



# THE GAD-A-BOUT™

APRIL 2022

Outdoor Information • Museum • Frontier Post

## EXPLORING RECREATION OPPORTUNITIES IN THE GAD-A-BOUT TERRITORY

ONCE UPON A TIME IN AUGUST 1962 FRITZ, JIM AND RAY EXPLORED THE U.K. FROM RAF ALCONBURY TO BETTY HILL FROM AUGUST 21-31 - SEE PAGE 14-18



SMOKIN' ON THE WATER BBQ FESTIVAL BY THE LAKE  
TREATY LINE PIONEER VILLAGE, DUNLAPSVILLE, INDIANA  
APRIL 29 - MAY 1, 2022 SEE PAGE 12



THIS IS A PHOTO OF A STOP SIGN, IT IS NOT A YIELD THE RIGHT AWAY SIGN. NOTE IT HAS EIGHT SIDES, NOT THREE SIDES. OBEY THIS SIGN OR FACE THE CONSEQUENCES!



ADVERTISER INDEX PAGE 26 / ARTICLE INDEX PG 2

READ ABOUT COVER PHOTOS ON PAGE 2

READ THE GAD-A-BOUT On Line @ [www.thegadabout.com](http://www.thegadabout.com)





APRIL • Volume XXXII • N0. 378

Created in 1990 & Published Monthly  
by Kentucky Colonel Ray Dickerson

Or by the name given to me by Golden Eagle  
in 1995 LOKA'DWE ICHUTAKU YUSHEDON'  
Translated "Man who gets things done!"

**TO CONTACT THE GAD-A-ABOUT**

**CALL RAY'S CELL: 765-960-5767**

"If no answer please leave a message."

Website: [www.thegadabout.com](http://www.thegadabout.com)

E-mail Address:

[raythegadabout@gmail.com](mailto:raythegadabout@gmail.com)

COPYRIGHT BY GADCOE 2022

**DISCLAIMER:** The ideas and opinions expressed by the writers appearing in The Gad-a-bout are not necessarily the same as the publishers.

**A WELL REGULATED MILITIA  
BEING NECESSARY TO THE  
SECURITY OF A FREE STATE,  
THE RIGHT OF THE PEOPLE  
TO KEEP AND BEAR ARMS,  
SHALL NOT BE INFRINGED.**

## MENDENHALL HARDWARE

**WE REPAIR SCREENS  
LIVE BAIT IN STOCK  
THINK SPRING**



DEER  
WHISTLES  
IN STOCK

**125 S. W. 5th Street  
Richmond, IN 47374  
765-962-4842**

LIVE  
BAIT

# THE GAD-A-ABOUT™

## IN THIS ISSUE

### SPECIAL FEATURES

Centerville United Methodist Church Monthly Food Ministry Kevin Smith Outreach Team Chair . . . . . Page 4  
Smokin' on the Water BBQ Festival By The Lake in Dunlapville, IN at Treaty Line Pioneer Village April 29-May 1 . . Page 12  
Once Upon A Time In 1962 Fritz, Jim and Ray Explored the U.K. from RAF Alconbury to Betty Hill and Back . . .Page 14-18  
Senior Shayna Morris Earns 2022 STEM Scholarship Presented by Eastern Indiana Gem & Geological Society . . . . . Page 19  
Becoming A Member of H.O.W. & Memories Since Then by Ray Dickerson . . . . .Page 20-21  
Liberty 2022 Free LIVE IN LIBERTY CONCERT SERIES May thru September (Contact Dawnn at 765-458-5976). . .Page 26  
Liberty 2022 4th of July Festival Midway Rides in downtown Liberty, IN July 1 - 3, 2022 . . . . . Page 26  
Everton Volunteer Fire Dept Bass Tournament-Brookville Lake, Fairfield Ramp April 30, 2022 Rules & Entry Form Page 27-28  
Special Note for this Bass Tournament - All you need to enter see Page 27-28 for Copy of Rules and Official Entry Form

### REGULAR FEATURED WRITERS

#### ROAMING THE OUTDOORS

#### Editorial Comment & Opinion

by Ray Dickerson (What IF?, ) . . . . .Pages 3,7 & 21

#### CENTERVILLE & RICHMOND UNITED METHODIST CHURCH

by Pastor Ted Chalk (Easter April 17, Hope, Paul's letter, Corinthians Chapter 12 & 13, Happy Easter). . . . .Page 5

#### BROOKVILLE LAKE

#### So You Wanna' Catch More Fish

by Tag Nobbe (April Fishing Brookville Lake) . . . . . Page 5

#### LAKE MICHIGAN

#### Fishing Lake Michigan

by Mike Schoonveld (Rapala R12 HD Cordless Fillet Knife) . . . . . Page 6

#### OUTDOOR HUMOR:

#### Misfires & Snags

by Dan Graves (You've Got To Jolly Well Follow Through) . . . . .Page 7

#### OUTDOORS & TRAVEL

#### Outdoors with Rich Creason

by Rich Creason (Centuries Old Coins Hide In Local Farm Fields) . . . . .Page 8-9

#### WHITWATER VALLEY HISTORY

#### New Adventures In Old Places

by Donna Schroeder (The Old Mill Stream) . . . . .Page 10-11

#### WAYNE COUNTY VETERAN SERVICES OFFICE

#### Has New Service Officer & New Hours

by Veterans Ron Weadick & Buddy Strunk (Wayne County Veteran Services Office Has New Service Officer & Hours) Page 12

### GAD-A-ABOUT DEPARTMENTS

#### Indiana Department Of Natural Resources

#### Current Events & News Releases

. . . . . Pages 22-23

#### Indiana State Police

#### Current Events & News Releases

. . . . . Pages 24-25

#### Gad's Corner - Activity Page (New)

. . . . . Page 26

#### Eric & Cara, [www.IndianaOutfitters.com](http://www.IndianaOutfitters.com)

#### Post The Gad-a-bout on Line @

[www.thegadabout.com](http://www.thegadabout.com) . . . . . Page 13

#### ABOUT THE COVER PHOTOS

#### Left Side Map of United Kingdom

. . . . .Front Page 1

#### Top Right Side Smokin' On The Water BBQ Festival Map

Front Page 1

#### Bottom Right Side Photo of Stop Sign, It is not a Yield Sign, etc.

Front Page 1

ADVERTISER INDEX . . . . .Page 26

## CRESTLINER BOATS



SPORTFISH 1950



1850 RAPTOR WT



**Call or Stop By  
Our Show Room  
To See Our New  
2022 Boats!**

## HARRIS PONTOONS



CRUISER 230



SOLSTICE 230

7191 FOX RUN RD BROOKVILLE, IN 47012 765-647-4619

E-mail: [boats@parksidemarineandmore.com](mailto:boats@parksidemarineandmore.com) Website: [parksidemarineandmore.com](http://parksidemarineandmore.com)

"We are located across the road from Mounds S.R.A. Entrance at Brookville Lake"






My wife Sherry is happy as a peacock with her brand new Maytag Washer we bought at Koons Home Center located at 221 South West 18th St. in Richmond, Indiana. William Mckellar (left) and Brian Anderson (right) delivered it to us yesterday.



Sherry didn't waste any time using her new Maytag washer today, March 22. When I left the house she was tackling all our clothes that had piled up after our other washer stopped working on March 7th.

## Roaming The Outdoors



by Ray Dickerson  
The Gad-a-bout

### WHAT IF?

What do you do when you wife's washing machine conks out when it is only one year and 6 months old. Rely on the warranty, right. What if you can't do that?

You do the next best thing you go out and buy a better one, but this time we bought it at Koons Home Center that is located at 221 South West 18th Street in Richmond, Indiana. Plus we got a warranty guaranteed by them, not someone else! Delivery was set up for March 22nd between 10 am to 12 noon.

Yesterday, March 22nd I got a call from their delivery guy enroute to Centerville from Liberty, telling me they were from Koons Home Center and would be here to deliver our new washer. I told him I had cleaned out the garage for them, to just back their truck up to our garage and unload it. I would be watching for them.

Twenty minutes later their truck backed into our drive way as I opened the overhead door.

I told them everything was ready for them to remove the old one and put in the new one. They thanked us and introduced themselves.

See photo above, the one in the red cap is William Mckellar and on the right is Brian Anderson. We talked for a brief time as they set about checking to see what they had to do to remove the older washer. They both were very friendly and polite, they asked all the right ques-

tions and answered our questions when we asked them.

Once they were ready, William started unhooking the hoses. He commented something about whoever put the hoses in really knew what they were doing. Sherry told him that we had Roto Rooter redo our plumbing indoors and under the house a year ago. Once the hoses were removed he and Brian began seeing what was the best way to remove the washer out from behind the dryer. In no time at all they had removed it back into my work room. Then they brought in a very unique two wheel truck and placed the washer on it and wheeled it out into our garage.

Next they brought in the new washer strapped to the two wheel truck and installed the washer in the same spot as the other one had been. Then they set about putting the dryer back, checking to make sure the exhaust tube was properly placed behind the washer and connected properly to the wall. Then they connected the hoses and made sure there was no water leaking before putting the washer and dryer electrical plugs back in their sockets.

They worked so expertly together, checking all aspects of their detailed installation.

Then William set about turning on the washer and checking everything to make sure everything was working as it should be.

Next he showed Sherry the correct procedure to

operate the washer

After that I asked Sherry if she was sure she knew how to use it. She told me she could do it.

We thanked William and Brian for taking care of everything for us and taking the time to make sure Sherry knew how to operate the washer.

I told them I wanted to write something in this issue about them and would like to take a photo of them with Sherry next to her new washer. As you can see in the above photo, it was a tight fit getting the three of them between the washer and the wall. The photographer should have had Brian in the back and had William in front, but that's what happens when you hire an inexperienced photographer!

Today, Wednesday, March 23rd Sherry washed the two weeks of clothing waiting to be washed and she did it without a hitch on her new Maytag Washer.

I highly recommend Koons Home Center if you are looking to purchase a new washer or other appliance they sell. I also highly recommend their sales staff and their delivery and setup staff.

It has truly been an eye opener for me.

I have a confession to make prior to buying our other ill-fated washer purchased elsewhere one year, 6 months and several days ago, I meant to stop at Koons Home Center that day, but as luck would have it, I didn't.

**S.R. 252 TO CLOSE OVER BIG CEDAR CREEK IN EARLY APRIL FOR BRIDGE DECK REPLACEMENT EAST OF BROOKVILLE**

S.R. 252 to close over Big Cedar Creek in early April for bridge deck replacement east of Brookville

Second bridge to close in August for superstructure replacement

FRANKLIN COUNTY, Ind.— Indiana Department of Transportation contractor Great Lakes Construction Company plans to close the S.R. 252 bridge over Big Cedar Creek on or after Monday, April 4, in Franklin County to complete a bridge deck replacement project.

The bridge is located just over six miles east of U.S. 52 near Big Cedar Rd., and is expected to remain closed for up to 180 days, through early

**CONTINUED ON PAGE 7**

www.koonshomeappliances.com

**KOONS**  
HOME CENTER

**KARL COUSER**  
Sales Consultant

(765) 966-2616 • 221 S.W. 18th Street • Richmond, IN



We Value Your Trust and Confidence  
**Mills Funeral Home**  
Serving the Centerville Area  
405 East Main Street, Centerville, IN 47330  
(765) 855-5342

## CABINET FACTORIES OUTLET OF RICHMOND



SEE US FOR:

- Cabinets By Schrock • Countertops (Granite & Formica) • Sinks & Vanities
- Discount Room Cabinets \$69.00 or less • Free Estimates • We Deliver

633 South H Street, Richmond, IN 47374 • 765-966-3875

Hrs: W-F 10 am-5 pm / Sat 8 am-Noon; Closed Sun-Tues - Website: [cabinetoutletofrichmond.com](http://cabinetoutletofrichmond.com)





February (brrrr) (Author Photo)



March (splish, splash) (Author Photo)

## Outreach Team Chair



by Kevin Smith

### Faith Promise

As in past years the Centerville United Methodist Church Outreach Team will be providing Bibles for each student in the graduating class of 2022. This year each student and his/her family will receive their own copy of the NIV Adventure Bible.

The NIV Adventure Bible® will get kids excited about reading the Scriptures! Our pre-school graduates will be captivated with the full-color features that make it fun and engaging to read the Bible and memorize their favorite verses. Along the way they will meet all types of people,

see all sorts of places, and learn all kinds of things about the Bible. Most importantly, they will grow closer in their relationship with Jesus. Congratulations to the Centerville Academic Christian Preschool class of 2022!

### Monthly Food Ministry

The March 2022, Monthly Food Ministry was held on Saturday, March 19. Postal carriers are not the only ones that are never deterred by rain, snow, or dark of night. The members and friends of the Centerville United Methodist Church that distributed food during the months of February and March are also not deterred as the weather both months was challenging, to say the least. February's food distribution brought temperatures in the single digits with icy cold winds. The March distribution day offered temperatures in the forties, but with strong wind gusts and a cold, steady rain.

Fifty-nine families were served at our March Food Ministry as many of our church faithful once again braved the elements to be the hands and feet of Christ right here in our own back yard. Our sincere thanks goes out to all the wonderful people that support our ministry financially. Without your generosity there would be no food ministry. Our next Monthly Food Ministry will be Saturday, April 16, 2022, from 10:00-11:00 AM.



Our Next Monthly Food Ministry:

**Saturday, April 16,**  
**2022**

**10:00 - 11:00 AM**

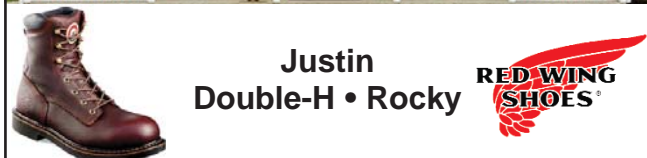
Want to help? Send donations to:  
CUMC Monthly Food Ministry,  
112 S. Morton Ave.  
Centerville, IN 47330

Heritage Goodhew Enterprises, Inc.

**HERITAGE GOODHEW**  
STANDING SEAM METAL ROOFING  
New Installation & Metal Roof Repair

**765-857-2623**

[www.heritagegoodhew.com](http://www.heritagegoodhew.com)



Justin  
Double-H • Rocky



Shoe Repair Available

**MILROY SHOES**

9214 S. State Rd. 3, Milroy, IN 46156

Mon-Thur 8 - 5 / Fri 8 - 6 / Sat 8 - 3 / Closed Sun



(765) 629-2109



**TREE CITY  
METAL SALES**



•Crews Available

•Metal Sales •Vinyl Fencing •Garages  
•Pole Barns •Garage Doors

**Steve Wagler**

50 W. 650 N. Greensburg, IN  
812-663-4863 Cell: 812-525-6272



**Troyer's Country Store & Bakery**

**Fruits & Vegetables**  
**28 Deli Meats**

**45 Cheeses**

**Weekly Deli Specials**

**Daily Sandwich Specials**

**DS Stoves In Stock Now**

Store Hours:

Mon-Fri 8 am-5:00 pm / Sat 8 am-4:00 pm / Closed Sun  
Deli Hours: Mon-Fri 8 am-4:30 pm / Sat 8 am-3:30 pm / Closed Sun  
8 mi. North of Greensburg or 10 mi. South of Rushville on SR3

Call: **765-629-2604**



# CENTERVILLE & RICHMOND UNITED METHODIST CHURCH



by Pastor Ted Chalk

Easter is April 17, it will soon be here. We associate Spring and new birth with Easter. The church celebrates the resurrection of Jesus at Easter. In all of this what we are really celebrating is hope. The hope of new life, the hope of life over death. This hope is based in love. It is in this context that I was reading Paul's letter to the church in Corinth, 1 Corinthians, chapters twelve and thirteen.

In chapter twelve Paul writes that those who believe and follow Jesus are the body of Christ. He writes about how the body of Christ is to work together in unity as the human body functions. Each of us have different gifts that we have been given by God to use in unity with others in the body, so that God's creation functions well. Paul ends chapter twelve with this verse 31 But strive for the greater gifts. And I will show you a still more excellent way.

This more excellent way that Paul is writing about is revealed in chapter 13. It is a very familiar passage of scripture. We are accustomed to hearing it at weddings. What Paul is telling us is that we can possess many gifts, we can have great intentions, and we can want to overcome all of the problems we are facing in our lives and in our world today. But without this more excellent way, this way of love, it is impossible.

*1 Corinthians 13:1-8a 1 If I speak in the tongues of mortals and of angels, but do not have love, I am a noisy gong or a clanging cymbal. 2 And if I have prophetic powers, and understand all mysteries and all knowledge, and if I have all faith, so as to remove mountains, but do not have love, I am nothing. 3 If I give away all my possessions, and if I hand over my body so that I may boast, but do not have love, I gain nothing. 4 Love is patient; love is kind; love is not envious or boastful or arrogant 5 or rude. It does not insist on its own way; it is not irritable or resentful; 6 it does not rejoice in wrongdoing, but rejoices in the truth. 7 It bears all things, believes all things, hopes all things, endures all things. 8 Love never ends.*

Maybe this more excellent way is really, the way, for us to pursue as we look forward to the hope of Spring, the hope of Easter. Easter is an amazing example of hope that love overcomes. I encourage you, in all of your daily life, to use this more excellent way and see if it doesn't make a difference in overcoming the problems you face. The big and the small problems you encounter in life every day.

Happy Easter!

# So You Wanna Catch More Fish



by Tag Nobbe  
Professional Fishing Guide

## April Fishing Brookville Lake

This is the month we have all been waiting for. With winter in our rear view mirror we can get back to fishing, and not just any fishing, walleye fishing. Fishing for walleye in April is driven by the spawning cycle and the spawning cycle is driven by the water temperature. In April walleye will be concentrated in a 4 places in and around the lake.

The first place is the tail water, also known as the stilling basin. During the spawning cycle the male and female walleye will have the urge to swim up stream looking for swift water riffles to deposit and fertilize there eggs. As they swim up the east fork of the whitewater river they come to the dam. This area can be either very calm or very

swift do to how much water is being released from the lake. Either way the walleye will be here in April. If the water is calm you will need to fish in the stilling basin itself or just below it. If its swift your options are at the end of the walls or behind some type of wing dam. Look down river a bit for a creek or something, anything that will create an ambush point. The best times to be fishing at the tail water is first thing in the morning right at dark or in the dark.

The second place is at the south end of the lake itself. Look for places with a lot of exposed rock or rip rap. These places tend to warm up quicker and stay warm longer do to the suns rays. Think shallow, low light or even in the dark, as the spawning activity will take place at night. If you have a boat great, but if you don't know worries as the fish will be extremely shallow. So shallow you can hear them rolling around and splashing in the rocks. A simple cast and retrieve works best. If your a live bait guy stick with a 1/16oz lead head jig tipped with a bass minnow. If artificial is your thing, you can use jerk baits, jigging spoons, blade baits or a variety of swim baits

The third place is the north end of the lake. This part of the lake is shallower then the south end of the lake and has the influx of spring rain flowing directly into it from the river. What this will do is warm the water. This warmer water makes the fish active. Active fish means more bites. The best way to fish for them in this area is with a 1/16 oz whistler jig tipped with a night crawler. Simply pitch it out the back of the boat and wait for the bite.

The fourth place to fish is in the river above the lake. What your looking for here is riffles, right above or right below them. Other good places are deep holes in the river. You can fish in this part of the river in a boat but the river is fished best from the shore as it is pretty narrow and shallow. The walleye will swim up this river from the lake to naturally spawn. A simple cast and retrieve with a 1/16oz jig and curly tail works best. At this time of the year the white bass are also spawning in the river above the lake. To catch this fish just simply switch your bait from a 1/16oz jig to a white rooster and you should have a limit if 12 per person in no time

Hope this helps, Good Luck Tag

If you need more info, go to my web site [www.brookvillelakeguideservice.com](http://www.brookvillelakeguideservice.com) or stop in at 52 Pik-up Convenience store and tackle just south of Brookville on State Road us 52. We have a full line of live bait, tackle and Fried chicken to go. So, when you ask for chicken liver, be specific. Lol

52 Pik-up opens at 5am and closes at 10pm 7 days a week

To schedule trips contacted me at [tagnobbe@gmail.com](mailto:tagnobbe@gmail.com) or call my cell 765-265-3238

I guide fish for walleye, and crappie starting in mid-April till the end of December 7 days a week on Brookville lake. We fish out of a 2017 pro V 2075 with a 250 Honda outboard engine. I supply everything all the way down to cleaning the fish. I can take 1 – 5 people. The price is according to how many go \$500.00 for 5 people \$475.00 for 4 people \$425.00 for 3 people \$375.00 for 2 people and \$325.00 for 1 person. We start at 8:00 am in the winter and fish till 1:00 pm to schedule trips call my cell 765-265-3238 or [tagnobbe@gmail.com](mailto:tagnobbe@gmail.com)

Fully Licensed and insured for 25 years now.

## BROOKVILLE LAKE GUIDE SERVICE



Tag Nobbe  
Owner & Guide  
**6 Hour Trip Rate**  
(Rates subject to change without notice)

- 1 Person \$325.00
- 2 People \$375.00
- 3 People \$425.00
- 4 People \$475.00
- 5 People \$500.00

A non refundable \$50.00 deposit is required for booking.  
Cancellations within 48 hours of your date will be credited towards a future guide trip.

### Fishing Seasons

April - December Walleye Charter Seasons  
April - October Crappie Charter Season  
Mix any of the above in the same day

Contact me for your fishing trip by  
Calling my Cell: 765-265-3238  
E-mail: [tagnobbe@gmail.com](mailto:tagnobbe@gmail.com) or  
Website: [www.brookvillelakeguideservice.com](http://www.brookvillelakeguideservice.com)

Fully licensed & insured for 22 years now.



## When it comes to fueling your outdoor needs

Gasoline • Fresh Coffee • Deli Style Sandwiches • Fountain Drinks • Snacks • Sporting Goods  
Live Bait & Tackle • Guided Fishing Trip Information • Hunting & Fishing Licenses • Check Station and More



Brookville Lake Guide Service  
Guide: Tag Nobbe  
Cell: 765-265-3238  
Web: [brookvillelakeguideservice.com](http://brookvillelakeguideservice.com)

Near Brookville Lake just south of Brookville on U.S. Hwy 52 (765) 647-3600



# Fishing Lake Michigan



by Capt. Mike Schoonveld

## RAPALA R12 HD CORDLESS FILLET KNIFE

I used to have two thoughts when I'd show up at a busy fish cleaning facility and see people standing on a wet concrete floor holding an electric knife plugged into a 120V power outlet. Thought number one - "That looks dangerous!" Number two - There's a guy who doesn't know how to sharpen a fillet knife.

I imagine Paul Bunyan had two thoughts the first time he saw some lumberjack sawing down a tree with a chainsaw. "That looks dangerous." And the next thought, "There's a guy who doesn't know how to sharpen an axe."

I now admit to being a frequent user of electric fillet knives. When Rapala came out with a battery powered, cordless fillet knife, my fish cleaning method changed and I realized why those "plugged-in" knife wielders risked electrocution every time they caught a mess of fish. It dawned on me there is a reason why bakers use electric mixers to kneed dough, carpenters use power tools instead of hand tools and that even the sharpest axe won't fell a tree as easily as a chainsaw.

I loved the cordless Rapala knife, but as a charter captain, I clean a lot of fish and I soon learned the original Rapala cordless knife was not heavy duty. I went through motors, switches and batteries often enough that I kept spares on hand, just like I keep spare reels, line and lures.

So when Rapala came out with an all new design with an HD in the name, I "hopefully" gave it a try. It's heavier, runs more smoothly and after a whole season both the batteries and the motor are still giving "right out of the box" performance.

I know on my other power tools, the rechargeable batteries now are better than those of just a few years ago. That's certainly seems true with the battery durability and run-time on the R12 batteries. Since the unit comes with two batteries, I purposely left one in the handle long enough to run it down. It cut a week's worth of salmon and lake trout at the end of May and then went it on a walleye trip to Lake Erie the next week. It conked out on the fourth day. I didn't check the recharge rate but Rapala says it only takes an hour.

Speaking of the recharger, I like that this one has three indicator lights giving an at-a-glance status of the charging battery. I also like the thumb activated on/off switch. It's right where I naturally place my thumb on the knife handle.

What I really like is the speed. I don't know the cycles per second rating of the corded models but I'd guess the R12 is two or three times faster than the original cordless Rapala. I was at a public cleaning station in Sheboygan last summer and a fellow across the table from me using a plugged in electric knife looked up when I triggered the R12 and said, "Good Lord! Is that an electric knife or a chainsaw?"

I loaned him my R12 to use on his last two fish. He smiled, said thanks, cleaned up quickly and drove away fast. I think he was heading



Rapala's new electric fillet knife is to fish, what a chainsaw is to a tree. (Author Photo)

to the tackle shop to buy an R12 for himself. They are available at many retail and online stores as well as from the Rapala website: [www.rapala.com](http://www.rapala.com).

THE END.

## FISH LAKE MICHIGAN

CONTACT A MEMBER OF

INDIANA'S NORTH COAST CHARTER ASSOCIATION

[WWW.CHARTERFISH.ORG](http://WWW.CHARTERFISH.ORG)

INDIANA'S FINEST FLEET OF EXPERIENCED CAPTAINS  
FOR LAKE MICHIGAN SALMON FISHING IN INDIANA



Your roof is too important to trust to just anyone.

**TRUST THE PROS  
AT HATZELL BROS.**



**Specializing in Standing Seam Metal Roofs**

Residential and Commercial • Several Colors and Panel Options

**FREE  
ESTIMATES**

8649 W ST RD 67, Redkey, IN. 47373  
Office  
**(765) 369-4067**

Fax (765) 369-4071  
email: [hatzellbros@comcast.net](mailto:hatzellbros@comcast.net)



MANUFACTURER OF METAL ROOFING & SIDING • OFFICE: (765) 369-4067 • FAX: (765) 369-4071  
E-MAIL: [hatzellbros@comcast.net](mailto:hatzellbros@comcast.net) or Website: [www.hatzellbros.com](http://www.hatzellbros.com)



# Misfires And Snags



by **Dan Graves**  
"Humorist Writer"

## YOU'VE GOT TO JOLLY WELL FOLLOW THROUGH

(Learning the proper techniques for shooting sporting clays takes time and patience. A couple of Yanks trying to do it in one day at a shooting club in England can do irreparable harm to foreign relations.)

For a number of years my father-in-law, being a patient man, had tried to teach me the finer points of bird hunting, not the least of which was hitting what you're shooting at. Working behind two fine dogs did little to improve what I called "the jump and jerk" factor. Even with the dogs on a hard point I would jump at the flush and start jerking off shots like Rambo in a terrorist camp. Seldom was a bird harmed. It got to a point where the dogs would come on point, and glance over their shoulder to see who the shooter was going to be. If it was me, they would flush the birds a block away, then tuck their tails between their legs and hightail it for higher ground.

One day, after watching this performance from a distance, Burl (my father-in-law) gave me some very useful advice. "Slow down a little. Pick your target and concentrate on just one bird. Above all, at least try to wait until the birds have risen above the cover before you start blasting away. Otherwise, you might as well sell your shotgun and buy a tennis racket and see if you can bag any of the little rascals with your back hand."

I took his advice and immediately noticed that I was missing a lot closer than before. After every hunt I congratulated myself for almost bagging a bird. Even the dogs had stopped running off after a flush and instead would lay their ears back and flatten themselves to the ground. However, in spite of such improvements, I felt something was still lacking. If I could figure it out I might some day actually hit one of those jet propelled, feather covered little felons.

Years later, when I had finally decided that my job was to harass them and keep them nervous enough to

be better sport for other hunters, Burl invited me on a pheasant hunt. Aha!! Here was a bigger target. Surely I could hit something as big as a turkey buzzard. Burl informed me that for larger quarry I should shoot something a little healthier than quail loads, so I loaded the old howitzer with 3" magnums packed with #4 shot. Within an hour one of the dogs was on hard point as I cautiously approached, muttering "don't jump and jerk." On command the dog flushed and my cool, calm reserve went down the drain. Something the size of an F-16 blasted out of the brush and began a rocket-like vertical climb. Later, I tried to recall my reaction in that split second and finally decided that all the blood in my body fell straight to my feet leaving my brain with no ability other than basic instinctive survival. Wyatt Earp couldn't have gotten off a quick shot. Still on the rise, the bird disappeared in an explosion of feathers followed by a rain of spare parts, the largest of which wouldn't have made a decent bowl of pheasant soup. Burl, having witnessed the destruction asked what I was shooting. "Well, if you insist on using a goose load you might want to consider letting the bird get out a little further before you assault it. Better yet, try using a 30-06 and give it a one city block head start." To add insult to injury, he suggested we pick up all the feathers and use them for trout flies, a sport he felt I might be a little better at.

During a trip to England a few years ago, the chance to indulge in another, similar shotgunning sport presented itself. A friend in Barnoldswick invited myself and a traveling companion to join him at his shooting club for an afternoon of sporting clays. Since neither of us had ever tried our hand at nailing the elusive clay discs, we quickly accepted. Remembrance of past experiences with hitting small fast flying objects nagged at me, especially since "colonists" as we were called by the English were supposed to be experts with such things as muskets, tomahawks, and Bowie knives. However, since clay birds don't zig when you zag and fly more or less in a straight line, I felt confident that we wouldn't embarrass our country with a poor showing. After explaining that the first bird might or might not be delayed for a few seconds after calling for it and the second would be released on report! We stood ready at the first station. The only thing we needed to complete the image were cheeks full of Bull Durham.

I called for a bird and "jumped and jerked." The second bird escaped harm and settled into the grass beside the first one like a miniature flying saucer I explained to our English friend that I was much better at hitting a stationary target and would it be acceptable to wait until they landed and then plaster them. He muttered something about not understanding how England managed to lose the war to us and we moved to the second station. Our host had brought his brother along, who had never had an interest in firearms and who was also trying clays for the first time. After instructions on which end of the shotgun to put his shoulder, he had two clean misses. I began to feel better. David, our host, then instruct-

ed Brian, his brother, on how to eject the spent shells from the fine side-by-side double he had loaned him. Brian flipped the release lever, gripped the forearm and jerked down on it, pulling it off and dropping the barrels in the dirt.

I wasn't aware that Englishmen used such language. The four pronunciations were much more colorful when screamed with a British accent. At the next station I forgot about my short comings when Brian repeated the performance, only this time he saved the barrels and dropped the forearm and cracked it. My companion and I saved his life only by holding David at gunpoint until he calmed eown. So much for brotherly love.

The remainder of the round proved no better and we moved to the skeet range. By the last station we had gathered a crowd to watch to watch the Yanks make fools of themselves. With a look of pity on his face a gentleman stepped from the crowd and offered me the use of a beautifully engraved and inlaid Italian-made over and under that fit like a glove. I powdered both birds and received a round of applause, thus giving me the excuse that it had been the gun, not the shooter that was to blame for the previous performance. Since then I have acquired two fine shotguns, a trap, and enough property for a small range. Things have improved somewhat, but it's still easier to wait until they're on the ground and stationary before pulling the trigger.

## Roaming The Outdoors

CONTINUED FROM PAGE 3

August. Traffic will be detoured along U.S. 52 to I-74 to S.R. 128 (OH) to S.R. 126 (OH), back to S.R. 252 during construction.

The \$1.8 million contract also includes a superstructure replacement on S.R. 252 over Branch of Big Cedar Creek, also known as the Sleepy Hollow Bridge near Sleepy Hollow Rd. The second bridge is expected to close for approximately 60 days in early August, once the first reopens.

INDOT reminds drivers to use extra caution, avoid distractions, and consider worker safety when traveling through active construction zones. All work is weather-dependent and schedules are subject to change.

### TRIVIA:

**1913** The Indiana legislature adopted the official state song, "On the Banks of the Wabash, Far Away." Written in 1897 by Paul Dresser of Terre Haute, the tune was one of the most popular of its era. (Pictured: The Paul Dresser Memorial in Fairbanks Park near his home on the banks of the Wabash.)

**1933** Banks across Indiana began to reopen after having been closed for a week. President Franklin D. Roosevelt had declared a "bank holiday" that shut down the banking system in response to a month-long run by nervous depositors.

CONTINUED ON PAGE 21

# STEVE'S MARINE

AT BROOKVILLE LAKE • 765-458-7527

1156 WEST DUNLAPSVILLE ROAD.. LIBERTY, IN





Abraham Lincoln for President 1864 button.(Author Photo)



Andrew Jackson Inaugural button.. (Author Photo)



Reverse side of above button. (Author Photo)



Assorted coins, Civil War uniform button, John Deere plow. (Author Photo)

## Outdoors



With Rich Creason

### Centuries Old Coins Hide In Local Farm Fields

When the decision is finally made, and you purchase your first metal detector, the big question now is “Where do I hunt?” The magazines and advertisements always show someone finding large caches of Roman coins somewhere in Europe or another person picking up Spanish treasure along the Florida coast. Others are pictured showing off the many Revolutionary War artifacts or Civil War relics they are finding with their detec-

tors. Unfortunately, a large majority of those who have metal detectors don’t live in Europe, or in Florida, or along the East Coast or Deep South. Where do those people search for treasure in their own area?

When most folks drive along country roads, they notice the corn or beans or other crops growing in the fields. Brant Jones sees below the surface and pictures the coins and artifacts hiding in the soil. He researches the area on his computer, finds old homestead sites from a century ago where crops grow now, gains permission to metal detect from the owners, and begins swinging his Minelab Equinox 800 in search of lost or buried treasures.

Brant started metal detecting in 2008. He was walking along the banks of the Mississinewa River in Indiana with his sons. On top of a hill covered with old brick and glass, one of his boys found what he thought was an old coin. It turned out to be a flat button. He later borrowed a detector from a friend who had purchased it at a rummage sale, and went back to the pasture where they

had found the button. When asked what happened, Brant related, “I soon found a large cent. I was instantly hooked on detecting. I bought the detector from my friend and have been hunting ever since then.”

Like many other beginners, he tried many different models of detectors from entry level to advanced. In 2012, Brant bought a Minelab Explorer XS. He really liked the machine and found many deep targets with it, but he thought it was a little heavy. He used this detector for several years, then, began looking at the Minelab Equinox series. He said he was impressed by the Multi-IQ simultaneous frequency technology built into these machines. This would allow him to find any of the items for which he searched using just one detector. He also liked the light weight feature of the machine which would allow him to hunt hours at a time without becoming

Why Cook Tonight, When We'll Deliver It right?

**\$2.00 OFF ANY 16 INCH PIZZA**

*BRING THIS COUPON*

**Pizza King**

Hours: Monday thru Thursday 10:00 am - 9:00 pm  
Friday & Saturday 10:00 am - 10:00 pm

201 NORTH MAIN STREET - LIBERTY, IN 47353

DINE IN  
CARRY OUT  
DELIVERY

(765) 458-5775

PRINT & BRING THIS COUPON

**Woodruff's Supermarket**

10 South Main St., Liberty, IN

**Full Service Meat Department**

**Produce, Dairy, Groceries & General Merchandise**

Hours: Monday thru Saturday 6 am - 9 pm / Sunday 6 am - 7 pm

**BAKERY - DELI - IN STORE PHARMACY**

*Donuts, Cakes, Cookies, Pies, & Rotisserie Chicken*

*"Get Everything You Need At One Handy Location"*

**Call Us At 765-458-6213**


[www.woodruffsupermarket.com](http://www.woodruffsupermarket.com)

PRINT & BRING THIS COUPON





Class ring found in field. 1924. Returned to family. (Author Photo)



Crotal bells. (Author Photo)

fatigued. Fortunately for Brant, just before he decided to purchase the Equinox 800, he attended a seeded hunt and won the Minelab machine he was just ready to buy. After using this machine for many years now, he said, “I think the Equinox running multi frequencies has changed the amount of finds I dig. It goes deep and I don’t miss much.”

Detecting farm fields limits him to the months before the fields are planted, and after the crops are harvested. While for most, this means late fall and early spring hunting time. Brant also includes winter in his detecting plans. When asked about this, he replied, “Snow doesn’t stop me. Only frozen ground slows me down.” When he is unable to get into his favorite hunting grounds, he is on the computer researching new sites or knocking on doors to ask for permission to hunt a new field. He also hunts local yards and parks.

But what kind of treasures does Brant find when hunting farmland? From the looks of the displays of items he brings to the East Central Indiana Treasure Hunters Club every month, he finds a wide variety of great targets. While many detectorists are happy finding a buffalo nickel or an Indian head penny, Brant brings in large cents, seated and bust coins, and historical tokens. Crotal bells which used to hang on horse harnesses are a common find in farm fields, Civil War buttons lost off a uniform the soldier wore home from the war also frequently end up in his pouch.

When asked what his favorite find was, Brant answered, “Without a doubt, the Abraham Lincoln, 1864, campaign button. It is worn, and has a hole in it, but I think it’s my best find ever.” He also finds a lot of trade tokens from various businesses which were

common a century ago. Of course, since most of the fields he detects have not had a house for many decades, any coins he finds are usually more than 100 years old. He is still looking for his first gold coin like one of the ladies in his club found recently.

Not all of Brant’s finds go into his collections. On a hunt last year, he found a 1924 gold class ring in a field. After must research, he was able to locate the owner of the ring who had passed long ago. More research led to a meeting with the 83 year old daughter of the ring owner and he was able to return her father’s ring to her. Brant asked what her father’s full name was. It matched the initials in the ring. He then asked from what school he graduated. It matched the ring. When questioned about what year he graduated, the lady didn’t know. Brant said it was 1924, and he showed her the ring in his hand. The daughter asked if she could buy the ring from him. Brant said, “Of course not”, as he handed her the long lost ring. He commented, “Jewelry in the fields are kind of rare, but it is there. I normally find one or two rings a year in farmland.” He also collects many marbles, non-metallic buttons, and a wide variety of Indian artifacts while searching the fields.

Most of the time, Brant enjoys detecting with other people. His wife, Kristin, and their youngest son, Noah, are able to hunt with him often. Like most others in the hobby, he carries out all of the trash he uncovers, and if possible, shows it to the landowner. This practice often gets him many more permissions to hunt other fields belonging to both this farmer and his friends.

To find old house sites like Brant does, log on to [www.historicmapworks.com](http://www.historicmapworks.com). Then,

type in your state, county, and township. This brings up several choices of maps. Click on the oldest one listed and the screen will show your area. The small, black squares are houses which were standing when the map was current. It also shows buildings with a cross on top (churches), structures with windows (usually schools), toll houses, roads, and much more information.

While valuable hoards or caches of lost treasure are difficult to find by the normal hobbyist, almost anyone who owns a metal detector can discover old coins and artifacts in farm fields with just a small amount of research.



The author may be reached at [eyewrite4u@aol.com](mailto:eyewrite4u@aol.com).

### We Are Looking for Metal Detecting Sites by Rich Creason

My wife, Susie, and I have been metal detecting together for over 40 years. We are always looking for new areas to search. If any of you readers have an older house, more than 80 years old, we would like to get permission to detect your yard for coins, buttons, relics, etc. We also are looking for farm fields which used to have a house site, cabin, school, church, etc. on the property where we can search when the crops are off. If you are interested, we would be glad to teach you how to use one of our detectors on your property while we are there.

We also search for lost rings if you know the general area where they were lost. Please reply if we can have permission to metal detect on your land. Thanks, Rich.





Call 765-215-3478 or email at [eyewrite4u@aol.com](mailto:eyewrite4u@aol.com).







## Frame's Outdoor

Fully Stocked Outdoor Store

- Fishing, Hunting, Camping
- Rifles, Shotguns, Handguns
- Clothing, Boots, Gun Safes





855 S. St. Rd. 101 Liberty, IN 47353 765-458-7227

Email: [framesoutdoor@aol.com](mailto:framesoutdoor@aol.com) Web: [frames-outdoor.com](http://frames-outdoor.com)



## GUN REPAIR

Gunsmithing services for Rifles, Shotguns, Handguns, Black Powder Guns, & Air guns  
Cleaning & Inspections, Bore Sighting, Optics & Sights installed, Refinishing & Restorations  
FFL Firearm Transfers

By Appointment Only, Call

**Marshall Smith 765-914-2781**  
User Field BC\_COMP\_SLOGAN = 6151 Turner Road  
Richmond, IN 47374  
[PrairieWolfGuns@gmail.com](mailto:PrairieWolfGuns@gmail.com)  
FFL 4-35-177-07-5C-04489  
Cash or Check only

## Martino's

Inside Dining or Carry-Outs

= Italian Villa =

Restaurant & Lounge

### "Homemade Goodness In Every Bite"

Real Italian Pizza • Full Menu




- LASAGNA
- PIZZA
- STEAK
- SPAGHETTI
- SANDWICHES
- SEAFOOD

11AM - 10PM MON - THURS 11AM - 11PM FRI & SAT

## 765-457-9181

1929 N. WASHINGTON • KOKOMO, IN





Jacob & John Faikert assisting customers in their store 1951

## Whitewater Valley History



by Donna Schroeder  
Fayette County Historical Museum

## The Old Mill Stream

If you regularly read my articles, you know that all sorts of old things interest me. A friend recently sent me a photo and some information about two men whose names I had heard frequently, but to whom I had never really given much thought - The Faikert brothers, Jacob and John. They owned a small country store a few miles south of Connersville in the village of Nulltown.

Nulltown is one of those places you miss if you blink, although blinking while passing through isn't a good idea. It sets on a curve on Highway 121 where not paying attention could be a deadly mistake. The road follows the winding path of the Whitewater River and the old canal. The Whitewater Valley Railroad tracks now occupy the towpath the mules once used to pull the canal boats.

The village was the site of the first Baptist Church in the county. Elders DeWeese and Tyner came up from Brookville and set things in motion for the beginning of the Franklin Baptist Church about 1814. They met with a group at the home of my gr gr gr grandmother, Mary Martin, to make


plans to erect a building. Elder Tyner was her father. A log church was built in 1815, and the cemetery, located next to where the church stood, contains the resting places of many of the area's earliest residents.

In the early 1800s, the first settlers recognized the opportunity to harness the swift waters of the river for a variety of mills. A saw mill was built here very early by Thomas Silvy. It eventually passed into the hands of the Null brothers, Michael and Israel. They added a small grist mill, later building a large flour and grist mill. These brothers named the town Nulls Mills.

After a few years, the canal came along and ruined the mill race, and the mill ceased to be.

In the 1870s came Jacob Fiegert. He and his wife, the former Dorothy (Dora) Fritz, were both of industrious German stock. They had a store in the old mill house, and, in 1883, they built a new store with attached living quarters. Jacob also served as postmaster, and a small building next door served as the post office. An 1883 newspaper item praises Jacob for installing fifty eight boxes (pigeon holes) for mail, as well as procuring a canceling stamp and a postal scale, improvements not made by previous postmasters. In his 'spare' time (could he have possibly had any?) Jacob also repaired shoes.

Jacob unexpectedly passed away at the age of thirty in 1884. Dora, now the widowed mother of Jacob, age six, and two year old John, never wavered. She took over as postmistress, and kept the family business going. She made sure the boys were educated and somewhat cultured. They took part in the Nulltown Literary Society which met at the Grange Hall across the road. The boys gave recitations and appeared in theatrical presentations. The hall was the center of activity in the village, hosting parties and dances. The brothers eventually bought it and used it to store their extra wares. It has long ago disappeared from the landscape.



Shipping crate to Faikert Store Courtesy of Rick Lemen.

In 1895, Dora retired from her career with the postal service. She was replaced by Jane Turner who changed the name of the post office to Nulltown.

As the years passed, the family added coal and petroleum products to their inventory of general merchandise, building a block building to hold the flammable petroleum John appears to have always been at his mother's side in the business. They delivered chickens and turkeys to nearby towns. Dora put a phone in her house in 1902 - probably a good thing for the business, as well as keeping track of her boys. She kept an eye on them, even as adults, and fussed if they were late getting home.

The newspapers of the day also reported that Jacob and John painted the homes and barns of several people. At one point, they were varnishing at the Columbia Methodist Church, possibly adding a little extra gleam to the interior furnishings.

All along, Jacob had been furthering his education. He began to teach at the Elliott School about 1902. This little building stood south of Connersville, just off State Road 1, several miles east of their home. In 1904, he was teaching in Orange Township to the west. In 1919, he was quite a distance away, teaching science in the high school at Fairview, a school that served children from both Fayette and Rush Counties. In 1910, his home township trustee reported he had been paid \$253.82 for teaching school at Nulltown and \$22.10 for acting as janitor. (That was his annual salary.)

Jacob was ahead of his time. In 1914, he was teaching at the Elliott School. Girls of the day were instructed in the art of homemaking. Boys were mainly advised on how to farm. Jacob saw a need for the boys to learn something different, and he may have been the first vocational teacher in the county. A talented woodworker, he purchased tools and lumber to teach the boys how to build items. I can only fault him for not including his female students. It seems to have been so popular with the guys that they used their recesses and

# FAYETTE COUNTY HISTORICAL MUSEUM

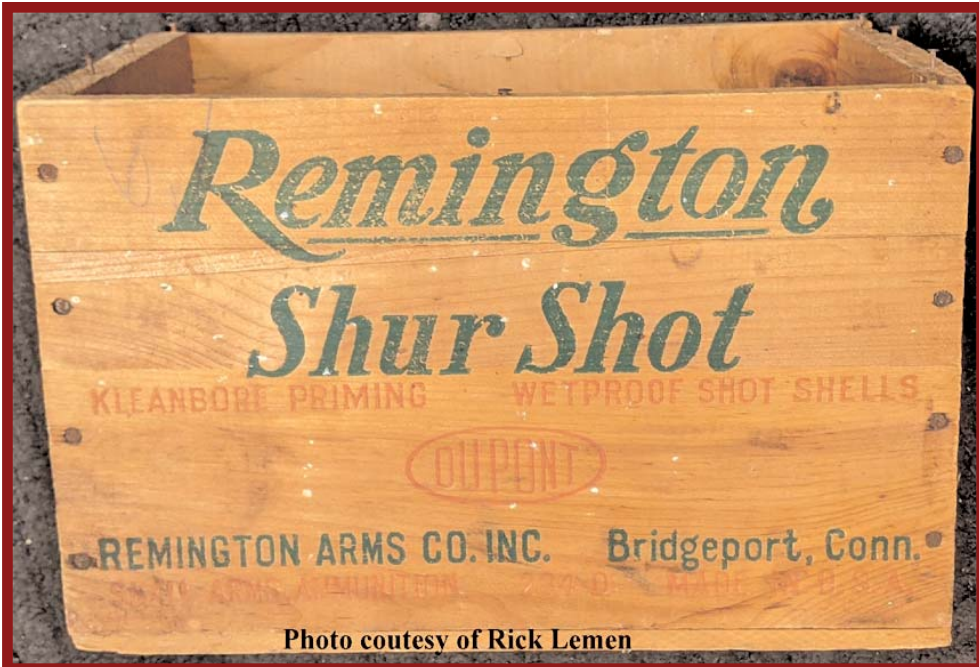
OPEN  
10 A.M.  
TIL  
3 P.M.  
SATURDAYS  
&  
SUNDAYS



INCLUDES  
Pioneer Cabin & Tools  
Schools & Organizations  
Fayette County Industries  
Connersville Built Motor  
&  
Horse Drawn Vehicles  
Genealogy Area  
AND MORE

200 WEST 5TH STREET, CONNERSVILLE, IN 47331 • 765-825-0946






Shipping crate to Faikert Store Courtesy of Rick Lemen.




General Store Display at Fayette County Historical Museum With Faikert sign.



Students at the Elliott School 1895.



The Whitewater River and Railroad behind the Faikert Property.



Nulltown Cemetery Established about 1815.



Basement of the Faikert Building, showing stonework from 1883.

lunch times to work on their projects.

Dora passed away in 1923, and Jacob must have given up teaching to join his brother in the family business. They continued until the early 1950s, but Faikert's store remained in business for many years after they sold to another family.

Jacob Faikert died in 1955, and John followed in 1960.

I think the brothers would be pleased that their building contains yet another family business. The store has been remodeled into a restaurant. The part of the building that housed a filling station is now the kitchen of the Nulltown Country Kitchen, and the area that once contained every necessary staple for families is an inviting, cozy dining area. Because I needed photos from Nulltown, it only seemed right to stop in for lunch. I highly recommend the dinner plate size tenderloin sandwich, surely one of the most tasty in the state.

Come and visit us in Fayette County. The Whitewater Valley Railroad will begin its season very soon. The Fayette County Historical Museum is open 10 a.m. until 3 p.m. on weekends. There's much to see and do!



The interior of the Nulltown Country Kitchen features the original store shelving, as well as pictures from the past and antique tins from the store.



## Smokin' On The Water BBQ Festival By The Lake April 29 - May 1, 2022

Following Written by Member of Staff.

The Smokin' on the Water BBQ Festival By The Lake will be held on April 29 - May 1, 2022.

The barbecue contests are open to all who want to participate. Everything you need to know about participating can be found on the Liberty Lions Club website, whether you want to enter barbecue contests, set up a vendor booth, volunteer to help during the festival or just attend as a spectator. Parking is free and there is no admission to attend the event. There is handicapped parking near the front gate.

The Website is [www.libertyindianalions.com](http://www.libertyindianalions.com). You can link onto their website by clicking on the above website with your computer mouse. Their website is up to date and ready for you to log on. The 2022 data is up to date also. When the website opens there you can view the schedule of events on the opening page.

Each year, the BBQ contestants cook a lot of meat. To produce a box with 6 perfect ribs to be judged, they often will cook 2-8 racks of ribs. Needless to say, there are always leftovers for each meat category. We ask each team to consider our local food pantry rather than discarding this extra meat. Some of them cook extra to take home for themselves or their neighbors, or in some cases they will plan to sell their leftovers. I always tell them that we don't want any meat for which they already have plans; however, any extra meat we will arrange for the local food pantry to collect and distribute to needy families. It is not unusual for us to receive several hundred pounds of cooked BBQ for our local food pantry.

The KCBS style of barbecued meat is recognized around the world.

So if you have an inkling to try your luck at barbecuing meat at Smokin' on the Water BBQ Festival, why wait. Sign up, you don't need any fancy equipment to begin with. As you work your way into the winning category, you will naturally learn better ways to cook and compete.

Everything you need to know can be found at [www.libertyindianalions.com](http://www.libertyindianalions.com).

If not, you can also call Carl Sharps Cell phone: 765-580-0215 or e-mail him at [carl.sharp.c9mm@statefarm.com](mailto:carl.sharp.c9mm@statefarm.com).

Good Luck!

Directions to Treaty Line Pioneer Village in Dunlapville, Indiana. From Liberty, Indiana travel south on SR 101 go past the Whitewater Memorial State Park (it will be on your right), at the next road turn right onto Dunlapville Causeway Road. Go across Brookville Lake, on your right you will see Treaty Line Pioneer Village, keep going west, watch for Dunlapville Road on your right (sharp right turn). Stay on that road, entrance to Smokin' on the Water BBQ will be on your right. Watch for Handicapped parking, and Free parking is inside the fence.

## Smokin' on the Water - BBQ Festival By The Lake (Free Parking & Admission!)

Friday, Saturday & Sunday, April 29 - May 1, 2022

3801 W Old Dunlapville Rd  
Liberty, IN 47353

Friday hours: Noon - 9:00 pm

Saturday hours: 9:00 am - 9:00 pm

Sunday hours: 9:00 am - 5:00 pm



**Buddy Strunk**  
U.S. Air Force

## Veteran Services Office Courthouse Annex 401 East Main Street Richmond, Indiana 47374

Fax: (765) 973-9493

Hours:

Monday thru Friday 8:00 a.m. - 4:30 p.m.

Phone: (765) 973-9207

E-mail: [bstrunk@co.wayne.in.us](mailto:bstrunk@co.wayne.in.us)



**Ron Weadick**  
U.S. Army

Phone: (765) 973-9200 ext. 1651

E-mail: [ronaldw@co.wayne.in.us](mailto:ronaldw@co.wayne.in.us)



Plan your Indiana adventures at

***www.INDIANAOUTFITTERS.com***

INDIANA'S ONLINE OUTDOOR RECREATION GUIDE

Link up to us at [www.INDIANAOUTFITTERS.com](http://www.INDIANAOUTFITTERS.com)

Find all the info you need  
with this **FREE**  
Indiana Trip Planning Website!



Where do you want to go  
this weekend?

Visit

***www.INDIANAOUTFITTERS.com***



**FREE! Indiana Cabin Rentals Guide**

***www.IndianaCabinRentals.com***



Now finding cabin  
rentals is easy.

Use a clickable map  
of the state to find  
a rental cabin!



Looking for lodging  
with a hot tub?


Want a place  
by the water?

Find traditional log  
cabins, historic cabins,  
floating cabins,  
camping cabins, and  
unique rental homes  
throughout Indiana.



Why settle for a stuffy  
hotel room when there  
are options like this?

Rent your own  
private cabin!



Want a secluded cabin  
with peace & quiet?

Want a cabin near the  
heart of the action?



Need a pet-friendly  
cabin?

Want a basic camping  
cabin without all  
the frills?

***www.IndianaCabinRentals.com***

Find specials, pictures & links to cabin rentals around Indiana











Day 3, Olein Fritz (Left) and Jim Armstrong (Right) We were parked next to one of the many Loch's in Scotland. Jim was sitting on Fritz's Austin A-30. Photos by Ray Dickerson



Ray Dickerson leaning against wall on same Loch, Fritz took this photo, we were headed for Braemar, Scotland. This would be our first night camping in our tent.



We left RAF Alconbury early on August 21, this is the Base Headquarters as it looked back then. Today only a small portion of the base exists. Recently a large portion of it was sold and a English community resides their now where our planes use be.



We left RAF Alconbury early on August 21, arriving in Edinburgh Scotland later that same day. Edinburgh Castle has to be seen in person to really see how magnificent it is and also find out in person how friendly everyone treats you.

## Once Upon A Time by Ray Dickerson (The Gad-a-bout)

I joined the U.S. Air Force just as soon as I graduated from Centerville High School, as did many young men in those days. As every recruit knows you have to leave home, go to boot camp for training, attend technical school for learning a skill and then be assigned to a base somewhere.

As luck would have it I left Lackland Air Force Base in Texas, attended a Base Supply Technical School in Amarillo, went home on leave, then I was sent to RAF Chelveston, England. Evidently at about the same time frame Olein J. Fritz who lived in St. Louis, Missouri graduated from high school, joined the Air Force and as luck would have it he too was sent to RAF Chelveston in England.

I worked in Base Supply and he worked in the J type Hangar as a Crew Chief working with C-47's (Goonie Birds) and other aircraft as required.

I'm not too sure how we met the first time, I think it might have been at the Service Club playing pool or it may have been on one of the many trips the Service Club sponsored, which gave us a chance to get off base and visit interesting places in England

on the weekends.

They were a lot of fun and convenient for service persons to get off base and enjoy seeing destinations of interest within driving distance of the base. I have a photo of Fritz, I and Robert Evert on one of those trips to Windsor Castle in London. Robert and I attended the same Tech School in Amarillo and as luck would have it, we both were sent to England.

Fritz had a Austin A-30 English car that was an export model (steering wheel on the left) and I had a 1956 Ford Popular English car that also had the steering wheel on the left. The nice thing about having cars that had the steering wheels on the left instead of on the right like all English vehicles had, was that on a real foggy day or night we could look out the left window and see the edge of the road, thus keeping us from accidentally driving off the left side of the road due to the fog.

In the U.K. you drive on the left side of the road. The only time it was a problem was when you wanted to pass the car in front of you which had to be in the right lane, it was a little hard to see an oncoming car from that angle, sitting on the left side. But being able to see the edge of the road better also helped in other driving situations that a guy might find himself in after leaving a pub. If you get my drift!

Being friends with Olein Fritz also had other

advantages, he was a born auto mechanic and both of us were interested in repairing our cars in the Base Auto Hobby Shop.

As hard as I tried to get my 56 Ford to pass the Motor Pool car inspection, so I could park it on base, the motor pool Sergeant wouldn't okay it nor give me a base sticker. So I had to park it off base.

Thanks to Fritz who completely overhauled the engine for me, I was able to get it inspected at the motor pool and I finally got to park it on base. It was a little unhandy when I had to park it off base, especially the inconvenience of having a car but not be able to drive it to the many distant locations on base.

The Fall of 1961 RAF Chelveston began to phase out as it was to be closed. Most of the base personnel were transferred to RAF Alconbury. Base Supply did, all except me. I was held back for a special assignment August 1st to October 23, 1961 to the Advance Supply Support Center dealing with the transfer of Base Supply records and inventory.

Any way getting back to our weekend trips. Not in the beginning, but eventually Fritz, I and some times another friend enjoyed taking weekend drives to various attractions around England, mainly to just get off the base for the day.

Some of the trips off base that stand out in my

**CONTINUED ON PAGE 16**

9TH ANNUAL  
CHARITY GOLF  
OUTING  
MAY 13, 2022

**BROOKSHIRE** 12120 Brookshire Pkwy  
Carmel, IN 46033

ALL PROCEEDS  
TO SUPPORT

Become a Sponsor:  
Send sponsorship request to  
[outreach@dva.in.gov](mailto:outreach@dva.in.gov)

- Tee Time: 12 p.m.
- Complimentary Snacks and Beverages
- Sign up your Foursome today
- Awards Dinner: 5 p.m.
- Beer Carts
- Raffle Prizes and Giveaways
- Bourbon Tasting

IDVA Annual Golf Event  
SPONSORSHIP OPPORTUNITIES  
MAY 13, 2022

**BROOKSHIRE** 12120 Brookshire Pkwy  
Carmel, IN 46033

Become a Sponsor:  
Send sponsorship request to  
[outreach@dva.in.gov](mailto:outreach@dva.in.gov)

**RED | \$5,000 TITLE SPONSOR**

- Includes a four-person team
- Sign-up & Reception Signs
- Plaque
- IDVA Newsletter Spotlight
- Guest Speaker
- Dedicated hole sponsorship
- Vendor Tent

**WHITE | \$1,000 (2 AVAILABLE)**

- Dedicated Hole Sponsorship
- Player Cart Sponsorship
- Beer Cart Sponsorship

**BLUE | \$200**

- Hole Sponsorship

**GOLD | \$300**

- Mulligan & Game Sponsorship






Edinburgh Scotland, Princes Street Scott Monument.



Day 3, We took this Ferry to cross the Firth of Forth.



Linn of Dee Campsite near Braemar Scotland.



Scotland Devil's Elbow - Sight of Mystery



Loch Ness Urquhart Castle with rainbow at left.



Dunnet Head, farthest north in Scotland we got to.

mind and I can remember, was the following.

We heard there were pyramids in southern England. Well we didn't find pyramids, but we did find Stonehenge and Avebury. I bought a booklet with photos and facts about it.

Stonehenge is a huge stone formation of vertical stones with a few huge ones lying flat on top of just a few of the vertical ones. The circle of stones is in a dis-a-ray of the former stones that made up a perfect circle of stones originally with equally horizontal ones on top. An illustration depicts what it would have looked like in 1400 B.C. A brief explanation of Stonehenge follows.

"In Period 1 there were only three stones, near the entrance. In Period 2 the double circle of bluestones and the Avenue were added. The Sarsen stones replaced them in Period 3a, and in Period 3b some bluestones were erected in the centre, and the Y and Z holes were dug. In the last Period, 3c, the bluestones were re-arranged as they are today."

It is thought that the huge bluestones were brought from South Wales to Stonehenge mainly by water, loaded on rafts or boats. No mention was noted as to where the Sarsen stones came from, unless they too came from South Wales.

The day in 1962 when we visited Stonehenge visitors were allowed to walk among the stones and even touch them. Today I'm told they are protected, visitors can't get close enough to touch them.

Another trip that we took was to visit the Coventry Cathedral. Coventry became the target of the most savage and concentrated of all Germany's air attacks on England. On the night of November 14, 1940, already battered in several fierce raids, the city was subjected to a nine hours' continuous hail of incendiary and high explosive bombs which reduced the town center to a charred wilderness of rubble and twisted girders. Despite the heroism of the defenders the Cathedral of St. Michael's perished in a flood of molten lead and blazing wood-work.

The day we visited the rebuilt Coventry Cathedral, it was a special day. Many British Navy personnel was visiting the Cathedral adding a beautiful scene for visitors to enjoy as well as viewing how beautiful it was, given how beautiful it looked.

Probably one of the most interesting visits Fritz, I and another friend of his traveled back to southern England to attend the RAF Farnborough Air Show. We couldn't have picked a better day to be there. Flying high above us was 16 Hawker Hunter jet aircraft flying in perfect formation in the shape of a

diamond flying wing-tip to wing-tip. Also it was the first day that the RAF flew their brand new British Harrier V/STOL jet. It stopped in mid-flight then performed several different flying maneuvers before returning to land straight down, then taxied back to its parking area. What a show for 1962 American Air Force members to witness in person. That was one of the best air shows I had viewed up to that point in England. We continued our weekend jaunts in the English countryside on the weekends.

Another memorable trip was to the London Zoo. I've still got quite a few photos of the variety of animals we saw there that day. Another interesting place we visited was Madame Tussauds Wax Museum in London. A couple trips to Shakespeare's Stratford-Upon-Avon, Sherwood Forest and many more which included trips also with the base Service Club.

Our best trip though and was by far the most interesting trip, our 1,978 mile trip to Scotland, Wales and back to RAF Alconbury from August 21 thru August 31, 1962.

So early on Day 1, Tuesday August 21, 1962 the intrepid trio, Oleen J. Fritz, Jim Armstrong and Ray Dickerson got up early, loaded Fritz's Austin A-30 with all the clothes we needed, one tent, two jerry cans full of petrol, sleeping bags, some provisions and Fritz's daily trip plan

#### Day #1 - Tuesday August 21, 1962

We left RAF Alconbury turning right onto A-14 then turning onto the A-1 with Edinburgh as our destination, hopefully by the end of the day, 350 miles to the north. At New Castle Upon Tyne we took the A-696 to Carter Bar. Then we took A-68 to the junction with A-699 taking it to Berwick Upon Tweed on the coast of the North Sea. Once there we were back on the A-1 taking it all the way to Edinburgh.

Once in Edinburgh we found a Bed & Breakfast. Our plan for Day 2 was to visit the sights of Edinburgh on Wednesday, then travel to RAF Kirknewton to buy more petrol for the car, fill the jerry cans and visit the commissary to buy food and supplies there. Then return to Edinburgh.

#### Day #2 - August 22, 1962 Wednesday

So as soon as we got up we visited Edinburgh Castle, then climbed Arthur's Seat in Holyrood Park, a 822 rather steep hill located east of the castle. I took mostly still photos on the trip, but I did get some movies also with my 8mm camera. One of them I have a film of us running back down Arthur's Hill, which is quite a sight to behold. Next we visited Princes Street where Scott's Tower was located along with a Coliseum featuring the famous ice skater, Sonja Heine.

While we were on Princes Street I bought a rain

## QUAKERTOWN MARINA

Located on beautiful Brookville Lake at the peaceful North end...Quakertown S.R.A.  
Liberty, Indiana Ph: 765-458-6490  
[www.quakertownmarina.com](http://www.quakertownmarina.com)



**BOAT RENTALS**

PONTOON BOATS - Weekday

	<b>4 Hours</b>	<b>6 Hours</b>
<b>24' (10 person)</b>		<b>New Rates</b>
<b>30' (14 person)</b>		<b>For 2022</b>

PONTOON BOATS - Weekend & Holidays

	<b>4 Hours</b>	<b>8 Hours</b>
<b>24' (10 person)</b>		<b>Will Be In</b>
<b>30' (14 person)</b>		<b>Next Issue</b>

- Visa or Mastercard deposit required on pontoon rentals
- 24 hr. Cancellation policy
- Plus fuel usage / Over 8 hours -
- Rentals are subject to 7% sales tax.

**NO SMOKING • NO PETS • NO GRILLING**  
**LANDAU BOATS • MERCURY MOTORS**





First night sleeping in our tent at the Linn of Dee.



All the comforts of home, right Fritz! Where's Jim?



Fritz put a sprig of heather on front of car for good luck.



Oban, spent night here due to ferry not running at Isle of Skye on Sunday, put us behind schedule.



Mount Snowden is located in Wales, we didn't know if we could make it there in time, but evidently we did.



We got back to RAF Alconbury okay and on time. This pile of souvenirs was next to my bed at RAF Alconbury.

coat, which I think I still have over on South Street, where my office is located.

Then we loaded up the car and we headed for RAF Kirknewton Air Force Base. My brother, Bob Dickerson spent three years in the Air Force at RAF Kirknewton, there in Scotland.

After replenishing our supplies we returned to Edinburgh finishing up the day seeing more of the city, then returning to our Bed and Breakfast lodging for the night.

I wish I could remember more about Edinburgh. The Bed and Breakfast we spent there was clean as a pin, as they say. The owners were polite and friendly, us being Yanks you know! But we found if you treat people you meet nice, usually they will return the favor and treat you nice. I would tell you more about them, but don't have any recollection of the name of their Inn nor their names.

**Day #3 - August 23, 1962 Thursday**

We got up early, thanked the owners of the Bed & Breakfast and took A-90 to St. Queens Ferry where we got aboard a Ferry Boat to cross the Firth of Forth. As we crossed the water to the east of us we could see the only other way of crossing was by a train on a huge railroad bridge. Next to it though we could see the towers of a new Highway Bridge being built. (It's there today.)

Once across the water we got back on A-90 for a

short distance turning onto A-92 which we stayed on to our next Ferry Boat, crossing the Firth of Tay which took us to Dundee, Scotland..

We stayed on A-92 continuing to Montrose where we stopped to get something to eat. There was a Navy Base near there. I vaguely remember having a nice talk with a couple of Navy guys. It was a nice chat, I really enjoy hearing the sound of those who live in the United Kingdom, each of their accent's are interesting to hear, at least I think so.

From Montrose we stayed on A-92 to Aberdeen, than turned west on A-93 passing Balmoral Castle (Queen of England's summer retreat location), than to Braemar where we would spend the night at our first campsite. We drove through Braemar to the Linn of Dee where we found a spot not too far from the River Dee. Set up our tent and built a fire to cook our supper.

A short time later a truck stopped and a Queen's Forest Ranger stepped out. The Ranger told us we couldn't build a fire in the Queen's Forest. So he made us put the fire out.

Fortunately for us we had bought some cans of Sterno (small cans you can light on fire to cook food) they were small enough that we could shield the fire enough to cook our food on the inside of the tent. (Boy Scouts one-o-one).

**Day #4 - August 24, 1962 Friday**

(Mystery - Devil's Elbow near Braemar, Scotland, it is on the highest public road in Great Britain, altitude 2199 feet above sea level. I took a photo of the sign warning drivers to slow down for Devil's Elbow, the two curves are shaped like a Z. The mystery pertains to our route that day. I found Devil's Elbow on my atlas on page 76 it is about 9 miles south of Braemar on A-93.

Fritz's road details had us going East on A-93 to Braemar than turning north on A-939 toward Inverness. I thought it was near Devil's Elbow we stopped to talk to two girls hiking along that road who we learned were from Australia. We offered them a lift, but one of them said rather quickly, she didn't want a ride with any Yanks! (There's that word again.)

I looked up Devil's Elbow on my computer and it pin-pointed Devil's Elbow below Braemar where it shows it on my map of Scotland. I'm wondering if we might have driven the 9 miles south to see Devil's Elbow, then turned back north heading north on A-93 to A-939 and eventually to A-82 which took us to Loch Ness, our next destination.)

(According to my computer these days Devil's Elbow is one of the most visited areas in Scotland.)

CONTINUED ON PAGE 18

DAIRY COTTAGE RESTAURANT

(765) 647-5451

Home Of Flavor Rich Fried Chicken

Complete Line of Sandwiches, JoJos, Fries, Mozzarella Sticks, Onion Rings, Etc.

LARGE SELECTION OF ICE CREAM, SHAKES, SUNDAES, CYCLONES

1116 Main St. Brookville, IN 47012

Est. Oct. 02, 1958



BARTON'S

BAY BOAT & SELF STORAGE

765-914-5118

-INDOOR-OUTDOOR-PERSONAL-BOAT/RV-

-MINUTES FROM BROOKVILLE LAKE-





Oleein Fritz with his mom and dad, Left to Right: Max, Stella and Oleein Fritz standing on their porch in St. Louis, Missouri. Fall of 1963 when I visited them.

The real problem here is writing about a trip we made 60 years ago. In recent years of writing articles I use a tape recorder many times when I'm involved with a story I need to remember details for, didn't have a pocket size recorder back in 1962.

Returning to Day #4 August 24, 1962 Friday we left Braemer heading north, northwest to A-939 to Grantown and turning left southwest onto A-95 continuing on southwest to A-9 then onto A-86 to the intersection of the Commando Memorial and Spean Bridge turning right onto A-82 heading north to Inverness.

We spent that night at our first Hostel campsite south of Inverness adjacent to Loch Ness. (i.e. a Hostel Campsite is a place you can camp for free when tent camping along the byways in the U.K. and I believe in Europe also.)

#### Day #5 - August 25, 1962 Saturday

We got up quite early that morning, packing the tent in the car, eating then getting back on A-82 to Inverness visiting some of the things to see there. Then we turned west onto A-9 then north to A-836 then back to A-9 again driving along the coast of the North Sea to Janetstown. We then turned north on A-895 to junction of A-882 to Thurso. In Thurso we turned right onto A-836 taking us to Dunnet then north on A-855 to Dunnet Head, as far north you can go in that part of Scotland.

Then we back-tracked on A-855 turning right on A-836 and traveling east to Betty Hill where we set up our tent at our second Hostel campsite and third time using the tent and sleeping bags.

#### Day #6 August 26, 1962 Sunday

We departed Betty Hill after having breakfast and continuing east on A-836 to Tongue where we connected with A-838 to Laxford Bridge and A-894 crossing an inlet on a Free Ferry onto Skiag Bridge then taking A-837 to A835 (Ledmore) to A-832 (Garve) to A-890. Dead end at Ferry crossing at Loch Carron and Inner Sound enroute to visiting Isle of Skye. We had to camp near Ferry it didn't operate on Sunday. We set up our tent and slept in sleeping bags again.

#### Day #7 August 27, 1962 Monday

We woke early put the tent back in car crossed the inlet on the Ferry, turned west onto A-87 took another Ferry to the Isle of Skye heading for Portree our destination for the day before had we been able to get there. This put us a bit behind in our planned schedule. All the buildings on the island seemed to be white. We got on A-850 to get to Portree, once there we turned around and made a change in our scheduled route returning to the mainland via same Ferry we came to the island on and taking A-87 instead of taking Ardvasar to the south as originally planned by Fritz.

We traveled A-87 back east to A-82 south of Loch Ness arriving at the intersection of A-86 passing the Commando Memorial for a second time.

That is one time on that trip when I saw that Memorial I remembered passing it that second time till this day in 2022. At A-82 we turned right, heading south until we reached the junction of A-828 continuing south turning right onto A-85 our new destination was Oban, Scotland. Tired and weary it was quite late when we got there. That night we slept in the Oban Hotel and had breakfast there too, if I remember correctly. I think we were sound asleep when our heads hit the pillows.

#### Day #8 August 28, 1962 Tuesday

While still at the Oban Hotel we had a chance meeting with young fella who was from Columbus, Ohio and was traveling, maybe hiking across Scotland, I can't remember for sure. I have a photo hopefully on or near this page of Fritz and Jim talking with him. I don't remember his name.

We left Oban going north to take A-85 to Loch Lomond where I remember skipping rock across the top of the water. I think I remember reciting a poem of some kind that went, "You take the high road and I'll take the low road and I'll be at Loch Lomond before you." or something like that.

We stayed on A-85 until we reached Tyndrum where we turned onto A-82 again heading south for Glasgow. Once in Glasgow we took the A-77 southwest to RAF Prestwick a MATS Terminal. Most of us bound for England landed at Prestwick after the long flight across the Atlantic Ocean to Britain. From there we flew on to Mildenhall another MATS Terminal in England, then bused to our final destination whatever base we were assigned.

This day though we were looking forward to finally getting a hot shower and a comfortable mattress to sleep on in the Transit barracks. We also visited the commissary and filled up the jerry cans with petrol for the trip back to RAF Alconbury, still with two more days of travel to go. This would be our last night in Scotland.

Boy did those hot showers feel good and a warm bed for the night.

#### Day #9 August 29, 1962 Wednesday

We departed Prestwick after an early morning breakfast leaving there on A-77 bound for the Lake District and Lake Windemere.

We traveled A-77 to A-75 to A-74 into Carlisle to A-595 to Cockermouth then on A-591 to Lake Windemere. This would be our last tent camp at a Hostel campsite.

As always was the case the people were very friendly who we met and we enjoyed being there if only for one night. We set up our tent and prepared for the night.

#### Day #10 August 30, 1962 Thursday

We departed Lake Windemere after breaking our camp, stowing our tent and gear in the car and headed for Wales and Mount Snowden our last destination of the trip, of course other than Friday we would head back to RAF Alconbury.

According to my buddy Fritz, whose trip log I still have we took A-591 to the junction with A-6 at Kendal which took us to A-6 to Preston then took A-59 to Liverpoole. In Liverpoole we then turned onto A-41 then to the junction of A-550 then crossing the River Dee and then turning onto A-548 which took us to the town of Llanrwst, Wales. Once in Llanrwst we found A-496 which took us to A-5 and then to A-4086 which took us to our destination the railroad station on Mt. Snowden.

Why the railroad station you might ask? According to Wikipedia Mount Snowden is the busiest mountain in the United Kingdom and the third most visited attraction in Wales. In 2019 it was visited by 590,984 walkers, with an additional 140,000 people who took the train ride up the mountain. It is a National Nature Preserve for its rare flora and fauna. But, here is my problem, I remember our every day trip, camping or other couple of nights spent inside a building on the eleven day adventure, but for some reason our visit to Mt. Snowden is a bit fuzzy.

I'm not sure we went there, but I have this

recurring view of a train track going up a mountain. Nothing else. The problem is I can't remember camping there. I must be getting old!

#### Day #11 August 31, 1962 Friday

I remember our trip back to RAF Alconbury as Fritz wrote on his trip schedule.

Depart Mt. Snowden on A-4086 to Jct. of A-5 to Jct A-47 to A-1 and A-1 to RAF Alconbury (Amen).

I have an Atlas "Bartholomews Road Atlas I've had since I got it in England. I verified every one of the routes we took on our trip and marked it throughout the atlas for that trip and others.

I just got off the phone after calling my Air Force buddy, Oleein J. Fritz out in Missouri to see if he could remember anything about our trip to Scotland. Especially the last day which he included on his daily trip log to Mt. Snowden back then.

Unfortunately his memory of it was a bit fuzzy also. Lets see, that was sixty years ago. For some uncanny reason I've been able to recall that trip, I think mostly because I've kept it on my mind continually since then. It was one of those times in your everyday life that so many other things make you think of it and many other memorable moments in time. I've kept in touch with a few Air Force friends mostly using the internet, telephone and others just remembering our friendship and having photos or mementos from the friendship to enjoy for as long as possible.

But with Airman Oleein J. Fritz and his family we have remained close friends. I left England before he did and was reassigned to Stewart Air Force Base in New York. When Fritz came back from England he was reassigned to Maxwell Air Force Base in Alabama, before retuning to his home in St. Louis, I think late in 1963.

When he got home I drove to St. Louis to visit him. He still had his Mini Cooper he bought in England, he had it shipped back here to the states.

It was a great reunion when I got there. His parents welcomed me into their home like I was part of the family. I still called him by his last name, Fritz. I guess I got too used to calling him that instead of his first name, Oleein.

He drove me all over St. Louis in that Mini Cooper. My memory of that visit is still etched in my head. While I was there we all went some where to a house in the country for a day or two. I remember they had a garden with lots of produce growing in it. I hated to come back home, but it wasn't the last time we got together. After I got married, Sherry and I visited Fritz and his family at their home in Fenton, Missouri Several times. One year they came and spent a couple days with us when we lived in Greens Fork, Indiana. I talked to Fritz just the other evening telling him I was writing this story and would send it to him for him to read and get back with me with anything that needs to be changed before I put it in this issue.

I'm sending it right now. I've been meaning to write this story for some time. Hopefully so Fritz and Mary can read it too, as well as anyone that was in the Air Force in England can enjoy it if they had the chance that we did to enjoy visiting Scotland, Wales and England. We could see Ireland across the Irish Sea on our way driving south on the west coast of England, but we never got the opportunity to get there.

Any way you cut it though we had a really good time. One of the first comments when we got back to RAF Alconbury was that I complained a lot. Well I'm sorry to say I have a problem like that, because it's true. I'm guilty as charged. Cheers!



BUY SELL TRADE

Pistols / Handguns / Rifles / Shotguns

2213 S. Scatterfield Ste. #6, Anderson, IN 46016

Phone: 765-646-9000 / Fax: 765-646-9010

Hrs. Wednesday-Friday 10am-6pm / Saturday 10am-5pm

Closed Sunday, Monday & Tuesday

FACE BOOK: 9-GUNS

WEBSITE: [www.9-guns.com](http://www.9-guns.com)

E-MAIL: [contact@9-guns.com](mailto:contact@9-guns.com)


*Riggle-Waltermann*

**MORTUARY, INC.**

32 SOUTH ELEVENTH STREET

RICHMOND, INDIANA 47374

PHONE (765) 966-7684



N.F.D.A.

I.F.D.A.

[www.riggle-waltermann.com](http://www.riggle-waltermann.com)





Local senior, Shayna Morris (Left) earns 2022 Charlene Reidenbach STEM Scholarship presented to her by John Lamont (Right) a Life Time Honary Member of the Eastern Indiana Gem and Geological Society of Richmond, Indiana. (Photo by Lisa Morris)

### Local senior earns 2022 STEM scholarship

Local senior Shayna Morris is the recipient of the 2022 Charlene Reidenbach STEM scholarship presented by the Eastern Indiana Gem and Geological Society of Richmond, IN.

This annual award, now in its 18th year, is open to seniors at all Wayne County high schools, as well as National Trail High School, who plan to pursue careers in the STEM fields of science, technology, engineering or math. Applicants must have GPAs of 3.0 or higher and a strong record of extracurricular involvement and community service. Information on this scholarship is available at <http://eiggs.weebly.com/scholarship-application.html>

Morris is the daughter of Sandra Lambert. She is a senior at Lincoln High School and plans to attend Purdue University where she will study animal science and agronomy. “I would love to major in animal science to become a consultant for those who need help in animal nutrient, quality control, feed, or genetics. Classes such as Advanced Animal Science, Biology 1, and Biology 2 have allowed me to expand my knowledge to accomplish this career goal,” Morris said.

During her high school years, Morris has excelled in all her classes, especially math and science. She has taken over 18 STEM classes. She was named a Lilly Endowment Scholarship finalist and has also earned multiple awards through FFA, Business Professionals of America and 4-H competitions. Additionally, she has participated in athletics, Student Government, band, choir, Spanish Club, Academic Teams, National Honor Society and Fellowship of Christian Athletes.

“FFA helped me discover a passion for agronomy when I joined both the soil and crop judging teams. By competing in these teams I have further developed my knowledge about the land and the proper care and techniques used,” Morris said.

She has also found time to volunteer in local activities, including donating supplies to local shelters, cleaning up area parks, cleaning up landscaping at the Wayne County Fairgrounds and a local nursing home, and donating to the Angel Tree Project, the Jared Box Project and the Backpack Blessings program.

“Participating in these activities has taught me many valuable skills such as leadership, independence, determination, and many more such as interviewing and social skills. I have also developed a great deal of time management and flexibility as a result of balancing all of these organizations and responsibilities,” Morris said.



Eastern Indiana Gem and Geological Society President Judy Burton and her grandson Jacob Wiford in her booth at the 48th Annual Spring Gem Show in the Kuhlman Center that was held at the Wayne County Fairgrounds March 4-6, 2022.



Edward Mosher from Monticello, IN is a Flintknapper as you can see with a multitude of knives here on display. You can contact him by calling 1(574)386-0351 Cell.

In addition to juggling those responsibilities, Morris volunteers twice a week during the summer at the local animal shelter and has worked as a vet tech assistant. Additionally, she has interned with both Boulevard Animal Hospital and Kurtz Veterinary Clinic. “In 2020, I started an internship with a local veterinarian, where I gained beneficial knowledge about the health of animals and how to treat them. The following year, I was able to get another internship at a local vet clinic, which had a wider variety of animal species to help further my knowledge,” Morris said.

**C&C Webster Store**  
**& Village Post Office**  
Webster, Indiana  
765-962-3293  
**UNIQUE ANTIQUES & GIFTS**  
**LUNCH MEAT - SOFT DRINKS**  
**GROCERIES - ICE - SNACKS**  
**LIVE BAIT & TACKLE**  
**STAMPS - PRIORITY MAIL BOXES & ENV.**  
**PROPANE TANKS**  
**\$19.99 + TAX**  
**WITH EXCHANGE**

**THE OLD CLOCK SHOP**

Clock Sales & Repair / New & Old Clocks  
We Sell New & Rebuilt Cuckoo Clocks  
Trade In's are Also Welcome  
320 South Ash Street  
Centerville, Indiana 47330  
(765) 855-5511  
E-mail: [yeoldclockshop@yahoo.com](mailto:yeoldclockshop@yahoo.com)  
BILL SENTERS & LARRY HENSLEY

**A-1 LOCK & SAFE SHOP**  
765-966-2597

**Tri-County Awards**  
765-966-0757

**SignGrafX**  
AND ENGRAVING  
765-962-3636


**THE GAD-A-BOUT**  
CALL TOLL FREE 1-877-855-4237

**1001 South "E" Street, Richmond, IN 47374**





Cousin Dale Griffith's\* pond near Lewis, Indiana. H.O.W. originated here in 1969 according to Dale. From Left to Right: Joe West\*, Al Spires\*, (behind Al ?), George Tilford\*, Bill Beeman\*, Jeff Griffith (behind Bill), Cousin Dale Griffith\*, (behind Dale?), Moose Carden\*, Ray Dickerson and Gary Carden\*. Photo taken with Moose's camera by ? on Saturday, October 1, 1988. This photo was sent to me in the mail by Moose Carden . Moose sent me many other photos in the mail that he took of me wherever we both were at for the same time. He will live in my memory for as long as I live!



# Becoming A Member of H.O.W. And Memories Since Then by Ray Dickerson

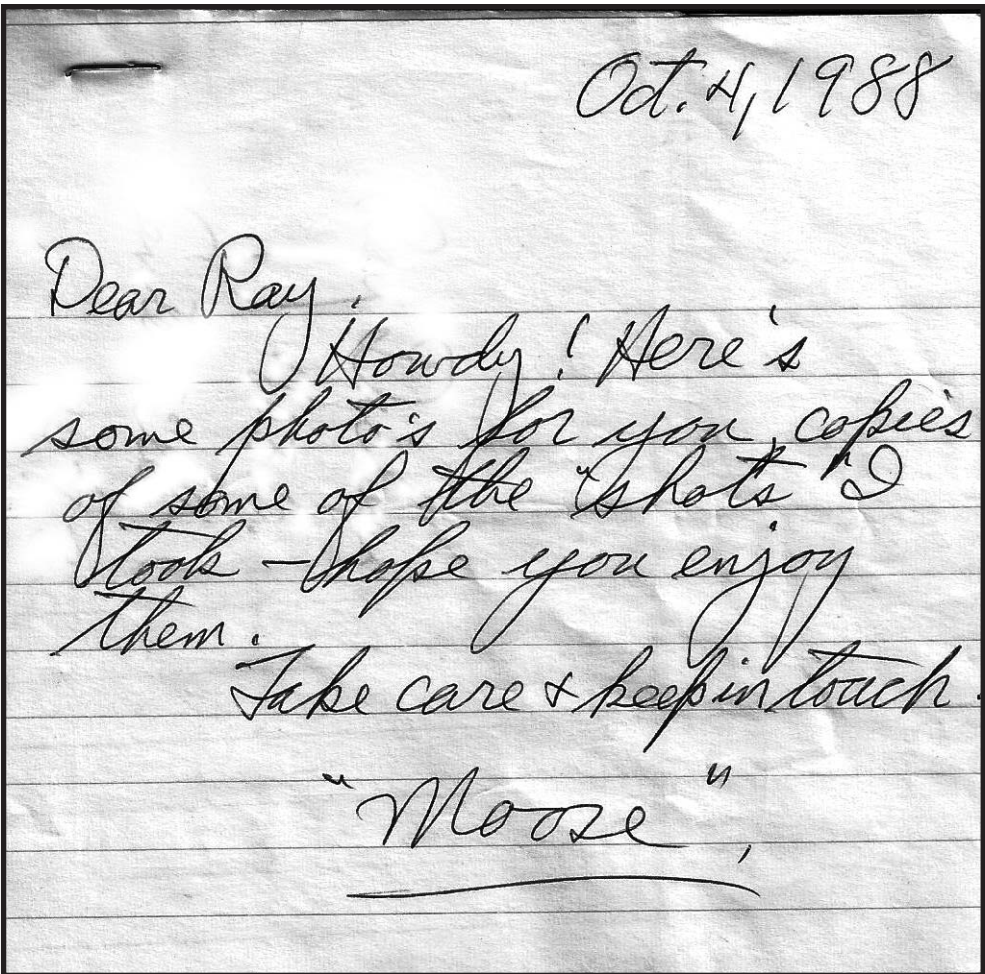
I began writing an outdoor column in The Graphic Press in Richmond, Indiana Thursday, July 20, 1972. I'm looking at that article here on my desk. The column was entitled "Outdoor Indiana," The name of the article was "Why Exhaust Yourself Driving To Recreation? That was the beginning of a career of writing about the outdoors that began on that date and continues today in this issue of The Gad-a-bout.

In 1980 I was accepted as a member of the Hoosier Outdoor Writers Association (HOW). I think at a HOW meeting which was held at a Howard

Johnson Restaurant in Indianapolis, Indiana.. After the meeting we were all guests of the Renfro's at their Indianapolis Sport, Boat & Travel Show at the Indiana State Fairgrounds. That was the beginning of a long friend ship I've had with the Renfro's that continues today. I've attended the H.O.W. meetings as best I can, in fact Sherry (my wife) and I will be attending this year's annual meeting if all goes well and we get to attend at the Turkey Run State Park Inn.

The photo above was taken at a H.O.W. meeting at Cousin Dale's pond near Lewis, Indiana October 1, 1988. I learned while attending that weekend function that H.O.W. began there in 1969.

While there I had the



This note came to me in the mail from Moose Carden along with a copy of the photo above of all the HOW members who attended Cousin Dales outing there Oct. 4, 1988.

**GLOVES-WOOL-BLANKETS-PINS-PATCHES-BOOKS-BELTS-KNIVES-INCENSE-AND LOTS MORE**

**WAR SOUVENIRS**  
See Miles or Sharrie  
216 South 8th Street, Richmond, IN 47374  
Bus. (765) 966-0417  
1-800-686-2769  
[hhq313arty@frontier.com](mailto:hhq313arty@frontier.com)

**BERTCH'S HARDWARE & RAMEY PLUMBING**

**HARDWARE PAINT PLUMBING ELECTRIC**


51 W. UNION ST. LIBERTY, IN 47353  
PH: 765-458-5512

Like a good neighbor  
State Farm  
is there®

**CARL SHARP**  
27 W. Union St. Liberty, IN  
765-580-0215 or  
800-974-5574  
[www.carlsharp.com](http://www.carlsharp.com)

**State Farm**  
State Farm Insurance Companies  
Home Office  
Bloomington, Illinois





Left, Outdoor Writer Mike Lyle\* talking with Bayou Bill Scifres\* at H.O.W. meeting. (Photo by Ray Dickerson)

pleasure of meeting many of the legends of the outdoor writing field of writers.

One that stands out in my mind was Moose Carden, third from the right. His son was on the far right, Gary Carden. Moose gave his camera to another writer to take above photo so Moose could be in the photo.

After I returned home I received a letter from Moose Carden with the 5" x 3.5 color photo of all those members of H.O.W. you can see at the top of page 20.

I increased the size of this photo to 1037" x 6.512" to put here in this issue of The Gad-a-bout so the reader can see us better.

From that first meeting Moose Carden\* and for a very long time after that would send me photos of me in one activity or another that we both attended. I've still got them. On the back of each photo would be a note on it.



Bill Beeman\* telling members about fishing. Maxine Renfro standing behind him. (Photo by Ray Dickerson)

**See Example of Moose Carden's\* note on Page 20:** Feb. 20, 1988; Ray Dickerson and Wayne Machan at H.O.W. Meeting; Photo by Jim "Moose" Carden

I have so many memories since becoming an outdoor writer especially after becoming a member of H.O.W. the initials stand for Hoosier Outdoor Writers. H.O.W. was organized in 1969 at a pond near Lewis, Indiana owned by Dale Griffith\*, who is in the photo at the top of page 20. I was invited to spend a weekend about every Fall at Cousin Dale's get-together, the weekend included hunting, fishing, hiking, food, good conversation and friendship. When Dale passed it all came to an end. When I was still printing and delivering The Gad-a-bout around Indiana. I stopped and visited with his son Jeff Griffith at his home when I was in that area.

(Note: The asterisk \* behind a name in this article indicates that the person is Deceased.) ■



Jack Spaulding presenting Al Spires\* with an award at a H.O.W. meeting. (Photo by Ray Dickerson)

## Roaming The Outdoors

CONTINUED FROM PAGE 19  
**INDOT SITE ASSESSMENT**

The Site Assessment and Management team in the Environmental Services Division of the Indiana Department of Transportation has an opening for an Site Assessment Specialist at the Environmental Manager 2 level. The Job ID is 228921. The posting is set to expire on 4/6/2022 but will be extended until filled. Please see the link below for a full job description and details on how to apply. <https://workforindiana.in.gov/job/Indianapolis-Site-Asset-Management-Specialist-In-46204/756127800/>

Please forward this announcement to anyone you know who might be interested.

Thanks! Laura Cell: 317-552-9692

Email: [lhilden@indot.in.gov](mailto:lhilden@indot.in.gov)



Left Photo: This is that photo that was taken by Jim "Moose" Carden\* at a meeting that we all attended and he sent it to me in the mail. I'm on the left and Wayne Machan is on the right. Jim "Moose" Carden\* was a unique person and a very good friend. A one of a kind.

Right Photo: A Happy Birthday (Left) Bayou Bill Scifres\* at a H.O.W. meeting. Jack Big Jake Cooper\* on the right helping Bill hold up his birthday cake. Photo by Ray Dickerson





**HIGHSMITH GUNS**

**"INDOOR SHOOTING & ARCHERY"**

**Sales & Training**

**Indoor Shooting and Archery**

**Best Prices — New & Used**

**NRA Law Enforcement Instructors**

**Register for Classes Online**

**(317) 462-6290**

123 N. State St., Greenfield • [www.highsmithguns.com](http://www.highsmithguns.com)

**Knightstown Locker, Inc.**

**MEAT PROCESSING**



Open: Mon, Wed, Fri 8-6  
Tues & Thur 8-5  
Sat 8-12



**8037 South 575 West**  
**Knightstown, IN 46148**  
**(765) 345-2410 (800) 718-6010**  
[www.ktownmeatsandcatering.com](http://www.ktownmeatsandcatering.com)  
[ktownlocker@embarqmail.com](mailto:ktownlocker@embarqmail.com)

**Daniel D. Titus, Owner & Operator**  
*"Pick up your summer sausage & snack sticks at our store."*

**Pioneer Restaurant**

**Brookville, Indiana**  
(Behind the Courthouse)

**765-647-7935**

- Full Breakfast Menu (Mon - Sat)
- Daily Lunch Specials
- Open Early, Open Late (Mon - Sat 7am - ? Sun 12 - 12)
- Ice & Carry-out Available
- Where good food, friends & spirits come together
- Steak, Chicken & Seafood

*"Great Weekend Boat & Bike Parking"*



# INDIANA DEPARTMENT OF NATURAL RESOURCES

## LARE GRANTS AWARDED FOR SEDIMENT OR LOGJAM REMOVAL AND AQUATIC INVASIVE PLANT CONTROL

Several Indiana counties will receive funds to improve their waterways thanks to \$1,506,640 in grants awarded by DNR Director Daniel W. Bortner through the Lake and River Enhancement (LARE) program.

DNR grants totaling \$908,700 will be used in sediment or logjam removal projects and will support 13 projects in 15 counties. The other \$597,940 will be used to fight aquatic invasive plants, including 37 projects involving 57 bodies of water in 11 counties.

Funded projects include grants for both planning and removal of sediment. Removal projects help improve recreation and remove excessive nutrients near inlets. Projects to dredge lake inlets or boating access channels receive the highest priority for LARE funding.

Logjam projects include the removal of massive amounts of debris that block the stream channel. Because some woody debris in streams provides valuable habitat, removal projects focus only on large jams that block the entire stream and may cause bank erosion and cutting of new channels.

To learn more about these projects, call Doug Nusbaum, 260-244-6805, [dnusbaum@dnr.IN.gov](mailto:dnusbaum@dnr.IN.gov).

Aquatic invasive plant control grants help control or manage aggressive non-native species that can outcompete native species and dominate plant communities. Some examples include Eurasian watermilfoil, curly-leaf pondweed, and starry stonewort. The grants can also provide economic benefits to lake communities by improving and increasing public access opportunities for those who fish or pleasure boat. The list of aquatic vegetation management projects are: To learn more about these projects, call Rod Edgell, 260-244-6805, [redgell@dnr.IN.gov](mailto:redgell@dnr.IN.gov).

LARE grants are funded through the LARE fee paid by boat owners annually when they register their boats with the Bureau of Motor Vehicles. This user-funded program benefits boaters all over the state. The grants allow for the completion of projects that would be difficult for local organizations to fund on their own. Grants are awarded on a competitive basis, and local sponsors share at least 20% of the cost.

Reports for all past project reports funded through LARE are at [larereports.dnr.IN.gov](http://larereports.dnr.IN.gov), where you can also learn more about the program.

Learn more about LARE at [LARE.dnr.IN.gov](http://LARE.dnr.IN.gov).

To view more DNR news releases, please see [dnr.IN.gov](http://dnr.IN.gov).

## REGISTER FOR PATOKA LAKE CLEAN UP SEPTEMBER 24, 2022

The Patoka Lake Watershed Steering Committee is hosting the 16th annual Patoka Lake Clean Up on Saturday, Sept. 24, at the Patoka Lake Corps of Engineers Office at Patoka Lake

Dam at 4512 Cuzco Road in Dubois.

The event will begin at 8 a.m. Participants of all ages and abilities can participate and will be assigned an area in which to pick up trash and recycling. At 11 a.m. all volunteers can return to the dam for a fish fry, music, door prizes, goody bags, and a free event T-shirt.

Each year volunteers pick up more than 2,000 pounds of trash during the event. All supplies are provided. Volunteers should wear sturdy closed-toe shoes, long pants, and consider carpooling to the site.

Service and youth groups are asked to register in advance. For more information or register, call the Patoka Lake Nature Center at 812-685-2447 or email Dana Recklehoff at [drecklehoff@dnr.IN.gov](mailto:drecklehoff@dnr.IN.gov). Check the Patoka Lake Watershed Steering Committee Facebook page for event updates.

## SPRING MILL INN TO CLOSE IN NOVEMBER FOR MAJOR RENOVATIONS

Spring Mill Inn at Spring Mill State Park will close for major renovation beginning Nov. 13. Reopening is expected in the first quarter of 2024.

The 73-room inn is structurally sound but needs significant work that requires extended closure of the entire facility, including the Millstone Dining Room, conference facilities, and overnight lodging.

Funding for this project is provided through an infusion of dollars to address deferred maintenance needs in Indiana State Parks and other DNR properties by Governor Eric J. Holcomb and the Indiana General Assembly. The base budget for the project is \$10 million.

The primary goal of the project is modernization of all mechanical systems while retaining the historic, natural look and feel of the public spaces and guest rooms. The work includes replacement of water lines, fire alarms, sprinklers, and HVAC. The project also includes installing new windows and doors, making accessibility upgrades, as well as making additional guest room furnishing and bathroom upgrades, and replacing the existing swimming pool with a splash pad.

"Complete closure of one of our most iconic Indiana State Park inns for more than a year is a difficult decision," said DNR Director Dan Bortner. "However, the modernization of the inn's 'behind the scenes' safety and comfort systems is best accomplished with this approach."

"When guests can return, they will appreciate the improvements from the moment they check-in at the new centrally located welcome desk to their renovated rooms."

All inn associates will remain employed during the renovation, working in other areas of the park or at other inn locations. The inn will maintain an office with telephone and electronic communications inside the park to answer questions, make day-to-day contacts, and conduct future sales meetings. Its location will be announced once established.

The Spring Mill Inn opened in 1939. Indiana State Parks' other six inns will be open and available for overnight lodging, conferences, weddings and receptions, and other events. Information is at [IndianaInns.com](http://IndianaInns.com).

Additional information is at [on.IN.gov/spring-millsp](http://on.IN.gov/spring-millsp) or at [on.IN.gov/spring-mill-inn](http://on.IN.gov/spring-mill-inn).

To view more DNR news releases, please see [dnr.IN.gov](http://dnr.IN.gov).

## REGISTER FOR POKAGON SP IMN CLASSES BY APRIL 8, 2022

The Steuben Soil and Water Conservation District and Pokagon State Park will host an Indiana Master Naturalist (IMN) course weekly beginning May 3 through June 28 at Pokagon. The course will include sections on wildflowers, tree identification, geology, and wildlife.

The classes are open to adults, and participation is limited. Registration is due April 8.

Participants must attend eight of the nine sessions, pass a series of open-note quizzes at the end of each session, and complete 24 hours of volunteer work with a state or local natural resources organization to receive an IMN certificate of completion.

The \$120 registration fee includes field guides, the IMN certification fee, and other materials. To sign up, contact Aimee Wentworth at [aimee.wentworth@in.nacdn.net](mailto:aimee.wentworth@in.nacdn.net) or 260-665-3211 Ext. 3. For more information on the IMN program, see [indianamasternaturalist.org](http://indianamasternaturalist.org).

Pokagon State Park ([on.IN.gov/pokagonsp](http://on.IN.gov/pokagonsp)) is at 450 Lane 100 Lake James, Angola, 46703.

## THE DNR HIRING FOR INDIANA CONSERVATION OFFICER POSITIONS

The Indiana DNR Division of Law Enforcement is looking for highly motivated, outdoor-centered individuals to fill Indiana Conservation Officer (ICO) positions across the state.

Anyone interested should first read "Become a Conservation Officer" at [on.IN.gov/dnrlaw](http://on.IN.gov/dnrlaw) and complete the pre-screening test under the "Apply" link. Successful completion of the pre-screening test by midnight June 3 is required to receive an application for the hiring process.

To be qualified to pass the pre-screening test, you must be a United States citizen and be 21 years old by Oct. 28. You also must be able to pass minimum Indiana Law Enforcement Academy physical fitness requirements as listed at [IN.gov/ilea/physical-fitness-standards](http://IN.gov/ilea/physical-fitness-standards).

Conservation officers comprise Indiana's oldest state law enforcement agency. ICOs are fully recognized Indiana police officers who enforce and uphold all DNR rules and regulations as well as all other Indiana state laws. ICOs spend most of their time on the job enforcing fishing and hunting regulations, conducting marine boat patrol on Indiana's waterways, and patrolling DNR properties to keep them safe and family friendly.

In addition to traditional law enforcement

## "ACROSS FROM COURTHOUSE"

### HOURS:

Wed. - Sat.

6 am to 1 pm

Sundays

6 am to 1 pm



Home  
Cooked  
Meals

Dine-In  
or  
Carry-Out

## LIBERTY RESTAURANT

7 West Union St., Liberty, IN 47353



765-458-5223



## MIGHTY MUFFLER

BRAKES • SHOCKS • TIRES

Complete Automotive  
Repair

"No Muff . . . Too Tuff!"

1440 N.W. 5th St., Richmond, IN

Darin Doner, Owner

765-966-6833



CUSTOM HOG & BEEF PROCESSING

"Venison Sausage and Hams"

Custom Curing

Hickory Smoked Hams & Bacons

CATERING

(765) 478-3426 1-800-846-6328

[www.rihmfoods.com](http://www.rihmfoods.com)



work, ICOs also engage in specialty areas, including scuba, K-9, search and rescue, swift water rescue, and many more.

### CHANNEL CATFISH STOCKED IN URBAN FISHING LAKES

The DNR recently stocked selected urban fishing locations with more than 2,000 channel catfish ranging from 10 to 14 inches with an average of 12 inches. Fish were stocked here, with county listed in parentheses.

**Diamond Valley Park Pond** (Evansville, Vanderburgh) – 225 fish

**Dobbs Park Pond** (Terre Haute, Vigo) – 200 fish

**Dubarry Park Ponds** (Indianapolis, Marion) – 200 fish

**Garvin Park Lake** (Evansville, Vanderburgh) – 200 fish

**Krannert Lake** (Indianapolis, Marion) – 225 fish

**Meadowlark Park Pond** (Carmel, Hamilton) – 100 fish

**Munger Park Pond** (Lafayette, Tippecanoe) – 150 fish

**Northeast Lakeside Pond** (Fort Wayne, Allen) – 300 fish

**Robinson Park Lake** (Hobart, Lake) – 300 fish

**Washington Township Park Pond # 2** (Avon, Hendricks) – 100 fish

These lakes receive three stockings total each spring, typically between late March and the first week of June.

The catfish daily bag limit is 10 per angler with no size restriction. DNR's urban fishing program offers an exciting and safe way for families and anglers to experience the fun of fishing. Find out more about urban fishing opportunities and future stockings at [wildlife.IN.gov/fishing/urban-fishing](http://wildlife.IN.gov/fishing/urban-fishing).

Anglers 18 and older must have a valid Indiana fishing license to fish at these locations, but those 17 and younger do not. Licenses can be purchased at [on.IN.gov/INhuntfish](http://on.IN.gov/INhuntfish).

To view more DNR news releases, please see [dnr.IN.gov](http://dnr.IN.gov).

### DEER CREEK FWA SHOOTING RANGE OPERATIONS RUN BY CONCESSIONAIRE

Beginning April 6, the Deer Creek Shooting Range at Deer Creek Fish & Wildlife Area (FWA) will be run by Pro-Tac Resources LLC.

The shooting range's hours of operation will remain the same, Wednesday through Sunday, 9 a.m. – 5 p.m. Like other shooting ranges operated by concessionaires at DNR properties, user fees will be \$7/hour per lane for the first person and \$5/hour for each additional person, up to four total people. Additional information can be found at [on.IN.gov/dnrshootingranges](http://on.IN.gov/dnrshootingranges).

For questions, call Deer Creek FWA at **765-653-0453**, or email Pro-Tac Resources at [dustin@pro-tacresources.com](mailto:dustin@pro-tacresources.com).

To view more DNR news releases, please see [dnr.IN.gov](http://dnr.IN.gov).

### SHARE THOUGHTS ON FISHERIES WITH DNR ON ANGLER SURVEY

Anglers can share their opinions on Indiana DNR's fisheries management using a survey that will be emailed the week of April 11.

The DNR will email the survey to everyone who has a current email address within its electronic licensing system. Anglers can ensure their email on file is correct, update their address, or enter a new one at [IN.gov/access](http://IN.gov/access).

Survey questions cover broad topics on angler participation, fishing locations, fish stocking,

access to fishing spots, and legal fishing equipment. Information gathered will provide valuable feedback to help the DNR develop programs to better serve Indiana's anglers.

The link each angler is emailed will be unique to that angler. Because it will allow only one survey completion, it should not be shared with other anglers.

For questions about the survey, please contact [AnglerSurvey@dnr.IN.gov](mailto:AnglerSurvey@dnr.IN.gov).

More information about the project is at [wildlife.IN.gov/fishing/licensed-angler-survey](http://wildlife.IN.gov/fishing/licensed-angler-survey).

View more DNR news releases at [dnr.IN.gov](http://dnr.IN.gov).

### HISTORIC PRESERVATION & ARCHAEOLOGY

The DNR Division of Historic Preservation & Archaeology seeks public comments on the guidelines and evaluation criteria for its **Historic Preservation Fund Matching Grant Program** by **April 8**.

Each year, federal funds from the National Park Service enable the DNR-DHPA to award more than \$500,000 in matching grants in three project categories. Applications for this grant opportunity will be available by Aug. 1.

*Amy L. Johnson*

State Archaeologist, Archaeology Outreach Coordinator,

And Team Leader for Archaeology

Indiana Department of Natural Resources

Division of Historic Preservation and Archaeology

**317-232-6982**

[www.dnr.IN.gov](http://www.dnr.IN.gov)

### WEEKLY REVIEW FOR MARCH 25, 2022

This informal report by the Division of Entomology & Plant Pathology is a commentary on insects, diseases, and curiosities division staff encounter on a week-to-week basis. Comments and questions about this report are welcome and can be sent to your respective inspector.

Eric Biddinger (Nursery Inspector & Compliance Officer) - [EBiddinger@dnr.IN.gov](mailto:EBiddinger@dnr.IN.gov)

Welcome to the 2022 edition of the Weekly Review. The plan is to put out a couple issues over the next month or so, then publish weekly from May to August. Like always, we love to hear from you so if you have any questions or comments, please reach out to your nursery inspector. As a reminder, the inspector territories map is linked above.

Now the real reason for writing this issue is to tell the industry to be on the look out for bacterial blight in geraniums. We have had a couple suspected or confirmed cases of *Xanthomonas hortorum* pv. *pelargonii* (formerly known as *Xanthomonas campestris*) pop up in greenhouses across Indiana. This disease was introduced on infected propagative material from a wholesaler. If you received a notice from the wholesaler, please be on the lookout!

While symptoms can vary based on the cultivar and growing conditions, this disease can express as water-soaked spots on leaves expanding to yellow patches or brown wedges and lower leaf chlorosis and wilt. *Xanthomonas* is easily spread by splashing water. This disease only effects plants in the Geraniaceae family with zonal and ivy geraniums (*Pelargonium x hortorum* and *P. peltatum*) most susceptible.

If you suspect you have geraniums with bacte-

rial blight, contact your nursery inspector or submit samples to the Purdue Plant and Pest Diagnostic Lab for testing.



For more information, check out these links from Michigan State Extension and Penn State Extension.

No reports this week

Megan Abraham (Division Director & State Entomologist) - [MABraham@dnr.IN.gov](mailto:MABraham@dnr.IN.gov)

Eric Bitner (Nursery Inspector & Compliance Officer) - [EBitner@dnr.IN.gov](mailto:EBitner@dnr.IN.gov)

Kallie Bontrager (Nursery Inspector & Compliance Officer) - [KBontrager@dnr.IN.gov](mailto:KBontrager@dnr.IN.gov)

Vince Burkle (Nursery Inspector & Compliance Officer) - [VBurkle@dnr.IN.gov](mailto:VBurkle@dnr.IN.gov)

Ken Cote (Nursery Inspector & Compliance Officer) - [KCote@dnr.IN.gov](mailto:KCote@dnr.IN.gov)

Ren Hall (Nursery Inspector & Compliance Officer) - [RHall@dnr.IN.gov](mailto:RHall@dnr.IN.gov)

Phil Marshall (State Forest Health Specialist) - [PMarshall@dnr.IN.gov](mailto:PMarshall@dnr.IN.gov)

Kathleen Prough (Chief Apiary Inspector) - [KPrough@dnr.IN.gov](mailto:KPrough@dnr.IN.gov)

Angela Rust (Nursery Inspector & Compliance Officer) - [ARust@dnr.IN.gov](mailto:ARust@dnr.IN.gov)

Jared Spokowsky (Nursery Inspector & Compliance Officer) - [Jspokowsky@dnr.IN.gov](mailto:Jspokowsky@dnr.IN.gov)

Kristy Stultz (Nursery Inspector & Compliance Officer) - [KStultz@dnr.IN.gov](mailto:KStultz@dnr.IN.gov)

### J.C. MURPHEY LAKE RENOVATIONS TO BEGIN MARCH 21

J.C. Murphey Lake will undergo a renovation from March 21 through 2024. The work will increase opportunities for waterfowl hunters, anglers, and trappers; create more wildlife viewing opportunities; and establish new or improved habitat for rare and endangered wildlife.

Past renovations have occurred about every 12 years, with the last being done in 2003.

Because J.C. Murphey Lake was constructed, as opposed to being a natural lake, it will always require adjustments to mimic natural cycles that provide optimum habitat for fish and wildlife.

Periods of extreme weather have accelerated habitat decline since the last renovation, especially for species of greatest conservation need. Coupled with the spread of invasive and undesirable species, J.C. Murphey Lake is experiencing decreased waterfowl hunting opportunities, fewer muskrats, and less desirable and smaller fish.

Recreational opportunities will be affected during the project, and some will be unavailable. For the timeline, the projects taking place, volunteer opportunities, and more information, see [wildlife.IN.gov/properties/willow-slough-fwa/j.c.-murphey-lake-renovation/](http://wildlife.IN.gov/properties/willow-slough-fwa/j.c.-murphey-lake-renovation/).

## Matt's Custom Guns

Hours: Monday - Friday 9 am - 5 pm (Other hours by appointment)




Guns - Ammunition - Scopes - Accessories  
Custom Target & Hunting Rifles - Specialize in Reloading Supplies  
Gunsmithing - Muzzleloading Guns & Supplies

Authorized Dealer for Freedom Arms, Dakota Arms, Nesika, Kimber, H-S Precision & Dillon Precision

3762 N CR 450 E, Connersville, IN 47331

Ph: **765-825-3418**

Email: [mattscustomguns@yahoo.com](mailto:mattscustomguns@yahoo.com)



## A - T & I SERVICE



For all your Agriculture, Lawn & Garden  
Automotive, Aluminum & Steel Trailer and  
Service or Parts Needs

1414 Wise Road

Cambridge City, IN 47327

PH: 765-478-5917

Website: [www.atiservice.com](http://www.atiservice.com)

E-mail: [sales@atiservice.com](mailto:sales@atiservice.com)

- Country Clipper
- Honda
- Team Stihl

- Featherlite Trailers
- Diamond C Trailers
- Custom Made Hydraulic Lines





**INDIANA STATE POLICE SEEKS  
RECRUITS FOR THE 83RD  
LATERAL RECRUIT ACADEMY**

The Indiana State Police is accepting applications for the 83rd Lateral Recruit Academy. Individuals interested in beginning a rewarding career as an Indiana State Trooper must apply online at [IndianaTrooper.com](http://IndianaTrooper.com). This website provides a detailed synopsis of the application process and information on additional career opportunities with the Indiana State Police. Applications must be submitted electronically by **11:59 pm (EST) on Sunday, April 17, 2022.**

Effective July 1, 2022, Trooper Trainee's salary increases to \$47,000, plus approximately 200 hours of Paid Time Off and \$3,800 of Paid Overtime during the academy. Upon graduation from Trooper Trainee to Probationary Trooper, salary increases to \$51,000.

Probationary Troopers graduating from the 83rd Recruit Academy, who successfully complete their Field Training Officer program, receive a \$5,000.00 dollar one-time cash bonus (taxable) in addition to their regular salary.

Included Benefits:

- Post-9/11 GI Bill Benefits during the academy and probationary year.
- Military and Law Enforcement service purchase options. [Service Purchase Calculator](#)
- NEW take home patrol car issued after completing the FTO period (includes off-duty use).
- Uniforms and over \$9,000 of NEW equipment

issued at no cost.

- 3 hours of on-duty physical training per week.
- 40 paid days of leave annually and 150 hours of New Parent Leave.
- Health/Vision/Dental and Life Insurance options for actives and retirees.
- Lifetime pension and deferred compensation w/State matching.
- Endless Opportunities and Career Advancement.

**Current Law Enforcement Officers:**

Current Law Enforcement Officers having a minimum of three continuous years of merit full time law enforcement service as of June 26, 2022, if they choose, will be assigned to the District where they currently reside.

Current Out of State Law Enforcement Officers having a minimum of three continuous years of merit full time law enforcement service as of June 26, 2022, if they choose, may be afforded their District of choice, if their home state certification is determined equivalent to the Indiana Law Enforcement Training Board standards.

Basic Eligibility Requirements and consideration factors for an Indiana State Trooper (lateral):

1. Must be a United States citizen.
2. Must be at least 21 and less than 40 years of age when appointed as a police employee. (Graduation

date is October 27, 2022\*)

3. Must meet a minimum vision standard (corrected or uncorrected) of 20/50 acuity in each eye and 20/50 distant binocular acuity in both eyes.

4. Must possess a valid driver's license to operate an automobile.

5. Must be a high school graduate as evidenced by a diploma or general equivalency diploma (GED).

**6. Must be a current full time merit law enforcement officer (Indiana Law Enforcement Tier I Certification or Out of state equivalent) with a minimum of three years continuous service.**

\*Recruits in the lateral academy, will have periodic structured performance reviews with the Training Academy staff. Performance expectations for graduation on October 27, 2022, will be continually monitored. If your performance does not meet the criteria for graduation as determined by the Superintendent, you will have the option to continue in the traditional recruit academy with a graduation date of December 15, 2022.

Interested applicants can obtain additional information about a career as an Indiana State Trooper by visiting [IndianaTrooper.com](http://IndianaTrooper.com) or recruiting Sergeant Kocsis directly at [akocsis@isp.in.gov](mailto:akocsis@isp.in.gov) and any Employment Services Section team member at [isprecruting@isp.in.gov](mailto:isprecruting@isp.in.gov).

CONTACT A



RECRUITER



**Sgt. Andrew Kocsis**  
Cell: 317-671-1695  
Email: [akocsis@isp.in.gov](mailto:akocsis@isp.in.gov)



**Sgt. Dean Wildauer**  
Cell: 317-453-9962  
Email: [dwildauer@isp.in.gov](mailto:dwildauer@isp.in.gov)



**Sgt. Seth Rainey**  
Cell: 812-306-6608  
Email: [srainey@isp.in.gov](mailto:srainey@isp.in.gov)



**Sgt. Mario Cruz**  
Cell: 765-919-9203  
Email: [macruz@isp.in.gov](mailto:macruz@isp.in.gov)



**Sgt. Earnest Paige**  
Cell: 317-903-6127  
Email: [epaige@isp.in.gov](mailto:epaige@isp.in.gov)



**Sgt. Katie Salzman**  
Cell: 317-517-4766  
Email: [ksalzman@isp.in.gov](mailto:ksalzman@isp.in.gov)



FACEBOOK: [ISP Recruiting](#)



TWITTER: [@ISPRecruiting](#)



INSTAGRAM: [@ISP\\_Recruiting](#)



**BILTZ MONUMENT**  
Company, Inc.

Jody, Jacob & Joel Biltz

"Where Customers Send Their Friends"

1001 Main Street • P.O. Box 3 • Brookville, IN 47012

Phone (765) 647-4739 • Fax (765) 647-1539

[www.biltzmonument.com](http://www.biltzmonument.com)



**JAY'S MIDLAKE**

RESTAURANT/BAIT SHOP

• Minnows • Crawlers

• Red Worms • Wax Worms

• Fish Cleaning Station

Coffee & Breakfast Sandwiches

1908 W OLD 101 RD LIBERTY, IN

On your way to the Fairfield Ramp

Stop in for Updated Fishing Report

DINE-IN • CARRYOUT

PULLED PORK • PIZZA • WINGS

HOAGIES • SMOKED CHICKEN SALAD

Check Us Out On Facebook







# Indiana State Police Collegiate Course



## Indiana State Police Collegiate Course

**Do you have an interest in becoming a police officer or serving the public? Check out our new collegiate course at ANDERSON UNIVERSITY. There are classroom and hands on experiences to give you a boost when applying for your future career!**

**JULY 7-10 @ ANDERSON UNIVERSITY**

The week includes an academy structured environment, physical strength training, applicant testing preparation, a hands on look at ISP specialty teams, troopers core disciplines of training, and many more opportunities!

Gain  
Knowledge  
and become  
a part of  
the ISP  
Team!



Let ISP help  
you prepare  
for your  
future! Sign up  
today at  
[Trooper.org](http://Trooper.org)

**Contact Us Today:**

Indiana Troopers Youth Services, Inc.  
8660 East 21st Street  
Indianapolis, IN 46219

Phone: 1-317-951-3882 or 1-317-895-5138

Email: [itysinfo@trooper.org](mailto:itysinfo@trooper.org)

<http://trooper.org>

Facebook: Indiana Troopers Youth Services, Inc



# Gad's Corner - Activity Page

Photos sent to The Gad-a-bout for Gad's Corner Activity Photos should have enough information as possible about the Activity Photo so the reader can enjoy reading about your experience, especially if it's your first time enjoying that activity and also tell who you were with (Dad, Grand Pa, Mom or someone else if applicable). I will not accept any photos for this page that include anything about alcohol, tobacco or gambling. Send a phone number in case I need to contact you. Send regular size, i.e. square and horizontal rectangular photos. Large vertical photos can only be used when I have enough space to use them. Send Photos to: **The Gad-a-bout, 105 E. South St., Centerville, IN 47330** or E-mail jpg photos to: [raythegadabout@gmail.com](mailto:raythegadabout@gmail.com) Questions Call Cell Phone: **765-960-5767** (Leave message if no answer)

## ADVERTISER INDEX

YOU CAN READ A COPY OF THE GAD-A-BOUT FOR FREE ON LINE @ [www.thegadabout.com](http://www.thegadabout.com)

### ANDERSON

9 Guns Pg 18

### BROOKVILLE

52 Pik-up Convenience Store Pg 5

Biltz Monument Company, Inc. Pg 24

Dairy Cottage Pg 17

Pioneer Restaurant Pg 21

### BROOKVILLE LAKE AREA

Barton Bay Pg 17

Frames Outdoor Pg 9

Jay's Midlake Restaurant/Bait Shop Pg 24

Parkside Marine & More Pg 2

Quakertown Marina Pg 16

Steve's Marine Pg 7

### CAMBRIDGE CITY

A - T & I Service Pg 23

### CARMEL

9th Annual Charity Golf Outing Pg 15

Pets Healing Vets Pg 15

### CENTERVILLE

Methodist Food Ministry Pg 14

Mills Funeral Home Pg 4

The Old Clock Shop Pg 19

### CONNERSVILLE

Fayette County Museum Pg 10

Matt's Custom Guns 23

### EVERTON

Everton Fire Dept Bass Tournament Pg 27-28

### DUBLIN

Rihm's Meat Processing Pg 22

### GREENFIELD

Highsmith Guns Pg 21

### GREENSBURG

Tree City Metal Sales Pg 4

### INDIANAPOLIS

[www.IndianaOutfitters.com](http://www.IndianaOutfitters.com) Pg 13

### KNIGHTSTOWN

Knightstown Meats & Catering Pg 21

### KOKOMO

Martino's Italian Villa Pg 9

### LAKE MICHIGAN AREA

Fish Lake Michigan Pg 6

### LIBERTY

Smokin' On The Water BBQ Festival Pg 12

Bertch Hardware Pg 20

Carl Sharp State Farm Insurance Pg 20

Liberty Restaurant Pg 22

Live In Liberty Concert Series Pg 26

Liberty July Festival Pg 26

Pizza King Pg 8

Woodruff's Supermarket Pg 8

### METAMORA

Of The Earth & The Loft Pg 19

### MILROY

Milroy Shoes Pg 4

Troyers Country Store & Bakery Pg 4

### REDKEY

Hatzell Bros Roofing Pg 6

### RICHMOND

Army Navy Store Pg 20

Cabinet Factories Outlet Pg 4

Mendenhall Hardware Pg 2

Mighty Muffler 22

Prairie Wolf Gun Repair Pg 9

Riggle-Waltermann Mortuary Pg 18

Tri County Awards Pg 19

Wayne Co. Veterans Services Office Pg 12

### RIDGEVILLE

Heritage Goodhew Metal Roofing Pg 4

### WEBSTER

C & C Webster Store 19



Mark your Calendars for the

## 2022 LIVE IN LIBERTY

Concert Series!



\*FREE Family Friendly Events

\*FREE activities for the kiddos!

\*Food and Dessert available to purchase at each event.

\*Event begins at 6pm, Band plays 6:30-8:30pm

\*Bring a chair/blanket

\*Located at the Union County Foundation lawn at 22 E Union St, Liberty  
Contact Dawnn at 458-5976 for sponsorship opportunities!

May 4



June 1



July 6



August 3



September 7



1st Wednesday of the month 6-8:30pm!

Announcing

## LIBERTY 4th of July Festival

# MIDWAY RIDES

Will be in downtown Liberty, IN!!

**Friday, JULY 1 open 5-11pm**

**Saturday, JULY 2 open 4-11pm**

**Sunday, JULY 3 open Noon-5pm**



Festival also includes:

- Vendors
- Water Ball Competition
- Live Bands Friday & Saturday Nights
- Line of Freedom Ceremony
- Parade
- Freedom Run 7.5k
- Contests
- Food Vendors
- Car Show
- Beer Garden

\*\*Look for schedules and updates on Facebook and at [www.ucdc.us](http://www.ucdc.us)\*\*

4th of July Festival sponsored by the Union County Development Corporation. For more info or to reserve your vendor space please call 765-458-5976 or email [dripberger@etczone.com](mailto:dripberger@etczone.com)

Heritage Goodhew Enterprises, Inc.



**HERITAGE GOODHEW**

STANDING SEAM METAL ROOFING

New Installation & Metal Roof Repair

**765-857-2623**

[www.heritagegoodhew.com](http://www.heritagegoodhew.com)





# Everton Volunteer Fire Dept Bass Tournament

**Brookville Lake \* Fairfield Ramp \* April 30, 2022**

## RULES

- 1. TRUTH VERIFICATION TEST.** Cheating will not be tolerated. Deceiving tournament officials or doing any act in order to obtain an unfair advantage will lead to disqualification. By signing the entry, contestants agree to submit to a truth verification test (polygraph or voice stress test). At the conclusion of each tournament a truth verification test may be administered to one or two teams placing in the top ten positions or winning the Big Bass award. Should a team placing in the top ten or catching Big Bass leave the tournament site making themselves unavailable if asked to take the truth verification test, their catch may be disqualified. Lastly, tournament director reserves the right to request any contestant to submit to a truth verification test within seven days of the conclusion of the tournament. Failure to submit to a test when requested or failure of the same shall result in disqualification and banishment from further tournaments.
- 2. REGISTRATION.** There will be a short mandatory meeting approximately 15 minutes prior to take off. Entries and fees must be received no later than **April 20, 2022**. Starting positions will be determined by date of postmark on entry.
- 3. PARTICIPANTS.** Everyone (male/female) is welcome to enter, however, the tournament director reserves the right to refuse entry from any contestant. Anyone under 18 years of age may fish only with parent, legal guardian or other adult if a signed statement is provided. **\*ANGLERS MAY NOT FISH ALONE\***
- 4. BOATS AND MOTORS.** All boats must be equipped with a lanyard type kill switch. Boat must be at least 15 feet in length. Trolling as a method of catching fish is prohibited. Stick steering is considered dangerous and shall not be permitted. Jet motors and tiller steering is allowed. Every boat must have an aerated livewell large enough to maintain a live limit of fish. Altering a boat from factory specifications to gain length or height is not permitted.
- 5. HORSEPOWER REGULATIONS.** Your motor must not exceed the manufacturers or Coast Guard horsepower rating for your boat. Jet drives are allowed, however motor power head rating must still comply. Any questions please contact tournament director.
- 6. TACKLE AND EQUIPMENT.** Only artificial lures may be used. No live or prepared bait will be permitted with the exception of pork strips or rinds, etc. Only one rod and reel may be used at any one time, however, several may be rigged and ready for use. Rods shall not be more than 8 feet in length.
- 7. SAFETY.** Safe boating conduct should be observed at all times. Competitors must have a US Coast Guard approved P.F.D. on and secured any time the gas engine is running. Violation of this rule shall be reason for disqualification. An operating lanyard type kill switch must be attached to boat and operator when gas engine is in operation. Boat operator must test kill switch prior to each tournament.
- 8. PERMITTED FISHING LOCATIONS.** Fishing on tournament waters is permitted anywhere except areas designated by state or federal officials or any other water determined by the tournament officials. **ALL ANGLING MUST BE DONE FROM THE BOAT. Anglers shall not leave the boat to land a fish or gain access to fishing waters.** Anglers must be in contact with the boat at all times except in case of emergency or brief excursions in "nature calling". **\*There shall be no trailering of fish during weigh-in\***
- 9. PENALTIES.** Only largemouth, smallmouth, or spotted bass will be weighted. At no time shall a team have more than a limit of five (5) fish in their livewells. Doing so is grounds for disqualification. The length for fish shall be 14 inches or otherwise regulated by the state. Fish will be measured with mouth closed on a "**Golden Rule**". As solely determined by tournament official, undersized fish will be penalized at the rate of one pound per fish and dead fish at the rate of one quarter of one pound per fish. The dead fish penalty applies only to the total creel weight and not towards any big bass weights/awards. A team who arrives at the official check-point area after prescribed check-in time will be penalized at the rate of one pound per minute. After 10 minutes all weight shall be lost for that day. Late penalties do apply to any "Big Bass" weights. At no time shall a bass be stringed and doing so will lead to disqualification.
- 10. RULINGS.** The tournament officials shall reserve all rights for rule interpretations and to refuse an entry. Furthermore, tournament officials have the authority to announce or present any rule revisions (printed or not) as deemed appropriate. Violating tournament rules may be reason for disqualification.
- 11. SPORTSMANSHIP.** Competitors are expected to follow high standards of sportsmanship, courtesy, safety and conservation. Alcohol and abused drugs are not permitted in a boat during tournament hours. Fish must be caught in a sporting manner, therefore, snagging fish is not permitted.
- 12. TIES.** All monies will be totaled and split equally.
- 13. PROTEST.** Protest against another competitor must be in writing, signed and in the hands of tournament director within 15 minutes after scales are closed.
- 14. REFUNDS.** Your entry may be refunded only if the tournament director is notified by entry deadline of April 20, 2022. There is a \$20 bank charge for returned checks.
- 15. INSURANCE.** Adequate liability insurance is required of all contestants using their boats in the tournament.





# Everton Volunteer Fire Dept Bass Tournament

**Brookville Lake \* Fairfield Ramp \* April 30, 2022**

**\*\* \$2500.00 First Place Guaranteed \*\***

**\*\*\*Boat #1 starting position to be auctioned off morning of tournament\*\*\***

**\$100.00 team entry fee includes big bass**

<p><u>Check-in no later than</u> <b>6:15 at ramp</b> 6:30 AM – Mandatory meeting 7:00 AM – Take Off 3:00 PM – Weigh-in</p>	<p><u>Starting positions</u> determined by date of <u>postmark on entry</u> This is a team tournament <b>Anglers may not fish alone</b></p>	<p>Entries and fees must be received no later than <b>April 20, 2022</b>  Entries will be taken day of tournament but will be <b>CASH ONLY</b></p>
<p><b>*New Entry Option*</b> <b>MUST EMAIL ENTRY AT SAME TIME PAYPAL PAYMENT IS MADE</b> You will <u>not</u> be entered until both PayPal payment and email entry is received. <u>There is a \$3.50 PayPal convenience fee so the entry will be \$103.50</u> <b>PayPal - @evertonvolunteerfire</b> <b>Email – lisaayers717@yahoo.com</b></p>		<p>Make checks/money orders payable to: <u>Everton Volunteer Fire Department</u> <b>Mail Entries to:</b> <b>Chip Ayers * 504 S. Poplar St.</b> <b>Greensburg, IN * 47240 *</b> 70% Pay Out - All proceeds will be donated to the Everton Volunteer FD</p>

## Official Sponsors



I have read and am familiar with the rules and in signing this application I hereby waive and release all contestants, sponsors, tournament and state officials from all claims due to injury or damage incurred in connection with this tournament. In signing, I submit myself to a truth test at the discretion of tournament officials and agree to abide to the results as interpreted by professionals conducting the test. I also agree to abide by those decisions and rulings of the director conducting these events. I swear that the facts below are true and accurate to the best of my knowledge.

Boater name \_\_\_\_\_ Partner's Name \_\_\_\_\_

Address \_\_\_\_\_ Address \_\_\_\_\_

City, State, ZIP \_\_\_\_\_ City, State, ZIP \_\_\_\_\_

Cell # (\_\_\_\_) \_\_\_\_\_ Cell # (\_\_\_\_) \_\_\_\_\_

E-mail \_\_\_\_\_ E-mail \_\_\_\_\_

Insurance Co & Policy # \_\_\_\_\_

Boat (yr., make, model) \_\_\_\_\_

Motor (yr., make, model) \_\_\_\_\_

Check/MO payable to Everton Volunteer Fire Department

Mail entry to Chip Ayers \* 504 S. Poplar St. \* Greensburg, IN \* 47240 \* Questions? Call 812-593-8915