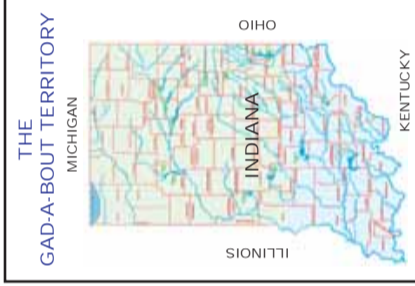


READ THE GAD-A-BOUT FREE ON LINE
CLICK HERE www.thegadabout.com

READ JUNE ON LINE
JULY 2020

THE GAD-A-BOUT™

EXPLORING RECREATION OPPORTUNITIES IN THE GAD-A-BOUT TERRITORY



(RE) DISCOVER METAMORA, INDIANA AND ALL IT HAS TO OFFER YOU - SEE PAGE 8-9



EMERI FRAME CATCHES A BIG LARGEMOUTH BASS, HELP ME HOLD IT MOMMIE! - SEE PG 14



JOEL, JESSE AND TRAVIS TRAVEL TO WYOMING TO HUNT BIG GAME - SEE PAGES 24-25

ADVERTISER INDEX PG 2 / ARTICLE INDEX PG 3

A SPECIAL 4-PAGE PULL OUT FOR YOU TO EXPLORE THE WHITEWATER VALLEY PART 1



MOUNDS BEACH ON A WARM SUNNY DAY ON BROOKVILLE LAKE - SEE PAGE 15-18

READ ABOUT COVER PHOTOS ON PAGE 3

TO ADVERTISE IN THE GAD-A-BOUT SEE PAGE 2 • CELL 1-765-960-5767 • WEBSITE: www.thegadabout.com • E-MAIL: raythegadabout@gmail.com

WHITewater MEMORIAL STATE PARK BEACH



06 08 2020

THE WHITEWATER VALLEY PLUS 9

Map Is Still Being Modified - Should Be Done By July Issue.....





JULY 2020 • Volume XXX • NO. 364

Created in 1990 & Published Monthly by Kentucky Colonel Ray Dickerson

Or by the name given to me by Golden Eagle in 1995 'LOKA'DWE ICHUTAKU YUSHEDON' Translated "Man who gets things done!"

105 East South Street, Centerville, IN 47330

TO CONTACT THE GAD-A-BOUT

Cell: 765-960-5767 Office: 765-855-3857

TO PLACE AN ADVERTISEMENT

CALL RAY'S CELL: 765-960-5767

Website: www.thegadabout.com

**E-Mail: raythegadabout@gmail.com

Facebook: www.facebook.com/thegadabout

COPYRIGHT BY GADCOE 2020

DISCLAIMER: The ideas and opinions expressed by the writers appearing in The Gad-a-bout are not necessarily the same as the publishers.

Perch Smallmouth GUIDED CHARTERS ON LAKE ERIE WALLEYE April Through October Fishing the Western and Central Basins of Lake Erie-Ohio and Canadian Waters TWO FULLY EQUIPPED BOATS 32 FT. BLUE HILL - 30 FT. BAHA LICENSED GUIDES SPIN CAST - DRIFT FISH Boytim Charter Service Ned Boytim 502 E. Main St., Marblehead, OH 43440 (419) 798-5445 Toll Free 1-877-798-5445 "Over 50 Years Experience" www.walleye.com/boytim.htm

THE GAD-A-BOUT IN THIS ISSUE

SPECIAL FEATURES

The Jewels Of The Whitewater, The Brookville Lake & The Whitewater Memorial State Park Complex, The Whitewater Valley Plus 9 .Page 15-18 Liberty's Old Fashioned 4th Of July Festival July 3-5, 2020 by Ray Dickerson Page 22 & 23 Jack Smith & Son Tree Service Took Care of our Walnut Tree by Ray Dickerson. Page 26 The loss of a good friend, Marvin D. Wilson, Barber by Ray Dickerson Page 27 Fast Driving Kills Too Many of our Young'uns and Old'uns too - See What Can Happen in The split of a second! Page 30

REGULAR FEATURED WRITERS

ROAMING THE OUTDOORS Editorial Comment & Opinion by Ray Dickerson (Printing Again, Beverly Spurlin, Liberty Lions Club, Liberty 4th. DNR, FFA, Breanna, Vets.) . . Pages 4,6,19,25,27,29,30 BROOKVILLE LAKE So You Wanna' Catch More Fish by Tag Nobbe (Fishing Brookville Lake in July) Page 5 INDIANA STATE POLICE News from the Indiana State Police by Sgt. John D. Bowling (Indiana Fireworks Law, Bicycle Safety, Safe Holiday Travel). . . Page 6 WAYNE COUNTY VETERAN Services Office Veterans Stories & Information by Veterans Pete McDaniels & Ron Weadick (United States Space Force - Department of the Air Force). Page 7 METAMORA INDIANA Rambling In The Fields by Beverly Spurlin (Re) Discover Metamora, Indiana)Page 8 & 9 GUN REPAIR Notes from Prairie Wolf Gun Repair by Marshall Smith (Gray & Fox Squirrel season will Open August 15th, 2020 and Closes January 31st, 2021).Page 10 OUTDOOR HUMOR: Misfires & Snags by Dan Graves (A BIRD WITHOUT FEATHERS) Page 11 OUTDOORS Indiana Outdoors by Joe Martino (Look to local streams for summer time Angling opportunities - more!)Page 12 LAKE MICHIGAN Fishing Lake Michigan by Mike Schoonveld (EXECUTIVE ORDER PRODUCES A HIT AND A MISS)Page 13 AFIELD IN THE OUTDOORS Catching Takes Lots of Practice by Tyler Frame (Throwing Topwaters) Page 14 OUTDOOR SPECIAL EVENTS Blue River Outdoors by Steve Dake (Homemade Baits For Common Carp)Page 19 OUTDOORS & TRAVEL Outdoors with Rich Creason by Rich Creason (Metal Detecting - Bad News and Good News)Page 20 & 21 INDIANA INDIANS News of Native American Indians in Indiana by Shirley Willard (Adventures of a Cow Kid)Page 21 BIG GAME HUNTING On the Wild Side of Hunting by Joel Biltz (Joel Biltz, Jesse Barton & Travis Wooley Travel To Wyoming For Wild Game "A Successful Hunting Trip Page 24 & 25 WHITEWATER VALLEY HISTORY New Adventures In Old Places by Donna Schroeder (Welcome Back)Page 28

GAD-A-BOUT DEPARTMENTS

Advertiser IndexPage 4 Gad's Corner Photos Page 31

ABOUT THE COVER PHOTOS

Top Left: Imagine a place where the whispers and images of the past co-exist alongside present day adventures, a place nestled in rolling hills and country-side, which time seems to have forgotten. See more on Page 8 & 9 (Photo by Beverly Spurlin) Top Right: We are well into summer now and shad are showing up in bunches all over our home water of Brookville Lake. This is one of our favorite times of the bass fishing year. The spawn is over and the bass are starting to target schools of shad on the surface. See Page 14. (Photo by Tyler Frame) Bottom Left: Travis Wooley, Jesse Barton and Joel Biltz, ventured to Wyoming this fall for a DIY public land mule deer hunt. They were fortunate to draw tags for a limited entry unit in east central Wyoming.

They arrived a day and a half early to do a little scouting and to learn all they could about the area. Oct 1 was opening day of the rifle season which can be a difficult time to hunt for any deer. See more photos on Page 24 & 25. Photo by Joel Biltz who I'm happy to say will be in next month also. Bottom Right: What is "The Whitewater Valley Plus 9 anyway? Well in a nutshell it is my new area where residents and visitors alike can pick up The Gad-a-bout in a reduced distribution area. In the past I've delivered The Gad-a-bout far and wide in Indiana and at one time even venturing into parts of OH, Ky, IL and MI some. The cover photo was on a Wednesday, it looked like a weekend though! See more on Page 15 - 18. Also see Page 2 for the new map of The Whitewater Valley Plus 9. It is not done yet. (Photo by Ray Dickerson)

CRESTLINER BOATS



SPORTFISH 1950



1850 RAPTOR WT



Great Instock Selection ready for Summer Boating

HARRIS PONTOONS



CRUISER 220



SOLSTICE 220

7191 FOX RUN RD BROOKVILLE, IN 47012 765-647-4619

E-mail: boats@parksidemarineandmore.com Website: parksidemarineandmore.com "We are located across the road from Mounds S.R.A. Entrance at Brookville Lake"

Roaming The Outdoors



by Ray Dickerson
The Gad-a-bout

BACK IN THE SADDLE AGAIN PRINTING JULY ISSUE AFTER MISSING MAY & JUNE

I'm writing this ahead of time which is the way you do if you are publishing any kind of monthly publication. I'm hoping nothing gets in the way between now and Sunday, June 14th when I will be sending the layout to the Aim Media Indiana Printing in Greenfield, Indiana.

I've been publishing The Gad-a-bout since April 1990 completing 30 years without missing an issue until the Covid-19 lock down hit us when I was delivering the April issue, which completed the 30 years and my 79th birthday.

I could see by the time I delivered the last few April advertisers that due to the closing of businesses, restricting eating places not allowing anyone in their business locations, causing most of my advertisers a limited number of customers. Businesses that had drive-thru access were the just about the only ones who could continue until restrictions were lifted. We are still waiting for some now!

I didn't print May and June, however I did publish them on my website (www.thegadabout.com). With the help of Eric and Cara Stallsmith, who designed my website, The Gad-a-bout has been

posted on the website since January 2010. At the same time Eric and Cara designed my website they added a couple Facebook pages for me.

(www.facebook.com/thegadabout)

Wherever you see websites or facebook addresses in cyan blue in the on line version of The Gad-a-bout you can usually click on the address and the website or facebook page will open. (I can't guarantee it, it depends on the equipment your using!)

OF THE EARTH & THE LOFT AT METAMORA

I want to tell you about Beverly Spurlin and her family who I recently became friends with thanks to Mikel Beck, the Executive Director of Franklin County Tourism. Mikel made it possible for me to have my booth at the Indianapolis Sport Show this past February by finding business owners in Franklin County to work in my booth for that week. As it turned out, I had to deliver the March Gad-a-bout that same week as the show. I could only be there the second weekend. Mikels' help allowed me to get the papers delivered and the booth manned by herself all week and the volunteers who worked it during the ten day show.

On Saturday, February 22, 2020 Scott and Beverly Spurlin, owners of Of The Earth & The Loft at Metamora helped me with the booth that day. It was a very enjoyable visit so much so I asked Beverly if she would write me an article for the next issue. Little did I know that her talent for writing would be so entertaining and educational.

In this issue on pages 8 & 9 is one of the most factual and entertaining article entitled (Re) Discover Metamora, Indiana along with timely photos that I've had the pleasure of publishing.

I asked her to send me an update about their business. She sent the following.

"Our business has expanded from a simple gift shop to a gift shop, cafe, and overnight suite. We are currently open Saturdays and Sundays 11:00 am - 5:00 pm, and most holidays and hope to expand our days and hours as we grow."

See Beverly's Metamora article and photos on **CONTINUED ON PAGE 6**



Rambling In The Fields author, Beverly Spurlin and her family in the kitchen of their business in Metamora, Indiana. From left to right, daughter Elissa Spurlin, Scott Spurlin, granddaughter Chloe Maze and Beverly Spurlin. I took this photo when Sherry and I visited Metamora on Sunday May 24, 2020 when we just wanted to get away from home. It was a surprise visit for Scott and Beverly when I peeked into their kitchen to see what they were doing. (Photo by Ray Dickerson)

TREE CITY METAL SALES

• Crews Available

• Metal Sales • Vinyl Fencing • Garages
• Pole Barns • Garage Doors

Steve Wagler
50 W. 650 N. Greensburg, IN
812-663-4863 Cell: 812-525-6272

Troyer's Country Store & Bakery

Fruits & Vegetables

28 Deli Meats

45 Cheeses

Weekly Deli Specials

Daily Sandwich Specials

Store Hours: Mon-Fri 8 am-5:00 pm / Sat 8 am-4:00 pm / Closed Sun
Deli Hours: Mon-Fri 8 am-4:30 pm / Sat 8 am-3:30 pm / Closed Sun
8 mi. North of Greensburg or 10 mi. South of Rushville on SR3

Call: 765-629-2604

ADVERTISER INDEX

YOU CAN PICK UP A COPY OF THE GAD-A-BOUT FOR FREE AT THE ADVERTISERS LISTED BELOW OR ON LINE AT www.thegadabout.com

- INDIANA
- ANDERSON
- 9 Guns Pg 24
- BROOKVILLE
- 52 Pik-up Convenience Store Pg 5
- Brookville Lake Guide Svc Pg 5
- Dairy Cottage Pg 17
- Pioneer Restaurant Pg 8
- BROOKVILLE LAKE AREA
- Barton Bay Pg 17
- Dave's Triangle LLC Pg 16 * 1
- Frames Outdoor Pg 14 * 2
- Jay's Midlake Restaurant/Bait Shop Pg 16
- Parkside Marine & More Pg 3
- Quakertown Marina Pg 31
- Steve's Marine Pg 13
- CAMBRIDGE CITY
- A - T & I Service Pg 9
- CENTERVILLE
- Mills Funeral Home Pg 27
- The Old Clock Shop Pg 20
- CONNERSVILLE
- Fayette County Museum Pg 28
- Matt's Custom Guns 21
- DUBLIN
- Rihm's Meat Processing Pg 20
- GREENFIELD
- Highsmith Guns Pg 25
- Jensen's Pawn & Guns Pg 9
- GREENSBURG
- Guns & Tackle, Inc. Pg 24
- Tree City Metal Sales Pg 4
- HARDY LAKE
- Pioneer Village Pg 31
- INDIANAPOLIS
- Indiana State Police Pg 6
- www.IndianaOutfitters.com Pg 32
- KNIGHTSTOWN
- Knightstown Meats & Catering Pg 28
- KOKOMO
- Joe's Beef Jerky Pg 12
- Martino's Italian Villa Pg 12
- LAKE MICHIGAN AREA
- Brother Nature Charters Pg 13
- LIBERTY
- Bertch Hardware Pg 18
- Carl Sharp State Farm Insurance Pg 18
- Liberty Restaurant Pg 18
- Pizza King Pg 15
- Union County UCDC Pg 22
- Woodruff's Supermarket Pg 15
- METAMORA
- Of The Earth & The Loft Pg 8
- MILROY
- Milroy Shoes Pg 20
- Troyers Country Store & Bakery Pg 4
- REDKEY
- Hatzell Bros Roofing Pg 10
- RICHMOND
- Army Navy Store Pg 7
- Best Stop Auto Care Pg 19
- Cabinet Factories Outlet Pg 12
- Mendenhall Hardware Pg 21
- Mighty Muffler 25
- Prairie Wolf Gun Repair Pg 11
- Riggle-Waltermann Mortuary Pg 6
- Tri County Awards Pg 28
- Wayne Co. Veterans Services Office 7
- RIDGEVILLE
- Heritage Goodhew Metal Roofing Pg 25
- SHELBYVILLE
- The Gun Den Pg 19
- SUMMIT LAKE
- Gittin' Jiggy With It Pg 21
- WEBSTER
- C & C Webster Store 24
- WILLIAMSBURG
- J D Farm Supply Pg 10
- OHIO
- MARBLEHEAD - LAKE ERIE
- Boytim Charter Service "Walleye" Pg 3

* 1 LONGEST RUNNING ADVERTISERS SINCE 1990. AS OF
* 2 JULY GAD-A-BOUT - RESEARCH STILL UNDER WAY.

So You Wanna Catch More Fish



by Tag Nobbe
Professional Fishing Guide

Fishing Brookville Lake In July

I would think that all the crawl dads in Brookville lake are saying it's about time, woohoo the shad hatch is here. Well this is what I would be saying if I were a crawl dad.

They have been the main food source for a lot of predator fish for 2 months. Sometime in July the young of the year shad show up in the lake in the millions. This is not an edible fish, at least not for humans, but other fish love them. They are a schooling fish that feed the masses. The way they

survive is by deception. When they're in a tight bait ball to other fish they look like one big swimming thing instead of 10,000 little things, this is the deception. Every predator fish swimming in the lake is trying to feed on them, but the sheer size is puzzling to them. The shad are spawned on every shore line in the lake and as soon as they're able to swim they move into a bait ball for survival. At first, they look like little swimming back bones. As the bait ball gets bigger, they will move to open water and constantly swim trying to stay in the ball. The bait ball will move all over the lake due to them swimming and the current being made by wind. Sometimes there in deep water and sometimes they are in shallow water, it seems random.

White bass are also a schooling fish, but they are predator not prey. They know they are being deceived and they have a plan, and you will see it in action in July. Somewhere between 8am and 10am on the lake you will see what looks like piranha's feeding on the surface. What this is a big school of white bass feeding on a big school of young of the year shad. Their plan of attack is simple they work as a team to corral the big bait ball of shad and move them to the surface. Once the white bass school have them surrounded, they will rush them all at once at the surface where they become disorganized and the bait ball comes apart. Now the white bass can zero in on each individual shad and feed on them as long as they can hold them at the surface. This is only accomplished with teamwork from both sides.

Walleye feed on shad also, but their tactic is a little different. What they will do is move up on to a shallow flat or somewhere where the water is thin and wait for a 15-foot-high bait ball of shad to try and squeeze into 10 foot of water. When this happens the shad that are forced to the outside edges are picked off 1 at a time. This all takes place in shallow water in July, when the lake water temperature as been 80 degrees plus for a month. Shad thrive in this hot water, but most predator fish do not. I believe this is nature's way of keeping them separated for the most part.

Two big differences in these two feeding styles is the one you know when it's happening because you can see it, but the other one will be just good timing. I have found over the years that fish feed better in the morning as it is getting light and, in the evening, as it is getting dark.

For catching white bass anything white works. My favorite baits are white rooster tails or white curly tails. You want something with a little weight to it for making long casts. Try to stay in the 1/8-ounce range. You want something that you can cast a long way, but yet the white bass can still get it in its mouth. The best method is to keep your eyes peeled when you're traveling around fishing spots on the main lake. Try and look for activity on the surface. When you see activity on the surface start the big motor up and high tail it over close to them. Not to close though you will make them scatter. Ounce your close to the feeding frenzy. Just a simple cast and retrieve works the best. If your buddies catching them and you're not,

speed your retrieve up or slow it down that is what you're doing wrong.

When you're in this amped up cast and retrieve situation beware of other people on the boat, you do not want to be the guy with a hook in his chin. I have been there, not cool. The limit is 12 white bass per person so be careful with your count you can easily catch 12 in 12 casts. There is no minimum size limit on them, but you're only allowed to keep 1 over 17 inches.

As far as walleye goes, if you're a troller snow's your time. Have you ever heard a fly fisherman in a stream say you have to match the hatch? Well this is true in the lake also. Most of the year so far, the walleye has been targeting bugs, worms, larva, and crawdads. But now there's a new food in the lake, something that tastes like candy to a walleye and they are everywhere. There are so many shad in the lake in July it can be hard to get a bite. So, you have to improve your odds. One of the ways to do this is by trolling. You will need to be able to troll from about 1/2 mile an hour to 1 mile an hour to get a crank bait to work properly. Trolling gives you the ability to stay in the strike zone and cover a lot of water. If you're not a troller, spoons and blade baits work well also. If your timing is off you're going home empty handed, but if you're doing the right thing in the right spot, the right way you're going to catch them. Keep your eyes on the fish finder, hunt 'em up and hook em up.

Good luck on your mission

Tag

If you need more info go to my web site www.brookvillelakeguideservice.com or stop in at 52 Pik-up Convenience store and tackle just south of Brookville on State Road us 52.

We have a full line of live bait, tackle and Fried chicken to go. So, when you ask for chicken liver, be specific. Lol

52 Pik-up opens at 5 a.m. and closes at 10 p.m. 7 days a week.

To schedule trips contact me at tagnobbe@gmail.com or call my cell 765-265-3238

I guide fish for walleye, and crappie starting in mid-April till the end of December 7 days a week on Brookville lake. We fish out of a 2017 pro V 2075 with a 250 Honda outboard engine. I supply everything all the way down to cleaning the fish. I can take 1 - 5 people. The price is according to how many go, \$500.00 for 5 people, \$475.00 for 4 people, \$425.00 for 3 people, \$375.00 for 2 people and \$325.00 for 1 person. We start at 7:30 a.m. and fish till 1:00 p.m., to schedule trips call my cell 765-265-3238 or tagnobbe@gmail.com.

Fully Licensed and insured for 23 years now

BROOKVILLE LAKE GUIDE SERVICE



Tag Nobbe
Owner & Guide
6 Hour Trip Rate
(Rates subject to change without notice)

- 1 Person \$325.00
- 2 People \$375.00
- 3 People \$425.00
- 4 People \$475.00
- 5 People \$500.00

A non refundable \$50.00 deposit is required for booking.
Cancellations within 48 hours of your date will be credited towards a future guide trip.

Fishing Seasons

April - December Walleye Charter Seasons
April - October Crappie Charter Season
Mix any of the above in the same day

Contact me for your fishing trip by
Calling my Cell: 765-265-3238

E-mail: tagnobbe@gmail.com or
Website: www.brookvillelakeguideservice.com

Fully licensed & insured for 22 years now.



When it comes to fueling your outdoor needs

Gasoline • Fresh Coffee • Deli Style Sandwiches • Fountain Drinks • Snacks • Sporting Goods
Live Bait & Tackle • Guided Fishing Trip Information • Hunting & Fishing Licenses • Check Station and More



Brookville Lake Guide Service
Guide: Tag Nobbe
Cell: 765-265-3238
Web: brookvillelakeguideservice.com

Near Brookville Lake just south of Brookville on U.S. Hwy 52 (765) 647-3600

News from the Indiana State Police



by Sergeant John D. Bowling
Public Information/Recruiting Officer

Indiana Fireworks Law

The Indiana State Police would like for all Hoosiers to have a safe Fourth of July holiday. Due to many Hoosiers celebrating our nation's independence with the use of fireworks, the Indiana State Police would like to inform citizens of the Indiana fireworks law which is in place for the safety of everyone. Below is the actual code from Indiana Statute 22-11-14-6.

(A) A person who ignites, discharges, or uses consumer fireworks at a site other than:

- (1) a special discharge location;
- (2) the property of the person; or
- (3) the property of another who has given permission to use the consumer fireworks;

Commits a Class C infraction. However, if a person recklessly, knowingly, or intentionally takes an action described in this subsection within five (5) years after the person previously took an action described in this subsection, whether or not there has been a judgment that the person committed an infraction in taking the previous action, the person commits a Class C misdemeanor.

(c) A person less than eighteen (18) years of age who possesses or uses a firework when an adult is not present and responsible at the location of the possession or use commits a Class C infraction. However, if a person possesses or uses a firework when an adult is not present and responsible at the location of the possession or use within five (5) years after a previous possession or use by the person as described in this subsection, whether or not there has been a judgment that the person committed an infraction in the previous possession or use, the person commits a delinquent act under IC 31-37.

(d) A person who ignites, discharges, or uses consumer fireworks:

- (1) after 11 p.m. except on a holiday (as defined in IC 1-1-9-1(a)) or December 31, on which dates consumer fireworks may not be ignited, discharged, or used after midnight; or
- (2) before 9 a.m.;

commits a Class C infraction. However, if a person recklessly, knowingly, or intentionally takes an action described in this subsection within five (5) years after the person previously took an action described in this subsection, whether or not there has been a judgment that the person committed an infrac-

tion in taking the previous action, the person commits a Class C misdemeanor.

(e) A person who recklessly, knowingly, or intentionally uses consumer fireworks and the violation causes harm to the property of a person commits a Class A misdemeanor.

(f) A person who recklessly, knowingly, or intentionally uses consumer fireworks and the violation results in serious bodily injury to a person commits a Level 6 felony.

(g) A person who recklessly, knowingly, or intentionally uses consumer fireworks and the violation results in the death of a person commits a Level 5 felony.

Bicycle Safety

I had a recent request from Ray to include some bicycle safety in my article. First and foremost you should wear a helmet when riding. They save lives, and I can vouch for that as I've seen people who were undoubtedly saved by their helmet.

Follow the rules of the road, meaning traffic laws that apply to vehicles also apply to bicyclists. ALWAYS RIDE WITH TRAFFIC, NOT AGAINST THE TRAFFIC FLOW! Use hand signals to signal turns. Most importantly, be visible, always wearing a Hi-Viz orange or yellow outer garment just like the ones highway workers wear. If riding at night or in low light conditions, make sure your clothing and bicycle has reflective strips or triangles, and use a headlight and tail light that's visible from at least 500 feet. In closing, remember pedestrians have the right of way, and never assume drivers see you. Always be ready to take evasive action.

Safe Holiday Travel

Indiana State Police encourage all motorists to observe the following safety tips during the Fourth of July Holiday Week:

- Allow extra time to get to your destination.
- Don't use cruise control in heavy traffic.
- Expect heavy, slow or stopped traffic especially around construction zones.
- Use headlights even during daylight hours.
- Reduce your speed in rain and NEVER drive into flowing water.
- Obey posted speed limits especially in construction zones.
- REMEMBER TO SLOW DOWN AND MOVE OVER FOR EMERGENCY VEHICLES-This includes tow trucks and highway maintenance

vehicles.

- Make sure you are well rested. A fatigued driver can be as dangerous as an impaired driver.
- Remember the two second rule and increase the distance between you and the vehicle ahead of you.
- Don't forget to watch for slow moving farm equipment on county and state roads.
- NEVER TEXT WHILE DRIVING!
- Buckle Up! Your best chance at surviving any crash is by wearing your safety belt.
- Never mix prescription drugs with alcohol.
- NEVER DRIVE IMPAIRED-HAVE A DESIGNATED DRIVER!

ALWAYS watch for stopped or slowed traffic on the interstate, as more crashes are occurring as secondary crashes in traffic backups. Secondary crashes occur when traffic is stopped or slowed for an initial event like a crash, and approaching traffic fails to slow in time before crashing into the back up.

Prepare to stop as you approach a stoplight instead of speeding up to "beat the yellow light." Look twice in all directions before pulling out, as that approaching vehicle may not stop like you just did. Always watch for motorcycles, but more importantly, always watch the "other guy," and expect the unexpected.

Roaming The Outdoors

CONTINUED FROM PAGE 4

pages 8 & 9. This is one of the most authentic and historical articles about Metamora I've ever read. It's so concise and well written. It makes me proud to be able to include it in my first printed Gad-a-bout since April, due to covid-19 interrupting our schedules

2020 COMING ACTIVITIES IN THIS ISSUE
LIBERTY LIONS CLUB'S FATHERS DAY CAR SHOW ON THE SQUARE - SEE PAGE ?


Lions Club's Car, Truck & Motorcycle Show Sunday June 21, 2020. Court House Square in Liberty, Indiana. Registration 9 a.m. to 12:30 p.m., \$15 Entry Fee on Site, \$10.00 in Advance, Dash Plaques to the first 100 entries. For more information Call Carl Sharp at **765-458-5574 (O)**, or **765-580-0215 (C)** Make checks payable to **Liberty Lions Club** and mail to: **Liberty Lions Club, 27 W. Union St., Liberty, IN 47353**.

LIBERTY'S OLD FASHIONED 4TH OF JULY FESTIVAL JULY 3-5, 2020 - SEE PAGE 22-23

Liberty's Old Fashioned 4th of July Festival will
CONTINUED ON PAGE 18

Riggle-Waltermann

MORTUARY, INC.
32 SOUTH ELEVENTH STREET
RICHMOND, INDIANA 47374
PHONE (765) 966-7684



N.F.D.A.
I.F.D.A.

www.riggle-waltermann.com

"DON'T LET THIS BE YOU"

IF YOU CHOOSE TO DRIVE IN A DRUNKEN STATE...



DON'T DO IT IN OUR STATE!

OVER THE LIMIT...UNDER ARREST

INDIANA STATE POLICE

(PHOTO PROVIDED BY DEAN OREWILER & TRINE UNIVERSITY)

Wayne County Veteran Services Office



The sixth military service, which was signed into existence by President Trump on December 20, 2019, the United States Space Force is added to the Army, Navy, Marines, Air Force and Coast Guard. (Space Force Logo)

Officials have said that about 6,000 of those temporary personnel will be offered the opportunity to formally transfer into the Space Force by year's end.

"Volunteers represent officers and enlisted members in the organic space Air Force Specialty Codes [AFSCs] of space operations (13S) and space systems operations (1C6), and officers and enlisted members in several career fields common to both the Air Force and Space Force, including intelligence (14N), cyberspace operations (17X), developmental engineer (62E), acquisition manager (63A), operations intelligence (1N0), geospatial intelligence (1N1), signals intelligence (1N2), fusion analyst (1N4), targeting analyst (1N8), cyberspace support (3D0), and client systems (3D1)," the release states.

The service will begin notifying applicants from these career fields in July to explain the next steps in the transfer process.

Jobs including space operations (13S) and space systems operations (1C6) are considered "organic space career fields" eligible for transfer. Those first transfers are set to begin Sept. 1, officials said.

"For volunteers in common career fields, transfer boards will be scheduled by AFSCs as needed between July and November, and the results will be announced about 30 days after each board is completed," the release states.

"Since the boarding and selection process will take additional time, transfers for personnel with common AFSCs are expected to begin Feb. 1, 2021," it adds.

Should airmen in the organic space fields change their minds or decline a transfer, the Air Force will work with them to apply to transfer into a new career field, move into the Reserve, or apply for separation or retirement.

For now, "those service members will remain in the Air Force and may be assigned duties in the Space Force," the release states. "At the end of the transition period, expected to be sometime in

2022, organic space AFSCs will be removed from Air Force inventory, and assignments in those mission areas will no longer be an option for Air Force members."

Guardsmen and reservists who are already executing space missions and currently aligned with the Space Force will continue supporting it; officials are weighing how best to incorporate them. A Space Force Reserve component is still being considered.

The Air Force's application program closed May 31, but there will be windows for the other services.

For example, the Space Force anticipates moving some Army and Navy space jobs between fiscal 2022 and 2023. But those services will likely limit how many space professionals will transfer over -- roughly 100 from each branch, according to media reports.

Space Force officials will release more details on the inter service transfer program in fiscal 2021, according to the release.

Last month, the official Space Force flag was unveiled at the White House. The flag bears the image of the Space Force seal, which was unveiled by Trump in a tweet in January.

Other pending Space Force decisions include uniform updates, insignia and a logo design. Officials are also deciding what to call its members.

"We will not delay those announcements and we will continue to make those announcements when they're ready," Raymond said in February.

We now have a new Military Branch to add to the Army, Navy, Marines, Air Force and Coast Guard


by Oriana Pawlyk

More than 8,500 active-duty airmen have volunteered to transfer into the U.S. Space Force.

Officials announced Tuesday that thousands of airmen across 13 eligible officer and enlisted career fields have signed up to move permanently into the newest military branch.

"I am incredibly proud of the men and women who made the bold decision to volunteer to join the U.S. Space Force and defend the ultimate high ground," Gen. Jay Raymond, Space Force's chief of space operations, said in a release. "It is a critical time for space, and those Airmen will build the Space Force necessary to compete, deter, and win as required to meet the needs of the National Defense Strategy."

The sixth military service, which was signed into existence by President Donald Trump on Dec. 20, 2019, is currently operating with the aid of 16,000 airmen detailed temporarily from what was formerly known as Air Force Space Command.



GLOVES-WOOL-BLANKETS-PINS-PATCHES-BOOKS-BELTS-KNIVES-INCENSE-AND LOTS MORE

War souvenirs
See Miles or Sharrie
216 South 8th Street, Richmond, IN 47374
Bus. (765) 966-0417
1-800-686-2769
hhq313arty@frontier.com

YOU CAN PROVIDE A VALUABLE SERVICE TO OUR LOCAL WAYNE COUNTY VETERANS IF YOU CAN SPARE ONE DAY A WEEK TO TRANSPORT VETERANS TO THE DAYTON VA. YOU DO NOT NEED TO BE A VETERAN OR HAVE A SPECIAL LICENSE, ONLY A DESIRE TO HELP VETERANS
CALL 765-277-4245



Pete McDaniel
U.S. Marines

Veteran Services Office

**401 East Main Street
Richmond, Indiana 47374**

Fax: (765) 973-9493

Hours: Monday thru Thursday 7:30 a.m. - 3:30 p.m.

Friday 7:30 a.m. - 3:00 p.m. By Appointment Only




Ron Weadick
U.S. Army

Phone: (765) 973-9207

E-mail: pmcdaniel@co.wayne.in.us

Phone: (765) 973-9200 ext. 1651

E-mail: ronaldw@co.wayne.in.us



Left Photo: The Grist Mill in Metamora. Visitors can see the workings of a 19th century mill and even purchase corn meal To take home. (Author Photo) Right Photo: Metamora canal boat Ben Franklin III being pulled along by horse power along the canal's tow path. (File Photo)

Rambling In The Fields



by Beverly Spurlin

(Re) Discover Metamora, Indiana

Imagine a place where the whispers and images of the past co-exist alongside present day adventures, a place nestled in rolling hills and countryside, which time seems to have forgotten. Imagine being able to take a day trip from Indianapolis, Cincinnati, or Northern Kentucky to spend a day browsing unique gift shops, enjoying delicious food and treats, and experiencing the wonder of a by-gone era when horse, boat, train, and car transportation all intersected. Or imagine planning an overnight or weekend stay in one of the quaint bed and breakfast or overnight lodges. You don't need to imagine such a place because all of this and more exists in the tiny village of Metamora, Indiana.

Metamora was officially platted in 1838 by David Mount and William Holland in what had previously been known as Duck Creek Crossing on land acquired from the Native American people in the fall of 1809 by treaty. Metamora was named after a character in an early 19th century play, Metamora; or, The Last of the Wampanoags. One of the most important historic features in Metamora is the Whitewater Canal where visitors can get a living history experience of life along an 1800's Canal Town. Construction on the canal began in 1836 on a parcel of land that extended 76 miles from Hagerstown to Lawrenceburg, Indiana

and contained 56 locks, two of which are still in existence and preserved in Metamora. Metamora was an important hub for marketing and shipping farm products to Cincinnati, but products were also shipped as far away as St Louis, Missouri and New Orleans, Louisiana. Some of the commodities produced in and around Metamora were cotton, grain, flour, wool, and lumber. The small village also supported a diverse tradesmen community. During its hey day, Metamora boasted physician offices, a drug store, blacksmiths, an undertaker, butchers and meat packers, shoe repair and saddle makers, hotels, gun makers, a livery, and a bank, The Farmer's Bank. According to the Brookville Democrat newspaper, the bank was robbed in 1930, 1931, 1932, and again in 1933 and each time, the same teller, George Lennard was working. It is believed that the Metamora Farmer's Bank may be the only bank in the mid-west not robbed by John Dillinger.

The Whitewater Canal project was started in 1836, completed in 1847 and later that year the Whitewater Valley flooded washing out many sections of the canal. The section between Harrison and Lawrenceburg were never rebuilt. By that time, a new, more effective means of transporting people and goods had arrived on the scene; the railroad. "In 1856, the Indianapolis - Cincinnati Railroad line used the canal tow path to lay a railroad bed. This railroad replaced the canal boat providing transportation of both produce and people," explained Cathy Tepe, who operates the Metamora Historic Walking Tour. Tepe further shared that from the years 1861-1865 railroad tracks replaced the canal's tow path. Union soldiers during that time left for active duty on the canal boat and returned on a train. The Whitewater Valley Railroad is now an operating railroad museum providing train service to Metamora from the Connersville Station Saturdays and Sundays during the season, typically April -December with special excursions on holiday weekends. Passengers enjoy a 2 hour lay-over in Metamora to have lunch and shop. The Whitewater Valley Railroad also hosts The Ghost Train of Metamora during October. The WWVR also offers charter excursions, and many entertaining and educational excursions throughout the

year with historic figures such as Abraham Lincoln and Theodore Roosevelt. All excursions through June have been canceled due to the COVID restrictions, for more information about the railroad, go to www.whitewatervalleyrr.org

Metamora proudly boasts many historical buildings dating back to the mid to late 1800's. Many of the original structures were destroyed by various fires, and were rebuilt. One of the most infamous fires occurred in the building housing the VanCamp family drug store when a barrel of gasoline was accidentally ignited by a lantern causing an explosion which blew the entire front from the building and killed several members of the VanCamp family, including two young children. Some of the other historic buildings still in existence and viewable, at least from the sidewalk are the Mount Holland House, which was originally built by David Mount and destroyed by fire, then rebuilt by William Holland, the Stone House which formerly served as the warehouse for the Walker Brother's Distillery, the Blacksmith Shop built by the Thorpe family, and the Allison House (also known as the Pink or the Gingerbread House). The Allison House was built by a railroad carpenter who was working in the area and used left over lumber from the different railroad depots, so the gingerbread trim on the house consists of seven different patterns. All of these buildings are on the new Metamora History Day Tour beginning this summer. The historic tour will be led by a local merchant Cathy Tepe who has conducted hours upon hours of research into the history of the village and will spotlight many of the unique structures still standing along with the story of their original occupants. For those who appreciate more local legend and lore with their history may enjoy the Haunted Tour of Metamora, also operated by Tepe. This tour consists of an after-dark guided tour through the empty streets of Metamora led by a local merchant well-versed in both the tragic and the scandalous history of the village, which are often intertwined.

Several of the features and structures within Metamora are now under the care and control of the state of Indiana through Indiana State Museum Preservation and Operations. As a state historic site, the Grist Mill, Canal, and Aqueduct, the only



**Of The Earth
&
The Loft
at
Metamora**

Scott & Beverly Spurlin, Owners
Duck Creek Crossing • Metamora, Indiana 47030
Phone: 812-662-6549
beverly.spurlin@gmail.com
www.benevolent-sun.com
Like us on Facebook

Pioneer Restaurant
Brookville, Indiana
(Behind the Courthouse)
765-647-7935

- Full Breakfast Menu (Mon - Sat)
- Daily Lunch Specials
- Open Early, Open Late
(Mon - Sat 7am - ? Sun 12 - 12)
- Ice & Carry-out Available
- Where good food, friends & spirits come together
- Steak, Chicken & Seafood

"Great Weekend Boat & Bike Parking"



Troyer's Country Store & Bakery



Fruits & Vegetables
28 Deli Meats
45 Cheeses



Weekly Deli Specials
Daily Sandwich Specials

Store Hours: Mon-Fri 8 am-5:00 pm / Sat 8 am-4:00 pm / Closed Sun
Deli Hours: Mon-Fri 8 am-4:30 pm / Sat 8 am-3:30 pm / Closed Sun
8 mi. North of Greensburg or 10 mi. South of Rushville on SR3
Call: **765-629-2604**



Left Photo: The Aqueduct in Metamora is the only one of its kind still in existence in the US. (Author Photo) Right Photo: Whitewater Canal Trail Metamora, Indiana Photo credit; Shirley Lamb, President, Whitewater Canal Trail.



Left Photo: Metamora residents and merchants met with James Sved, Vice President of Indiana State Museum Preservation and Operations to discuss the future of the site. (Author Photo) Right Photo: Whitewater Valley RR Train Engine pulling into Metamora on a late summer day. (Photo by Rick Garrett)



Left Photo: The Martindale House was built in 1838 and was originally a warehouse and counting room, but also served as a tavern, and an inn for travelers by stagecoach, canal boat or railroad needing overnight accommodations. It is now an English Pub style restaurant. (Author Photo) Right Photo: The front of the old Blacksmith Shop owned and operated by the Thorpe family in the mid 1800's. It is now an event center that features live music. (Author Photo)

one of its kind still in existence in the US, are all eligible for grant funding for restoration and preservation. James Sved met with a group of Metamora residents and shopkeepers recently to discuss areas of concern regarding the upkeep of the state historic site. Sved reported that in 2019, the organization received \$250,000 to "create an atmosphere where more people will want to come to Metamora, not just once, but time and time again." Sved further explained that the state had planned to have the state historic site open, as

usual, by April 1 but due to the COVID restrictions and state-wide shut down, those plans were delayed. In addition, once the Governor loosened restrictions making work possible, the weather then became a factor. However, local people present did observe some of the work that had begun on the Grist Mill including a new outdoor deck which Sved explained would be used for interactive and educational programs which Sved said, "will do a better job of telling the story of transportation in Indiana for adults and children."

There will also be a handicap accessible restroom in the mill which until now has not been open to the public.

Other upgrades and improvements outlined by Sved include interior painting, electrical alarm panels, refurbishing the primary entry making the mill 100% handicap accessible. New signage will also be part of the face lift for the site and will be installed "from locks to mill." Metamora participants addressed the issue with the water wheel.

CONTINUED ON PAGE 30

A - T & I SERVICE

For all your Agriculture, Lawn & Garden Automotive, Aluminum & Steel Trailer and Service or Parts needs
1414 Wise Road, Cambridge City, IN 47327
PH: 765-478-5917 Website: www.atiservice.com E-mail: sales@atiservice.com

- Country Clipper
- Honda
- Team Stihl
- Featherlite Trailers
- Diamond C Trailers
- Custom Made Hydraulic Lines

WE BUY GOLD

Paying Top \$ For Scrap Gold & Silver

Do you have any broken jewelry or old jewelry you just don't wear anymore?
We'll Turn It Into Cash Today!

Immediate Cash Loans on Secured Merchandise

Jensen's Pawn Shop
702 S. State, Greenfield, IN
7 Blocks South of the Courthouse
462-4721

Buying & Selling Gold & Diamonds, Tools Electronics & More



Different sizes of pellets. The pointed .177 lead pellets are 8 grains, the middle flat .177 lead pellet is 6 gr and the right .22 lead pellet is 14 grs. (Author Photo)



Still going strong, this old 880 still holds the power and it a great curve ball thrower. (Author Photo)

Random Notes from:
Prairie Wolf Gun Repair



by Marshall Smith

Gunsmith, NRA Life Member, Retired LEO

**Gray & Fox Squirrel season will
Open August 15th, 2020 and
Closes January 31st, 2021**

Summer is upon us as are the rodents and undesirable small critters like skunks or corn eating crows. They chew up everything and serve no real purpose in our lives other than to aggravate. Okay, they might have some other purpose under God's great plan,,,,maybe? When I was growing up we'd just take the trusty single shot 22 and just have target practice to get ready for squirrel season. When I was a young boy I hunted squirrels with a side hammer 12 gauge double barrel shotgun. That was pretty certain to bring a squirrel down but the number of buckshot in the meat was bothersome when eating a deliciously cook squirrel and bite into a pellet. Later I graduated to using a Winchester single shot .22 caliber rifle with iron sights and 22 shorts. That took care of the buckshot problem for

me but my father continued to use his 12 gauge. He was concerned with the .22 bullet endangering others in the area if he missed the squirrel and the bullet came down in a crowded area. Today many hunters use .22's with a scope for more accurate shot placement. Shots to the head of a squirrel are preferred as the wound doesn't damage the edible meat like a shotgun blast tends to do. Like my father before me I'm still concerned with the stray bullet getting away from the wooded area and causing harm to people or animals in the immediate area. I found that an alternative to the faithful .22 short, long, or LR is a pellet air rifle shooting .177 or 22 caliber pointed hunting pellets. Air guns have become more popular for hunting small game is the last few years after being spotlighted on some of the outdoor sportsman channels. Some break barrel air rifles do produce muzzle velocities around 1000 fps or greater with the .177 pellet. The .177 variety of pellets, both hunting and target styles, weigh about 8 gn (grains) for the pointed hunting pellets and 6 gn for the flat nosed target pellets. The .22 caliber pointed pellets are about 14 grains. The .22 cal pellet tends to carry more energy further than the .177 pellet but I believe either will do the job within their effective range. By effective range I'm considering a distance of no more than 10 meters or 33 feet for the .177 pellet. That's the distance used in air rifle competitions. Hunters have reported successful shots of 25 yards.

The accuracy of many of the quality air guns on the market make hunting with them more feasible. If you have never hunted with an air rifle then this would be a new challenge for many hunters as they are a single shot rifle. Hitting a squirrel in the head with an air rifle means that the shooter will have to be well aware of the limitations of his air rifle. The shot placement will have to be within a quarter

sized target to successfully take down a squirrel with a head shot. Even a heart/lung shot will have to be within a target area of a half dollar or at most a silver dollar. Now I know some of you youngsters haven't seen a silver dollar but it is about 1.5 inches in diameter while the quarter is about 1 inch in diameter. I have an old Daisy Powerline 880 .177 cal pellet/BB air rifle with a 4x Tasco scope. Its advertised muzzle velocity with ten pumps was right around 715 fps. I used it to make some tests on the accuracy of the air rifle to see if a cheaper old air rifle would be reasonably accurate and take down a squirrel. I tested both the pointed pellet and the flat nosed target pellet. At 30 feet both styles stayed within a 1" square with only an occasional flier. I increased the range distance and checked both again and found the pointed pellets did reasonably well at staying within 1 1/2 " spread. The flat nosed pellets were inconsistent and had spreads up to 4". Now keep in mind that was with an air rifle that has only a hint of rifling that may help the accuracy. Rifling in a BB/Pellet gun doesn't help a round BB fly straighter. Rifling in a BB gun just adds and additional spin on an already unstable projectile and like a well thrown curve ball, the BB will curve. Newer break barrel air rifles have good rifling and are much more accurate. But overall I feel that even with my old Daisy air rifle I could be successful in a squirrel hunt. I can attest that my Daisy Powerline 880 has successfully dropped pesky rodents at distances around 30 yards.

Most CO2 powered rifles and pistols are not considered to have sufficient power to hunt small game. The .25 cal air rifles are becoming popular and there are several models of repeaters in all calibers on the market. If you get out with your air rifle and harvest a few squirrels let me know. Send me an email with your results and I'll include it in

J D FARM SUPPLY
HOME • FARM • HARDWARE
9089 N. Center Rd. • Williamsburg

SEE THE VIDEO:
SCENIC ROAD VS. THE ROCK.

CASH/CHECK Only
(765) 886-5420
"Voicemail"
"Call our Voicemail for Hours & Directions to the store."

We Sell & Install Stainless Steel Liners & Chimneys

Installation Available!
breco ENERGY heco DS STOVES

Your roof is too important to trust to just anyone.
TRUST THE PROS AT HATZELL BROS.

HATZELL BROS.
STANDING SEAM SOLUTIONS, LLC

Specializing in Standing Seam Metal Roofs
Residential and Commercial • Several Colors and Panel Options

8649 W ST RD 67, Redkey, IN. 47373
Office
(765) 369-4067
Fax (765) 369-4071
email: hatzellbros@comcast.net

FREE ESTIMATES

EXCELL METALS

MANUFACTURER OF METAL ROOFING & SIDING • OFFICE: (765) 369-4067 • FAX: (765) 369-4071
E-MAIL: hatzellbros@comcast.net or Website: www.hatzellbros.com



Picture of Winchester's MP 4 CO2 repeating pellet/BB rifle. From their catalog. (Author Photo)



Winchester M 14 CO2 repeating pellet/BB rifle. Also from their catalog. (Author Photo)

an upcoming article.

Winchester has introduced a series of military style CO2 repeating pellet rifles. There is an Winchester MP4 style and an M14 style that reports about 700 fps muzzle velocities with BB's or .177 pellets. They also have on the high end, the 1400CS, a break barrel air rifle that reports a 1400 fps muzzle velocities with .177 alloy pellets. That would be good for hunting. There are many good air rifles on the market at this time and can give a lot of enjoyable evenings in the backyard shooting sports. Remember that safety always comes first and handle an air gun as if it is loaded. Keep it pointed in a safe direction when loading. Keep the safety on and your finger off the trigger until your ready to fire.

Quote of the Month

"No law ever prevented a crime." - Anonymous

That's all for this month. These notes are mine alone and do not represent the opinion or position of anyone, just me. If you have a question or a comment on guns, gunsmithing, gun rights, or, would like to just make a comment email me with your comments at PrarieWolfGuns@gmail.com. I'll try and answer your questions as best I can and some answers may be included in this column.

Remember, B SAR (Be Safe, Be Aware, Be Responsible)

Marshall Smith
 Owner/Gunsmith
 Prairie Wolf Gun Repair
PrarieWolfGuns@gmail.com

Misfires & Snags



by Dan Graves

A BIRD WITHOUT FEATHERS

Over quite a few years I spent a number of hours flogging around in mechanical birds, some of them sleek and well maintained, while others could only be described as airworthy, maybe. Prior to finally developing a basic intelligence quotient, I never gave a second thought to climbing into anything that had AIRPLANE painted in 12" letters on the fuselage. Some of those things, contrary to popular notions, used to be marginally capable of getting off the ground, spending a little time in the air without losing too many vital parts, and then returning with a greater than 50% chance that a tire hadn't gone flat in flight.

I'm not talking about old bi-wingers made of wood, tissue paper and piano wire. Besides being a little before my time (that's a long time ago), those things looked like they could spontaneously combust for no reason whatsoever. All I saw when I looked at one was Snoopy sitting on his dog house, his flying goggles in place and his scarf flying in the breeze. The type I started in were constructed in the late forties and early fifties and were considered just short of antique even then. They were equipped with such luxuries as wings, a tail section, and what sometimes passed as a working engine. In spite of lurching around in these airborne Edsels, I had no stories of terror or heroics until I met a former military pilot shortly after I had purchased a plane of my own. I had made the acquisition but until I had completed a few hours of training in it (this type had a reputation for being a little tricky to fly), it was left at the airport where I bought it.

Hanging around at my home port one day, I met a gentleman who as a former MATS pilot, seemed like the type around which John Wayne movies were made. He expressed a desire to see my new toy and offered to fly us to the neighboring airport to see it. I quickly agreed and we walked to the hangar where he kept his craft, one that I soon nicknamed the PIGEON CRAPPER SPECIAL. Rolling it from the hangar I first noticed that it was devoid of any but the most minor semblance of what once must have been paint. In its place was an accumulation of bird dropping (hence the name) that gave it the appearance of having been the target of every feather covered thing on the airport.

By all outward appearances it was a Cessna 337 Super Skymaster, a twin engine thing with one

engine attached to the nose and the other at the rear of the fuselage for in-line thrust. Normally referred to as "push you, pull me" or "the poor mans P-38, it's normally a very good aircraft. I stood with my hands in my pockets as MATS did the customary walk-around, inspecting the craft and swatting at flies. I had a few questions to ask. "Uh, how many times was this thing shot down in the war and were you ever captured by the Germans". He shot me a cynical glance and asked if I wanted to see my airplane or not. Reluctantly, we climbed in (Judy, I, and our cocker spaniel) with Judy taking a seat next to a crate of batteries. "Why are the batteries in here?" I asked. "Easier to get to . Have a few problems with them once in a while".

After struggling into the air and while I was wondering what he meant by "a few problems", the dog threw up. Muttering under my breath, I sympathized with him and vowed to add my bit if this kept up much longer. While enroute, I took my hands away from my eyes and watched as we scattered pigeon droppings off the wings onto the fields and towns below. I envisioned someone on the ground feeling the dreaded plop on their head and looking up to see a twin engine pigeon overhead. After landing and looking over my pride and joy, we climbed aboard the PC Special and made a failed attempt to start it. Seems the batteries had gone dead when we turned our backs on it. A ground unit (the aviation term for jumper cables) was plugged in and we were soon clanking down the runway for the return flight, the cockpit reeking of a combination of aviation fuel, smoking batteries, pigeon dung and dog upchuck.

For the following years I did the flying, hiring on as a passenger only on those aircraft with TWA or Delta on the tail. Then, my opinion of the John Wayne type was altered forever. An invitation from another pilot to ride along left me with mixed emotions of wanting to experience his aircraft and the memory of a flock of birds hovering around a hangar, waiting for their outhouse to return. Knowing this man's reputation as a conscientious flier I accepted with no reservations. The airplane was a 1946 Taylorcraft and was equipped with the required wings, tail, engine and little else. The pilot was not burdened with such trivia as radios or navigational instruments; only those gages that are necessary to tell him to keep the blue side up and the green side down. The fuel gage was a wire on a cork with the wire visible in front of the windscreen to indicate the level of fuel in the tank. This was real flying. After being shoehorned into the tiny cockpit and starting the engine by having it hand propped, we were soon taxiing to the active runway. Takeoff: Throttle full forward, lift the tail and gain speed; engine noise making conversation nearly impossible; lift off and climb to 4000 feet.

For the first time in years I rode as a passenger and watched the panorama below unfold into a vista of patch work quilt fields with roads as the seams. The various shades of green and brown from the parched fields faded into a hazy horizon as I didn't have to worry about being in control, just a carefree passenger. As anyone who has flown for a period of time, there were moments of bliss and others that made you wonder if you mama raised an idiot. Well, at least it sure beat hunting alligators for a hobby. ■

Handguns, Rifle, Shotgun Repair, Cleaning & Inspections, Scope Mounting & Bore Sighting, Refinishing and Gunsmithing Services

You can ship your gun directly to PWGR. Call for shipping information. Local Pickup & Delivery of Your Gun Available

For Information or to Set an Appointment Call

765-914-2781

6151 Turner Road Richmond, IN 47374
PrarieWolfGuns@gmail.com
 FFL 4-35-177-07-5C-04489

Indiana Outdoors



by Joe Martino

Look to local streams for summertime Angling opportunities - and more!

Fishing and serenity make streams the perfect choice

Barely into my retrieve, the small crankbait came to an abrupt halt as if being smashed by a locomotive. One swift hook set later and the surface of the once tranquil stream exploded as the chunky smallmouth leapt from its waters. Upon releasing the fish, I asked myself why it has been so long since I last fished one of the many tranquil streams that dot our landscape. I then told myself that it would not be as long between trips before I ventured out into a local stream or river again. This all took place just a couple weeks ago and, as usual, work and family commitments – or poor weather– have prevented me from making a return trip as of yet.

I have often stated that some of our areas less utilized resources for outdoor activities are the many streams and creeks that course their way through its landscape. Well, after holding onto this belief for many years, I have since changed my mind as more people have discovered just how useful and enjoyable our local waterways can be. Although outdoor recreation on streams and rivers has gained in popularity, making it making it difficult at times to find a stretch to yourself in some places, these flowing paradises can still offer great angling opportunities.

Ever since I was a child growing up, my friends and I would often head down to one of the local creeks, fishing gear in tow, in the hopes of catching some smallmouth bass and rock bass. Back then, honestly, all we really caught were dozens of small creek chubs but they kept us entertained at the time and kept us coming back.

As we got older and learned a few more things about fishing, the smallmouth bass and rock bass began to appear on the end of our rods and we soon realized what hidden treasures our local streams possessed. They were close to home yet seemed a million miles away with their breathtaking beauty and serenity. The quality of fish that we began to catch improved as well.

The reasons for the spike in popularity of our local streams has been for good reasons. This is for good reasons. They offer excellent fishing and wonderful nature viewing opportunities. Add to this that many of our meandering streams are canoe and kayak friendly, and it becomes clear why more people are utilizing them.

Smaller streams and rivers lend themselves nicely to wade fishing their gently flowing waters. Although floating down them in a flat-bottom boat,



The author's son, Nicholas, with a trophy smallmouth bass he caught while fishing a local stream. (Author Photo)



Breven Sanford holds up a nice smallmouth bass he caught recently from a local stream. (Author Photo)

canoe or kayak is a very popular method. Larger, swifter rivers are usually best floated.

Besides the great fishing that most streams offer, they are usually easy to get to and don't require loads of expensive gear to fish. With a simple handful of small spinners and crankbaits you have all you need to enjoy success. When wading, however, you will need permission if on private property. This is a very important fact that many people do not consider.

So, what does all of this mean? To help explain this in more detail, here is how the Indiana Department of Natural Resources distinguishes between navigable and non-navigable waterways and how the law pertains to each:

Where can I paddle?

All public freshwater lakes are open to paddlers. So are many streams, but the laws are more complicated.

Indiana rivers that have been designated by statute as "navigable" are open to paddlers. "Navigable" rivers and their riverbeds are held in trust by the State of Indiana and can be used by the public.

On streams that do not have a navigable designation, the bed remains in private ownership, but the public may use the surface of the stream for paddling. This means that if you must exit your canoe or kayak in order to portage a log jam, etc., at that point you are trespassing. Although most landowners do not seem to enforce this law and tend to be lenient so long as you are doing so only to get your craft back into a state where you can float, however, they can enforce it if they choose.

What does navigable mean?

The traditional law of navigability in Indiana says that a river is navigable if it could have been employed for commercial boat traffic when Indiana

became a state in 1816.

In Howard County, there are no navigable creeks or rivers.

Always play it safe when fishing streams and rivers. If wading, consider using a wading staff. Besides offering support and stability when walking on the streams uneven bed, they can also help you detect tripping hazards such as rocks or holes before you step into them. If floating, be sure to wear proper floatation devices.

So, as many people have already figured out, consider our local streams the next time you feel that itch to get out and enjoy nature. ■

Martino's *Inside Dining or Carry-Outs*
 = *Italian Villa*
 Restaurant & Lounge

"Homemade Goodness In Every Bite"

Real Italian Pizza • Full Menu

- LASAGNA
- PIZZA
- STEAK
- SPAGHETTI
- SANDWICHES
- SEAFOOD

11AM - 10PM MON - THURS 11AM - 11PM FRI & SAT

765-457-9181

1929 N. WASHINGTON • KOKOMO, IN

CABINET FACTORIES OUTLET OF RICHMOND




SEE US FOR:

- Cabinets By Schrock • Countertops (Granite & Formica) • Sinks & Vanities
- Discount Room Cabinets \$69.00 or less • Free Estimates • We Deliver
- 633 South H Street, Richmond, IN 47374 - 765-966-3875

Hrs: W-F 10 am-5 pm / Sat 8 am-Noon; Closed Sun-Tues - Website: cabinetoutletofrichmond.com

Joe's
 All Natural Beef Jerky



Joe Martino
 Direct: 765-434-8598
 E-mail: joe@eatjoesjerky.com / Web: www.eatjoesjerky.com
 2378 West 350 North, Kokomo, IN 46901

Fishing Lake Michigan



by Capt. Mike Schoonveld

EXECUTIVE ORDER PRODUCES A HIT AND A MISS

Recently, President Trump signed an Executive Order aimed at increasing U.S. seafood markets. It's a part of his "America First" ideology, since a large portion of the fish, shrimp and shellfish sold in the USA are imported from foreign companies. The plan addresses doing this in two ways and while recreational fishermen would benefit in one of those



Growing fish on farms is the best way to meet the demand for seafood on a global basis. (Author Photo)

ways, they are just as likely to be negatively impacted by other sections of the order.

Around the world, lots of people enjoy eating fish and other seafood on a regular basis. That demand is met from three sources. Some people, like me, catch their own fish to eat. Most people don't. Increasingly, the fish, shrimp and shellfish heading to seafood markets are reared in aquaculture facilities - almost half. The rest is pulled out of the world's lakes, rivers and oceans.

According to a statement from the White House, the "Executive Order on Promoting American Seafood Competitiveness and Economic Growth" instructs federal agencies to expand sustainable seafood production in the United States, including: Furthering more efficient and predictable aquaculture permitting processes and by accelerating regulatory reform to maximize commercial fishing. Basically, the EO hopes to increase the amount of fish harvested by fish farmers as well as by America's commercial fish catchers.

Can that be done? From the standpoint of increasing the amount of seafood produced by aquaculture, it can definitely be done. Compared to other types of farming in the USA, fish farming is minuscule, but growing. It's growing much faster in other parts of the world and already foreign-sourced, farm-raised seafood such as salmon, tilapia, shrimp and other seafood products are common here in the USA.

Easing the permitting processes and other regulations to encourage more aquaculture ventures in the US could be key. World wide, almost half the fish, shrimp and shellfish heading to seafood markets are reared in aquaculture facilities. The rest is pulled out of the world's lakes, rivers and oceans.

Can the catch of wild fish, harvested from public waters be increased, as well? Much less likely. The problem with this is more complex.

First, most stocks of commercially important wild fish are barely sustainable under the current regulations, at best, and many species are over fished, despite regulations currently in place. There's a reason the tuna caught on the Wicked Tuna TV show are worth thousands of dollars each. It's because they are rare - much more so now than they used to be.

There's a reason decades ago in all the Great Lakes states almost all commercial fishing was banned or severely curtailed. Some of it was to reduce conflict between recreational and commercial fishing. Much of it was because of the recognition that commercial fishing was not sustainable. In the decade after World War II, lake trout were eliminated from the lakes when nylon gill nets were invented and used. Blue walleye in Lake Erie were exterminated by commercial fishing. Lake Michigan perch stocks were over-exploited by commercial operations in Indiana, Illinois and Wisconsin and have never recovered.

While the EO may promote aquaculture in Michigan and the rest of middle America, it's not likely to affect commercial fishing in freshwater. Just the opposite could occur along America's coasts.

There is the potential for NOAA Fisheries to interpret this order as encouraging increased use of destructive commercial fishing gear such as long-lines, gill nets and trawls. This would be a tremendous step backwards for marine conservation. While federal law attempts to protect fish stocks from over fishing, it has a poor record of success. Concern exists that requiring fishery managers to increase production may come at the expense of conservation and recreational fishing.

With rare exception around the world, people and governments realized the commercial harvest of wild animals was not sustainable. For the most part "mar-
CONTINUED ON PAGE 21

CAPTAIN MIKE SCHOONVELD
AFFORDABLE LAKE MICHIGAN SALMON FISHING IN INDIANA
FOR 1 TO 4 PEOPLE
Tackle Furnished, Fish Cleaned



www.brother-nature.com



Brother Nature Charters
1-877-SALMON-5

STEVE'S MARINE



AT BROOKVILLE LAKE • 765-458-7527

1156 WEST DUNLAPSVILLE ROAD., LIBERTY, IN



Marcia Frame with a topwater smallmouth she caught at Brookville Lake on June 6, 2020. (Author Photo).



Bowi Frame, age 10, took this Tom turkey during youth season 2020 with a 20ga shotgun in Wayne Co. (Author Photo)



Thirteen year old Joseph Garden took this turkey on May 1, 2020 with a 12 gauge shotgun in Union Co. (Author Photo)

Catching Takes Lots of Practice



by Tyler Frame
Frame's Outdoor

Throwing Topwaters

We are well into summer now and shad are showing up in bunches all over our home water of Brookville Lake. This is one of our favorite times of the bass fishing year. The spawn is over and the bass are starting to target schools of shad on the surface. Having a good medley of topwater

lures is very important during this season, because most of the bait (shad) is very high in the water column as well as their predators.

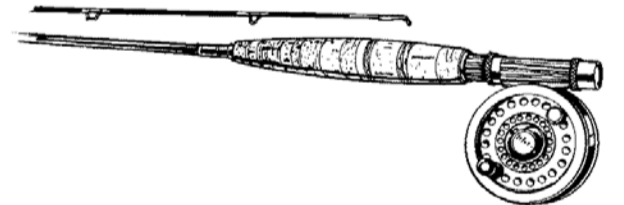
The key element of a topwater lure is sound. Every type of lure makes a slightly different sound and that is what the fish key in on, for instance, these baits can: zip, pop, spit, plop, buzz, chug, rattle and walk and the fish can be so finicky that they will only be attracted to one particular sound. It's important to have a selection of topwater lures that make different sounds and we are always adding new lures to our tackle box to try to keep up with the changing appetite of the fish.

As you know there are a plethora of different types of topwater baits to choose from and many are expensive to buy. So, how do you decide what to buy without shelling out too many frog skins? Try to have as many different types of lures as mentioned above, but where you can save money is by minimizing colors. Try to keep lure color selection simple. Don't get caught up standing in the tackle store aisle asking yourself, "Do I want the shad color with purple on the back and a yellow stripe down the side?" or "Do I want the blue on the back with silver glitter on the belly?" A lot of these color variations are there to catch fishermen and not fish so keep it simple. We feel the sound and size of the bait is more important any-


way so pick something light, dark, or in-between. A popular color now is off-white or "Bone", which seems to be a good all around color. If you're unsure of which to buy - go with bone.

Our most favorite topwater lure is the "walk-the-dog" bait. We will have different versions of this bait tied on this time of year with all of them being similar in color but different in size and sound. For example, we will have a big spook without a rattle, a medium spook with a rattle, and a medium spook that "pops" and "walks" at the same time. It has been our observation that highly pressured bass, like the ones that live in Brookville, can be very picky and anglers need to continually mix it up to find the right recipe. If you focus on the differences in sound and simplify your color selection we believe you will be a more successful topwater angler.

When fishing topwater we are always using a medium action rod with a very soft tip. We don't need to set the hook but try to get the hooks to stick to the fish like Velcro without ripping them loose and a soft rod will do that. When fishing with walk-the-dog style baits we always use braid without a leader because it cast longer distances and makes walking the lure very easy because of the lack of stretch. Braid is an awesome tool for everyone, but especially for a beginner learning to walk a lure on the surface.




Left to right Tyler, Bowi, Marcia and Emery Frame who is holding a largemouth bass she caught on a very windy day on Brookville Lake. (Author Photo)



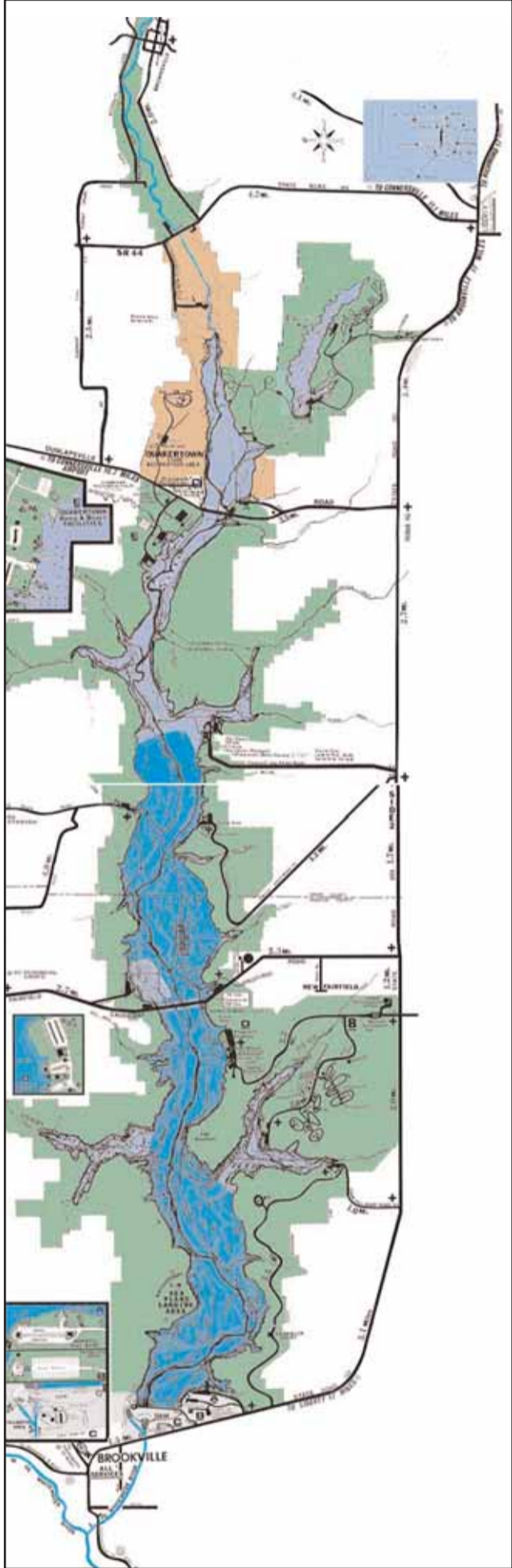
Frame's Outdoor
Fully Stocked Outdoor Store

- Fishing, Hunting, Camping
- Rifles, Shotguns, Handguns
- Clothing, Boots, Gun Safes



855 S. St. Rd. 101 Liberty, IN 47353 765-458-7227
Email: framesoutdoor@aol.com Web: frames-outdoor.com

THE JEWELS OF THE WHITEWATER VALLEY THE BROOKVILLE LAKE & THE WHITEWATER MEMORIAL STATE PARK



Brookville Lake, Bonwell Hill Overlook. From this vantage point you can see the Dam, Access Tower, looking north up towards the Thumb, the Mounds Beach, Fairfield Causeway, Dunlapville Causeway and the Whitewater Memorial State Park. (Author Photo)

The Whitewater Valley Plus 9

What is "The Whitewater Valley Plus 9" anyway?

Well in a nutshell it is my new area where residents and visitors alike can pick up The Gad-a-bout in a reduced distribution area. In the past I've delivered The Gad-a-bout far and wide in Indiana and at one time even venturing into parts of Ohio, Kentucky, Illinois and Michigan. Since then I've gotten a wee bit older and have shrunk my distribution area over the years now to "The Whitewater Valley Plus 9". Which is explained this way. The Gad-a-bout will now be distributed in The Whitewater Valley plus the Nine counties that border The Whitewater Valley. The counties that I consider make up The Whitewater Valley are Wayne, Union, Fayette, Franklin, Part of Rush and Henry counties. The Plus 9 counties are Randolph, Delaware, Madison, Hancock, Shelby, Bartholomew, Decatur, Ripley and Dearborn. The Ohio counties to the east I may consider adding in the future.

I may be fudging a little bit on the size, but I'm okay with it.

On the following pages are photos of all the Ramps on Brookville Lake. The large map of Brookville Lake at the left illustrates all the ramps and facilities on Brookville Lake. A large version of this map can be purchased at Frame's Outdoor, Parkside Marine and More, Dave's Triangle Baits and Jay's Midlake Restaurant/Bait Shop for \$2.00.

The reason I entitled this article The Jewels of The Whitewater Valley The Brookville Lake and the Whitewater Memorial State Park is self evident if you traveled around The Whitewater Valley area which can be seen by going to page 2. I have a map I've been working on for the past three months and it isn't completed yet. I'm still adding hidden jew-



Bonwell Hill Ramp (Author Photo)

Why Cook Tonight, When We'll Deliver It right?
\$2.00 OFF ANY 16 INCH PIZZA
 BRING THIS COUPON

Pizza King
 Good to the Very Edge!

DINE IN
 CARRY OUT
 DELIVERY
 (765) 458-5775

Hours: Sunday thru Thursday 10:00 am - 10:00 pm
 Friday & Saturday 10:00 am - 11:00 pm

201 NORTH MAIN STREET - LIBERTY, IN 47353

Woodruff's Supermarket

10 South Main St., Liberty, IN

Full Service Meat Department
 Produce, Dairy, Groceries & General Merchandise

Hours: Monday thru Saturday 6 am - 9 pm / Sunday 6 am - 7 pm

BAKERY - DELI - IN STORE PHARMACY

Donuts, Cakes, Cookies, Pies, & Rotisserie Chicken

"Get Everything You Need At One Handy Location"


Call Us At 765-458-6213
www.woodruffsupermarket.com



SilverCreekRamp. (Author Photo)



Quakertown Ramp (Author Photo)



Hanna Creek Ramp. (Author Photo)



TempletonRamp (Author Photo)



Treaty Line Ramp. (Author Photo)



Silver Creek Ramp. (Author Photo)

els to the map. I want everything that is available for the hunters, fisher persons and everyone else to know what is available for them to do or experience if they live here or are visiting this area for the first time. We live in probably one of the most interesting areas of the Midwest. If you don't believe it, don't miss any of the upcoming issues of The Gad-

a-bout, you will be reading about all things that people are interested in doing outdoor and indoors for that matter.

One thing that I've been doing lately is giving some of my readers an opportunity to like, I had way back in 1972. If there is something you have an itch or a desire to write about that you do in the outdoors

or similar thing contact me. To me there is nothing more interesting then reading the thoughts and ideas of a budding outdoor or indoor writer for that matter. I've heard too many times from outdoors or indoors people say. "I can't write or I wouldn't know what to say or I don't have a college education." Writing is easy, all you have to do is sit down

JAY'S MIDLAKE
RESTAURANT/BAIT SHOP

- Minnows • Crawlers
- Red Worms • Wax Worms
- Fish Cleaning Station

Coffee & Breakfast Sandwiches
1908 W OLD 101 RD LIBERTY, IN
On your way to the Fairfield Ramp

OPEN DAILY @ 6:00 A.M.
765-458-7554

Stop in for Updated Fishing Report
Dine-in • CarrYouT
PuLLeD PorK • PiZZa • WinGs
Hoagies • sMoKeD ChiCken saLaD

Check Us Out On Facebook

LP GAS

MasterCard VISA DISCOVER

DAVE'S TRIANGLE LLC
GUNS & AMMO • BAIT & TACKLE • FISHING & HUNTING SUPPLIES
ICE • SNACKS • SOFT DRINKS • FIREWOOD
"PIZZA & SANDWICHES - LOCAL DELIVERY"

BOAT STORAGE

HOURS: 7:00 AM - 5:00 PM DAILY
Hazel & Dave Wilcox Jr
2955 S. Old Dunlapville Road
Liberty, IN 47353, 765-458-7106



Fairfield Ramp (Author Photo)



Garr Hill Ramp. (Author Photo)



Egypt Hollow Ramp. (Author Photo)



Dunlapville Ramp. (Author Photo)



Mounds Beach in June 2020 (Author Photo)



Quakertown Fishing Pier and Quakertown Buoy Field. (Author Photo)

DAIRY COTTAGE RESTAURANT
(765) 647-5451



Home Of Flavor Rich Fried Chicken

Complete Line of Sandwiches, JoJos, Fries, Mozzarella Sticks, Onion Rings, Etc.
LARGE SELECTION OF ICE CREAM, SHAKES, SUNDAES, CYCLONES
 1116 Main St. Brookville, IN 47012
 Est. Oct. 02, 1958




BARTON'S
BAY BOAT & SELF STORAGE

765-914-5118

**-INDOOR-OUTDOOR-PERSONAL-BOAT/RV-
 -MINUTES FROM BROOKVILLE LAKE-**



Whitewater Memorial State Park beach. The beach house is being remodeled. The shower stalls and restrooms are all ready for use, they are very modern. (Author Photo)



Just one of the Whitewater Memorial State Park Family Cabins. (Author Photo)



The Saddle Barn has a new access road you turn right at the next road after you cross the horse trail, follow signs. (Author Photo)



The campground has all new showers equally space throughout. (Author Photo)

and write about something you know or investigate what you don't know and find out about it. I've been writing for around 48 years without a college education or any writing courses. You want to do something, just do it! Of course now, I have to be honest all those other things are good - the only problems I've experienced is sometimes learning my way can be a little painful at times, but what good would life be if it wasn't a little bit interesting now and then.

I've been writing about The Whitewater Valley since 1972 when I asked Victor Jose (Vic) who published the Graphic in Richmond, Indiana if I could write some articles about the outdoors and if he could put them in his paper. Vic told me he would give me a try, but it wouldn't be on a regular basis, he would use them when he had the space. I appeared in the July 27, 1972 issue of the Graphic Press. I appeared off and on until July of 1973 when I began publishing The Whitewater Valley Gad-a-bout, which only lasted five years when I gave that one up and went back to writing for other newspapers, magazines and worked a steady job like everyone else. Then in April 1990 I began The Gad-a-bout and here I am 30 years later as of April 2020 still publishing The Gad-a-bout. April was the last one I printed due to Covid-19. The May and June

issues were only available for the public to read on my website.

But with this issue I'm hoping to turn over a new leaf, hope you like it. If not send me an e-mail, letter, call, all that information is available for you on Page 3 of The Gad-a-bout.

That reminds me of something. There's something I would like to know from my readers.

I haven't asked the readers if The Gad-a-bout is really interesting to read or not lately.

Well is it?

What do you like about The Gad-a-bout?

What don't you like about it?

Do you have any suggestions on how I can make it better?

I would really like to know if it is liked or not. Of course if for nothing else I have provided several



Sail Boat Marina docks are closed, the Ramp is open. (Author Photo)

readers and a couple of relatives with a way to start their wood stoves. I always have some issues left over and have given them to folks who have used them to start their wood stoves, fire places and maybe some uses I haven't heard of yet. I've got copies of everything I've ever written since 1972. ■

BERTCH'S HARDWARE & RAMEY PLUMBING

HARDWARE
PAINT
PLUMBING
ELECTRIC

51 W. UNION ST. LIBERTY, IN 47353
PH: 765-458-5512

Like a good neighbor
State Farm
is there®

CARL SHARP
27 W. Union St. Liberty, IN
458-5574 or
800-974-5574
www.carlsharp.com

State Farm
State Farm Insurance Companies
Home Office
Bloomington, Illinois

"ACROSS FROM COURTHOUSE"

HOURS:
Tues - Sat
6 am to 1 pm


Sundays
6 am to 1 pm

Home Cooked Meals
Dine-In or Carry-Out

LIBERTY RESTAURANT
7 West Union St., Liberty, IN 47353
765-458-5223

VISA MasterCard

Blue River Outdoors



by Steve Dake

Homemade Baits For Common Carp

With the fishing season upon us we have a lot of customers who like carp fishing for fun. Most people use Wheaties ball or package dough bait. Here are some of our customers favorite home-made bait.

When fishing for carp, many anglers bait their hooks with sweet corn, flavored dough balls, or "boilies." Every serious carp fisherman has his own special formula that he swears by. Here are a few recipes to try:

Carp Recipe #1

- 1-1/2 cups yellow cornmeal
- 2 heaping tablespoons quick-cooking oatmeal
- 1 level tablespoon sugar
- 1 cup cold water

Stir together water, sugar, oatmeal and one cup of the cornmeal. Place the mixture in a pan over a medium hot fire, stirring constantly for five to seven minutes until the dough works up into a stiff ball. Remove from heat and sift in remaining cornmeal, working it into the mixture well. Place resulting dry dough on a paper and thoroughly knead it. Allow dough to cool or it will sweat and soften when wrapped up. If too much sugar is added the dough will be sticky; if not enough, the dough will not be rubbery.

Carp Recipe #2

- 2 cups flour
- 3 cups white cornmeal
- 1 cup sugar
- 2 egg whites
- 1 cup cold water
- 1 small box anise seed

Sift flour, cornmeal and sugar together in large mixing bowl. Beat egg whites and cold water in another bowl until you obtain a smooth mixture and then add anise seed. Add egg mixture to dry ingredients and stir to an even consistency. Add a

bit of flour and cornmeal or a little water as needed to obtain a stiff dough. Flatten this mass to about 1-1/2 inches thick, place it in a cloth sack and tie it with string. Drop into boiling water to cook about three minutes on one side and turn to cook three minutes on the other side. Lower fire and simmer for 15 minutes. Remove dough from water and sack and allow it to cool on a piece of paper. Then work the dough thoroughly with your hands and put it back in the cloth bag for storage. It will keep indefinitely in the refrigerator; the older it gets, the better. If dough gets dry, a little moisture on the fingers will work it back to the right consistency.

Carp Recipe #3

- 1 cup yellow cornmeal
- 1 cup flour
- 1 teaspoon sugar
- 1 quart water
- 1 cup Karo syrup

Mix cornmeal, flour and sugar with enough water to form a heavy dough. Roll mixture into balls about the size of a nickel. Bring water and Karo syrup to a boil and drop in some of the dough balls. Boil for two or three minutes, being careful not to put in so many balls that they stick together. Remove the cooked ones and continue process until all balls are cooked.

A variation of the above recipe eliminates the syrup from the water and adds a tablespoon of vanilla extract to the dough mixture. The dough balls will be done when they bounce when dropped on a hard surface. Prolonged exposure to open air will dry them out and cause crumbling, but be sure to let them cool before sealing them in a jar or container.

Carp Recipe #4

- 1 box bran flakes
- 3 ounces grated longhorn cheese
- 5 tablespoons honey
- water
- flour

Crush bran flakes. Add cheese, honey and enough water to make mixture the desired consistency. If too much water is added, use flour to stiffen mixture.

Carp Recipe #5

- 1 cup flour
- 1 cup cottonseed meal
- 1 cup cereal
- 1 cup oatmeal
- 1 cup molasses
- 1 cup water
- 1/4 cup vanilla extract

Mix cereal, oatmeal, molasses, vanilla and water. Blend thoroughly and add this wet mixture to the cottonseed and flour mixture. Knead until the right texture is achieved.

Let us know if you try any of these and how they worked for you. Also send us some of your pictures.

Good luck fishing.

The Gun Den News

The Gun Den has a large selection of firearms in stock for you to look at or visit our website at thegundenonline.com for specials. We buy or do consignments on large firearms collections. We have lay-a-ways.

The Gun Den have a Shoot now Pay Later program. We have financing for our firearms and accessories. Come in and check it out.

We also do fundraisers for organizations or any reasons to raise funds for the need. Call (317) 398-3852 for more information. We can help you raise hundreds to thousands of dollars for your group. We are located at 337 Roosevelt Dr. Shelbyville In. 46176

Now is a good time to give your personal and hunting firearm a good cleaning and inspection. We here at The Gun Den will clean and inspect it for you to keep it in top working order. Price vary on what needs to be done to it.

We also do written appraisals for personal and insurance purposes with pictures and information about the firearm.

The Gun Den also does hydro dipping which is putting a pattern on an object like gun stocks, 4-wheeler & auto parts, and anything that can be submerged in water. Price vary on size and what type of object.

Till next month we at The Gun Den would like to thank everyone for their business and support. ■

Roaming The Outdoors

CONTINUED FROM PAGE 6

be held July 3-5 on the Court House Square in downtown Liberty. See complete details on Page 22-23. I hope to see all of you there, it's a lot of fun, one July 4th event you don't want to miss.

VERSAILLES STATE PARK

In 1906, F. Hale and Lizzie Bradt, with children Wilbur, Mary, and Paul, moved into a log house on what is now part of Versailles State Park. Hale had recently accepted a position as school superintendent in Versailles. The farm included acreage to supplement Hale's school income.

The region's landscape was once a solid forest canopy. Although farmers cleared most of their land, they always left remnants of those forests in the form of woodlots. Woodlots provided necessities for the family.

Fuel: Early homes were heated with wood. Stoves for cooking were also fueled with wood. Having a sustainable supply of wood was important.

Game: Small game such as squirrels, rabbits, raccoons, opossum, and groundhogs lived in the woodlot and were hunted for food.

CONTINUED ON PAGE 25

THE GUN DEN



Buy - Sell - Trade

FOR ALL YOUR OUTDOOR & HUNTING NEEDS

WE NOW HAVE LIVE BAIT

A Large Selection of Kimbers in Stock

ALL LONG GUNS ON SALE

We do special orders and layaways

337 Roosevelt Dr. Shelbyville, IN 46176

(317) 398-3852

CHECK OUT OUR WEBSITE AT www.thegundenonline.com



Best STOP Auto Care 2 Salisbury Rd., Richmond, IN

Complete Auto Service

"Work at a price thats fair from people who care"

- Tune-ups
- Brakes
- Transmissions
- Major engine work
- Cooling system service
- Towing

Courteous, Friendly Service
Questions? Just Ask! We're Here To Help!
Pick up & delivery service available

CALL US TODAY

765-935-3849







Toy corn picker found at rodeo grounds in South Dakota. Toy cars and trucks are common finds.



Boy scout neckerchief slide from a farm campground. Several scout items found here. (Author Photos)



Assorted Civil War relics found in southern states. Lots of bullets and buttons located in these areas also.

Outdoors



With Rich Creason

Metal Detecting — Bad News and Good News

For over 40 years, I have thought metal detecting is one of the best hobbies I know. Like most of my other activities, it's done outdoors. It can be done year round as long as the ground isn't frozen. It is suitable for almost any age from 5 to 95. It is the only hobby I know once you purchase your original equipment, every time you use it, you actually make money. Fishing, hunting, golfing, bowling, etc., cost more every time you engage in it. The only money I spend detecting is to buy new batteries.

But, there is a lot of bad news associated with detecting, especially this year. A lot of my detecting is done in yards over 100 years old. I drive down the street, see a nice old house and wonder what has been lost in that yard over the last century. All I have to do is go to the door and ask permission to search their property.

Often, people look at me like I'm crazy and slam the door. Others say they guess it would be OK. A few tell us they are interested in detecting but have never done it and could we show them how. Unfortunately, it's hard to knock on a door right now with a mask on and get any kind of positive response.

Another great place to detect is in farm fields. Old plat maps (on the computer or in the library) show where house sites were back in the 1800's. Now, those sites are under corn or beans. These fields can only be hunted before planting season or after harvesting. And, you still have to talk to the landowner for permission.

For decades, we have enjoyed attending paid hunts. This is where a club puts on a treasure hunt. The entrants pay a fee and the huntmasters bury old coins and metal tokens with numbers good for a variety of prizes. The participants line up around a large field, wait for the starting gun, then, start searching. Anything you find, you keep. Usually, there are three or more of these hunts a day. The entire event might be for one or two days, but occasionally can be a week. Thanks to "social distancing", many of these have been canceled this year. Our week long hunt at Starve Hollow State Recreation Area in late July has already been scratched. A Memorial Day hunt in Ontario which we usually attend was closed. Almost all these events through June have been canceled. Several summer hunts are on the fence. Some which are still scheduled are at a distance further than we usually like to travel to attend one of these hunts.

But, there is still some good news on the detecting front. First, I have two new machines to try this year. I just acquired a Minelab Vanquish 540 and a Minelab CTX 3030. The Vanquish is a super detector for a beginner or someone on a tighter income. It will do almost anything an average detectorist needs. It's easy to use and will find coins, jewelry, relics and more.

The 3030 is a more advanced machine with a higher price tag. I am still trying to learn everything it does. I carry the 80 page owner's manual with me when hunting in case I have to refer to some detailed procedure. When I learn to use it properly, it should be my "go to" machine. I'm not sure, but for those of you who watch "Curse of Oak Island" on TV, Gary Drayton on the show looks like he is using a Minelab 3030.

While it's hard to get new permissions to search yards, I have a lot of places I already can go. Some I have partially hunted while others are new for me. A phone call to the owner asking them if I can still search their property and I am good to go. As of now, I think I have permission to hunt around 20 different properties which are over 100 years old. I just have to find time and decent weather. But, I'm still looking for more to add to my list.

While many of the paid hunts have been canceled, the seven day Treasure Week in Pennsylvania is still on. We may drive over and spend two or three days hunting there. A one day hunt in Kentucky is still scheduled in September and we are checking for others. Civil War relic



Owners manual for Minelab CTX 3030. 80 pages. Extremely detailed. (Author Photos)



Minelab CTX 3030. High end machine. Does about everything except dig the target. (Author Photos)

hunts are later in the fall and may still be open. Due to the great weather this spring, many of the farmers got crops in early. That means maybe an earlier harvest and we can start detecting the fields again. Older coins are common finds if an old home site was in this field many years ago.

While our May trip to Florida was canceled, we may be able to go there later this year. If we do, I will be spending some time detecting on the beach. After spending so much time inside the last several months, sand, sun, water, and lost jewelry sounds good to me.

We are tentatively scheduled to go to resorts in Minnesota and Ontario this summer. The Canada

THE OLD CLOCK SHOP



Clock Sales & Repair / New & Old Clocks
 We Sell New & Rebuilt Cuckoo Clocks
 Trade In's are Also Welcome
 320 South Ash Street
 Centerville, Indiana 47330
 (765) 855-5511
 E-mail: yeoldclockshop@yahoo.com
 BILL SENTERS & LARRY HENSLEY



Justin
 Double-H • Rocky 

Shoe Repair Available

MILROY SHOES
 9214 S. State Rd. 3, Milroy, IN 46156
 Mon-Thur 8 - 5 / Fri 8 - 6 / Sat 8 - 3 / Closed Sun
 (765) 629-2109



RIHM INC.
 CAMBRIDGE CITY INDIANA 47327 **FOODS**

CUSTOM HOG & BEEF PROCESSING
 "Venison Sausage and Hams"
 Custom Curing
 Hickory Smoked Hams & Bacons
 CATERING
 (765) 478-3426 1-800-846-6328
www.rihmfoods.com



Two watch fobs found detecting. Larger one says Professional Jungle Clearers with map of Vietnam and date.



Minelab Vanquish 540. Just have a few hours on it but is very easy to use. (Author Photos)



Bell dated to mid 1700's. Susie found this at an old grist mill site. (Author Photos)

border is set to open again on June 21st. This fishing camps are often old logging camps and we find lots of neat relics with our detectors when we are not on the water.

Our daughter and her family will be vacationing on the coast of North Carolina

this summer. Our 14 year old grandson has borrowed two of our sand scoops to take with his detectors to search the beach while there. I hope he finds a Spanish coin or a couple gold rings. Just sorry I'm not going with them.

The author may be reached at eyewrite4u@aol.com.

News of Native American Indians in Indiana



by Shirley Willard
Fulton County Historian, Rochester, Indiana

Adventures of a Cow Kid

A cowboy or cowgirl rides a horse to round up cattle. A cow kid walks. I was a cow kid. I had a pony but she was always out with the cows so when it was milking time and I had to go get the cows, I walked.

In 1946 my parents bought a 100 acre farm south of Rochester near Mt Zion. It was on the Wabash Road, which old timers told me was often the scene of races to see who had the fastest horse, as it was a mile long straight road. Young men on saddle horses would race but so would people in horse and buggies. This would probably scare the ladies present but the temptation to race on such a nice straight strip of road was more than the men folks could resist.

Our next-door neighbor, Earl Gibson was the last man in our neighborhood to farm with horses. One time his team was next to our old Army truck. One horse reached over and took a bite out of the seat, leaving a big hole in the seat cover and foam rubber.

Gibby's house was set straight with the world, that means one side of the house faced north, one faced east, etc. Our house was set straight with the road, which meant it faced the road.

My father traded work with our neighbors. He helped them put up hay and thresh oats or wheat.

The wives would gather to cook a big dinner (noon meal) at the house where the threshing took place. The men would set up tables in the yard, the tables being boards laid across the top of barrels. Dad set up a wash stand with basins of water, soap and towels so the men could wash up outdoors. They ate outdoors too, then some lay down on the shady lawn to rest. In later years Dad took the men all to eat at Hertha's Place on Madison Street in Rochester, west of the post office. It was torn down and there is a vacant lot now.

The neighbors Dad worked with include Fred See, Earl Gibson, Harley Beck, Merl Richter, Denny Smith, and Ed Fishback. Gibby was my favorite. He gave me the nickname of Tommy because I was a tomboy. That is why I named my first son Tom.

Walter Townsend owned the threshing machine. He was quite the jokester. One time he put chewing tobacco on the tractor seat so Helen Beck would sit on it, making a dark stain on the back of her pants.

It was my job to carry water to the men making hay or threshing. I carried paper cups and a big glass jar with ice and water. The men preferred water to lemonade, claiming it was better for quenching thirst.

Another job I had was to bring the cows to the barn twice a day to be milked. That meant I had to get out of bed at 6:30 a.m., take my big stick and my dog Bear Fox, and walk across the fields to wherever the cows were, often across the creek. One time a calf had died and the cattle were gathered facing the dead calf and mowing sadly. The Holstein bull seemed to be a preacher and was kneeling on his front legs and bellowing. That scared me so I went back to our house to get Dad to go bring the cows to the barn.

One time I saw a meadowlark that had her nest on the hill next to our barnyard. She pretended she had a broken wing to tempt me to follow her away from her nest. Another time I found a bunny's nest. It was like a cup in the ground but filled with baby rabbits.

One time that hill was covered with ice, so I could not walk up it. So I lay down on my stomach and crawled up the hill. It is strange but after all these years I remember these details and can see them clearly in my mind's eye.

Fishing Lake Michigan

CONTINUED FROM PAGE 13

ket hunting" for game and fowl is a practice relegated to the pages of history.

The American model of conservation of wildlife has worked where ever it's been applied. Recreational hunters and anglers shoulder most of the financial burden for protecting and conserving wild animal and bird populations. It's been adopted successfully in countries around the world.

For the most part, and especially when it comes to popular game fish and panfish species in freshwater lakes and rivers, the same is true. Sport fishermen demand and pay for conservation and protection for the fish and fish habitat.

Wild fish should be available to the public for recreation and conservation - not treated as a commodity. Just as animal agriculture has been able to provide the world's demand for meat and poultry, at some point in time, aquaculture is going to be the key

to providing the world demand for seafood from America's waters and the world's oceans. This is an opportunity to chart a new future for domestic seafood production and should not be wasted on enhancing the worst fishing practices of the past.

THE END

MENDENHALL HARDWARE

WE REPAIR SCREENS
BULK GARDEN SEEDS

125 S. W. 5th Street
Richmond, IN 47374
765-962-4842

LIVE
BAIT

DEER WHISTLES IN STOCK

Matt's Custom Guns

Hours: Monday - Friday 9 am - 5 pm (Other hours by appointment)

Guns - Ammunition - Scopes - Accessories
Custom Target & Hunting Rifles - Specialize in Reloading Supplies
Gunsmithing - Muzzleloading Guns & Supplies

Authorized Dealer for Freedom Arms, Dakota Arms, Nesika, Kimber, HS Precision & Dillon Precision
3762 N CR 450 E, Connersville, IN 47331
Ph: 765-825-3418
Email: mattscustomguns@yahoo.com

Gittin Jiggy With It

Bait & Tackle Store

765-524-6484


OPEN 360 DAYS A YEAR

Follow us on Facebook: [Gittinjiggywithitbaitandtackle](https://www.facebook.com/Gittinjiggywithitbaitandtackle)

4277 E SR 36 (Corner of 36 & Messick Rd)

Mooreland, IN 47360

48TH ANNUAL LIBERTY FESTIVAL JULY 3-5, 2020



Top Photo: The official start of the 2019 Liberty 4th of July Festival Parade began when the Cannon fired on Union Street in front of the Courthouse. (Photo by Ray Dickerson)

Melissa Browning, executive director of the Union County Development Corporation (UCDC) is inviting you to come spend a traditional weekend with the Liberty community. The 48-year-old 4th of July tradition will have some new and old time fun. The plan for the weekend is family fun for all ages!

The UCDC is proud to sponsor the festival on the courthouse square in Liberty this year **July 3-5, 2020**. Our celebration will have some wonderful entertainment and amenities. On **Saturday July 4th, 2020** is the "Freedom Run" you can sign up on line at <https://libertyfreedomrun.itsyourrace.com/>. The route is from Liberty to Brownsville, it is a 7.5k run/walk beginning at 8:30 a.m from the Courthouse Square and finishes in Brownsville and the runners will be bussed back when finished. The ever-popular **Patriotic Baby Contest** is at 4 p.m. on Saturday it is a big hit! Bring those chubby cheeks and sparkling eyes and win! The **Line of Freedom Ceremony** is at 6:00 p.m. The **4th of July Parade** begins after the Cannon fires on Union Street in front of the Courthouse (See photo) at 7 p.m.

Honoring the Veterans on this holiday weekend is an important part of this celebration. Saturday afternoon the line of freedom will be displayed on the north side of the courthouse including past & present military service members. This is followed by a salute to veterans by the local honor guard!

For more information about this event please feel free to contact the UCDC: unioncodc@etczone.com Phone:765-458-5976 on the web: ucdc.us .

LIBERTY'S OLD FASHIONED 4TH OF JULY FESTIVAL

July 3-5, 2020

Friday night always brings fun with a water ball fight put on by the Liberty Volunteer Fire Department. A friendly competition with neighboring fire departments shows off the firefighters' skills and accuracy while having fun and entertaining the crowd. A live band, Sean Lamb Band will follow on the square to dance the night away!

Saturday will start with a pancake breakfast at the firehouse to support our local volunteer fireman. The Freedom Run brings runners and walkers from miles around for a run through the beautiful countryside. The day is filled with contests, from Hula to the most Patriotic baby and an afternoon concert featuring The Backdraft Band. The evening will bring the Line of Freedom, a salute to our troops, the 4th of July Parade, and another family friendly concert featuring Corey Cox.

Sunday is a lazy summer day with a Patriotic Chalk Art Competition and fun activities on the square.

Food and craft vendors all weekend. For more information about the Liberty 4th of July Fest visit www.ucdc.us

4th of July Celebration Schedule of Events

Visit www.ucdc.us for up to date listings

(Times are subject to change)

Friday, July 3

- Vendors Open 5-11pm
- Beer Garden 4-11pm
- Pie Auction 5pm
- Water Ball Competition 6pm



Sean Lamb Band 8-11pm



Saturday, July 4

- Pancake Breakfast 6-11am
- Freedom Run 8:30am start
- Vendors Open 9am - 11pm
- Book Sale at Library 9am-2pm
- Pie Baking Contest 10am-2pm
- Hula Hoop Contest 1pm
- Freckle Contest 2:30pm
- Backdraft Band 3:30-5:30pm
- Patriotic Baby Contest 4pm
- Beer Garden 4-11pm
- Line of Freedom Ceremony 6pm
- Parade 7pm
- Corey Cox 8-11pm



Sunday, July 5

- Vendors Open 11am - 4pm
- Patriotic Chalk Art Competition 11-2pm
- Pie Sale 11am - til sold out at the Log Cabin



Working together forming partnerships, collaborating with all businesses and organizations to promote Union County & neighboring communities.

Union County is the home of fantastic recreational opportunities with the Brookville Lake/Whitewater Memorial State Park Complex and other facilities here that offer something for everyone

UNION COUNTY DEVELOPMENT CORPORATION

5 West High Street, Liberty, Indiana 47353-1121


Phone/Fax 765-458-5976 • Cell: 765-580-1988 • Email: unioncodc@etczone.com • www.ucdc.us



BEAUTIFUL DAY FOR A PARADE!



BOY SCOUTS - PROUD OF OUR YOUTH!



WELCOME TO UNION COUNTY INDIANA!



LIBERTY FESTIVAL

JULY 4th, 2020

Sponsored by Union County Development Corp

This is your Official Entry Form to participate in the Liberty Festival Parade To Be Held on July, 4th at 7:00 p.m.

Our Community would appreciate and be honored by your participation in our parade.

Thank You For Your Consideration

Please Complete This Application Form and Return it to:
Union County Development Corp, 5 West High Street, Liberty, IN 47353
Or E-Mail to: dripberger@etczone.com

Applications Must Be Received no later than June 26th, 2020 for those who want to be placed in order of type of entry. Line up will be at 6:00pm at Union County Middle School Parking Lot. Please enter the Middle School parking lot from State Rd. 44. Late arrivals will be put at the end of procession.

Parade Entry Form

Trophies Awarded:

Type of Entry: _____

Best Marching Unit

Name: _____

Most Patriotic Unit

Organization (if any): _____

Best Horse Unit

Complete Address: _____

Best Float

Favorite Classic Car

Phone: _____

Favorite Old Truck

Best Non-Musical

Marching Unit

Judges' Choice Award

BEST FARM IMPLEMENT

I understand that I am to provide my own liability Insurance of at least \$100,000 (most Homeowner policies provide this type of coverage for non-commercial entries-**be on the safe side though, check with your agent**).

Note: I also understand we are not to throw candy or other objects from our unit.

Signature: _____

Love to run?

Check out the 42nd Annual Liberty Freedom Run on Saturday, July 4th, 2020. This scenic 7.5k run/walk begins at 8:30am in downtown Liberty on the courthouse square. The run finishes in Brownsville and the runners will be bussed back when finished.

Sign up today online at:
<https://libertyfreedomrun.itsyourrace.com/>



Big Game Hunting




by Joel Biltz

Joel Biltz, Jesse Barton & Travis Wooley Travel To Wyoming For Wild Game "A Successful Hunting Trip"

Travis Wooley, Jesse Barton and myself, Joel Biltz, ventured to Wyoming this fall for a DIY public land mule deer hunt. We were fortunate to draw tags for a limited entry unit in east central Wyoming. We arrived a day and a half early to do a little scouting and to learn all we could about the area.

Oct 1 was opening day of the rifle season which can be a difficult time to hunt for any deer. The first few days we battled heavy winds, rain, hail, and very muddy roads. We had no trouble finding does a few small bucks and numerous big bull elk but the bigger bucks were being very elusive. On the evening of day three Travis was able to locate a group of three big bucks about a thousand yards away up on a big mountain but with light fading and private land blocking the fastest way to them we elected to wait and try to find them the next morning. On the morning of day four we caught a break and found a group of does with two bucks in it. One being a very nice 3x4 so Jesse decided to break the ice and try to shoot him. After a quick 30 minutes or so of cat and mouse we finally caught up to the group of deer at 450 yards. The first shot was a bit high but Jesse hammered him on the second shot



Jesse Barton and Travis Wooley in the Wyoming hills. (Author Photo)

putting the buck down. As we were celebrating Jesse's first mule deer buck we look up on the ridge to see another 3x4 buck. Travis was up next and as we watched the buck walk into the very footsteps Jesse shot his buck in. We already knew the range. Travis got prone and took a shot. Travis's buck bailed off the side of the mountain and we lost sight of him. We heard the sound of a solid hit and the buck hunched up so we knew he was hit well. This all happened within five minutes. We hurried down to the base of the mountain to where we last saw the buck and Joel found Travis's buck bedded in a steep creek drainage. One quick follow up shot at 100 yards finished the buck off. Most of the rest of that day was spent celebrating and dragging both bucks out a mile down a drainage to the nearest road.

That evening we all split up to try and locate one more buck for me to pursue and right before dark Travis located two nice bucks bedded in a tight canyon. That night in camp as the rain and wind blew furiously we tried to figure out a game plan to find those bucks again.

The next morning found us looking in that



Travis Wooley got the first 4x3 Mule Deer on our trip to Wyoming. (Author Photo)

canyon sneaking along the edge and glassing all the side cuts and bucky looking places. It was pretty windy that morning so we felt the deer would be tucked in tight down low out of the wind. We headed down the canyon with the wind at our face towards a big basin. We stopped and glassed and Jesse located a few does up feeding about 1000 yards across the other side. As I was looking at those does I located two bedded bucks about 500 yards away from the does up the draw in a small basin. We had the perfect stalking terrain so off we went. About 30 minutes later we were within 260 yards of a nice 4x4 and a nice smaller 4x4 beaded. I crawled up over the crest of the ridge and waited for the buck to stand. About 30 minutes later he finally stood up and I was able to put him right back in his bed. With a success rate of about 60% in that unit we were able to find 3 very nice bucks in five days, a great feat for basically going in blind. Jesse volunteered to hike back to the truck to grab an extra pack because there was no dragging this buck out. Travis and I drug my buck down to the bottom of the creek where it would be



Joel Biltz took this 4x4 Mule deer. (Author Photo)



Joel Biltz took this Antelope at 560 yards. (Author Photo)

9 GUNS

BUY SELL TRADE
Pistols / Handguns / Rifles / Shotguns
2213 S. Scatterfield Ste. #6, Anderson, IN 46016
Phone: 765-646-9000 / Fax: 765-646-9010
Hrs. T-F 10am-6pm / Sat. 10am-5pm / Closed Sun & Mon
FACE BOOK: [9-GUNS](#)
WEBSITE: www.9-guns.com
E-MAIL: contact@9-guns.com

C&C Webster Store & Village Post Office
Webster, Indiana
765-962-3293

UNIQUE ANTIQUES & GIFTS
LUNCH MEAT - SOFT DRINKS
GROCERIES - ICE - SNACKS
LIVE BAIT & TACKLE
STAMPS - PRIORITY MAIL BOXES & ENV.

PROPRANE TANKS
\$19.99 + TAX
WITH EXCHANGE

INDIANA'S LARGEST HENRY RIFLES DEALER
SOUTHEASTERN INDIANA'S
LARGEST GUN TRADER!

MIKE MENTZ
812-663-2030
www.gunsandtacklegreensburg.com

1207 NORTH LINCOLN STREET, GREENSBURG, INDIANA 47240
Hours: Thurs. thru Sat. 10 am - 6 pm / Closed Sun. thru Wed.

- CASE KNIVES
- LARGE SELECTION OF CONCEAL CARRY GUNS
- TRAP GUNS - 17 HMR RIFLES
- RELOADING COMPONENTS
- HUNTING & TRAPPING SUPPLIES
- NITE LITES

"SPECIAL ORDERS & LAYAWAYS"



Jesse Barton's first Mule deer. A nice 4x3. (Author Photo)



Travis and Jesse on a mule deer double. (Author Photo)



Now the work begins!! Packing out Joel's deer. (Author Photo)



An awesome 7 days of hunting in Wyoming. (Author Photo)

easier to work on him and quarter him for the pack out. We quartered and finished packing him out that morning and headed back to camp. We made it back to camp and started to break down camp so we could head north for some antelope hunting and prairie dog shooting.

I was the only one with an antelope tag and on day 6 I was able to quickly locate and kill a very nice

pronghorn at 560 yards. We then spent the next day and a half shooting prairie dogs which was a blast. Wyoming was very good to us and is always a great state to hunt. ■

Roaming The Outdoors

CONTINUED FROM PAGE 18

Nuts: Hickories and walnuts were collected for use in cooking and baking. Nuts could be stored for a long time.

Lumber:

The woodlot offered timber for building furniture, homes, barns, and fences. Unfinished logs were used in early homes. Finished boards from a sawmill were used in later homes and barns.

JASPER MAN DIES AFTER FALLING INTO LAKE (DUBOIS COUNTY)

Indiana Conservation Officers are investigating the death of a Jasper man who died after falling into a lake near Holland, Indiana.

According to witnesses, several people were swimming in a lake on private property when the

victim fell from an elevated diving structure and hit his head before entering the water. The other swimmers attempted but were unable to rescue him.

Dubois County Dispatch received the call of the missing swimmer at 2:09 a.m. yesterday morning. The location of the incident occurred approximately a half mile south of the State Road 64 and the State Road 161 intersection near Holland.

Once authorities arrived on scene, a search operation began. An Indiana Conservation Officer diver was able to recover the victim at 4:16 a.m.

The accident is still under investigation. An autopsy is scheduled for today and the name of the victim will be released once there is confirmation of family notification.

Responding agencies included the Dubois

COUNTY SHERIFF'S DEPARTMENT, HUNTINGBURG EMS, HOLLAND FIRE DEPARTMENT, DUBOIS COUNTY

Indiana County Sheriff's Department, Huntingburg EMS, Holland Fire Department, Dubois County Coroner's Office and Indiana Conservation Officers.

Indy man dies after being pulled from water (Owen County)

Indiana Conservation Officers are investigating the death of an Indianapolis man after he was pulled from Mill Creek in Owen County.

Vicente Ramos Valencia, 23, of Indianapolis, was wading into deep water in Mill Creek at the Cataract Falls State Recreation Area Saturday afternoon. Witnesses described that Valencia began struggling before disappearing under the surface of the water.

CONTINUED ON PAGE 27

Heritage Goodhew Enterprises, Inc.

HERITAGE GOODHEW
STANDING SEAM METAL ROOFING
New Installation & Metal Roof Repair

765-857-2623
www.heritagegoodhew.com

HIGHSMITH GUNS

"INDOOR SHOOTING & ARCHERY"
Sales & Training
Indoor Shooting and Archery
Best Prices — New & Used
NRA Law Enforcement Instructors
Register for Classes Online

(317) 462-6290

123 N. State St., Greenfield • www.highsmithguns.com

MIGHTY MUFFLER
BRAKES • SHOCKS • TIRES

Complete Automotive Repair

"No Muff . . . Too Tuff!"

1440 N.W. 5th St., Richmond, IN
Darin Doner, Owner
765-966-6833



Sherry's walnut tree she wanted me to plant several years ago. After many years of picking up thousands of walnuts each fall we decided it was time to cut it down. (Author Photo)



On May 25, 2020 Jack Smith and his son Justin (Smith and Son Tree Service) came and as you see here began cutting our walnut tree down. (Author Photo)



Justin Smith cutting away the walnut tree limbs as he rises higher in the tree. When he cut off each piece he handles it to make sure it falls where he wants it to land. (Author Photo)



As Justin continued cutting the limbs off the walnut tree Jack was busy putting them into the chipper. (Author Photo)



I asked Jack and Justin to stand on each side of Sherry and what was left of her walnut tree before they dropped what was left. (Author Photo)



If you need to have some trees cut down, this father and son team will do the job right the first time. Call (765) 220-1262. Tell them Ray said for you to call them. (Author Photo)

Jack Smith & Son Tree Service

Article & Photos by Ray Dickerson

Quite a few years ago my wife handed me a small tree she wanted me to plant in the front yard. It was a very tiny walnut tree that had evidently somehow took root near our house.

I looked at it and asked her why would we want to plant a walnut tree in our front yard. She just looked at me in that way, you know how a wife looks at a husband when she can't think of an answer off hand. I told her if she wanted some walnuts I had plenty of them every fall all over the front yard on South Street. Dad had planted them many years ago so he wouldn't have to get out at Wendell's farm and pick them up when he went squirrel hunting.

She just smiled, so I planted it in our front yard.

It's been quite some time since back then. At first after the tree had grown into a larger walnut tree and had quite a few walnuts hanging on it, I noticed several squirrels visiting the tree. I got my camera and began taking some photos of them. We had this one squirrel I named Funny Face, because he had a Funny face instead of the normal brown face. Funny Face almost became a pet squirrel. I fed him some nuts from time to time. I had even got him to come

up on the porch.

In 2010 our grand kids came to stay with us for a while. It was around Halloween so I carved a pumpkin to put out on the porch. Later after the holiday the pumpkin was still on the porch. We noticed one of the squirrels was nosing around it. Breanna asked if I could cut the pumpkin in two. I did it and set one half on the porch. Low and behold, Funny Face ate most of it, so I put the other half out on the porch too. I took a lot of photos of that squirrel and others too.

Come Fall though when those walnuts began falling and falling, cutting the grass became a chore. I found that I needed to pick up all the walnuts and move them. Eventually I just threw them under the open end on the porch. Last year we had a bumper crop of walnuts. I put half of them under the porch and the other half out back around one of the maple trees. We had quite a few additional squirrels eating out of that pile back there.

This Spring I mentioned something to Sherry about maybe getting the walnut tree cut down. She told me she had been thinking about that herself. I asked her if I needed to call Jack Smith and have him come look at it and get back with us when he could do it.

He called telling me he could do it that same day, May 25th. I told him that would be good. I was over on South Street, so I left my truck parked there and walked over to School Street where I live.

In no time at all Jack and Justin was parking their


tree cutting equipment in front of our house. Once set up they wasted no time. I grabbed my camera and tape recorder proceeding to record their steady work.

Justin climbed into the lift attached to the big arm that lifted him every where he wanted to go cutting limb after limb off. All the time Justin was cutting the walnut tree limbs down, Jack was on the ground carrying the limbs to the chipper, which reduced them to pulp. They worked in perfect unison, they make a great team. Another plus is they rake and remove all debris and leaves, leaving your yard clean.

I've had trees cut before, another thing I like about Smith and Son Tree Service is they don't leave anything of the tree in your yard. What they can't chip up, they haul away in the back of their truck.

Before they had cut the walnut tree all the way down I had them let me take a photo of Sherry standing in front of her walnut tree with them in the photo. I also had Sherry take a photo of me with Jack and Justin next to their big truck. (see above)

I highly recommend Jack Smith and Son Tree Service to all of my readers who might happen to need their service. Keep in mind Jack and Justin keep quite busy so call them knowing they will help you just as soon as they can get to you. This is understandable though given the fact they do such a good job for their customers and at a very reasonable price. Call them at **765-220-1262**, tell them you read about them in The Gad-a-bout. ■



Marvin D. Wilson October 4, 1935 - May 16, 2020

Marvin D. Wilson, Barber

by Ray Dickerson

Marvin became my Barber after I lost my long time barber in Centerville where I live. I searched for some time trying a couple of barbers in Richmond and another in between, but couldn't find one that cut hair the way I like it. One day I decided to look in the yellow pages of the phone book.

I passed my finger down along page 16 on the right side of the page and happened on Wilson Marvin Barber Shop, 18 E. Pearl 886-5404. I recognized the numbers prefix 886 as a Greens Fork number. Sherry and I had lived in Greens Fork back in the 70's.

So I called the number, a pleasant voice answered, hello. I asked the fellow who answered, "My names Ray Dickerson and I'm looking for a barber to cut my hair. Are you taking any new customers?"

The gentleman told me he would. So I told him I would be right up.

That was how I met Marvin Wilson for the first time. I don't remember how many years ago that was, but I'm happy to say we developed a friendship I will always remember.

There was one trait that he had that I developed a fondness for, he introduced me to his clientele who I didn't know to begin with, but thanks to Marvin conversations were friendly and very interesting. From that day on I looked forward to getting my hair cut.

I waited my turn like all the rest in his shop. I have one affliction that others might suffer from, I like to talk. As Marvin was soon to find out, as was his customers. Marvin was very easy to talk to and I learned that he also liked to make conversation.

The day he cut my hair for the first time, I told him I just wanted a regular haircut, nothing fancy. He got it right the first time.

The last time he cut my hair, he told me he had been diagnosed with an ailment. I don't get a haircut regular like most do. So time between haircuts vary. The last time I decided it was time to head up to Marvin's to get my ears set out, by the time I got there a closed sign was in the window. The sign read he would be open on such and such day.

About that time Covid-19 began to cause problems with everyone including The Gad-a-bout.

Then I got the awful news that Marvin Wilson had passed.

It hit me like a ton of bricks. I knew he had been ill, but even though he was in his 80's he was doing well. I miss Marvin he was one of a kind, a true gentleman. I've gone without a hair cut and I even let my whiskers grow. It took me 79 years to grow a beard.

I have one troubling regret, I never took the time to write a story in The Gad-a-bout about him nor took a photo of him. For that I am truly sorry.

Rest in peace my friend.

Marvin D. Wilson, Barber

Marvin D. Wilson, 84, Greens Fork, went to heaven on May 16, 2020, from the comfort of his home.

He was born on Oct. 4, 1935, in Wayne County to Horace and Frances (Fouts) Wilson.

Marvin graduated from Greens Fork High School in 1953 and International Barber and Journeyman School in Indianapolis in 1955.

He was an active barber for 64 years, retiring due to health issues on Feb. 29, 2020.

He received the Nettle Creek Good Friend and Neighbor Award in 2005.

He was a lifelong member of Sugar Grove Community Church, serving as an elder, Sunday School teacher, official board member and cemetery treasurer for many years.

He enjoyed visiting with his many friends and farming.

Survivors include his wife Freida (Clifton) of 61 years; two daughters Ona (Greg) Friar of Indianapolis and Andrea (Jeff) Wysong of Columbia City. Seven grandchildren, Natalie Friar, Darren (Emily) Friar, Joel (Jolene) Friar, Emma Friar (fiancé Andrew Chupp), Ethan (Kinsey) Wysong, Thad (Shawna) Wysong and Bonnie (Adrian) Chupp. Two great-granddaughters, Taryn and Brooklyn Wysong. A sister, Frieda (Dan) Dunlavy, Brother-in-law Rex (Carolyn) Clifton, sister-in-law Fay Ann Martin.

He is preceded in death by his parents and two brothers-in-law, Don Newcomer and Paul Martin.

Visitation with social distancing will be held on Saturday, May 23 from 12:00 - 3:00 at Sugar Grove Community Church.

Pastor Adam Rinehart conducted a private family service afterwards.

Roaming The Outdoors

CONTINUED FROM PAGE 25

Within minutes of Valencia disappearing, a witness was able to locate him in 7 feet of water and bring him to shore. An off duty EMT and other bystanders were able to perform CPR until first responders arrived on scene. Valencia was subsequently pronounced dead a short time later.

Responding agencies: Indiana Conservation Officers, Owen County EMS, Owen County Coroner's Office, Owen County Sheriff's Department, Indiana State Police, Cataract Volunteer Fire Department and Putnam County EMS.

MEMBERS COMPETE FOR INDIANA FFA STATE OFFICER

INDIANAPOLIS (June 11, 2020) — Nineteen FFA members from across the state are preparing to interview for the opportunity to serve as an Indiana FFA State Officer in the coming year. Eight individuals will be selected to fulfill the roles of president, secretary, northern region vice president, southern region vice president, treasurer, reporter and sentinel.

During the 91st Indiana FFA State Convention, the candidates will participate in a rigorous interview and selection process in which the winners will be announced at the final session on Thursday, June 18.

"Serving as a state officer provides such a unique opportunity to learn," said Indiana State Department of Agriculture Director Bruce Kettler. "I commend each of the candidates for their dedication to personal and professional growth as well as service to the Indiana FFA community."

Once selected, the newly-elected officers will embark on a year of service, providing direction and overseeing the development of the student-led organization, which has more than 12,500 members statewide.

Along with promoting FFA, agriculture and agricultural education, some of their responsibilities include conducting FFA chapter visits, facilitating leadership conferences and hosting career and leadership development events.

"Each of the candidates has demonstrated servant leadership in their home chapter and districts," said Indiana FFA Director Rob Hays. "I am confident that any of these members would excel in the state officer role if selected. I look forward to seeing the impression this year's team will make."

The following list includes the 19 Indiana FFA State Officer candidates:

- Jayden Brown, Rossville FFA
- Evam Coblenz, Wawasee FFA
- Evan Cohagan, Argos FFA
- Jenna Cords, West Central FFA
- Makinzie France, North Miami FFA
- Julia Hamblen, Shelbyville Central FFA
- Sam Hauptstueck, Carroll Fort Wayne FFA
- Loren Matlock, Eastern Hancock FFA
- Logan Overman, Greenfield Central FFA
- Blake Poffenbarger, Shenandoah FFA
- Kylie Schakel, Hamilton Heights FFA
- Breeanna Sides, South Ripley FFA
- Brooke Sides, South Ripley FFA
- Luke Sproles, Frontier FFA
- Blayne Vandever, Tri-County FFA
- Sara Weaver, Franklin County FFA
- Ally Webster, Clinton Central FFA
- Garrett Weil, Oregon-Davis FFA
- Derick Williams, Union City Community FFA

The 2020-21 Indiana FFA state officer team will be announced on June 18 by the Indiana FFA Organization via social media.

Visit inffa.org to learn more about Indiana FFA.

###

CONTINUED ON PAGE 29



JAY'S MIDLAKE
RESTAURANT/BAIT SHOP

- Minnows • Crawlers
- Red Worms • Wax Worms
- Fish Cleaning Station

Coffee & Breakfast Sandwiches
1908 W OLD 101 RD LIBERTY, IN
On your way to the Fairfield Ramp

Stop in for Updated Fishing Report

Dine-in • CarryOut
PuLLeD PorK • PiZZa • WinGs
HoAGies • sMoKeD CHiCKen saLaD

LP GAS

Check Us Out On Facebook





We Value Your Trust and Confidence
Mills Funeral Home
Serving the Centerville Area
405 East Main Street, Centerville, IN 47330
(765) 855-5342




Connersville Fayette County Historical Museum. (Author Photo)



The inside of an early American Cabin in Fayette County Indiana. (Author Photo)

Whitewater Valley History



by Donna Schroeder
Fayette County Historical Museum

Welcome Back!

It's been a long, long spring and early summer! It was with great sadness that we closed the museum due to the Covid 19 threat. For a year or so, I had been there almost every Sunday morning to greet visitors. The first couple of weeks were okay. Kind of a vacation, but not the kind where you go somewhere. It was a stay-cation. We knew it wouldn't be a quick fix, but it seems like forever!

The Whitewater Valley Railroad had the same situation. They couldn't open, either, so no Easter Bunny this year. No visits from President Lincoln or Wild West trains. Their dilemma grew worse when the rains came. The flooding washed out some of the tracks.

It's June now, and the experts are telling us that it's safe, so we are giving it a go! The museum officially opens on June 14th, and the railroad is shooting for July 4th, I think.

I thought I would take this opportunity to invite all of you to come and visit. In case you've forgotten what we offer, or you've never been, allow me to take you on an off-site tour.

Let's start in the lobby. It's full of hand-crafted items by local folks, as well as Connersville history books and related items.

The hallway contains cases of Native American artifacts - everything from axes to arrowheads to the tools used to grind grain.

A trip down the hall takes you to the log cabin. I love that place. There are lots of tools that were

used a hundred years ago or more, and the cabin itself is about the size of the ones our ancestors built for themselves. Many of the items they would have used in the household are there. My favorite item in the cabin is the Manlove cradle. It was brought here about two hundred years ago from the Carolinas and used by the family for well over a century and a half. The rockers on the cradle tell a story all their own. Have you ever wondered where the song "Rock a Bye, Baby" came from? This cradle explains a part of the song that may have puzzled you. Some cradles were designed to hang from a tree while the adults tended their chores. This is one of them.

The country store gives you an idea of what shopping was like before mega stores.

Across the hall is a collection of early medical tools and elixirs, as well as information about some of our earliest doctors. Yes, we had Dr. Pepper before he became a soft drink!

Into the school room, where you will see items from our township schools, including the high schools, that have vanished over the years, victims of bigger, consolidated schools.

The textile area contains vintage clothing and the articles used to make cloth and clothing. Nearby are displays from many of our early and current industries.


The military area tells the story of some of our notable soldiers and contains a model of the Connersville, a ship so named to commemorate Fayette County's contribution to WWI.

The kitchen is an exhibit as well as a working kitchen. There are vintage cabinets made by American Kitchen, as well as modern cabinets by Wayzata. There's a Philco refrigerator and a beautiful Victorian sideboard, all products of Fayette County.

The conference room features advertising, organizations, political souvenirs and a Connersville built Krell player piano.

On to the car room! If you love vintage automobiles, this is your space. Five great motor vehicles and two carriages, all built in Connersville. The Auburn is the newest addition, and it's a beauty. Lots of automotive history right here!

There's also an area dedicated to the Whitewater Valley Canal and the legacy of the Kennedy family who constructed most of the



This Cord was built in Connersville, Indiana.

area's covered bridges.

Now you're back in the lobby. If you've brought along the youngsters, this is the perfect time to let them pick out a paper doll or coloring book to remind them of all the great things they've just seen! There are also books about our auto industry, written by our resident expert Richard Stanley, and Connersvilleopoly - fun for the whole family.

We look forward to seeing you. While you're here, be sure to grab lunch or dinner at one of our restaurants. Lots of home cooking here!

If you need more information on future plans, visit Historic Connersville on Facebook or call us at 765 825 0946. The Fayette County Historical Museum is located at 200 West 5th Street (5th and Grand) in Connersville, Indiana. For now, we hope to be back to our regular hours of 10 a.m. to 3 p.m. on Saturdays and Sundays, barring unforeseen circumstances. Stay safe, and please remember that we will be wearing masks, and we ask that our visitors do the same!

Knightstown Locker, Inc.
MEAT PROCESSING

Open: Mon, Wed, Fri 8-6
Tues & Thur 8-5
Sat 8-12

8037 South 575 West
Knightstown, IN 46148
(765) 345-2410 (800) 718-6010
www.ktownmeatsandcatering.com
ktownlocker@embarqmail.com

Daniel D. Titus, Owner & Operator
"Pick up your summer sausage & snack sticks at our store."

A-1 LOCK & SAFE SHOP
765-966-2597

Tri-County Awards
765-966-0757

SignGrafX
765-962-3636

1001 South "E" Street, Richmond, IN 47374

Fabulous FAYETTE COUNTY
A Great Place To Be!

www.tourconnersville.com

*See the sights, ride the rails,
Enjoy the river, hike the trails.
There's much to see and do in one of
Indiana's most scenic and historic areas!*

Fayette County Historical Museum
Canal House * Whitewater Valley Art Association
Whitewater Valley Railroad * Roberts Park
Mary Gray Bird Sanctuary * Historic Elmhurst
Historic Downtown District * Shopping * Dining
Camping, Fishing, Hiking and so much more!

Our Granddaughter Breanna Smock Who Lives In Worcester, Massachusetts Graduated From Worcester Technical High School

When Breanna graduated from Worcester Technical High School she received her Certified Nursing Assistant (CNA) Certificate.

She will be taking her online courses through Terra State community college which is in Ohio. Breanna said, "I'll be obtaining my Associate Degree (Two Year Degree) in Pre Mortuary Sciences. I will then be transferring to Cincinnati College of Mortuary Science where I'll get my Bachelors Mortuary Sciences."

We (grandma & grandpa) sure wanted to attend her graduation, we've been planning on it since we attended her brothers graduation a couple years ago. But, alas it just wasn't to be.

Look at her smiling faces below, you just got to love a happy girl like that, don't you?

Congratulations Breanna, Sherry and I are sure very proud of you. You got the whole world at your feet. Good Luck and we will see you more sooner than later, God willing!



BREANNA SMOCK HAS GRADUATED "HURRAH"

Rambling In The Fields

CONTINUED FROM PAGE 12

Sved explained that there are several issues or problems with the water wheel. First is the review and approval process all projects must undergo before work can begin. The Department of Historic Preservation and Archeology (DHPA) oversees these projects and their review and approval process includes a justification as to why this is the best solution for this particular site before any plans and specifications are even presented. Sved explained that the current water wheel is historically inaccurate, and that it was built in the 1970's. This water wheel replaced the turbine which was then placed in front of the mill and is on display today. The DHPA is interested in presenting a "wheel feature" to depict the history of the mills throughout the entire state. Sved reported that the process is a lengthy one. Other plans outlined by Sved during the visit were to eventually restore the lock and the mill and the canal to allow the canal boat to travel from lock to lock, as it would have during the time the canal was in operation.

Regarding the canal itself, Sved explained that there are significant challenges in its basic design as water to fill the canal comes from the feeder dam in Laural which deposits a lot of silt into the canal from a recreational source in the area. Sved further explained that at one time there was a study conducted to look at other ways to bring water into the canal. The results of the study concluded that there was no more efficient way than the current system which includes frequent dredging of the canal to remove the silt.

Local attendees began asking questions such as "when will the state operated restrooms be open?" It was reported by a shopkeeper that visitors to Metamora are having a hard time finding restroom facilities as the only other public restroom in the village is privately owned and operated and only open on weekends when shops are open. This is a problem for visitors who travel a long distance to visit the village and the state historic site during the week. Although the site is not officially open for the season, there are still many features which are outdoors and viewable whether or not the site is open. Sved reported that he would relay that request for the restrooms to be serviced and open as soon as possible.

Other attractions found within the village or just outside of town are the Canal Trail and Salt Creek Horse Ranch. "Visitors to the Canal Trail will see some of the best examples of authentic canal structures anywhere," said Shirley Lamb, President of the Whitewater Canal Trail. Guests can park near the historic mill in "downtown" Metamora and walk about a half mile east through historic Metamora to the Duck Creek Aqueduct. Or, there is parking in the lot near the aqueduct. From there, the trail travels 2.6 miles along the Whitewater River Valley, bordering farm fields and passing through wooded areas to the "Twin Locks." The Feeder Dam Trail, when completed, will cover four miles from the US 52 trailhead near Metamora to the Laurel Feeder Dam. Lamb explained that Phase 1 of this section, about 2 miles long, opened in October 2019. It ends at Dam Road, which is a narrow, gravel road. Along this section, visitors will view two historic canal locks as they travel along the canal in a woodland setting. Phase 2, planned for completion in 2021, will complete the trail to the Feeder Dam. For more information, go to www.whitewatercanal-trail.com and like their Facebook page to keep abreast of new developments.

Salt Creek Horse Ranch is privately owned and offers guided horseback trail rides through 700 of some of the most beautiful country in Franklin County. Riders will be delighted by the trail ride that crosses creeks and provides picturesque overlooks and views of waterfalls. Located on US Hwy 52, the ranch is open every day, all day. Salt Creek Horse Ranch also offers educational camps throughout the year, tent camping for those who ride, and rustic cabin rental. Reservations for overnight stays and for large trail riding groups available. For more information on their programs, go to www.saltcreekhorseranch.com.

Metamora is only about a 30 minute drive from Brookville Lake and offers experiences for vacationers and travelers that will add depth and richness to their visit to Franklin County. RV and tent camping is also available in Metamora at Gateway Park on US Hwy 52. Visit Franklin County Convention, Recreation, and Visitors Commission for information on all of these unique businesses and attractions that will appeal to every nature-loving member of your family or group. And for more information on specific attractions, visit the Franklin County Visitor's Center website at www.franklincountyin.com, the Metamora, Indiana website at www.metamoraindiana.com, or the Metamora, Indiana Facebook page for updates.

Roaming The Outdoors

CONTINUED FROM PAGE 27

ABOUT INDIANA FFA

Indiana FFA is a dynamic youth organization that provides students opportunities for leadership development, personal growth and career success. Indiana FFA members can be found not only in rural communities, but also in many suburban and urban schools. Annually, 11 leadership conferences are offered to Indiana FFA members. These conferences, which are presented by student leaders, allow for a creative and fun way to help youth develop positive character traits and habits. Altogether, there are more than 200 activities to engage FFA members.

VETERANS MEMORIAL TRAIL OPENS IN HEBRON

A ribbon cutting celebrating the completion of the Veterans Memorial Trail in Hebron, one of the first Next Level Trails projects to open, was held June 6 in conjunction with National Trails Day. The 0.9-mile asphalt multi-use trail was constructed by the Town of Hebron with help from a \$302,956 Next Level Trails grant.

"Trails like this one are building a higher quality of place and space, connecting communities, and giving us another reason to get outside and enjoy the fresh air and get some exercise," said Gov. Eric Holcomb, who recorded a special video message for the event. "We are proud to partner with you to complete this important trail project. And you should be proud, too, as one of the very first Next Level Trails projects to open. Today is the 76th Anniversary of D-Day and it's also National Trails Day, so I can't think of a better time to open this trail dedicated to our veterans."

Hebron's first trail is part of a regional effort to connect Hebron to Crown Point, following the U.S. 231 corridor. The route runs parallel to U.S. 231 from Tower Crossing on the west side of Hebron to the Lake/Porter county line, following an abandoned rail corridor. U.S. 231 is also called the Veterans Memorial Parkway, named for several war memorials built or planned along the route. The trail in Hebron will be the location for a planned Northwest Indiana Middle East Memorial dedicated to veterans of the wars in Iraq and Afghanistan.

In addition to the regional Veterans Memorial Parkway effort, the new trail is also part of the route for two planned national trail systems, the American Discovery Trail and Great American Rail-Trail. The national trail systems routes are approximately 50% complete in Indiana and already attract regional and out-of-state trail users.


Veterans Memorial Trail is one of 17 Next Level Trail (NLT) grants awarded to communities and non-profit organizations through the NLT program in May 2019. The nearly \$25 million investment announced by Gov. Holcomb will develop a total of 42 miles of new trail across Indiana, the largest infusion of state trails funding in Indiana history. As part of Gov. Holcomb's Next Level Connections initiative, the NLT program makes critical trail connections within and between communities. NLT is administered by the Department of Natural Resources.

The trail was developed by the Town of

CONTINUED ON PAGE 30



Black 2014 Mercedes, driven by Savanna Kinder from Richmond, IN.



Silver Ford Fusion, driven by Connor Brite from Decatur, IN.

Name -Vehicle Correction-Two Vehicle Crash Claims Four Lives in Union County.

Union County – This afternoon just after 3:30 p.m. Troopers and Deputies were called to the 2700 block of Nine Mile Rd. for a report of a serious injury two vehicle crash. Trooper Luke Tipton arrived to find that two vehicles had hit head on and that there were three fatalities at the scene.

The early investigation by Trooper Tipton and Crash Reconstruction Investigator Trooper Mark

Hanna indicates that a 2014 Mercedes, driven by Savanna Kinder, age 23, of Richmond, Indiana, was south bound when her vehicle ran off the right side of the road. The driver over corrected and the car came back across the road into the path of a north bound silver Ford Fusion, with the two cars hitting head on in the north bound lane.

The driver of the 2014 Mercedes, Savanna Kinder, was pronounced dead at the scene. The driver of the Ford Fusion, Connor Brite, age 22 of Decatur, Indiana, as well as back seat passenger,

Jordan Fuelling, age 20 of Decatur, Indiana, also succumbed to their injuries at the scene. A front seat passenger, Trevor Ortiz, of Decatur, Indiana, was transported from the scene but later succumbed to his injuries at a hospital.

It is believed that excessive speed played a role in the cause of the collision. All occupants of both vehicles were wearing safety belts. Troopers Tipton and Hanna were assisted at the scene by the Union County Sheriff's Department, Liberty and Richmond Fire Departments and Spirit EMS. ■

CONTINUED FROM PAGE 29

Hebron in cooperation with its Redevelopment Commission and Park Board. Key financial partners in the project include Greenline Landscaping/Excavating, Arcelor Mittal, and Harry Brown Trucking. The project also benefited from the support of the Veterans Parkway Commission, the Friends of the Veterans Parkway, and the Northwestern Indiana Regional Planning Commission.

In addition to this ribbon cutting, the DNR celebrated National Trails Day with trail clean-up efforts, hikes, and bike rides at several state parks.

New, efficient LED lighting in various buildings, from offices to comfort stations.

Various small campground improvements in different locations, ranging from leveling and adding gravel to sites to new fixtures, sinks and dividers in comfort stations, and upgrades from 30- to 50-amp service.

Invasive plant removal, prescribed fire and habitat improvements totaling several thousand acres.

Fish habitat improvements at several reservoirs.

Examples of site-specific improvements include:

New road pavement projects at Harmonie State Park and Hardy Lake.

Complete renovation of 20 rustic cabins at Turkey Run State Park and of the rentable officers homes at Fort Harrison State Park.

New vault toilets in select locations at Monroe Lake and at O'Bannon Woods and Whitewater Memorial state parks.

Work on trails, including new stairs, bridges

and observation platforms at Clifty Falls State Park, trail structure repairs at Hardy Lake, and trail maintenance in several other locations.

New or renovated courtesy docks at Brookville Lake, Cecil M. Harden Lake, and Spring Mill Lake at Spring Mill State Park.

New trees planted in several locations to offset the loss of ash trees to emerald ash borer at Mounds and Lincoln state parks, and to restore open oak woodland habitats at Indiana Dunes and Prophetstown state parks.

A complete list of park improvements, including park-specific improvements, is at StateParks.IN.gov/9447.htm. ■

GAD-A-BOUT PICK-UP LOCATIONS IN INDIANA (NON-ADVERTISER LOCATIONS)

BROOKVILLE

Franklin County Tourism & C of C

BROOKVILLE LAKE

DNR Mounds Office

Quakertown Gate House

CAMBRIDGE CITY

Cutshaw's Market

CENTERVILLE

Bryan's Glass & Bakery

Centerville City Building

Centerville Library

Centerville Senior Center

Gillman Home Center

CONNERSVILLE

Shell Service Station - Vine St

EVERTON

Pavey Foodland

FOUNTAIN CITY

Martins Country Mart

GREENS FORK

Greens Fork Restaurant

HAGERSTOWN

IGA Grocery

Willow's Restaurant

LYNN

Sauser's Truck Stop

MILROY

Tri-County Outdoor Power Equip

NEW CASTLE

Wilbur Wright Fish & Wildlife Area

OLDENBURG

Obermeyer Marathon Station

REDKEY

Marathon Pak a Sak

RIDGEVILLE

Tharp's Service Station

RICHMOND

Dunham's Discount Sports

JoAnn's Cafe

Tractor Supply Company (TSC)

Wayne County Courthouse Annex

Wayne County Welcome Center

SUMMIT LAKE

DNR Welcome Center

UNION COUNTY

Whitewater State Park Office

Pavey Foodland

WINCHESTER

Hair Crafters Barber Shop ■

Gad's Corner

Photos sent to The Gad-a-bout for Gad's Corner should have enough information as possible about the taking of the game so the reader can enjoy reading about your experience, especially if it's your first time hunting or fishing and also tell who you were with (Dad, Grand Pa, Mom or someone else) Include date taken or caught, number of points, length of beard, number of spurs, length of fish and bait used etc. Send a phone number in case I need to contact you. Send regular size, i.e. square and horizontal rectangular photos. Large vertical photos can only be used when I have enough space to use them. Send Photos to: **The Gad-a-bout, 105 E. South St., Centerville, IN 47330** or E-mail jpg photos to: raythegadabout@gmail.com Questions Call Cell Phone: **765-960-5767** (Leave message if no answer)



Bob Bosler caught this nice 50 pound Flathead cat fish in Brookville Lake. (Dave's Triangle, Inc. Photo, Brookville Lake, IN)



Dave Sizemore of West Alexandria, OH caught this beautiful 16.5, 2.43 lb Crappie near the Fairfield Marina in early spring. (Dave's Triangle, Inc. Photo, Brookville Lake, IN)



TJ Dickenson found a rare Siamese morel while out hunting with family and friends. (Jay's Midlake Bait & Tackle Photo, Brookville Lake, IN)



Good day of mushroom hunting by Jay's Midlake Bait and Tackle Crew. (Whose names will remain anonymous forever.)



Not to be outdone, brother TY found these monster mushrooms. (Jay's Midlake Bait & Tackle Photo, Brookville Lake, IN)

Pioneer Village
We Now Have U-Haul Rentals
 Ethanol-Free Gas Live Bait
 Firewood Hot Food
 Bio-Diesel Propane
 Fishing License and Lots More
 Jct of Hwy 256 & Hardy Lake Road
812-794-2769

QUAKERTOWN MARINA
 Located on beautiful Brookville Lake at the peaceful North end...Quakertown S.R.A.
 Liberty, Indiana Ph: 765-458-6490
www.quakertownmarina.com

BOAT RENTALS

PONTOON BOATS - Weekday			
	4 Hours	6 Hours	
24' (10 person)	\$120.00	\$170.00	
30' (14 person)	None	\$210.00	
PONTOON BOATS - Weekend & Holidays			
	4 Hours	8 Hours	
24' (10 person)	\$180.00	\$270.00	
30' (14 person)	None	\$340.00	

- Visa or Mastercard deposit required on pontoon rentals
- 24 hr. Cancellation policy
- Plus fuel usage / Over 8 hours - \$40.00 per hour
- Rentals are subject to 7% sales tax.

NO SMOKING • NO PETS • NO GRILLING
LANDAU BOATS • MERCURY MOTORS

Plan your Indiana adventures at

www.INDIANAOUTFITTERS.com

INDIANA'S ONLINE OUTDOOR RECREATION GUIDE

Link up to us at www.INDIANAOUTFITTERS.com

Find all the info you need
with this **FREE**
Indiana Trip Planning Website!



Where do you want to go
this weekend?

Visit **www.INDIANAOUTFITTERS.com**



FREE! Indiana Cabin Rentals Guide
www.IndianaCabinRentals.com



Now finding cabin rentals is easy.

Use a clickable map of the state to find a rental cabin!



Looking for lodging with a hot tub?

Want a place by the water?

Find traditional log cabins, historic cabins, floating cabins, camping cabins, and unique rental homes throughout Indiana.



Why settle for a stuffy hotel room when there are options like this?

Rent your own private cabin!



Want a secluded cabin with peace & quiet?

Want a cabin near the heart of the action?



Need a pet-friendly cabin?

Want a basic camping cabin without all the frills?

www.IndianaCabinRentals.com

Find specials, pictures & links to cabin rentals around Indiana