

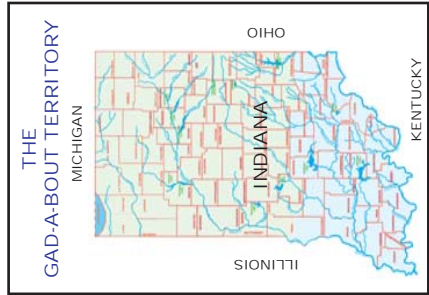
TAKE ONE IT'S FREE

READ THE GAD-A-BOUT FREE ON LINE  
CLICK HERE [www.thegadabout.com](http://www.thegadabout.com)

# THE GAD-A-BOUT

# SEPTEMBER 2019

EXPLORE RECREATION OPPORTUNITIES IN THE GAD-A-BOUT TERRITORY



VISIT FOUNDERS DAY SEPTEMBER 7-8, 2019  
IN LIBERTY INDIANA - SEE PAGES 12-13

39TH ANNUAL FARMER'S PIKE FESTIVAL  
AUGUST 30TH THRU SEPTEMBER 2ND 2019



LIVE ENTERTAINMENT FREE WITH ADMISSION  
SEE PAGES 15-17 SPECIAL PULL-OUT SECTION

READ ABOUT COVER PHOTOS ON PAGE 3



TRIBUTE TO BILL BURRIS 1953 CENTERVILLE  
BULLDOG 1936-2019 - SEE PAGE 4 & 18



ALEX SELIG, DAUGHTER CARSYN AND SON  
AIDEN HOLDING CRAPPIE - SEE PAGE 3 & 30

ADVERTISER INDEX PG 2 / ARTICLE INDEX PG 3

TO ADVERTISE IN THE GAD-A-BOUT SEE PAGE 2 • CELL 1-765-960-5767 • WEBSITE: [www.thegadabout.com](http://www.thegadabout.com) • E-MAIL: [raythegadabout@gmail.com](mailto:raythegadabout@gmail.com)

**Open House! "2 Big Days"**  
 Friday, September 6, 3-8 PM  
 Saturday, September 7, 7 AM - 3 PM

**REFRESHMENTS SERVED** **FACTORY REP ON SITE**

**Installation Available!**  
 breo PACIFIC ENERGY heco DS STOVES

fire pits & outdoor living Summer  
 canners Fall  
 wood burning fireplace inserts & hearth supplies Winter  
 chimney systems

**Hot Summer Savings**  
 1000# Free Coal  
 With every new coal stove purchase  
**Blaschak Coal**

coal stove coal stoker boiler wood stove wood stove gas stove  
 coal boiler gas fireplace insert cook stove

**We Sell & Install Stainless Steel Liners & Chimneys**

**J D FARM SUPPLY**  
 HOME • FARM • HARDWARE  
 9089 N. Center Rd. • Williamsburg  
 CASH/CHECK ONLY  
 (765) 886-5420  
 Call our voicemail for hours and directions to the store.



INDIANA

ANDERSON

9 Guns Pg 22

BROOKVILLE

52 Pik-up Convenience Store Pg 5

Brookville Lake Guide Svc Pg 5

Dairy Cottage Pg 10

Pioneer Restaurant Pg 4

BROOKVILLE LAKE AREA

Barton Bay Pg 10

Dave's Triangle LLC Pg 19

Frames Outdoor Pg 14

Jay's Midlake Restaurant/Bait Shop Pg 15

Parkside Marine & More Pg 3

Quakertown Marina Pg 7

Steve's Marine Pg 11

BUTLERVILLE

Butlerville Grocery Pg 24

CAMBRIDGE CITY

A - T & I Service Pg 25

CENTERVILLE

Archway Days Festival Pg ?

Mills Funeral Home Pg 9

CONNERSVILLE

Fayette County Museum Pg 28

Matt's Custom Guns 4

DUBLIN

Rihm's Meat Processing Pg 16

FOUNTAIN CITY

Texas Jack's Lock Stock & Barrel Pg 2

GREENFIELD

Highsmith Guns Pg 22

Jensen's Pawn & Guns Pg 25

GREENSBURG

Guns & Tackle, Inc. Pg 24

Tree City Metal Sales Pg 16

HARDY LAKE

Pioneer Village Pg 14

INDIANAPOLIS

Indiana State Police Pg 6

Van Wimmer Treasures of the Earth

Gem & Jewelry Shows Pg 25

www.IndianaOutfitters.com Pg 31

KNIGHTSTOWN

Knightstown Meats & Catering Pg 25

McDonald's Bait & Tackle 23

KOKOMO

Joe's Beef Jerky Pg 19

Martino's Italian Villa Pg 19

LAKE MICHIGAN AREA

Brother Nature Charters Pg 11

LIBERTY

Bertch Hardware Pg 12

Carl Sharp State Farm Pg 12

Founder's Day Sept 7-8, 2019 Pg 12-13

Liberty Restaurant Pg 12

Pizza King Pg 13

Woodruff's Supermarket Pg 13

LOGANSPOUT

Dale Hardy Supplies Pg 2

MARION

Riverside Sporting Gds Pg 20

MILROY

Milroy Shoes Pg 20

Troyers Country Store & Bakery Pg 16

NEW CASTLE

Farmer's Pike Festival Pg 15-17

Aug 30 - Sep 2

NORTH VERNON

Ebbing Auto Parts Pg 24

J & L Sporting Goods LLC Pg 2

REDKEY

Hatzell Bros Roofing Pg 21

RICHMOND

Army Navy Store Pg 24

Best Stop Auto Care Pg 2

Cabinet Factories Outlet Pg 4

Mendenhall Hardware Pg 7

Merkamp Sales & Service Pg 3

Mighty Muffler 5

Prairie Wolf Gun Repair Pg 20

Riggle-Waltermann Mortuary Pg 23

Tri County Awards Pg 4

Wildfire Motors Pg 9

RIDGEVILLE

Heritage Goodhew Metal Roofing Pg 13

RUSHVILLE

Davis Recovery & Towing Pg 15

Fields' Outdoor Adventures Pg 32

SALAMONIES LAKE AREA

Bozarth Country Store Pg 30

SCOTTSBURG

C & T Cycles Pg 10

Scotts Ace Hardware Pg 10

SHELBYVILLE

The Gun Den Pg 21

SUMMIT LAKE

Gittin' Jiggy With It B&T Pg 2

WEBSTER

C & C Webster Store 22

WESTPORT

French's Locker Pg 28

WILLIAMSBURG

J D Farm Supply Pg 1

KENTUCKY

UNION

Knot Marine Pg 8

OHIO

MARBLEHEAD

Boytim Charter Service Pg 14



**TEXAS JACK'S**  
LOCK, STOCK & BARREL  
765.847.5225  
A Western & General Store  
*Many new items added to the store weekly*  
Victor Dog Food, A Variety of Horse Feed, Hardware  
Ammunition, Knives, Saddles, Clothing etc.  
Abbott's Candy, Amish Country Popcorn  
We Sell Hunting & Fishing License  
"JACK BALES - TRAIL BOSS"  
403 W. Main St., Fountain City, IN 47341  
Open: 9-5 Mon, Tues, Thrs, Fri & 10-4 Sat / Closed Wed & Sun  
E-mail: [texasjacks403@gmail.com](mailto:texasjacks403@gmail.com) Facebook: [texasjackslockstock&barrel](https://www.facebook.com/texasjackslockstock&barrel)



**DALE HARDY SUPPLIES**  
RED WING SHOES AUTHORIZED CASE DEALER  
Custom Leather, Hunting & Trapping Supplies  
**carhartt**  
**KEEN** **Old Town** **LaCrosse**  
UTILITY CANOES & KAYAKS (574) 753-6843  
683 N County Rd 225 W, Logansport, IN



**J & L SPORTING GOODS LLC**  
ARCHERY SUPPLIES / BOWTECH BOWS  
3D INDOOR ARCHERY RANGE / TECHNO HUNTING SYS.  
MUCK BOOTS / RELOADING SUPPLIES  
LONG GUNS / HAND GUNS / AMMO  
FISHING TACKLE, SUPPLIES & LIVE BAIT  
HUNTING LIGHTS / DAN'S HUNTING CLOTHES  
GARMIN TRACKING SYS. / DOG LEADS & COLLARS  
Owners: Joel & Linda Willis  
HOURS: Monday thru Saturday 8 am - 6 pm  
Sunday 9 am - 5 pm  
.200 N. Highway 3 & 7  
North Vernon, IN 47265  
Phone: 812-352-7123  
Fax: 812-953-5961  
E-mail: [jlsportinggoods@yahoo.com](mailto:jlsportinggoods@yahoo.com)



**765-524-6484**  
**OPEN 360 DAYS A YEAR**  
**LIVE BAIT YEAR ROUND**  
We carry CRICKETS, MINNOWS, CRAWLERS & WORMS, SPIKES & BEEMOTH YEAR Round!  
We also offer frozen and packaged baits, and "SEASONAL BAITS" such as Leeches, Chubs, Shiners, Skipjack and Moussees, to name a few. We also do bulk bait orders for that upcoming trip.  
We have all the bait, gear and tackle you need for Bass, Walleye, Crappie, Perch, Bluegill, Carp and Cats, and we maintain the ice fishing lures whether it's winter or summer!  
We also have custom rods and custom lures so you can "HAVE IT YOUR WAY" and we do custom orders!  
We stock Marine and Camping supplies, snacks, drinks, groceries, ice and firewood, along with unique gifts!  
Follow us on Facebook: [GittinJiggyWithItBaitandTackle](https://www.facebook.com/GittinJiggyWithItBaitandTackle)  
Feel free to call for fishing and ice reports.  
4277 E SR 36 (Corner of 36 & Messick Rd) • Mooreland, IN 47360



**Best STOP Auto Care** 2 Salisbury Rd., Richmond, IN  
**Complete Auto Service**  
*"Work at a price that's fair from people who care"*  
• Tune-ups • Major engine work  
• Brakes • Cooling system service  
• Transmissions • Towing  
Courteous, Friendly Service  
Questions? Just Ask! We're Here To Help!  
Pick up & delivery service available  
CALL US TODAY  
765-935-3849  
VISA MasterCard ASE AUTOMOTIVE SERVICE EXCELLENCE





SEPTEMBER 2019 • Volume XXIX • NO. 354

Created in 1990 & Published Monthly by Kentucky Colonel Ray Dickerson

Or by the name given to me by Golden Eagle in 1995 LOKA'DWE ICHUTAKU YUSHEDON' Translated "Man who gets things done!"

105 East South Street, Centerville, IN 47330 TO CONTACT THE GAD-A-BOUT

Cell: 765-960-5767 Office: 765-855-3857

TO PLACE AN ADVERTISEMENT CALL RAY'S CELL: 765-960-5767

Website: www.thegadabout.com

\*\*E-Mail: raythegadabout@gmail.com

Facebook: www.facebook.com/thegadabout

COPYRIGHT BY GADCOE 2019

DISCLAIMER: The ideas and opinions expressed by the writers appearing in The Gad-about are not necessarily the same as the publishers.

MERKAMP Sales & Service advertisement for outdoor power equipment including Simplicity, Kohler, Snapper, Briggs & Stratton, Honda, Tecumseh, and Lawn-Boy. Location: Jct. HWY 35 North & 38 Richmond, IN 47374. Phone: 765-962-2048.

THE GAD-A-BOUT IN THIS ISSUE

SPECIAL FEATURES

Seabee Veterans of America Memorial Placed in Madison, IN Saturday July 27, 2019 by Ray Dickerson . . . . . Page 8-9
2019 Founders Day Keeping The Past Alive, September 7-8, 2019 by Steve and Vicky Logue . . . . .Page 12-13
2019 Farmer's Pike Festival August 30 - September 2 Labor Day Weekend (Special Pullout Section) by Ray Dickerson . . . . .Page 15-17
2019 21st Annual Indianapolis Fall Bead, Gem, Mineral & Jewelry Show October 4-6, 2019 by Ray Dickerson. . . . .Page 25
2019 Jack Smith Tree Trimming Solved my Problem (s) - I Have a Problem No More, by Ray Dickerson . . . . .Page 26
Centerville Archway Days August 23-24, 2019. . . . . Pages 27

REGULAR FEATURED WRITERS

ROAMING THE OUTDOORS Editorial Comment & Opinion by Ray Dickerson (Bill Burris 1936-2019m Boeing Dreamliner, Bio-Fuels, DNR Releases) . . . . . Pages 4,23,29 & 30
BROOKVILLE LAKE So You Wanna' Catch More Fish by Tag Nobbe (Fishing Brookville Lake in September) . . . . .Page 5
INDIANA STATE POLICE News from the Indiana State Police by Sgt. John D. Bowling (Stop for School Bus, US 36 Dedicated to Trooper Jones, Special Events). . . . .Page 6-7
INDIANA DNR Indiana Department of Natural Resources News by PIO Travis Stewart (Specialty Programs, ICO Dive Team, Drone) . . . . . Page 7
OUTDOOR HUMOR: Mistfires & Snags by Dan Graves (BEWARE GREEDS (FRIENDS) BEARING GIFTS) . . . . . Page 10
LAKE MICHIGAN Fishing Lake Michigan by Mike Schoonveld (MUSSEL RESEARCH SHOWS SOME RESULTS) . . . . .Page 11
AFIELD IN THE OUTDOORS Catching Takes Lots of Practice by Tyler Frame (Flipping for Bass In Heavy Cover) . . . . . Page 14
OUTDOORS Indiana Outdoors by Joe Martino (What you need to be doing Now to get ready for fall) . . . . .Page 19
GUN REPAIR Notes from Prairie Wolf Gun Repair by Marshall Smith (Making Flat Springs for Black Powder Pistols). . . . .Page 20
OUTDOOR SPECIAL EVENTS Blue River Outdoors by Steve Dake (1st Version XTC - July 29, 2019) . . . . .Page 21
OUTDOORS & TRAVEL Outdoors with Rich Creason by Rich Creason (Civil War Relic Collecting Expanding) . . . . . Page 22-23
INDIANA INDIANS News of Native American Indians in Indiana by Shirley Willard (Trail of Courage Plans September 21-22, 2019) . . . . . Page 24
WHITewater VALLEY HISTORY New Adventures In Old Places by Donna Schroeder (From Pillar to Post) . . . . .Page 28-29

GAD-A-BOUT DEPARTMENTS

Advertiser Index . . . . .Page 2 Gad's Corner . . . . . Page 30

ABOUT THE COVER PHOTOS

Top Left: 1953 Centerville Bulldog Basket Ball Team reunion at the MCL Cafeteria in Richmond, IN. A traditional get together by the team members. From left to right. Ron Harris, Julian Johnson, Bill Burris, Mary Lou Wickersham, Sally and Don Cook. See page 4 & 18 is. (Photo by Ray Dickerson)

Top Right: The Union County Founders Day Festival, organized by The Union County Historical Society will take place at the Union County Court House on September 7 and 8, 2019. There are primitive craft displays by many skilled crafters. They are very friendly and interactive. Our challenge is to keep these crafts alive for the next generation to learn how things were done in years past. We enjoy bringing the past to life. (Photo provided by Steve and Vicky Logue)

Bottom Left: This is alex Selig along with his daughter (Carsyn) and son (Aiden) enjoying a day fishing on the Salamonie Reservoir. They caught this

nice mess of crappies on July 10. (Bozarth Country Store Ryan's Photo, Lagro, IN. See Page 30. (Photo by Ryan Pershing, Bozarth Country Store, Salamonie Reservoir)

Bottom Right: Mark your calender for August 30th thru September 2nd, 2019 so you don't miss one of the largest festivals of its kind in the tri-state area, Farmer's Pike Festival. Hours are Friday, Saturday & Sunday 9 a.m. til 9 p.m. Monday 9 a.m. til 5 p.m. There are nearly two miles of compact shopping with acres of free parking on the festival grounds. Included in your admission is some of the best musical entertainment you will find anywhere. On Friday August 30th from 2 to 6 p.m. "Memory Lane Country Show with Dan Anderson; Elvis by Scotty Zion the Farmer's Pike Elvis impersonater; and 6 to 9 p.m. Cook and Belle singing Country Soul 60s, 70s and Gospel. See Page 15 thru 17. (Photo by Ray Dickerson)

CRESTLINER BOATS



SPORTFISH 1950



1850 RAPTOR WT



CLEARANCE PRICES ALL 2019 MODELS

NEW 2020 ARRIVING!

HARRIS PONTOONS



CRUISER 220



SOLSTICE 220

7191 FOX RUN RD BROOKVILLE, IN 47012 765-647-4619

E-mail: boats@parksidemarineandmore.com Website: parksidemarineandmore.com "We are located across the road from Mounds S.R.A. Entrance at Brookville Lake"



# On The Cutting Edge



by Ray Dickerson  
The Gad-a-bout



**BILL BURRIS**

MAY 11, 1936 - JULY 30, 2019

Centerville, IN. - William C. Burris, age 83, of Centerville, Indiana, died Tuesday, July 30, 2019 at Reid Hospital in Richmond, IN.

Born May 11, 1936, in Richmond, Indiana, to Claude and Helen Burris, Bill was a lifelong resident of Centerville.

He graduated from Centerville High School in 1954, where he was a four-year starter on the Centerville High School basketball team that defeated Richmond High School during his sophomore year. Bill also excelled in track. However, baseball was his true passion, starring as a pitcher on the Centerville High School baseball team. After high school, Bill signed a professional contract to play for the Chicago Cubs organization and had a minor league baseball career.

Bill served his country proudly in the U.S. Air Force Reserves. He raised Polled Hereford and Angus cattle and farmed the family farm, while living in the farmhouse built by his family 100 hundred years ago this year. Bill also worked for MEG/Kidde Manufacturing as a shipping supervisor for many years.

Survivors include his son, Stan (Kris) Burris of Wooster, Ohio; grandsons, Sam (Nicole) Burris of Fontana, California, and Lucas Burris of Lima, Ohio; great-grandson, Brixton Burris; son-in-law, Rob Miller of Lynn, Indiana; and many friends.

He was preceded in death by his wife of 48 years, Darlene Dils Burris, who died April 24, 2006; daughter, Shelly H. Burris; parents, sister, Phyllis Ponder, and brother, Bob Burris.

Visitation for William C. Burris was from 5:00 to 7:00 p.m. Tuesday, August 6, 2019, at Mills Funeral Home, 405 East Main Street, Centerville. Funeral

service was held at 10:00 a.m. Wednesday, August 7, 2019, at Mills Funeral Home with Rev. Kim Young officiating. Burial was in the Bryan Cemetery in Centerville.

Memorial contributions may be made to: Centerville-Abington Senior Center, 111 South 2nd Street, Centerville, IN 47330.

**Note:** See Page 18 for my special recognition for my friend Bill Burris who I enjoyed knowing all of my life. When Sherry and I often met him at different restaurants in Wayne County, he affectionately called me by my other name Bill Dickerson gave me a very long time ago, "Ratchit" (misspelled on purpose).

It was always a pleasure meeting and talking with Bill, we had so much in common. Small town boys who grew up in Centerville each going his different direction, but always friends.



The 787 Dreamliner, which was delivered under a lease agreement with AerCap, was fuelled with sustainable aviation fuel (SAF) under a new Boeing programme that offers operators the option to use sustainable fuel for the flight home (Bio-fuels International Photo)

### EGYPT AIR FUELS NEWEST BOEING DREAMLINER WITH SUSTAINABLE AVIATION FUEL

July 24, 2019

EgyptAir fuels newest Boeing Dreamliner with sustainable aviation fuel news item image.

Egypt's national airline EgyptAir has fuelled its newest Boeing 787 Dreamliner with biofuel on the post-delivery return flight.

The 787 Dreamliner, which was delivered under a lease agreement with AerCap, was fuelled with sustainable aviation fuel (SAF) under a new Boeing programme that offers operators the option to use sustainable fuel for the flight home.

"We are committed to the sustainable growth of our airline and supporting commercial aviation's efforts to protect the environment," said Ahmed Adel, chairman and CEO of EgyptAir. "The 787-9 Dreamliner is a great fit for our network and provides our customers with a responsible choice for air travel."

The design of the 787 Dreamliner has been optimised to reduce fuel consumption and emissions by 20-25% compared to the aircraft it replaces.

Since entering service in 2011, the Dreamliner family of aircraft has saved 37 billion pounds of fuel, equal to removing 10 million cars from the road over a year.

"We are delighted to support EgyptAir's fleet renewal strategy and to be a part of this important industry-first milestone," added Aengus Kelly, CEO of AerCap. "The 787 Dreamliner is a perfect choice for EgyptAir, allowing the airline to reduce fuel use and emissions by up to 25% while meeting its sustainable growth ambitions, as well as supporting AerCap's target to transition its fleet to over two-thirds new technology aircraft by 2021."

On the flight back to Cairo, EgyptAir became the first carrier to use a new Boeing programme that

offers operators the option to use biofuel on delivery flights.

The 10,973km flight from Seattle to Cairo represents the longest 787 delivery flight using SAF.

"Boeing and the industry believe sustainable fuel has significant long-term potential to help commercial aviation earn its license to keep growing and meet our climate goals," said Sheila Remes, vice-president of strategy at Boeing Commercial Airplanes.

The biofuels used to fuel the EgyptAir return flight was produced by World Energy at its refinery in California. The fuel is made from agricultural waste and is certified for commercial use.

### "RAYS OPINION ONLY"

### U.S. BEING LEFT BEHIND BY NOT SEEING FOREST FOR THE TREES IN BIO-FUELS —CASE IN POINT BELOW—

July 22, 2019

BP, Bunge create biofuels joint venture in Brazil news item image

UK energy major BP has agreed to form a 50/50 joint venture (JV) with US agricultural trader Bunge, creating a bioenergy company in Brazil.

The JV, which will be known as BP Bunge Bioenergia, will operate 11 mills across the southeast, north and Midwest regions of Brazil, one of the largest fast-growing markets for biofuels in the world.

The new company will have an annual combined crushing capacity of 32 million metric tonnes and will produce a mix of ethanol and sugar.

It will also generate renewable electricity from waste biomass from sugar cane, which will power all sites, with surplus electricity being sold to the

CONTINUED ON PAGE 23

**Pioneer Restaurant**  
Brookville, Indiana  
(Behind the Courthouse)  
**765-647-7935**

- Full Breakfast Menu (Mon - Sat)
- Daily Lunch Specials
- Open Early, Open Late (Mon - Sat 7am - ? Sun 12 - 12)
- Ice & Carry-out Available
- Where good food, friends & spirits come together
- Steak, Chicken & Seafood

"Great Weekend Boat & Bike Parking"

**A-1 LOCK & SAFE SHOP**  
765-966-2597

**Tri-County Awards**  
765-966-0757

**SignGrafX**  
765-962-3636

1001 South "E" Street, Richmond, IN 47374

**Matt's Custom Guns**  
Hours: Monday - Friday 9 am - 5 pm (Other hours by appointment)

Guns - Ammunition - Scopes - Accessories  
Custom Target & Hunting Rifles - Specialize in Reloading Supplies  
Gunsmithing - Muzzleloading Guns & Supplies

Authorized Dealer for Freedom Arms, Dakota Arms, Nesika, Kimber, H-S Precision & Dillon Precision  
3762 N CR 450 E, Connersville, IN 47331  
Ph: 765-825-3418  
Email: mattscustomguns@yahoo.com

**CABINET FACTORIES OUTLET OF RICHMOND**

**Schrock**  
cabinetry

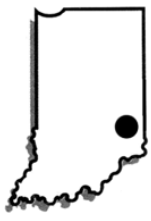
SEE US FOR:

- Cabinets By Schrock • Countertops (Granite & Formica) • Sinks & Vanities
- Discount Room Cabinets \$69.00 or less • Free Estimates • We Deliver

633 South H Street, Richmond, IN 47374 - 765-966-3875  
Hrs: T-F 8 am-5 pm / Sat 8 am-12 pm / Closed Sun & Mon - Website: cabinetoutletofrichmond.com



# So You Wanna Catch More Fish



by **Tag Nobbe**

Professional Fishing Guide

## Fishing Brookville Lake in September

This is one of those months where you must keep an open mind. Don't be afraid to do something different. I myself generally fish with a jig and night crawler, the reason being it works perfectly for imitating a crawl dad. But at this time of year I may troll or pitch a spoon. In September, the lake is so full of bait fish. The majority of the bait fish are shad, but a lot of the predator fish all so have young swimming around in the lake as well. The shad schools are constantly on the move. Some days they



This giant large mouth bass was caught by a guy I like to refer to as big fish, Tim. (Author Photo)

are on flats, some days there on the surface, and other days their suspended. One thing that I do every day I am on the water is keep my eyes open for any disturbance on the surface as well as keep my eyes on the fish finder. I call this hunting not fishing. What you're looking for on the surface is small splashes, and what you're looking for on your fish finder is clouds of bait fish. This is a good place to start. Check around with your depth finder. Look for a hump, a drop off ledge or some type of irregularity on the bottom that could be holding fish. If you find something like this position your boat in the deep water or just about a cast length away and start by casting a jig and night crawler. Fish it slow on the bottom. After a few casts if you don't get bit, tie on a spoon and frog hop it along the bottom back to the boat. If this don't work tie on a crank bait cast and retrieve it across the same hump. This is just a simple process of elimination. We were doing this very thing a couple of weeks ago on my guide boat. We caught 15 catfish and 4 walleye on a jig and

night crawler. One guy picked up a pole that had a 1/2 ounce blade bait tied on it. His very first cast he let it fall to the bottom and started to frog hop it back to the boat when a white bass hit it. I think we caught about 30 white bass that day. Another day we were fishing a jig and night crawler, the fish were biting but it was slow. So, we tied on a couple of crank baits and trolled around on the drop off edge of a flat and caught 10 walleye. This is what I mean by an open mind, you can't go by what worked yesterday. If they are not biting, it might just mean they're not biting what your trying to feed them. If you do troll, try not to over think it. Stick with a medium to medium heavy pole. It can be a spinning outfit or a bait caster. Use crank baits that dive 8 and 10 feet deep or 10 to 12 feet deep. I stick with crank baits that look like fish or crawl dads. If you use monofilament try to stay with 8 to 10 lb. test. Heavier lines will just not let the bait work to its potential If you use braid use 15 to 20 lb. test. There are few differences mono is thicker and stretches. Braid is thinner and doesn't stretch. Mono feels like your dragging a wet t shirt. Braid you can see and feel the crank bait vibrating in the rod tip. This can just be a personal preference, but I like to use braid for trolling. As far as how much line to let out, just enough where the bait is ticking the bottom. I start out at just an idle and just start letting out line as I do this, I count to 75. From here I watch my rod tip as I move a little shallower. When I see my crankbait start ticking the bottom, I check my depth, and this is the depth I want for this crank bait. I might adjust my crankbait in or out a little or make wide S turns with the boat to speed the crank bait up or slow it down. When I'm frog hoping a spoon or blade bait, I like to use a med heavy 6 ft. spinning pole or a 6'6" bait caster pole spooled with 17 lb. test mono. And for fishing with a jig and night crawler I use 6 ft. med. light spinning pole spooled with 6 lb. test mono. All these poles and methods have the potential to catch fish so give one of them a try and you may be pleasantly surprised.

Good Luck Tag

If you need more info go to my web site [www.brookvillelakeguideservice.com](http://www.brookvillelakeguideservice.com) or stop in at 52 Pik-up Convenience store just south of Brookville on State Road us 52. We have a full line of live bait, tackle and Fried chicken to go. So, when you ask for chicken liver, be specific. Lol

To schedule trips contacted me at [tagnobbe@gmail.com](mailto:tagnobbe@gmail.com) call or text my cell 765-265-3238.

I guide fish for walleye, and crappie starting in mid-April till the end of December 7 days a week on Brookville lake. We fish out of a 2017 pro V 2075 with a 250 Honda outboard engine. I supply everything all the way down to cleaning the fish. I can take 1 - 4 people. The price is according to how many go \$475.00 for 4 people \$425.00 for 3 people \$375.00 for 2 people and \$325.00 for 1 person. We start at 7:30 am and fish till 1:30 pm to schedule trips call my cell 765-265-3238 or [tagnobbe@gmail.com](mailto:tagnobbe@gmail.com)

Fully licensed and insured for 22 years now ■

### BROOKVILLE LAKE GUIDE SERVICE



Tag Nobbe  
Owner & Guide

**6 Hour Trip Rate**

(Rates subject to change without notice)

- 1 Person \$275.00
- 2 People \$325.00
- 3 People \$375.00
- 4 People \$450.00

A non refundable \$50.00 deposit is required for booking. Cancellations within 48 hours of your date will be credited towards a future guide trip.

#### Fishing Seasons

April - December Walleye Charter Seasons  
April - October Crappie Charter Season  
Mix any of the above in the same day

Contact me for your fishing trip by  
Calling my Cell: 765-265-3238

E-mail: [tagnobbe@gmail.com](mailto:tagnobbe@gmail.com) or

Website: [www.brookvillelakeguideservice.com](http://www.brookvillelakeguideservice.com)

Fully licensed & insured for 17 years now.

### MIGHTY MUFFLER BRAKES • SHOCKS • TIRES

Complete Automotive  
Repair

"No Muff . . . Too Tuff!"

1440 N.W. 5th St., Richmond, IN

Darin Doner, Owner

765-966-6833



## When it comes to fueling your outdoor needs

Gasoline • Fresh Coffee • Deli Style Sandwiches • Fountain Drinks • Snacks • Sporting Goods  
Live Bait & Tackle • Guided Fishing Trip Information • Hunting & Fishing Licenses • Check Station and More



Brookville Lake Guide Service

Guide: Tag Nobbe

Cell: 765-265-3238

Web: [brookvillelakeguideservice.com](http://brookvillelakeguideservice.com)

Near Brookville Lake just south of Brookville on U.S. Hwy 52 (765) 647-3600



# Trooper Roy E. Jones US 36 Dedication Ceremony At District 51



Left Photo: 1, L-R Betty Jones-Taylor, Jason Jones and Jennifer (Jones). Right Photo: 2 L-R-Supt. Carter, Jason Jones, State Rep. Bob Cherry, Jennifer (Jones) and Betty Jones-Taylor.

## News from the Indiana State Police



by Sergeant John D. Bowling  
Public Information/Recruiting Officer

### "Do I Have to Stop For that School Bus?"

In Indiana, late July and early August brings hot weather, the State Fair and also the start of a new school year. Every school year the Indiana State Police receives numerous complaints about school bus stop arm violations from school corporations around the state. The Indiana Department of Education surveys school corporations annually for stop arm violations on one given day, and reports those numbers to the National Association of State Directors for Pupil Transportation Services (NASDPTS).

There are just over 16,000 school buses on the road in Indiana, and according to the yearly statistics, as the number of school buses on the road has increased, so has the number of school bus stop arm violations.

The Indiana State Police would like to remind motorists of the Indiana law concerning school buses, flashing lights and stop arms. Remember, when approaching a school bus from any direction, which is stopped with its flashing red lights activated and its stop arm extended, **MOTORISTS ARE REQUIRED TO STOP, EVEN ON MULTIPLE LANE HIGHWAYS IF THERE IS NO BARRIER OR MEDIAN SEPARATING LANES OF TRAFFIC.**

• Motorists who are on a highway that is divided by a barrier or unimproved median (i.e. a concrete or cable barrier or a grass median) are required to stop only if they are traveling the same direction as the school bus. **If there is no unimproved median or barrier, then all lanes of a highway, in all directions must stop for a school bus stop arm.**

When approaching a school bus always be prepared to stop and watch for stopped traffic.

Disregarding a school bus stop arm is a serious moving violation and one that school bus drivers are quick to report. Violation of this law is a Class "A" infraction and is punishable by a maximum fine of up to \$10,000.

The Indiana State Police is committed to the safety of our children, motorists and highways, and will continue our enforcement and education efforts to ensure that safety. To learn more about national stop arm violation statistics you may access the National Association of State Directors of Pupil Transportation Services web site at <http://www.nasdpts.org/StopArm/index.html>.

who was assigned to the Pendleton District, was in route to help the Markleville Town Marshal when he was killed in an automobile crash in Pendleton. This afternoon members of his family, including his wife and children, attended a ceremony at the Pendleton Post to dedicate a section of US 36 through Pendleton as the Roy E. Jones Memorial Highway.

The ceremony was hosted by Indiana State Police Sergeant Todd Harless, and speakers included Indiana State Representative Bob Cherry; Indiana State Police Superintendent Doug Carter, along with the daughter of Roy Jones, Jennifer, and his son Jason, who was only four at the time of his father's death. After the ceremony attendees met at the site of the old Indiana State Police Post, at the corner of US 36 and SR 9, to take photos with the sign dedicating that section of US 36 to the memory of Trooper Roy E. Jones.

Trooper Jones graduated from Connersville High School in 1966 and attended Indiana

## US 36 Dedicated to Trooper Roy E. Jones

Pendleton –  
Back on July 3rd, 1979, Trooper Roy E Jones

## ISP IS NOW TAKING APPLICATIONS ARE YOU LOOKING FOR MORE THAN A CAREER?



For An On Line Application and More Information  
Visit Our Website at <http://www.in.gov/isp/2368.htm>



University before serving his country in the US Army Special Forces in Vietnam. While serving in Vietnam he was awarded the Bronze Star among other medals and awards. He came back home to join the Indiana State Police in 1976 and was assigned to the Pendleton Post. At the time of his death Trooper Jones was survived by his wife Betty and his four children, Bill, nine years old; Jennifer six years old; Jason four years old and Jamie, two years old.

## Special Events 2019 Now in Full Swing

If you've ever been to a large event in Indiana, chances are you've seen an Indiana State Trooper there. More than keeping roadways safe, doing investigations, assisting motorists and responding to calls to service, we also provide security at most large special events in Indiana.

All of these manpower needs are coordinated by the Special Operations Section of ISP. Here are just some of the events we provide security for; all the Indy 500 pre-race and race day activities; The Brick Yard pre-race and race day activities; The Indianapolis GP race; Indiana Black Expo; The Indiana State Fair from 8/2-8/18 and the National Drags on Labor Day weekend are just some of the events we cover.

This is not even a complete list as there are other events we cover throughout the year as well. It can be a daunting task bringing troopers from all over the state to one location to cover a special event, but it's what we do.

Speaking of special events, if you're at the state fair this year, I'll be in the north information booth the first half of the fair, August 2nd through August 9th. If you get up on the north side of the fairgrounds make sure you stop by and say hello. ■

### 3 - D ARCHERY TRAIL

BROOKVILLE LAKE - QUAKERTOWN SRA

RINEHART LIFE SIZE ANIMAL TARGETS

UP TO 19 SHOOTING STATIONS

OPEN TO ALL - COMPOUND, RECURVE, CROSSBOWS

FIELD POINTS ONLY

THERE WILL BE AN ENTRANCE FEE INTO THE QUAKERTOWN AREA

DONATIONS WILL BE ACCEPTED TO HELP OFF SET REPLACEMENT OF CORES AND TARGETS

DATES TRAIL WILL BE OPEN

SATURDAY & SUNDAY - 9 AM TO 3 PM ON -

JUNE 8TH & 9TH, JUNE 22ND & 23RD, JULY 6TH & 7TH

SATURDAY - 9 AM TO 3 PM ON -

JULY 20TH, AUGUST 3RD, AUGUST 17TH & AUGUST 31

SEPTEMBER 14TH, SEPTEMBER 28TH

## Mendenhall

*True Value*  
Help Is Just Around The Corner.

WE REPAIR SCREENS  
LIVE BAIT IN STOCK

125 S. W. 5th Street  
Richmond, IN 47374  
765-962-4842

## Indiana Department of Natural Resource News



by PIO Travis Stewart

### Indiana Conservation Officers Specialty Programs

Like many law enforcement agencies, as Indiana Conservation Officers we have a multitude of responsibilities. With these responsibilities we also have specialized training. Some training is voluntary and requires additional responsibilities. In this article I want to point out two of our specialty programs that officers can participate in if they choose to and are qualified.

#### ICO Dive Team

First I want to point out our dive team, which is made up of approximately 50 volunteer officers that are certified as a public safety divers. The training they go through is extensive, and it lasts up to six weeks. It starts with a physical swim test to determine if they are eligible to become a diver. They then begin an extensive classroom curriculum to learn the basics about underwater diving and the safety associated with it.

After classroom work, the officers transition into the pool to become comfortable breathing underwater and getting to know their gear. This allows them to start in a controlled environment. After a few weeks of this training, the officers move into open water diving, where they conduct training dives to further understand and become comfortable with their gear until they graduate and become certified divers.

So what gear do dive team members wear? The first piece is the BCD (buoyancy compensator device). This helps divers stay neutrally buoyant and under the waves, or ascend to the surface when needed. The BCD is also what their oxygen tanks are attached to, along with knives or scissors.

Dive team members also utilize a full face mask, fins, a weight belt, and a dive computer, which tells them water temperature, time, depth, and the pressure of their tank. They also have a dry suit and wet suit. They choose one of these depending on what they'll be doing or what the temperature of the water will be. Communication gear is integrated into their face mask and that gear is attached to a rope, which attach-

es to a communication box on shore so they can communicate with shore support or another diver.

After completing this training and being issued their gear, what do our divers do? There are two roles that they serve; they rescue and they recover. Once they are on the scene, the best thing for a diver to do is to obtain a last seen point. This gives them a place to start a search, which eliminates wasted time and ensures they can evaluate the area for a safe dive. In most situations, it is ideal for three divers to be on scene. In that scenario, one diver is in the water searching, a second diver is ready to descend to keep the first diver safe or take over searching, and a third diver serves as a backup to the backup. Once they arrive on scene and determine a last seen point, they suit up and start the rescue or recovery mission. Once in the water, there are different search techniques that are utilized depending on the target.

Our divers train hard and often, at least once a month. They want to stay on top of their game and be ready for any type of call. A big part of the continued training is to ensure their gear is properly functioning due to the majority of the water in Indiana is "black water," meaning it is dark, murky, and hard to see.

Next time you see one of our divers, make sure to thank them for what they do!

#### Drone

I also want to touch on a newer specialty that the Law Enforcement Division has acquired. In 2016, we started a program utilizing Unmanned Aerial Vehicles (UAV), commonly referred to as drones. Like with everything, technology enhances and improves, thus taking part in this technology can greatly improve our ability to search for a missing child or lost individuals.

How does an officer become a drone operator? They have to be a certified pilot with the FAA (federal aviation association). However, this does not mean they can hop behind the controls of a Boeing 747, because their pilot's license limits them.

Law enforcement has four drones across the state. They are located in the central and southern part of the state. So why are they located there and not elsewhere? Data was compiled, which indicated majority of missing or lost persons were located in those areas.

What gear do they use? The drone is a DJI inspire 1, which has four propellers. The drone can be equipped with either a live video feed camera or FLIR (infrared). A tablet is used for the video feed of the camera of FLIR, and of course a controller. The drone has a flight time between 25 and 30 minutes, with a return to home feature when the battery becomes critical.

The pilots have to train multiple times a month to keep up on their flights, and their license. This also ensures their equipment is operational and is ready for when the time comes.

I plan to cover other specialties available within our division in the future, so look for those to be coming soon.

See 3-D Archery Trail Information at Brookville Lake-Quakertown SRA, Open to all with the dates the Trail will be open and times. See information bottom left side of this page.

As Always, Stay Safe Indiana! ■

## QUAKERTOWN MARINA

Located on beautiful Brookville Lake at the peaceful North end...Quakertown S.R.A.  
Liberty, Indiana Ph: 765-458-6490  
[www.quakertownmarina.com](http://www.quakertownmarina.com)



1992 Gibson Houseboat 42x12 with Volvo 130 engine, sleeps 6, oven/stove, refrigerator, shower/bathroom, furnished. Very Nice Boat!

Asking \$33,000.00

#### BOAT RENTALS

PONTOON BOATS - Weekday

	4 Hours	6 Hours
24' (10 person)	\$120.00	\$170.00
30' (14 person)	None	\$210.00

PONTOON BOATS - Weekend & Holidays

	4 Hours	8 Hours
24' (10 person)	\$180.00	\$270.00
30' (14 person)	None	\$340.00

- Visa or Mastercard deposit required on pontoon rentals
- 24 hr. Cancellation policy
- Plus fuel usage / Over 8 hours - \$40.00 per hour
- Rentals are subject to 7% sales tax.

NO SMOKING • NO PETS • NO GRILLING  
LANDAU BOATS • MERCURY MOTORS





Charlie Burton, Assistant Superintendent of the Indiana Veterans Memorial Cemetery welcoming the Mayor of Madison, Indiana and the Seabees who would be dedicating the newly placed Navy Seabee Veterans of America Memorial in their Cemetery.

Madison, Indiana mayor Damon Welch welcoming the Seabees to Madison and thanking them for picking their Cemetery to place this Seabee Memorial. Mayor Welch told everyone attending he was proud to be involved with these kind of activities in Madison.

## Seabee Veterans of America Memorial Placed & Dedicated In Indiana Veterans Memorial Cemetery in Madison, IN Saturday July 27, 2019

Article & Photos by Ray Dickerson  
(Son of Seabee MMS 1/C Ray Dickerson 1914-1992)

I got a call from Seabee Eric Gentry Commander of Island X-4 New Castle, IN inviting me to attend a Memorial Dedication of a Navy Seabee Veterans of America Memorial placed in the Indiana Veterans Memorial Cemetery in Madison, IN on Saturday July 27, 2019. I told him I would be there if I could make it.

It is the goal of the United States Navy Seabees to place a Navy Seabee Memorial in every National Cemetery in the United States of America. The last one I attended was in Marion, Indiana. My attending that one was primarily the reason I was invited to this

one.

As many of you know my father, MMS1/C Raymond Eugene Dickerson was a Navy Seabee in WWII. I have his name except for the middle name, mine is Earl. I didn't really get inquisitive about my father's war experience until 2007 when along with my sister, Wilma we attended the 79th NCB reunion held in Lancaster, PA at that time and have enjoyed attending other Seabee reunions since then.

As it turned out I was able to rearrange my schedule and attend the Memorial Dedication and I'm very glad I did. It was an honor to meet all that attended this one and I purely enjoyed hearing the Taps played by Richard Wooten. He had his whole heart and soul in every note, it was wonderful. (See group photo on next page, Richard is holding his bugle.) Richard is a member of Island X-4 in New Castle, IN.

Dan Wells, Commander of the U.S. Seabees of Indiana and is a member of Seabee Island X-4 in New Castle also. I've had the pleasure of attending

several Seabee activities with him. Dan is what we called the work horse of the Air Force type of a guy. He is the one who makes sure everything gets done, no fan fare, just steady as you go dedication to the cause. (See photo on next page, he's in back row, left side)

Also attending the Dedication was Mayor of Madison, Indiana, Damon Welch. Damon is that rare kind of mayor I like. He is down to earth, friendly and eager to help causes that mean something. It's kind of funny, well maybe. I introduced myself telling him about my Seabee Dad who I pointed to on the cover of a October 2010 Gad-a-bout I had in my hand. I handed it to Mayor Welch to look at and he kept it. I told him I had a newer one in my truck, that one had been in the barn for some time and looked like it too. I hope he enjoyed it, it was one of my favorite issues. I probably got about 300 of them left in the barn.

Shortly thereafter the dedication ceremony began,



Left Photo: Madison Mayor Damon Welch talking to Seabees adjacent to the Seabee Veterans of America Memorial that was unveiled after the Memorial Service. Right Photo: Madison reporter for Madison Courier, Connor Jacobs, giving Bob Wooten his contact information.



MONTEREY BOATS



POLAR KRAFT \$14,299  
Since 1951



KNOTMARINE.COM

New and Used Boats

Mention this AD & Receive

\$2,000 discount On Monterey boats

Blackfin and Anglers Qwest Available

Live Bait and Tackle Shop

Service Shop

(Honda, Mercury, Suzuki and Yamaha)

Ship Store (Life Jackets, Floats)

Shrink Wrap and Winterizations

On Site Boat Ramp (1-Day or Season Pass)



SEAARK BOATS



Qwest Pontoons

\$21,999 Including Trailer

4895 BEAVER ROAD UNION, KY 41091 (859) 384-0634

E-mail: [robbie@knotmarine.com](mailto:robbie@knotmarine.com) & [robert@knotmarine.com](mailto:robert@knotmarine.com) Website: [knotmarine.com](http://knotmarine.com)





Dedicating Navy Seabee Veterans of America Memorial placed in the Indiana Veterans Memorial Cemetery in Madison, IN on July 27, 2019. Left to Right: Charlie Burton Assistant Superintendent at the Indiana Veterans Memorial Cemetery in Madison, Indiana, Richard Wooten (Performed Taps on his Bugle) United States Seabees, member of Island X-4 New Castle, IN., Mike Freeman from Muncie, IN. member of Island X-4 New Castle, IN., Norman O. Dupuis National Publicity Chairman for the Navy Seabee Veterans of America, Inc., Eric Gentry from Oakdale, IN. Commander of Island X-4 New Castle, IN., John Jones from Charlottesville member of Island X-4 New Castle, IN., Jack Richter from Tipton, IN member of Island X-4 New Castle, IN., Stephanie Probst Honorary member of Navy Master at Arms, she is from Knightstown, IN. and Damon Welch Mayor of Madison, IN. Back Row Left to Right: Dan Wells Commander of U.S. Seabees of Indiana, member of Island X-4 New Castle, IN., Robert Sisson member of Island X-4 New Castle, IN., Jeff Probst from Knightstown, IN member of Island X-4 New Castle, IN., Robert "Bob" Wooten from Carthage, IN Secretary of National Seabee Veterans of America (NSVA) Island X-4, New Castle, IN., NSVA North Central District Commander and NSVA Secretary Treasurer Department of Indiana. (Photo by Ray Dickerson)



Seabee Honeybees (Wives of Seabees) Left to Right: Preswinda Freeman from Muncie, IN., Bonnie Wooten from Carthage, IN., Pamela Burt from Kokomo, IN., Marian Dupuis from Orlando, FL., Linda Richter from Tipton, IN., Belinda Gentry from Oakdale, IN. and Stephanie Probst from Knightstown, IN. (Photo by Ray Dickerson)

first we faced the American Flag and recited the Pledge of Allegiance followed by Seabee Mike Freeman being asked to lead us in a prayer. Everyone bowed their heads as Mike said an enlightening prayer and everyone said, Amen!

Then Assistant Superintendent at the Indiana Veterans Memorial Cemetery, Charlie Burton spoke on behalf of the Cemetery, thanking the Seabee

Veterans for the honor of placing the Seabee Memorial in their cemetery.

Charlie then introduced Mayor Damon Welch, mayor of Madison, Indiana.

Mayor Welch first off said, "Good afternoon Seabees." The Seabees responded in unison, "Good Afternoon!" The Mayor thanked the Seabees for inviting him to the dedication. He thanked the

Seabees for picking the Indiana Veterans Memorial Cemetery in Madison to place their memorial. It was a great honor and one that will resinate in the minds of all Veterans and citizens of Madison from this day forward. He finished his talk by saying, "God Bless each of you and God Bless America." He received a rousing round of clapping by everyone attending the

**CONTINUED ON PAGE 13**



**We Value Your Trust and Confidence**  
*Mills Funeral Home*  
 Serving the Centerville Area  
 405 East Main Street, Centerville, IN 47330  
 (765) 855-5342



**WILDFIRE MOTORS**  
 BAD CREDIT, NO CREDIT, NO PROBLEM

**CARS ~ TRUCKS ~ SUV'S**

4741 National Rd West (Corner of US 40 & Airport Rd) Richmond, IN 47374

**CALL: 765-939-FIRE (3473)**

E-mail: [wildfiremotors1@gmail.com](mailto:wildfiremotors1@gmail.com) / Website: [wildfirerichmond.com](http://wildfirerichmond.com)

**"OUR BRAND NEW SERVICE BUILDING & BIGGER SALES LOT IS READY FOR YOU"**

**WE ARE OPEN SO STOP IN AND SEE OUR GOOD DEALS TODAY**



## Misfires & Snags



by Dan Graves

### BEWARE GREEKS (FRIENDS) BEARING GIFTS

We're all familiar with the story of how the Greeks pulled a sneaky on the city of Troy by concealing soldiers inside a huge wooden horse. When the offering was pulled inside the gates of the city the soldiers inside then conquered their foes. It's assumed that the old saying of "Never look a gift horse in the mouth" came from this trick. Whether or not this tale, having been passed down over centuries, is factual, we should all be aware of gifts that seem to be too good to be true.

A few years ago my grand son received a small remote controlled helicopter as a Christmas gift. Within an hour the little showoff was cruising the thing effortlessly through the house, flying from room to room and driving their dog crazy by hovering it inches from the mutts nose. Fascinated, I told Judy, "I've gotta have one of those things". My dream came true the following Christmas. Called an Air Hog, it came with a warranty that assured the new owner that any faulty parts would be replaced free of charge. After charging the batteries, with a steely glint in my eyes and sweaty palms, I advanced the controls and slammed the thing into the ceiling. An inspection showed no apparent harm, but I used a little more care on the next takeoff. The manufacturer should have included specific instructions concerning extra caution in avoiding ceiling fans. The final score, ceiling fans one, little helicopters, nada. Afraid to submit a warranty claim and possibly have to explain the reason, I decided to move to a bigger chopper, one with friendlier controls.

Voila! This one was more stable and due to its size it flew more like a bumblebee than a nervous house fly. However, even bumblebees can be a little erratic. After bouncing the thing off furniture, leaving rather attractive swirl marks on the ceilings and hearing Judy complain about close calls with her hairdo, it was time to move up to the big leagues. Another Christmas gift and I now have a mongo chopper, two-and-a-half feet long with 22" counter-rotating rotors for stability. Meant to fly outdoors, the ceiling fan is now safe, Judy's hair-

do will remain unruffled and the neighbor's bird snatching cat is in for a big surprise. Now, I'm not sure if I'm a Greek or a Trojan. Only time will tell.

A gift can be either a blessing or a curse. Be especially wary when a friend offers something, you ask how much, and he says, "You can have it". A friend who lives in a neighboring state and owns a summer home nearby did just that. He called to ask if I would be interested in a motorcycle. I've ridden for a number of years and have owned a number of motorcycles including the good, the bad, and the ugly. According to this friend, the offered motorcycle had been sitting in his garage for a number of years and he needed the space. He would deliver it free of charge. Envisioning a vintage bike (also referred to by bikers as "scoots", "rides", "iron" etc.) powered by a stump pulling engine, I didn't hesitate, especially since the price was right. Free is free no matter how you slice the pie. Anxiously, I waited until a week later he drove in with it tied down in the bed of his pickup. I could see that his idea of a motorcycle and mine were on two different planets. The thing is what is known as a moped, basically a enlarged bicycle construction powered by an engine normally used on chain saws, sump pumps, large weed eaters, and construction site cooling fans. Built in 1977 by an Austrian firm called Puch, it was at one time the choice of transportation for nerdy high school students, eccentric college professors, and those unfortunates losing their licenses after being caught imbibing while driving. I thanked him profusely for the gift and rolled it into the garage before the other neighbors could start the rumor mill. The enemy was now within the walls of Troy.

Obviously, having sat idle for so long, the machine was not in running condition. Giving in to curiosity, I tried to start the engine and got nothing but weak "Phht, Phht's". Of course, anyone who sees a sign by a large red button that says, "Do Not Push This Button" will push it. Pulling up a stool, I first removed the spark plug and checked it. It was producing the required spark, so the problem was elsewhere. I began removing strange Austrian made parts until the diminutive carburetor was exposed. Removed and dismantled, it was a mess with a gummed float bowl and plugged main jet. After a thorough cleaning I re-assembled it, poured fresh fuel in the tank and kicked the starter. Well, I'll be a Viennese politician, the little hummer started. That's when I noticed more fuel dribbling on the garage floor than was going into the carburetor. Now determined to resurrect it from the world of the dead, I spent the next few weeks constantly removing the fuel valve, working on it, re-installing it and then removing it until I finally concluded that the Austrians must all have fuel stains on their garage floors. It probably leaked from the day it left the factory.

Now determined to solve the problem, I installed a jury rigged valving system that doesn't leak and proudly rode it out of the garage and into

public scrutiny. At 6'3" tall, I look like a giraffe on a skate board, but I no longer care about my public image. In a sense I've defeated the Greeks and turned their phony horse into a gallant mount that puts all my other present and former rides to shame. Helen of Troy would be proud of me. ■

## ACE Scotts Hardware

Junction 31 & 56, Scottsburg, IN

812-752-2991

- WE CARRY A FULL LINE OF RIFLES, SHOTGUNS, HANDGUNS & AR'S
- OUR SHELVES ARE FULL OF AMMO, OPTICS & ACCESSORIES
- WE HAVE EVERYTHING FOR YOUR HUNTING, FISHING & SHOOTING NEEDS
- NOW BUYING GINSENG & YELLOW ROOT



HOURS: 7 AM - 8 PM MON. - SAT. / 8 AM - 6 PM SUN.

## C&T CYCLE

812-752-5466



(812) 752-5466

We Service All Major Brands Of Motorcycles, UTV's & ATV's

From Minor Service To Complete Rebuilds

Triton Trailer Authorized Dealer

Many Utility Trailers In Stock

Hwy 31 South in Scottsburg, IN  
Just Off I-65

30 Mile North of Louisville  
85 Miles South of INDY

E-mail: [xlch1@mw.twcbc.com](mailto:xlch1@mw.twcbc.com)

# BARTON'S BAY BOAT & SELF STORAGE

765-914-5118

-INDOOR-OUTDOOR-PERSONAL-BOAT/RV-  
-MINUTES FROM BROOKVILLE LAKE-

## DAIRY COTTAGE RESTAURANT

(765) 647-5451



Home Of Flavor Rich Fried Chicken

Complete Line of Sandwiches, JoJos, Fries, Mozzarella Sticks, Onion Rings, Etc.

LARGE SELECTION OF ICE CREAM, SHAKES, SUNDAES, CYCLONES

1116 Main St. Brookville, IN 47012

Est. Oct. 02, 1958





# Fishing Lake Michigan



by **Capt. Mike Schoonveld**

## MUSSEL RESEARCH SHOWS SOME RESULTS

Lake Michigan's Good Harbor Reef, near Sleeping Bear Dunes National Lakeshore, was once a major spawning habitat for species like lake trout and whitefish. However, since the 1980s the reef has been plagued with invasive zebra and quagga mussels to the point reef-dependant fish species are



Great Lake reefs have become encrusted with invasive mussels. (Author Photo)

greatly diminished or completely absent. The same situation is manifest on other, similar, reefs throughout the Great Lakes. I single out Good Harbor Reef only because it is the location of a pair of research projects delving into potential mussel elimination or control techniques which could be applied at other reefs and spawning habitat throughout the Great Lakes.

One experiment is currently winding down and another is just beginning at Good Harbor Reef. Both are aimed to learn if it's possible to get a mussel population under control in a discreet area and what impact doing so might have on the local ecosystem. Neither will ever totally eradicate the invasive mussels, but both could prove to be important steps leading to other discoveries which could be more impactful.

The research being finalized started a few years ago when teams of divers descended on the reef to manually remove the invasive mussels from the rocks. They cleared a bit more than 430 square feet, not much more than a 20 by 20 foot area.

At first thought, sending scuba divers down to scrape away all the invasive mussels and expose the reef rocks seems to be at best an exercise in futility. Even if it were to prove out, there's no way manual removal could ever make a dent in the thousands of square miles of mussel infested substrate in the Great Lakes. It would be like trying to mop a gymnasium with a Q-Tip.

However, the research did reveal the possibility that another invasive species, the round goby could

be a partial solution to the mussel problem. Over the monitoring period the scientists noticed the rocks scraped clean of mussels were remaining clean instead of being recolonized by mussels.

Another invasive species which showed up in the Great Lakes long after both zebra and quagga mussels were well established is the round goby. Gobies are endemic to the same area of Eastern Europe from which invasive mussels are native; and in fact, gobies are known to eat both zebra and quagga mussels. However, like mopping a gym with a Q-Tip, the chance of gobies eradicating or even gulping down significant quantities of mussels is remote.

Still, there's some reason the cleaned off area of the Good Harbor Reef is staying clean and it could be related to gobies. The working hypothesis is the gobies are eating mussels while they are still in their juvenile stage, preventing them from becoming a problem again. If a way to rid significant areas of mussels is developed, the gobies might be key to keeping future populations under control.

The newest project at Good Harbor Reef is geared to determine if there's a way for mussels to be cleared from larger areas effectively and with less cost. If that can be done, and the gobies can subsequently keep these larger areas clean, it will be a significant step.

A mussel-killing toxin called Zequanox was developed several years ago. Zequanox is made primarily from the dead cells of a common soil bacteria and has proven to have no effect on most inverte-

**CONTINUED ON PAGE 23**

**CAPTAIN MIKE SCHOONVELD**  
**AFFORDABLE**  
**LAKE MICHIGAN SALMON FISHING IN INDIANA**  
**FOR 1 TO 4 PEOPLE**  
**Tackle Furnished, Fish Cleaned**  
 www.brother-nature.com

**Brother Nature Charters**  
**1-877-SALMON-5**

# STEVE'S MARINE

**AT BROOKVILLE LAKE • 765-458-7527**  
**1156 WEST DUNLAPSVILLE ROAD., LIBERTY, IN**



# 2019 FOUNDERS DAY KEEPING THE PAST ALIVE

by Steve & Vicky Logue

The Union County Founders Day Festival, organized by The Union County Historical Society will take place at the Union County Court House on September 7 and 8, 2019. There are primitive craft displays by many skilled crafters. They are very friendly and interactive. Our challenge is to keep these crafts alive for the next generation to learn how things were done in years past. We enjoy bringing the past to life. You will see pottery created, wood craft, butter churning, yarn spinning, chair caning, apple cider making, corn husk doll making, wood carving, tin punch, candle dipping and other crafts. There will be music throughout the weekend, a tractor show, a pirate show and three magic shows by Magic Don Miller. There is no charge to come and enjoy this event.

Some of the new events include a free Christian music concert by Revived on Saturday evening and it should be excellent entertainment (bring your own chair). A car show is scheduled for Sunday. Also on Sunday afternoon is a fund raising auction of Union County Treasures made by craft vendors and com-



Founder's Day craft persons demonstrating their goods. (Author Photo)

munity people of excellent quality. These items make great Christmas gifts or can just be enjoyed by yourself and family.

You should check out this weekend and see what new things you may learn about living in the past. ■



- 9:00 A.M.** Craft Demonstration - Vendor Booths Open  
**10:00 A.M.** Flag Raising - Union County Boy Scouts  
**11:00 A.M.** Food at Templeton Cabin - UC Historical Society  
**11:00 A.M.** Pedal Tractor Pull/Races  
**1:00 P.M.** Paul O the Pirate - Paul Odenwelder  
**3:30 P.M.** Blue Grass Music  
**6:00 P.M.** REVIVED - Contemporary Christian Music Concert  
 Rain or Shine (bring lawn chairs)




Events throughout the day on Saturday and Sunday include:  
 Blacksmith, Butter Churning, Pie Crust Making Demonstration  
 Knitting, Weaving, Woodcarving and Apple Cider making.



**Sunday September 8, 2019**

- 8:30 A.M.** Breakfast - Biscuits and Sausage Gravy - UC Historical Society  
**9:30 A.M.** Church Service - Grace Community Church  
**10:30 A.M.** Flag Raising - Union County Boy Scouts  
**11:00 A.M.** Craft Demonstrations - Vendor Booths Open  
**11:00 A.M.** Food at Templeton Cabin - UC Historical Society  
**11:00 A.M.** Pulled Pork Sandwiches and Baked Goods  
**11:00 A.M.** Magic Show - Don Miller  
**12:30 P.M.** Music  
**2:00 P.M.** Magic Show - Don Miller  
**3:00 P.M.** Union County Treasures Public Auction  
 Items Hand Crafted and Donated by Demonstrators and Others  
 All proceeds go to the Union County Historical Society



Tractor Show - Saturday & Sunday - Courthouse Square  
 Car Show - Sunday Registration 9:00 - 12:00 Front Side of Courthouse  
 The Liberty Depot Museum (Union County Historical Society)  
 Open 12:00 - 4:00 Saturday and Sunday

## BERTCH'S HARDWARE & RAMEY PLUMBING



**51 W. UNION ST. LIBERTY, IN 47353**  
**PH: 765-458-5512**

## "ACROSS FROM COURTHOUSE"

**HOURS:**  
 Tues - Sat  
**6 am to 1 pm**  
 Sundays  
**6 am to 1 pm**



Home Cooked Meals  
 Dine-In or Carry-Out

**LIBERTY RESTAURANT**  
 7 West Union St., Liberty, IN 47353  
**765-458-5223**



Like a good neighbor  
**State Farm**  
 is there®



**CARL SHARP**  
 27 W. Union St. Liberty, IN  
**458-5574 or 800-974-5574**  
 www.carlsharp.com



State Farm Insurance Companies  
 Home Office  
 Bloomington, Illinois





Magician performing at Frontier Days. (Author Photo)



Frontiersman Eugene Fannin talking to family at Founders Day. (Author Photo)



Founders Day visitors checking out the food at Templeton Cabin. (Author Photo)



Founders Day craft person preparing for visitors. (Author Photo)

## NAVY SEABEES

CONTINUED FROM PAGE 4

dedication.

(See photos of Mayor Damon Welch on this page)

Following Mayor Welch, was Robert "Bob" Wooten Navy Seabee Veterans of America's (NSVA) North Central District Commander and NSVA Secretary Treasurer Department of Indiana. Bob is

one of those fellas who doesn't rush to the front, he's mild mannered, but eager to satisfy his constituents and justify the well being of their cause. He began with, "Welcome everybody, glad you made the long trip down here, Seabees and friends alike. About the Monument we are placing here today. The NSVA is the National Organization of Veterans of America. One of our missions is to place a Monument honoring Seabees in every National Cemetery across America. Currently with the one here in Madison, Indiana, forty-four Monuments honoring Seabees have been placed with more being planned. The Seabee Motto is, "We Build - We Fight!"

I for one am sure, knowing these Seabees, their mission will be completed. As it says on the Seabee Logo at the top of page 8, "Seabees Can Do!"

It was time to unveil the Seabee Monument that had been covered until this moment. I held my camera poised to take a photo of it and all the Seabees, Mayor and Charlie too. Uh-Oh, I forgot to invite the Seabee wives (otherwise known) as Honey Bees. So after the Seabee Veterans moved away I asked the wives if they would stand on either side of the monument so I could take their photo too. (See photos on page 9)

Next, State Commander Dan Wells gave the presentation of the Monument to the Indiana Veterans Memorial Cemetery in Madison thanking them for accepting the placement of the Monument in their cemetery.

Accepting the Monument was Charlie Burton, Assistant Superintendent at the Indiana Veterans Memorial Cemetery. He reassured the Seabees the Monument would be well taken care of and would be a lasting reminder to all that see it of the love and devotion to our Country, Seabees and all Veterans have for America.

Then Indiana State Commander Dan Wells asked Seabee Mike Freeman if he would say the closing Prayer. Mike abliged the request and said the prayer.

At the end of the prayer, Seabee Veteran Richard Wooten played Taps in the silence which resinated through every heart and mind of those present.

So ended the Memorial Service.

A fellow newspaper reporter attended the Memorial Service. I introduced myself to him and learned his, Connor Jacobs, who worked for the Madison Courier. We had a nice chat learning about each others' involvement with our newspaper.

It was a great day and I was very glad I attended.

I don't get to meet with the WWII Seabees very often anymore since first meeting them in 2007. The last reunion we attended was in Ephrata, PA, only four was able to attend it. I will be sending all of them a copy of this issue. I know they will enjoy reading about Seabee Island X-4 members and seeing the photos of the Madison, IN attendees too.

God Bless, one and all. ■

**Heritage Goodhew Enterprises, Inc.**

**HERITAGE GOODHEW**  
STANDING SEAM METAL ROOFING  
New Installation & Metal Roof Repair

**765-857-2623**  
[www.heritagegoodhew.com](http://www.heritagegoodhew.com)

Why Cook Tonight, When We'll Deliver It right?

**\$2.00 OFF ANY 16 INCH PIZZA**  
*BRING THIS COUPON*

**Pizza King**  
DINE IN  
CARRY OUT  
DELIVERY  
**(765) 458-5775**

Hours: Sunday thru Thursday 10:00 am - 10:00 pm  
Friday & Saturday 10:00 am - Midnight

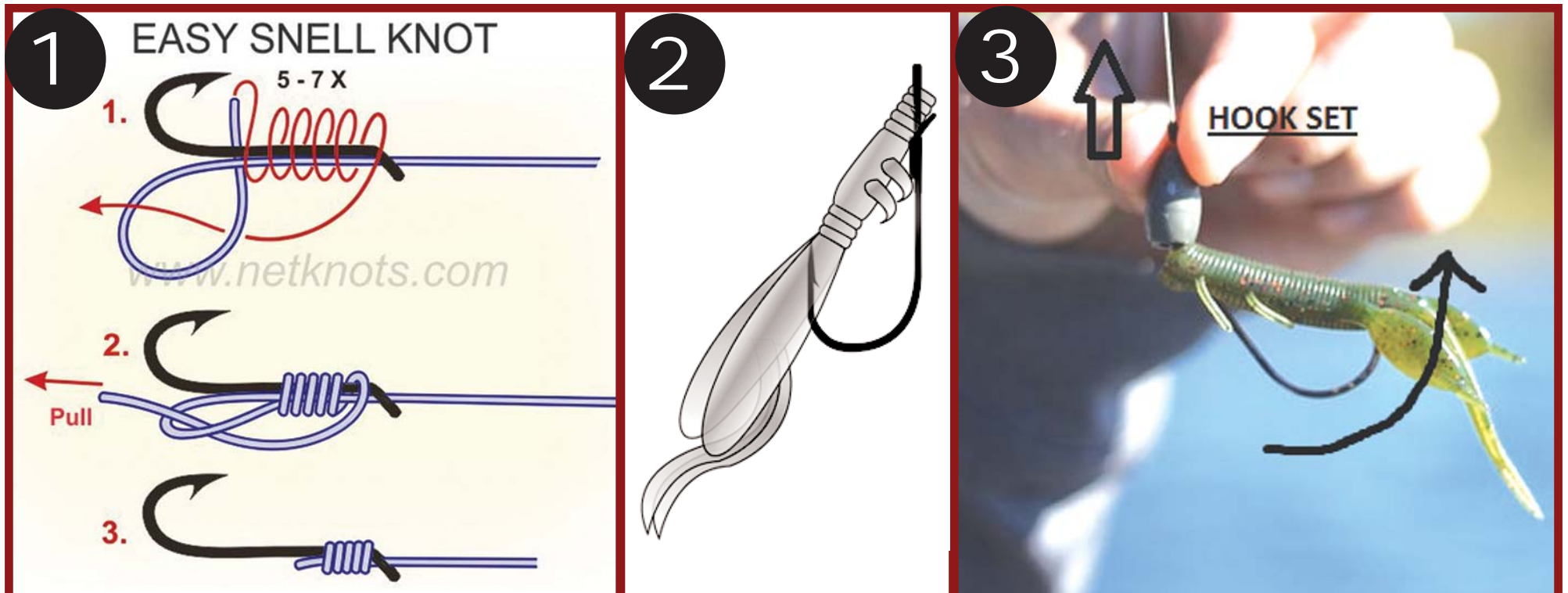
201 NORTH MAIN STREET - LIBERTY, IN 47353

**Woodruff's Supermarket**

10 South Main St., Liberty, IN  
**Full Service Meat Department**  
Produce, Dairy, Groceries & General Merchandise  
Hours: Monday thru Saturday 6 am - 9 pm / Sunday 6 am - 7 pm  
**BAKERY - DELI - IN STORE PHARMACY**  
Donuts, Cakes, Cookies, Pies, & Rotisserie Chicken  
"Get Everything You Need At One Handy Location"

**Call Us At 765-458-6213**  
[www.woodruffsupermarket.com](http://www.woodruffsupermarket.com)





1. There are several different variations of the Snell Knot. This illustrates the proper way to tie the Snell Knot for this application. 2. The proper way to rig your lure on the straight shank hook. Always be sure the lure is rigged straight without a kink or bend. 3. This illustrates what happens when you set the hook with this rig. Note the forward movement of the hook. 4. This is an example of the straight shank hook we use. Note the barb near the top to keep the plastic lure in place.



## Catching Takes Lots of Practice



by Tyler Frame  
Frame's Outdoor

bullet weight above an offset shank hook secured with a Palomar knot. However, this concept is starting to change and that is what we will briefly talk about today.

At the professional fishing level many anglers have found that a straight shank hook secured with a Snell knot has an even better hook up ratio than the old Texas Rig. There are many companies that produce a straight shank hook for this technique, and our favorites are the Trokar and VMC heavy wire flipping hook. The Snell knot is fairly easy to tie, but bear with me as I explain. The key to this rig working correctly is making sure you start the knot in the correct direction. When threading the line through the hook you must start from the hook point side through to the back of the hook, and then tie the knot (photo). The Snell knot is a very strong knot, but this is not the primary reason we use it. If tied correctly, this knot provides a moment of leverage on the hook that is not seen in your standard offset shank hook. What I mean is upon hook-set the knot leverages the hook forward through your plastic lure and contacts the fishes mouth sooner leading to a better, faster hook-up ratio. That's the advantage! You will hook the fish deeper through the jaw dropping your percentages of losing them and the hook will be set into the jaw sooner before they have time to spit it back out. This is very important because the odds of losing a big fish in heavy cover is off the charts.

Keep in mind that this rig is the best choice when making short casts or flips with a vertical presentation. The "snelled" straight shank hook is not to be used for long casts or when a lure is meant to be pulled horizontally across the bottom. This is where the Texas rig offset shank hook still has value, and should be used.

We couple the Snelled hook with a 3/8 oz Strike King or Reins tungsten bullet sinker. Because of its hardness, tungsten is much more sensitive and has a much lower profile than lead. We also always peg our sinker down to the hook with a rubber bobber stop. This is strictly to prevent snagging, but it also gives the bait a better look and presentation. We spool up with 20lb Sunline or Seaguar Red label 100% fluorocarbon on a 8:1 high speed Lews bait caster for heavy cover. When flipping heavy cover we catch most of our fish on the edges, but typically the biggest bass will be tucked into the thickest areas and this rig should help you keep them hooked. See what you think!

## Flipping for Bass In heavy cover

One of my favorite ways to catch bass this time of year, or any time of year, is flipping heavy cover. If you are a bass fisherman you are no stranger to this technique. During late summer on Brookville Lake bass like to suspend offshore and feed on shad. This is a common frustration among bass anglers, but we can't forget that there are always some fish ready to ambush bait from shallow cover. These are usually the most catchable fish.

All bass anglers know a Texas rigged plastic is a good choice for flipping cover. The basic setup for the Texas rig has always been the same with a

Perch  Smallmouth

**GUIDED CHARTERS ON LAKE ERIE**  
**WALLEYE**  
April Through October  
*Fishing the Western and Central Basins of Lake Erie-Ohio and Canadian Waters*  
**TWO FULLY EQUIPPED BOATS**  
**32 FT. BLUE HILL - 30 FT. BAH**  
LICENSED GUIDES  
SPIN CAST - DRIFT FISH  
**Boytim Charter Service**  
Ned Boytim  
502 E. Main St., Marblehead, OH 43440  
(419) 798-5445  
Toll Free 1-877-798-5445  
"Over 50 Years Experience"  
[www.walleye.com/boytim.htm](http://www.walleye.com/boytim.htm)

**Pioneer Village**  
**We Now Have U-Haul Rentals**

Ethanol-Free Gas      Live Bait

Firewood      Hot Food

Bio-Diesel      Propane

Fishing License      and Lots More

Jet of Hwy 256 & Hardy Lake Road  
**812-794-2769**

  
**Frame's Outdoor**  
Remington COUNTRY

**Frame's Outdoor**  
• Fishing • Hunting  
• Rifles • Shotguns • Gun Safes  
• Camping • Firewood  
• Archery Range • Live Bait  
• Western Wear & Gifts

Whitewater State Park  
Brookville Lake  
Hunting & Fishing Headquarters  
Deer and Turkey Check-In Station  
Call: 765-458-7227  
855 South State Road 101  
Liberty, IN 47353  
Website: [www.frames-outdoor.com](http://www.frames-outdoor.com)  
E-mail: [framesoutdoor@aol.com](mailto:framesoutdoor@aol.com)



# Farmer's Pike Festival Labor Day Weekend August 30th to September 2nd

Article & Photos by Ray Dickerson

Mark your calendar for August 30th thru September 2nd, 2019 so you don't miss one of the largest festivals of its kind in the tri-state area, Farmer's Pike Festival.

Hours are Friday, Saturday & Sunday 9 a.m. til 9 p.m. Monday 9 a.m. til 5 p.m.

There are nearly two miles of compact shopping with acres of free parking on the festival grounds.

Included in your admission is some of the best musical entertainment you will find anywhere.

On Friday August 30th from 2 to 6 p.m. "Memory Lane Country Show with Dan Anderson; Elvis by Scotty Zion the Farmer's Pike Elvis impersonater; and 6 to 9 p.m. Cook and Belle singing Country Soul 60s, 70s and Gospel.

On Saturday August 31st from 10 to 12 p.m. Mix Factory a wide variety of 60s, 70s & 80s music; From 12 to 3 p.m. Indy's Island Party a unique blend of Island & Caribbean music; From 3 to 6 p.m. Remedy, dance to the 70s, 80s and Country music. And from 6 to 9 p.m. Wanted - Country with Attitude.

On Sunday September 1st from 10:30 to 11:30 a.m. music by "The Church" of Hagerstown; From 11:30 a.m. to 4 p.m. Livin' Forgiven and Cross Connection singing Southern Gospel. From 4 to 6 p.m. Cumberland Gap performing Traditional and Gospel Bluegrass. From 6 to 9 p.m. Hearthstone Crossing performing Classic Rock.

On Monday September 2nd from 10 a.m. to 2:30 p.m. Divine Vision - Contemporary Christian, Southern and Blues Gospel. Mercy Triumphs - Classic Rock and Country with a Christian Theme. From 2:30 to 5 p.m. Elvis by Scotty Zion and Don Loveless Jr. a Tribute to the Legendary Men of Country Music.

See map below and caption under adjacent photo of the Lighthouse Chapel Beacon for directions to Farmer's Pike Festival.



The Farmer's Pike Festival Lighthouse Chapel Beacon can be seen for many miles at dusk and night fall. It can lead you to the festival if the need arises in your travel there. The map below can aid you also in finding Farmer's Pike Festival, it directs you from New Castle and Hagerstown, Indiana on SR 38 or 200 S from New Castle or Bear Creek Road from Hagerstown. Driving directions are: 6 Miles East of New Castle on SR 38 to Wilbur Wright Road or 4 Miles west of Hagerstown to 850 East. Watch for Signs. The Festival is at the corner of 850 East and 200 South.

tions to Farmer's Pike Festival.

On Page 16 are photos of many of what you will see and do at Farmer's Pike Festival. You need to visit here in person to really enjoy the Festival. Sherry and I have been visiting this festival ever

since I ended Frontier Days back in 2001.

Note: You can fold this center section up and put it in your pocket and take it with you to the Festival. You will have a map, list of music performances and photo of parking area.



**JAY'S MIDLAKE**  
RESTAURANT/BAIT SHOP  
1908 W OLD 101 RD LIBERTY, IN  
765-458-7554  
On your way to the Fairfield Ramp

**DINE-IN • CARRYOUT**  
PULLED PORK • PIZZA • WINGS  
HOAGIES • SMOKED CHICKEN SALAD

**STOP BY FOR SOME HAND DIPPED  
ICE CREAM & MILK SHAKES  
WHEN YOU COME OFF THE LAKE**

**OPEN DAILY  
6 A.M. TO 9 P.M.**  
765-458-7554  
Fish Cleaning Station

Check Us Out On Facebook

**DAVIS TOWING & RECOVERY**

"We can take care of any of your recovery needs"

Water Recovery / Water Flotation Bags / 8 Certified Staffed Divers  
709 West 1st St., Rushville, IN 46173  
Website: [davistowingandrecovery.com](http://davistowingandrecovery.com) / Email: [davistowing@frontier.com](mailto:davistowing@frontier.com)  
**1-800-722-0008**



# FARMERS PIKE FESTIVAL PHOTOS



THE ABOVE PHOTOS ARE JUST AN EXAMPLE OF THE VARIETY OF BOOTHS, MUSIC AND FOOD YOU WILL ENJOY AT FARMER'S PIKE FESTIVAL

**RIHM INC.**  
CAMBRIDGE CITY INDIANA 47327  
**FOODS**

CUSTOM HOG & BEEF PROCESSING  
"Venison Sausage and Hams"  
Custom Curing  
Hickory Smoked Hams & Bacons  
CATERING  
(765) 478-3426 1-800-846-6328  
[www.rihmfoods.com](http://www.rihmfoods.com)

**TREE CITY METAL SALES**



- Crews Available
- Metal Sales • Vinyl Fencing • Garages
- Pole Barns • Garage Doors

**Steve Wagler**  
50 W. 650 N. Greensburg, IN  
812-663-4863 Cell: 812-525-6272

  
**Troyer's Country Store & Bakery**

Fresh Fruit & Vegetables  
28 Deli Meats  
45 Cheeses  
Weekly Deli Specials  
Daily Sandwich Specials  
Roll Butter

Deli Hours: 8 am-4:30 pm Mon-Fri / 8 am-3:30 pm Sat / Closed Sun  
8 mi. North of Greensburg or 10 mi. South of Rushville on SR3  
Call: 765-629-2604



# Farmer's Pike Festival

## MUSIC SCHEDULE

[Acres of Free Parking](#)  
[Look for Festival Entrance Signs](#)

"All this entertainment FREE with admission!"

Exhibitors' Booths Open  
 Everyday at 9 a.m.

### Friday, August 30<sup>th</sup>

- 2:00 P.M. - 6:00 P.M.** (Alternating by the hour)
- "Memory Lane Country Show" with Dan Anderson
    - "Elvis" by Scotty Zion Farmer's Pike Elvis Impersonator
- 6:00 P.M. - 9:00 P.M.** (Alternating by the hour)
- Cook & Belle - Country, Soul, 60s, 70s, Gospel  
*(Sponsored in part by Hunter's Tax Service)*

### Saturday, August 31<sup>st</sup>

- 10:00 A.M. - 12:00 P.M.**
- Mix Factory - Wide Variety of 60s, 70s & 80s
- 12:00 P.M. - 3:00 P.M.**
- Indy's Island Party - Unique Blend of Island & Caribbean
- 3:00 P.M. - 6:00 P.M.**
- Remedy - Dance to the 70s, 80s and Country
- 6:00 P.M. - 9:00 P.M.**
- Wanted - Country with Attitude

### Sunday, September 1<sup>st</sup>

- 10:30 A.M. - 11:30 A.M.**
- "The Church" of Hagerstown  
 Service with Baptism afterward  
*(Free Admisswion 30 minutes prior to church service.)*
- 11:30 A.M. - 4:00 P.M.**
- Livin Forgiven - Southern Gospel
  - Cross Connection - Southern Gospel
- 4:00 P.M. - 6:00 P.M.**
- Cumberland Gap - Traditional & Gospel Bluegrass
- 6:00 P.M. - 9:00 P.M.**
- Hearthstone Crossing - Classic Rock

### Monday, September 2<sup>nd</sup>

- 10:00 A.M. - 2:30 P.M.**
- Divine Vision - Contemporary Christian, Southern and Blues Gospel
  - Mercy Triumphs - Classic Rock and Country with a Christian Theme
- 2:30 P.M. - 5:00 P.M.**
- "Elvis" by Scotty Zion - The Farmer's Pike Festival Elvis Impersonator
  - Don Loveless Jr. - A Tribute to the Legendary Men of Country Music

2019 Farewell  
 "Happy Trails to You"

Hope to See Ya Next Year.  
 "God Bless to All" — The Land Family

We apologize if sometimes the schedule may become slightly altered due to circumstances beyond Promoters control.



Acres of FREE parking available for visitors, simply follow the directions shown below to our location, watch for Festival Signs. At twilight you can follow the light shining from the Lighthouse Chapel, the festival is open until 10:00 p.m. Friday thru Sunday.

# 39TH ANNUAL

# AUG. 30<sup>TH</sup> SEPT. 2<sup>ND</sup>

# 2019

## Farmer's Pike Festival

Aug. 30 - Sept 2

**"OPEN EVERY YEAR"**  
**LABOR DAY WEEKEND**  
 Friday - Saturday - Sunday 9 a.m.-9 p.m.  
 Monday 9 a.m.-5 p.m.

**Wide Variety of LIVE ENTERTAINMENT**  
 (Also Visit the Lighthouse Chapel)

## "ACRES OF TREASURES"

(Exhibitors from Coast-to-Coast)  
 Nearly 2 Miles of Compact Shopping!  
**Antiques - Arts - Crafts - Uniques**  
**MANY GREAT FOOD BOOTHS!**

Exhibitor Booths Open Daily at 9 a.m.  
 (\*Some Exhibitors vary their hours due to circumstances beyond promoters control.)

6 Miles East of New Castle on Ind. 38 to Wilbur Wright Rd., or 4 Miles West of Hagerstown to 850 E.  
 WATCH FOR SIGNS. (Corner of 850 East and 200 South)

Traffic Control - Free Shuttle  
 Free Parking (on our grounds)  
 with Handicap Spaces  
 Admission: Adults \$4;  
 12 & under \$1; Under 3 free!

**No Alcohol or Soliciting**

— Nightly —  
**Lighthouse Beacon Light**  
[www.farmerspike.com](http://www.farmerspike.com)

INFO: Call 765-332-2576  
 DeLayne Land & Daughters  
 1965 S Co Rd 850 East  
 New Castle, IN 47362




CONTINUED FROM PAGE 4

In Memory of  
Bill Burris  
May 11, 1936 - July 30, 2019


Dale Temple

Ron Harris  
Bill Burris  
Les Slinker



A TEAM  
TO BE PROUD OF

First Row, left to right: Johnny Wambo, Jim Cihlar, Billy Harrison, Pete Widau, Jerry Wickersham, Second Row: Dale Temple, Red Nuss, Don Chance, Lon Hamilton, Ron Harris, Bill Burris and the coach, Les Slinker.



Red Nuss  
Pete Widau  
Jerry Wickersham (Mary Lou)

The basketball season of 1952-53 for Centerville High School is one that will be remembered, both by the school and the town. The 10 team members, two students...

A Photo without the signatures appeared in my November 2017 Gad-a-bout: This one has some of the signatures. 1953 Centerville Basketball Team, (Team Number & Graduation Yr (D) Deceased, Left to Right: Front Row (Kneeling) - Student Manager Johnny Wambo, Jim Cihlar (#00)(1953)(D), Bill Harrison (#44)(1953), Paul "Pete" Widau (#22)(1954) and Jerry Wickersham (#33)(1953)(D). Back Row - Dale "Jocko" Temple (#55)(1953)(D), David "Red" Nuss (#35)(1953)(D), Don Chance (#31)(1954)(D), Loren "Lon" Hamilton (#34)(1953)(D), Ron Harris (#32)(1953), Bill Burris (#51)(1954)(D) and Coach Les Slinker (Age 93)

### 1952 - 1953 Centerville High School Basketball Team A Team To Be Proud Of

Photo Credit: 1953 Mortonian

The 1952-53 Centerville Bulldog Team Won 21 of 23 Games including The Hagerstown Tourney.

Signatures signed by Team Members at MCL 1953 Reunions held twice a year - March and October in recent years.

Signatures Across Top: Dale Temple, Ron Harris, Bill Burris, Les Slinker; Bottom: Jim Cihlar, Pete Widau & Jerry Wickersham.

Note: Jerry Wickersham's signature signed by his wife and former 1952-53 Cheer Leader, Mary Lou "Loudy" Wickersham.



This photo appeared in my November 2017 Gad-a-bout Left to Right: Front Row (Sitting) - Bill Harrison (#44)(1953) (Team Number & Graduation Yr), Mary Lou Loudy (1953). Second Row - Paul "Pete" Widau (#22)(1954), Barbara Widau, Anita Beard, Bill Beard (1953), Sally "Jarrett" Cook (1955), Don Cook (1955) and Julian Johnson (1954). Back Row: Claude Soper (1958), Ron Harris (#32)(1953), Don Jobe (Milton), Bill Burris (#51)(1954), Coach Keith Castelluccio (Age 91), Raymond Meek (1956)

I got an invitation to attend the 64th Anniversary Dinner being held at the MCL Cafeteria in Richmond Indiana on October 5, 2017 from 1953 Senior Class President, Ron Harris. I've attended quite a few of their reunions, even though I was always an under-classman when they reigned in the halls of CHS (Centerville High School) in 1953. I was in the sixth grade back then. In my book they still reign among the stars!





If Preparing now can help you later. It's tough to find the time, or the wherewithal, to work on treestands and the like now, but doing so can take you a long ways in the fall. (Author Photos)

## Indiana Outdoors



by Joe Martino

### What you need to be doing Now to get ready for fall

It's hot! With heat indexes soaring near triple digits in much of the country, that last thing on your mind might be the fall deer hunting seasons.

Preparing for them shouldn't be, however. Regardless of the heat and humidity, if you expect to have success this fall, then you'd better get busy checking off boxes now.

#### Trail cameras:

As each day finds bucks antlers adding more inches, setting up and placing trail cameras is important if you want to know what kinds of bucks you have running around. They will also let you know where they are - and are not - frequenting.

Water sources are always good places to set up a camera or two. Also look for well-used trails and set one up wherever you find one, especially if you find an area where more than one trail come together.

Avoid putting them in areas that will cause you to be too invasive in order to check them. You don't want to spook deer or allow them to pattern you before the season starts. If you've splurged and bought cameras that send the photos directly to your tablet or phone, then this is not a concern.

#### Scouting:

Scouting doesn't start as season draws near; it should be a continuous process thought the year. Scouting in the summer is as good as any. It allows you to identify areas, travel routes and feeding areas that the deer are using when there is no hunting pressure, which can be invaluable for those first early season sits.

It also enables you to see how many, and what types of bucks, you have hanging around. Often, they are in bachelor groups this time of year, making getting an eye on them easier.

There is no need to go deep all the time on your summer scouting trips. A lot of the time, you can spot bachelor groups of bucks and other deer feeding in crop fields from the road. Or consider parking and walking a short distance to a fence row, hill or other easy to get to spot where you can glass the area without tromping through the woods.

You'll be surprised what a little scouting can do that trail cameras can't. You'll see well-worn trails, old rubs and scrapes, and bedding and feeding areas that cameras can't find.

#### Treestand preparation and placement:

We all hate it, and a lot of people put it off until closer to the opener, but putting your treestands up and preparing them now is a good idea.

There are valid

points to wanting to wait until closer to season to hang stands. Deer patterns can change between summer and fall, requiring you to move a stand or two after putting them up, but overall, where you place your stands now will still be the right decision come fall. For those always occurring instances where you notice deer using an area during season where you don't have one hung, keep an extra or two in the garage for just this reason, but you don't want to wait until season approaches to hang them all.

If you have properly done your scouting and studied your trail cameras, you should already know where you need to hang them.

Sure, it may require torturous hikes through standing crop fields to hang them now versus later, but the extra work now will not only make you more prepared come fall, it will allow you to leave the area less disturbed as the season approaches.

Hanging stands, and all of the trimming, etc. that goes along with it takes a ton of time; time that really isn't available as hunting season approaches when there are other things to do and get ready. Doing it now may be hot and sweaty work, but will be so worth it come Fall.

Besides just hanging stand and trimming shooting lanes, think a bit deeper. Clearing brush, weed-eating or weed-killing entry and exit trails will make getting to and from your stands a lot quieter. Obviously, this isn't necessary for stands on field edges and the like, but for those hung in the timber, think about getting rid of as much of the debris as you can along the trail in order to make those calm morning entries as quiet as possible.

#### Food plots:

That's right, depending on what you intend to plant, now is the time to plant food plots if you intend to have any.

A wide variety of crops can be planted this time of year. Beets, oats, tubers, alfalfa and greens like brassicas are all best when planted in the summer heat. They are heat and drought resistant and come up in time to coincide with when you plan to be hunting over them.

#### Conclusion:

Yep, there really is no off-season when it comes to serious deer hunting. In fact, if you do it right, there is a lot more work to be done now than once it's time to be out hunting, so don't let summer get away without knocking some of these things out. ■

**Martino's** *Inside Dining or Carry-Outs*  
 = *Italian Villa*  
 Restaurant & Lounge

**"Homemade Goodness In Every Bite"**

**Real Italian Pizza • Full Menu**

- LASAGNA
- PIZZA
- STEAK
- SPAGHETTI
- SANDWICHES
- SEAFOOD

11AM - 10PM MON - THURS 11AM - 11PM FRI & SAT

**765-457-9181**

1929 N. WASHINGTON • KOKOMO, IN

**Joe's**  
 All Natural Beef Jerky

Joe Martino  
 Direct: 765-434-8598  
 E-mail: joe@eatjoesjerky.com / Web: www.eatjoesjerky.com  
 2378 West 350 North, Kokomo, IN 46901

**DAVE'S TRIANGLE LLC**  
 GUNS & AMMO • BAIT & TACKLE • FISHING & HUNTING SUPPLIES  
 ICE • SNACKS • SOFT DRINKS • FIREWOOD  
*"PIZZA & SANDWICHES -LOCAL DELIVERY"*

**BOAT STORAGE**

SUN, MON, TUE & THU 7:00 AM - 5:00 PM  
 FRI & SAT 7:00 AM - 6:00 PM / WED 7 AM - NOON


**Hazel & Dave Wilcox Jr**  
 2955 S. Old Dunlapville Road  
 Liberty, IN 47353, 765-458-7106





Left Photo: Jukar Black Powder Pistol ready to go home. The frizzen is the leaf like metal plate in front of the hammer and flint. Right Photo: The top is the metal spring material from which the middle piece was made. The middle spring will be heated to red hot and bent in the middle to form the V shape needed for the spring. The bottom is the original spring broken at the bend. (Author Photos)

**Random Notes from:  
Prairie Wolf Gun Repair**



**by Marshall Smith**  
Gunsmith, NRA Life Member, Retired LEO

**Making Flat Springs for  
Black Powder Pistols**

For over more years than I've been alive black powder rifles and pistols have been sold in kits and assembled by the gun hobbies in their home shops, studies, dens, garages, and even at work. There were many very nice black powder pistols and rifles manufactured over seas, mainly Spain and Italy, for the American market. Many of these guns were not used to hunt or target shoot but to hang on a wall or set on a shelf for display. Then one day along comes a shooter who wants to actually shoot these old imported black powder guns, but, they were rusted and broken and in need of repair.

I had 3 such pistols come into my shop last year. Two were black powder flint locks, One had the frizzen spring and the sear spring broken. For those who don't know what a frizzen spring is, it is the plate the the flint strikes and makes the spark that ignites the black powder in the pan. Both pistols were rusted and the owner wanted them cleaned up and reblued. The third pistol was a percussion cap derringer and was only in need of cleaning the rust off and rebluing.

These were Spanish made Jukar black powder pistols. I began searching for parts and springs and found none. Well, that meant that I would have to save or salvage some parts and make others. After I had disassembled the two flintlocks I discovered that the sear spring in one wasn't broken but was so rusted that when removed it broke also. Next I began

searching rare parts dealers, European parts markets, American Black powder gun parts dealers, and on and on and nothing. I called one popular BP parts dealer and asked if any of the parts they carried could be substituted for the Spanish made Jukar guns. His answer was quite clear. "Those guns were made solely for the American hobbies market and spare parts are not available."

I found a frizzen spring on a BP pistol I had which closely matched the broken one and used it. I measured the sear spring and drew up my drawing to make the part. Next was to locate a suitable flat spring steel stock. It was necessary to have the stock at least .035" or more in thickness and less than .050". I keep a stock of flat spring steel of various thickness but none were wide enough. The overall width needed to be 3/8" to allow it to have a projecting tab to lock the spring into the side plate. What I found was a 2" wide roll of strapping steel which was .035" thick. After cleaning it would be perfect to make the springs.

The strapping steel had to be softened to be able to make the sharp bends required by the sear spring. The spring is shaped like a V laying on its side with an end bent round to have a small screw hold it to the lock plate in the right position to press on the sear. I experimented with bending the spring steel into a V and it cracked and then broke every time. Had to get out the blacksmith in me and heat the spring steel to make the bend and the screw attachment hole. Once that was completed on the two springs I polished the steel to remove any scratches which would later cause the spring to break. Once polished I heated the springs to red hot and quinned them in oil. A quick file test indicted they were hardened and next was to polish again and heat the springs to a violet color or about 540 degrees Fahrenheit. I used a heat treating oven to reheat the springs since the parts were so small that to try and use a torch I wouldn't be able to get the right color without the parts going hotter and ruining the tempering. Once quenched again the springs had just the right spring to them. I should have done a video. It would have been a great comedy of errors and corrections. But we got 'er done. I kept the drawings and specs as I sense I'll be making more of these. The guns are done and ready to go home now.



The frizzen spring as it sets under the frizzen plate. It is decorative with a spade point just left of the screw holding to the lock plate. (Author Photo)

*respected, is the right of the citizens to keep and bear arms. [...] the right of the citizens to bear arms is just one guarantee against arbitrary government and one more safeguard against a tyranny which now appears remote in America, but which historically has proved to be always possible." Rep. Hubert H. Humphrey (D) - provided by https://ammo.com/articles/citizens-owning-guns-quotes*

That's all for this month. These notes are mine alone and do not represent the opinion or position of anyone, just me. If you have a question or a comment on guns, gunsmithing, gun rights, or, would like to just make a comment email me with your comments at [PrarieWolfGuns@gmail.com](mailto:PrarieWolfGuns@gmail.com). I'll answer your questions with the most up to date information available. Some answers may be included in this column as I'm sure there are others with the same question. No question dealing with guns or self-defense is a bad or stupid question. Only those questions not asked.

Remember, BSAR (Be Safe, Be Aware, Be Responsible)

Marshall Smith

**Quote of the Month**

*"Certainly one of the chief guarantees of freedom under any government, no matter how popular and*

**Justin Double-H • Rocky** 

**MILROY SHOES**  
9214 S. State Rd. 3, Milroy, IN 46156  
Mon-Thur 8 - 5 / Fri 8 - 6 / Sat 8 - 3 / Closed Sun  
(765) 629-2109

**Riverside Sporting Goods**

**1811 N. Washington St.**  
**Marion, IN 46952 • 765-662-1590**  
**Family Owned & Operated**  
**Manager: Chad Phillips**

**Fishing • Live Bait • Tackle • Propane**  
**Ice • Hunting • Guns • Ammo • Archery**  
**Personal Protection • Canoe Rental**  
**U-Haul Rental - 765-664-7939**

  
**GUN REPAIR**

**Handguns, Rifle, Shotgun Repair, Cleaning & Inspections, Scope Mounting & Bore Sighting, Refinishing and Gunsmithing Services**


You can ship your gun directly to PWGR. Call for shipping information. Local Pickup & Delivery of Your Gun Available

**For Information or to Set an Appointment Call**  
**765-914-2781**

6151 Turner Road Richmond, IN 47374  
[PrarieWolfGuns@gmail.com](mailto:PrarieWolfGuns@gmail.com)  
FFL 4-35-177-07-5C-04489



# Blue River Outdoors



by Steve Dake

## 1st Version XTC - July 29, 2019

The Gun Den is proud to announce we are handling Whitetail XTC product at our store. This product was designed to attract, grow and hold deer on your property and provide them a little boost above what they are finding naturally. Whitetail XTC is a veteran owned and operated small business. Cody Wooten is the owner and operator.

One thing that is different with Whitetail XTC is that it focuses a lot on parasite control. They use natural ingredients to flush out parasites and to prevent external parasites such as ticks from causing as much of a problem. A healthy deer will naturally utilize its food source better to allow it to grow better and recover better from things like the rut and from the winter. It also has a natural ingredient that causes does to be able to produce more milk. This in return allows the fawns to grow bigger faster and prepare them better for their first winter.

Whitetail XTC is your high-quality single source granular supplement unlike anything else that has ever been available.

**ATTRACT:** they don't call Whitetail XTC "extreme Tine Candy" simply because it's catchy. Deer are irresistibly drawn to their unique blend of natural ingredients and the distinct sweet aroma.

**HOLD:** Deer can't seem to get enough Tine Candy once it is established and made readily available on your property, thus keeping your herd close to home and in your sights.

**GROW:** This is where Whitetail XTC really begins to separate itself from the pack. Whitetail XTC was formulated for maximum bodily absorption of critical dietary nutrients deficient in available forage throughout the whitetails' range. Our supplement is comprised of essential vitamins and minerals blended in the proper balance and in the optimal trace quantities for maximum transfer to bone and body with minimal loss as excreted waste.

**ENHANCE:** Whitetail XTC is excited to bring you the first product in the whitetail industry to aid in combating some of the biggest threats to your herd's health and survival. Whitetail XTC Xtreme Tine Candy is enhanced with 100% all natural and safe ingredients to help deter disease causing pests and nutrient robbing parasites. EHD, Lyme Disease, West Nile Virus, Arterial Parasites,



Whitetail XTC (Author Photo)

Intestinal Parasites are just a few of the herd devastating health problems caused by common pests. Whitetail XTC also provides: reproduction enhancement, blood and circulatory enhancement, respiratory enhancement, skeletal enhancement, muscular enhancement, birthing and lactation enhancement and more. **WHITETAIL XTC is XTREME TINE CANDY!**

**CAPTURE:** The ability of Xtreme Tine Candy to attract and hold deer on your property gives you the greatest opportunity to identify and pattern your next hit list buck or to determine herd sex ratios and age structure as an efficient management tool.

Xtreme Tine Candy = Xtreme Trail Cam opportunities.

**Kill:** At Whitetail XTC we know that buckets, blocks and bags don't fill tags. You do! You can trust Whitetail XTC to Attract, Hold, Grow, Enhance, and Capture and we'll trust you to do the rest. Whitetail XTC Xtreme Tine Candy is an Xtreme tool for Xtreme hunters.

**Usage**

Whitetail XTC is packaged in a 10lb. bag to provide the greatest value, versatility and easy transport to the field. Use the full 10lb. bag for a single observation or inventory site. Use 5lbs (Approx. 1/2 bag) minimally per additional trail camera sites.

**Application**

Although you can simply pour Whitetail XTC on the ground as a free choice mineral we recommend clearing all debris and turning the soil prior to application for maximum benefit.

**Refresh**

January - April refresh every 6 weeks to sup-

plement vitamin and mineral deficiencies through the winter months.

May - September refresh every 4 weeks when your herd faces the greatest risk of contracting pest inflicted diseases, does are birthing and nursing, and for primary parasite control in fawns.

October - December refresh every 8 weeks for continued delivery of nutrients through all phases of the rut.

For the results you are looking for make Xtreme Tine Candy available year-round.

**Warning:** Be sure to consult your state wildlife agency for the legal use of supplements in your hunting area.

Call Cody at (812) 345-0529 or stop by The Gun Den 337 Roosevelt Dr. Shelbyville In. 46176 or call (317) 398-3852 and give this great product a try.

## The Gun Den News

Now is a good time to give your personal and hunting firearm a good cleaning and inspection. We here at The Gun Den will clean and inspect it for you to keep it in top working order. Price vary on what needs to be done to it.

We also do written appraisals for personal and insurance purposes with pictures and information about the firearm.

The Gun Den has a large selection of firearms in stock for you to look at or visit our website at thegundenonline.com for specials. We buy or do consignments on large firearms collections. We have lay-a-ways and soon will have financing for firearms.

We also do fundraisers for organizations or any reasons to raise funds for the need. Call (317) 398-3852 for more information. We can help you raise hundreds to thousands of dollars for your group. We are located at 337 Roosevelt Dr. Shelbyville In. 46176

The Gun Den also do hydro dipping which is putting a pattern on an object like gun stocks, 4-wheeler & auto parts, and anything that can be submerged in water. Price vary on size and what type of object.

We are carrying live bait and fishing items. We have crappie minnows, crickets, red worms, night crawlers, green worms, chicken liver, shrimp, shad guts, and bee moths.

Till next month we at The Gun Den would like to thank everyone for their business and support.

**(Editor's Note: Indiana Department of Natural Resources Deer Regulations - Hunting:**

**Fair Chase:** It is illegal to use bait, salt, snares, dogs or other domesticated animals to take deer. Bait is considered any product that is transported into a hunting area and placed there for animal consumption. Baits can be in the form of salt, mineral blocks, prepared solid or liquid, or piles of apples or other food that is intended for the animal to eat. **An area is considered to be baited for 10 days after the removal of the bait and any affected soil.)**

Your roof is too important to trust to just anyone.

## TRUST THE PROS AT HATZELL BROS.

**Specializing in Standing Seam Metal Roofs**  
Residential and Commercial • Several Colors and Panel Options

**FREE ESTIMATES**

8649 W ST RD 67, Redkey, IN. 47373  
Office (765) 369-4067  
Fax (765) 369-4071  
email: hatzellbros@comcast.net

MANUFACTURER OF METAL ROOFING & SIDING • OFFICE: (765) 369-4067 • FAX: (765) 369-4071  
E-MAIL: hatzellbros@comcast.net or Website: www.hatzellbros.com

# THE GUN DEN

Buy - Sell - Trade

**FOR ALL YOUR OUTDOOR & HUNTING NEEDS WE NOW HAVE LIVE BAIT**

**A Large Selection of Kimbers in Stock**

**ALL LONG GUNS ON SALE**

**We do special orders and layaways**

337 Roosevelt Dr. Shelbyville, IN 46176  
(317) 398-3852


CHECK OUT OUR WEBSITE AT [www.thegundenonline.com](http://www.thegundenonline.com)





Left Photo: Benjamin with Grand Champion 4-H Civil War collection. Right Photo: Assorted Minie balls around border, musketball top right, case shot in middle. (Author Photos)

## Outdoors



With Rich Creason

### Civil War Relic Collection Expanding

Last month, I wrote about our grandson, Benjamin, being chosen to lay a wreath at the Tomb of the Unknown Soldier in Washington, D.C. But, he also has a great interest in another military conflict, the Civil War. This is the bloody fight which pitted brother against brother, and father against son, in the early 1860's. He and his family have visited many battlefields and monuments associated with this war. He is extremely knowledgeable in this area and can hold his own in conversations with adults who specialize in the history of this period.

Benjamin started metal detecting with us when he was five years old. He just turned 14 last month. Over these past nine years, he has attended many "paid" detector hunts where the participant pays an entry fee to search for old coins, metal targets with numbers on them good for prizes, and even Civil War relics which have been buried by the hunt organizers. This is how he first began collecting these century and a half remains from that terrible war.

After several years of collecting these artifacts, he started a collection which he then entered into a 4-H project. He started garnering blue ribbons and expanded his collection. Each year, he could utilize his previous items, but had to add at least 10 new relics to enlarge his project. More metal detector hunts aided in this endeavor.

About this time, Benjamin also started doing

some trading of some of his metal detector prizes for Civil War relics from other hunters. After learning of his interest in this area, several of our friends from southern states began giving him items from their collections. Buttons, bullets, buckles, and more came his way, thanks to these folks who detected in private areas nears their homes, and wanted to encourage a youngster in this hobby.

These friends also gave an assortment of relics to my wife, Susie, to show to her elementary school students. When she tried to return them at the end of the year, they told her to show them the next year, and added more items to the collection. Many of her students developed an interest in the Civil War after viewing these relics. We also showed these items to other classes, scout groups, and even did shows at nursing homes. We learned more about this war and passed this knowledge on to others.

As his collection grew, the accumulation of blue ribbons, yellow honor ribbons, and purple champion ribbons grew. A gift of two artillery shells were donated by a friend from Virginia. I purchased paper money printed for the Confederacy and added U.S. coins from the 1860's which could have been carried by soldiers at that time. More items were added when Benjamin purchased Civil War relics at auctions held at our treasure hunts.

Last year, his Civil War collection won Grand Champion of all collections at the Fort Wayne 4-H fair. Besides the blue, yellow, and purple ribbon, he received a purple ribbon with rosette for his efforts. Besides the display boxes full of relics, he takes pictures of each item, and adds them with a written description in a large notebook to show to the judges. Last month, he won his second Grand Champion award for this collection. He has already acquired more items to expand his project for next year. A Union cavalry spur, a 44 caliber bullet mold, a special Block I button, and other items were acquired at the Treasure Fest week long metal detector hunt at Starve Hollow State Recreation Area near Vallonia, IN.

Benjamin has not been able to go on an actual metal detector hunt to find these Civil War relics yet, but he was invited to Virginia this fall to hunt the hallowed ground where some of the fighting took place. I was able to search a farm in Kentucky when a friend invited me. He had already searched this farm several times, but I was able to find several pieces of shrapnel from some kind of artillery

shell and one pistol bullet. Susie and I have been invited to hunt if we bring Benjamin to Virginia this fall.

Bullets of many calibers and condition are the most common finds of Civil War relics. Not many of these items are found in Indiana, because there was not a large percentage of fighting in this state. But, many soldiers came home from war wearing their uniforms. They continued wearing them around the farm and many old metal buttons are round in corn and bean fields where an old home site used to stand by folks searching with metal detectors. Small buckles, knapsack hooks, and other metal fasteners are also common.


I have a few unusual items in our collection which will probably go to Benjamin if he keeps expanding his collection. I have a couple sword scabbard ends about two to three inches long, a wide variety of buttons including large coat buttons, smaller shirt buttons, and tiny cuff buttons. We have several round musket balls with teeth marks in them. I have been told these are from soldiers biting on these during an operation without anesthesia. Hence the term, "Bite the bullet." We have one piece which looks like a chess pawn. The soldiers often had many days of inactivity and they would carve the lead bullets into chess pieces. I have seen other pieces which are intricately carved which are undoubtedly other chess pieces.

Susie has a cannonball which she won as a prize in a metal detector hunt. It is slightly bigger than a baseball and has been held by many of her third grade students. As yet, we don't have a Civil War belt buckle from either side. This is a highly prized item among collectors.

While many people have differing opinions about this war, it is still a major part of our U.S. history. It's good to see young people interested in any aspect of our country's past. I took a small box of our relics to show to some friends we were meeting for dinner one night. The box was laying on the edge of the table and a young waitress came by and asked what the items were. I told her they were relics from the Civil War. She asked, "Did you fight in that war?"

Perhaps our schools should stress history in their classes a little more.

The author may be reached at [eyewrite4u@aol.com](mailto:eyewrite4u@aol.com).



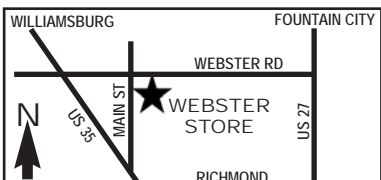
**BUY SELL TRADE**

Pistols / Handguns / Rifles / Shotguns  
 2213 S. Scatterfield Ste. #6, Anderson, IN 46016  
 Phone: 765-646-9000 / Fax: 765-646-9010  
 Hrs. M-F 10am-6pm / Sat. 10am-5pm / Closed Sun.


FACE BOOK: [9-GUNS](https://www.facebook.com/9-guns)  
 WEBSITE: [www.9-guns.com](http://www.9-guns.com)  
 E-MAIL: [contact@9-guns.com](mailto:contact@9-guns.com)

**C&C Webster Store & Village Post Office**  
 Webster, Indiana  
 765-962-3293

**UNIQUE ANTIQUES & GIFTS**  
**LUNCH MEAT - SOFT DRINKS**  
**GROCERIES - ICE - SNACKS**  
**LIVE BAIT & TACKLE**  
**STAMPS - PRIORITY MAIL BOXES & ENV.**



**PROPANE TANKS**  
 \$19.99 + TAX  
 WITH EXCHANGE





**HIGHSMITH GUNS**

**"INDOOR SHOOTING & ARCHERY"**  
 Sales & Training  
 Indoor Shooting and Archery  
 Best Prices – New & Used  
 NRA Law Enforcement Instructors  
 Register for Classes Online

**(317) 462-6290**

123 N. State St., Greenfield · [www.highsmithguns.com](http://www.highsmithguns.com)





44 caliber bullet mold. (Author Photo)



Union Cavalry Spur. (Author Photo)



Left Photo: Assorted buckles, square nail, bullet casing, Minie ball, musket ball. Right Photo: Two pulled bullets on left, 2 buttons top right, chess piece bottom right, sword scabbard tip middle. (Author Photos)



## Fishing Lake Michigan

CONTINUED FROM PAGE 11

brates, birds, plants, fish or native mussels. The product is biodegradable and does not persist in the environment.

Zequanox is commercially available and has been effective in killing zebra mussels in applications in small lakes and some isolated marinas where the whole water column can be inoculated. At this time putting an effective amount of Zequanox in a large lake, certainly in a Great Lake, is impossible.

The new research will test the efficiency of applying Zequanox using a containment system which will be placed on top of a test site on the reef. Part of the reef will be covered with a tarp like liner and the water trapped between the liner and the reef will be injected with Zequanox. Will the liner hold the toxin in place long enough and in a sufficient concentration to kill the mussels in the treatment area?

If it does, this method will be much less time consuming and labor intensive than manually removing them. Follow up monitoring will then be conducted to see if the dead mussels wash away naturally and then see if the gobies will move in and keep the mussel cleared reef free from future infestations.

Though neither project is geared to produce an immediately cost effective method of ridding significant areas of the Great Lakes of zebra or quagga mussels, both are a step in the right direction.

THE END

## On The Cutting Edge

CONTINUED FROM PAGE 4

Brazilian power grid.

According to Bunge, the combined business will be ranked as the second largest player in the Brazilian industry by effective crushing capacity.

"This partnership with BP represents a major portfolio optimisation milestone for Bunge which allows us to reduce our current exposure to sugar milling, strengthen our balance sheet and focus on our core businesses," said Gregory Heckman, CEO of Bunge. "We have a strong, committed partner in BP, as well as flexibility in the medium and long term for further monetisation, with full exit potential via an IPO or other strategic route."

Bunge will receive cash proceeds of \$775 million (€690.7 million) in the transaction, which the compa-

ny will use to reduce outstanding indebtedness under its credit facilities.

"Biofuels have a key role to play in the energy transition and Brazil is leading the way by developing this industry at scale," added Dev Sanyal, CEO of BP Alternative Energy. "In one step, this agreement will allow BP to significantly grow the size, efficiency and flexibility of our biofuels business in one of the world's major growth markets."

"With our shared commitment to safety and sustainability, the combination of BP and Bunge's assets and expertise will allow us to improve performance, develop options for growth and generate real value. BP Bunge Bioenergia will be well-placed to play a significant part in meeting Brazil's growing demand for both biofuels and biopower."

The JV will be headquartered in Sao Paulo, Brazil, with BP's Mario Lindenhayn to become executive chairman and Bunge's Geovane Consul to take on the role of CEO.

### DNR RESERVED HUNT INFORMATION

Inclement spring weather has impacted property management efforts at some Fish & Wildlife Areas. Hunting conditions this year may differ from years past. If you have questions about specific properties, please contact that property directly.

CONTINUED ON PAGE 29

**Knightstown Locker, Inc.**  
**MEAT PROCESSING**

Open: Mon, Wed, Fri 8-6  
 Tues & Thur 8-5  
 Sat 8-12

8037 South 575 West  
 Knightstown, IN 46148  
 (765) 345-2410 (800) 718-6010  
 www.ktownmeatsandcatering.com  
 ktownlocker@embarqmail.com

Daniel D. Titus, Owner & Operator  
 "Pick up your summer sausage & snack sticks at our store."

**McDonald's**  
 Bait and Tackle

Live & Artificial Bait  
 Open 7 Days at 7 A.M.  
 Home Processing Supplies  
 Excellent Sausage & Jerky Seasonings,  
 Casings, etc. — "Check us out!"

15 W. Grant Street  
 Knightstown, IN 46148  
 765-345-2074

**Riggle-Waltermann**

**MORTUARY, INC.**  
 32 SOUTH ELEVENTH STREET  
 RICHMOND, INDIANA 47374  
 PHONE (765) 966-7684

N.F.D.A.  
 I.F.D.A.

www.riggle-waltermann.com



# News of Native American Indians in Indiana



by Shirley Willard

Fulton County Historian, Rochester, Indiana

## Trail of Courage Plans September 21-22, 2019

Many events last ten or more years but it is unusual for an event to last over 40 years. The Trail of Courage Living History Festival began in 1976 and is still going strong. This is thanks to the Fulton County Historical Society and many many volunteers.

There is firewood to be cut and hauled and stacked. There are booths to be repaired. The two stages need new floors. Weeds need to be cut. Lots of volunteers are needed to tidy up.

Key people must be located and appointed. This year the head dancers will be Tim Jordan, Union Mills, Indiana, and Little Bird Rivers from Kingston, Arkansas. The drum will be Laughing Drum, Meti all women from this area, including Kimberly Setnor.

Food for thousands of people must be calculated and arranged for. It takes 1,300 corn bread muffins to accompany the big 20 gallon iron kettles of ham and beans and vegetable soup. Over 2,000 apple dumplings will be made by local Mennonite women at Kountry Barn Bakery.

On the 1838 Trail of Death march, there were 859 Potawatomi Indians who were marched down Rochester's Main Street Sept. 5, 1838. How did William Polke, the federal conductor, feed them all? He appointed his son Benjamin to be front man and travel ahead of them, renting a place for them to camp near water. He purchased flour for bread and paid for cattle to be delivered so the Indians could butcher them. In Missouri he purchased apples and cider and probably pecans.

Besides the Potawatomi on the 660 mile trip to Kansas, there were close to 100 men who helped round up the Indians and escort them west. A list of their names and the amount paid to each was found in the National Archives by Ivan Nunemaker. It was published in our 2003 book, "Potawatomi Trail of Death - 1838 Removal from Indiana to Kansas."

William Polke, the federal conductor, was paid \$842. He was with the emigration every day. It is said he rose early and many times came into camp after 10 p.m. from "rounding up strays."

Jesse C. Douglass, enrolling agent, was paid \$476. He wrote the muster rolls, getting the names



You saw them during the Redbud Trail Rendezvous in April when it was chilly. Now come and see them at the Trail of Courage Living History Festival Sept. 21-22, 2019. Mark and Liza Woolever, Plymouth, Indiana, are long time participants at both event at the Fulton County Historical Society, Rochester, Indiana. They play lively toe-tapping pioneer music for both events and are a favorite of the audiences. At right is Marsha Glassburn, Native American storyteller. (Author Photo)

of the heads of households and how many in each age group in each family. Since they did not speak English and Douglass did not speak Potawatomi, he wrote what he thought they said. Different people spelled the names differently. Chief Aubbeenaubee was also spelled Oubenabe.

The Trail of Death is the best recorded removal of all because of the muster rolls, Father Petit's journal, William Polke's diary (actually written by Jesse C. Douglass), and George Winter's sketches and paintings.

### Trail of Courage Living History Festival

<http://www.fultoncountyfestivalhistory.org/>

Open Date: Sat, Sep 21, 2019

Close Date: Sun, Sep 22, 2019

Add this event to your itinerary.

#### Description:

Since 1976, Step back into Fulton County's Frontier past with a visit to this historic living history festival of pre- 1840. Visit historic encampments representing the French and Indian War, Seven Years War, Revolutionary War, War of 1812, Plains Indians, Woodland Indians - Miami and Potawatomi life ways, and voyageurs with canoes. A variety of activities are planned for this year including a full schedule of history-related programs on the Chippeway Village stage and the Hillside Amphitheater stage, muzzle-loading shoots, authenticity competitions for camps, booths and participant clothing, demonstrations of traditional crafts and skills, Indian and pioneer dancing for all, canoe rides, and much more.

#### Location:

Fulton County Historical Grounds 37 East 375 North  
Rochester, IN 46975

#### Additional Features:

Commercial Vendors, Crafts, Designated Parking, Entertainment Children's, Food, Gate Admission, Handicapped Access, Music

#### Hours:

Saturday 10am-6pm, Sunday 10am-4pm

#### Admission:

Admission Charge  
Attendance: 15,000  
Phone Number:  
(574) 223-4436

**WAR SOUVENIRS**  
See Miles or Sharrie  
216 South 8th Street, Richmond, IN 47374  
Bus. (765) 966-0417  
1-800-686-2769  
[hhq313arty@frontier.com](mailto:hhq313arty@frontier.com)

GLOVES-WOOL-BLANKETS-  
PINS-PATCHES-  
BOOKS-BELTS-  
KNIVES-  
INCENSE-  
AND LOTS MORE

**BUTLERVILLE GROCERY**  
5185 E US Hwy 50  
Butlerville, IN 47223  
812-458-6355  
Deli • Gas • Grocery  
Hot Food • Daily Specials  
Military Discount  
Call In's Welcome  
Dine In • Carry Out  
Open 7 Days a Week

**EBBING AUTO PARTS, INC.**

Quality Parts with "Experience"  
[www.ebbingautoparts.com](http://www.ebbingautoparts.com)  
8 a.m. - 5 p.m. Monday - Friday (E.S.T.)  
6090 West U.S. Highway 50  
North Vernon, IN 47265  
**800-678-3105**  
812-346-1323  
Fax: 812-346-8259  
[sales@ebbingautoparts.com](mailto:sales@ebbingautoparts.com)

USED PARTS It's Called Recycling

MEMBER AUTOMOTIVE RECYCLERS ASSOCIATION

**INDIANA'S LARGEST HENRY RIFLES DEALER**  
SOUTHEASTERN INDIANA'S LARGEST GUN TRADER!  
**MIKE MENTZ**  
812-663-2030  
[www.gunsandtacklegreensburg.com](http://www.gunsandtacklegreensburg.com)  
1207 NORTH LINCOLN STREET, GREENSBURG, INDIANA 47240  
Hours: Tues. thru Sat. 10 am - 6 pm / Closed Sun. & Mon.

- CASE KNIVES
- LARGE SELECTION OF CONCEAL CARRY GUNS
- TRAP GUNS - 17 HMR RIFLES
- RELOADING COMPONENTS
- HUNTING & TRAPPING SUPPLIES
- NITE LITES

"SPECIAL ORDERS & LAYAWAYS"





Van and Rose Wimmer at their Fall Show in Indianapolis Fairgrounds 2017.



Gem Show booths inside the Agriculture/Horticulture Building at State Fairgrounds.



Fossils are interesting to all age groups. (Author Photo)



Geodes all shapes and sizes at this show. (Author Photo)

## 21st Annual Indianapolis Fall Bead, Gem, Mineral & Jewelry Show October 04-06, 2019

by Ray Dickerson

The 21st Annual Indianapolis Fall Bead, Gem, Mineral and Jewelry Show on October 04-06, 2019 will be Van and Rose Wimmer's final Gem Show at Indianapolis. The hours for this show are the same 10 a.m. to 6 p.m. on Friday and Saturday and 11 a.m. to 5 p.m. on Sunday.

Their show will be held in the Agriculture/Horticulture Building located in the Indiana State Fairgrounds at 1202 E. 38th Street, Indianapolis, Indiana.

The adult admission is \$5 per ticket. Your ticket is good for all 3 days.

There is no admission charge for children under sixteen (16) they are admitted for free.

You can find out more information by visiting their website: <http://www.toteshows.com> or by calling (540) 384-6047.

Sherry and I will be spending the day with Van and Rose on Sunday, October 6th. They have advertised in The Gad-a-bout for many years and we will miss seeing them. They have come all the way from Virginia for both a Spring and Fall Gem Show at the Indiana State Fairgrounds. They have been a great asset to the local economy and provided superb quality in gems and jewelry.

So if you are a collector or jewelry enthusiast you will be able to find some of the most unique gems, beads and yes even meteorite's - from around the world at these shows.

Other services and products at the show

**include:** Custom-made jewelry and jewelry repair or alterations by gold and silversmiths.

Wire wrap, wire sculpture and gem trees, some of which the dealers demonstrate making at the show. Show go'ers often bring stones to have them mounted and much, much more.

**Classes will be available.**


Mineral and fossil dealers, who will sell rocks from \$1 and up.

The Wimmer's hope you enjoy their shows as much as they do providing them for you. Check out their Website [www.toteshows.com/](http://www.toteshows.com/) for a complete list of upcoming shows, Door Prizes & Mailing List, Links to their show dealers.

Van Wimmer, Show Director - Treasures Of The Earth Gem & Jewelry Shows, 5273 Bradshaw Road Salem, VA 24153 Telephone: (540) 384-6047

Website: <http://www.toteshows.com/> E-Mail: [van@toteshows.com](mailto:van@toteshows.com)

I hope I get to see you at their show. ■



**Treasures of the Earth  
Gem & Jewelry Shows**  
[www.toteshows.com](http://www.toteshows.com)

**21st Annual Indianapolis Fall  
Bead, Gem, Mineral & Jewelry Show**  
Indiana State Fairgrounds - Ag/Hort. Building  
1202 East 38th Street - Indianapolis, Indiana

**October 04 - 06, 2019**

Friday & Sat 10am-6pm Sunday 11am-5pm

Admission \$5 Ticket good all 3 days  
Children under age 16 Free - Hourly Door Prizes  
Food Available

Beads - Pearls - Minerals - Fossils - Silver & Goldsmiths  
Displays by 500 Earth Science Club & Indiana Bead Society  
No Sample Bags, Brief Cases or Back Packs allowed

**A - T & I SERVICE**

For all your Agriculture, Lawn & Garden Automotive, Aluminum & Steel Trailer and Service or Parts needs

- Country Clipper
- Honda
- Team Stihl

1414 Wise Road, Cambridge City, IN 47327  
PH: 765-478-5917 Website: [www.atiservice.com](http://www.atiservice.com) E-mail: [sales@atiservice.com](mailto:sales@atiservice.com)

- Featherlite Trailers
- Diamond C Trailers
- Custom Made Hydraulic Lines

**WE BUY GOLD**

**Paying Top \$ For Scrap Gold & Silver**

Do you have any broken jewelry or old jewelry you just don't wear anymore?  
**We'll Turn It Into Cash Today!**

**Jensen's Pawn Shop**  
702 S. State, Greenfield, IN  
7 Blocks South of the Courthouse  
**462-4721**

Immediate Cash  
Loans on Secured Merchandise

Buying & Selling  
Gold & Diamonds, Tools  
Electronics & More





Justin and Jack Smith with their one size fits all tree trimming machine.



Jack trimming back limbs that were dismantling the chimney on my barn.



Jack and Justin Smith putting limbs through the chipper.



Jack trimming limbs back from neighbors building.



Justin Smith cutting the top out of the dead wild cherry tree prior to cutting the tree down.



Jack and Justin preparing to finish cutting up trunks of cherry and pine tree.



Jack and Justin did a great job. Thanks guys!

## I have a problem no more

### Article & Photos by Ray Dickerson

For years I worried about an old dead wild cherry tree dad had planted in the front yard many years ago, here at my old home place. When he passed away back in 1992 my siblings didn't want it, but I did. I grew up here, we moved here in 1946. It has a lot of sentimental memories. When we moved here there was all kinds of fruit trees and a field of strawberries behind the house. They are almost all gone now. Dad planted the wild cherry tree and several walnut trees bringing them from the Wendell Brothers farm where he and I hunted a lot. That old cherry tree has been leaning toward my neighbors' power line more and more, so I called a fellow that was recommended to me, Jack Smith Tree Trimming, by a friend. So I called Jack, he lives just south of Centerville, asking if he could come look at my trees. Jack came by and looked at my trees. I told him I needed that old wild cherry tree cut down and I also needed the tree limbs cut back that had practically


knocked down the chimney on the barn. Also I needed some walnut tree limbs cut back away from my neighbors building. He looked at it all and gave me an estimate, we set a date for him to do it.

On May 24, 2019 Jack and his son Justin came to do the job. I asked him if he could also cut down a pine tree in the front yard. It was dead and I had thought about cutting all the limbs off it and putting three flags on it at the top. The American Flag, a Navy Flag for Dad and Air Force flag also for me and my brother Bob. They are both gone now. But since talking to Jack, I figured I wouldn't ever get that done so I asked Jack if he could cut it down now too.

He said they would do that too. I went back into the house, I was working on the next months Gad-a-bout. It wasn't too long and my curiosity was working overtime, so I went outside just as Jack was positioning the apparatus he was going to cut the limbs and trees down with. I told him I had never saw anything like that before. He told me it gets the job done. It was narrow, run on two tracks and had a long fold out boom with a sort of

CONTINUED ON PAGE 27





Dill Archway (4) located at 109 South Morton Avenue, c. 1830. (Author Photo)



Lantz Archway (1) located at 212 West Main St., c. 1823. (Author Photo)



Malone Archway (3) located at 11 West Main St., c. 1836. (Author Photo)



Backenstoers Archway (3) located at 139 East Main St., c. 1835. (Author Photo)



Shortridge Archway (2) located at 205 West Main St., c. 1820. (Author Photo)

**Centerville Archway Days Festival  
August 23-24, 2019**

You will find food and craft vendors, Car Show and games for the kids; including the annual favorite, "Money Pit"! Bring a chair, sit back and enjoy the outdoor movie "School of Rock" along with musical performances by the Rock-Roll band "Caffeine". Come out for a fun-filled weekend! Be sure not to miss the parade at 4:00 p.m.

*(See map at right for parade route)*

**Friday 8/23/19**

- 5:00 PM Food & Craft Vendors Open
- 5:00 - 6:00 PM Performances by David Sizemore
- 5:00 - 9:00 PM Inflatable bounce houses & obstacle courses
- 5:00 - 9:00 PM Car Show (Crown Creek Blvd & 1st Street)
- 6:00 - 7:30 PM High Energy Music from Centerville Christian Church
- 6:00 - 11:00 PM Adult Beverages (Provided by Roscoe's Coffee Bar)
- 7:30 - 8:30 PM Fam Jam - Fun interactive family show for all ages (Performed by Centerville Christian Church)
- 9:00 - 11:00 PM Outdoor movie "School of Rock" (provided by Muzic Mazterz)  
(Bring a blanket or lawn chair)

**Saturday 8/24/19**

- 9:00 AM Food & Craft Vendors Open
- 9:00 AM - 2:00 PM Kid Zone (Puzzles and crafts)
- 9:00 AM - 9:00 PM Inflatable bounce houses & obstacle courses
- 10:00 AM - 11:00 AM Pedal Tractor Pull (Sponsored by Centerville Police)
- 10:00 AM - 4:00 PM Balloon artist Dan Rambo
- 11:00 AM - 9:00 PM Juggler Vic Greasy
- 11:00 AM - 12:00 PM Centerville Police Department Taser Demonstration
- 12:00 - 1:00 PM Cookies with a Cop, Free Child DNA & fingerprint kits available (Sponsored by Centerville Police Department)
- 12:00 - 1:30 PM Musical Performances by Light House Band (Christian Rock)
- 12:30 - 1:00 PM Money Pit
- 2:00 - 3:30 PM Musical Performances by David Wayne
- 4:00 PM Parade (See Parade Route at Right on Centerville Map)
- 4:30 - 7:00 PM Musical Performances by Bratton and McClain Band

- 5:00 - 11:00 PM Adult Beverages (Provided by Roscoe's Coffee Bar)
- 6:30 - 7:00 PM Money Pit
- 7:30 - 11:00 PM Musical Performances by Caffeine

**Other Events Around Town That Weekend  
Friday 8/23/19**

- 10:00 AM - 5:00 PM Centerville Public Library Used Book Sale (Books For \$1.00 or less, Main St.)

**Saturday 8/24/19**

- 6:30 AM - 10:30 AM Boy Scout Troop 16
- 10:00 AM - 4:00 PM Pancake Breakfast At Methodist Church, S Morton Ave
- 10:00 AM - 4:00 PM Centerville Public Library Used Book Sale (Books For \$1.00 or less, Main St.)
- 1:00 PM - 5:00 PM Historic Tours of **Mansion House & Wayne County's First Courthouse at 214 East Main St. Adults \$2.00**

**CONTACT INFORMATION FOR ARCHWAY DAYS :**  
[www.Archwaydays.org](http://www.Archwaydays.org)

[www.facebook.com/CentervilleArchwayDays/](https://www.facebook.com/CentervilleArchwayDays/)

a bucket on the end like GTE trucks had on some of them when I worked for them. I watched as he skillfully maneuvered the unit where he wanted it. He put out four legs with round plates on the end. I could then see how he was going to do it. He got into the bucket and raised it first up and then extended it to where he wanted to begin cutting.

I went back to my work. The rest of the day I took my camera and took photos (see on page 26) as he and his son Justin went from one tree to another. As Jack was cutting the limbs off, Justin was putting the cut limbs and small logs through

the chipper, Justin put the limbs in one end and mulch came out the other end. It sure did work real well.

It was amazing to me how simple the two made their tasks so easy looking to do.

Many of the smaller trees I cut down a year or two ago, a couple apple trees and small nuisance trees, I used a tree saw back then. No more of that, I now know who to call again in the future.

Finally after trimming all the tree limbs I needed cut they set about to cut down the wild cherry and pine tree. I could never understand why dad

would plant a wild cherry tree in the front yard. In the woods they rot off at the bottom and fall down. This one was in that process. That day though solved the problem as Jack and Justin made short work of both it and the pine tree.

They cleaned up everything, including raking the debris and did not leave one piece of a limb in my yard.

You know who I'm calling to cut limbs or trees down in the future, don't you?

I sincerely recommend Jack Smith Tree Service and here is how you reach him, **765-220-1262.** ■



## Whitewater Valley History



by **Donna Schroeder**  
Fayette County Historical Museum

### From Pillar to Post

During the weeks that I've spent looking for the records of Revolutionary soldiers buried in Fayette County, I have continued to wonder what became of their families. In many cases, the wives had passed before the men came to Indiana. Now and again, I find the occasional widow or child who continued to receive the veteran's pension, but not often.

In order to receive a pension, the old soldier would usually have to declare that he was too old to earn a living, had no property, and was living with a family member on whom he depended for support.

I came upon Lewis Sofield, a soldier said to be buried in an unmarked grave at Nulltown Cemetery, south of Connersville on State Road 121. His obituary in the Connersville Watchman, on September 3rd of 1836, says that he died "in this town" during the night of the previous Tuesday, in the 77th year of his age. It describes him as an early settler who was esteemed by all who knew him as an unobtrusive, honest and upright man. There's no mention of survivors or a place of burial. There was no mention of his service to his country, and he wasn't on the list of those who were receiving a pension in the county in 1835, but I decided to see what more I could find.

To my puzzlement, I found a pension application for his widow, Phoebe, dated 1864! I thought that must be an error. How could his widow be living in 1864, and why would she have waited so long to ask for a pension? Naturally, I had to try to find some answers, and the story that unfolds would make, in my opinion, a wonderful documentary about a life's journey that certainly had its ups and downs.

Phoebe Woodruff was born June 5, 1767, in New Jersey. According to stories about her in the Richmond, Indiana newspapers, her father was killed in the Revolutionary War, and she went to live in the family of the governor of New York. This was George Clinton, the first elected governor of New York, who took office in 1777. He was a friend and advisor to George Washington and the nation's 4th vice president, serving under Thomas Jefferson. If you have some time and the inclination, read up on Clinton. He was an interesting character who helped shape our nation's formation and history.

As for Phoebe, was she taken there as a foster child or a relative? I didn't think we would ever have the answer to that, as it isn't made clear in those newspaper accounts of her life, and there was no record of who her parents may have been. She married Lewis Sofield at Connecticut Farms, New Jersey, on October 13, 1785. He was also a native of New Jersey and had served six years in the Continental Army. He was ten years older than she.

The couple moved first to Ohio in 1810, and came to Fayette County before 1819. Soon after her husband's death in 1836, the Whitewater

Canal was being built, and their home was destroyed in the process. The next few years are described as her living "pillar to post", with various friends and relatives in Fayette County before she went to live with an "adopted" daughter named Sarah Lockridge, who married James Lockridge in Fayette County in 1836. (More likely Sarah was taken as an indentured orphan). Sarah's maiden name was Hedges, and the census of 1880 says her parents were born in England.

Different accounts are given of what happened after that. The family moved to Danville, Indiana, and then to Iowa. Some stories say she went to Iowa. One says the family put her in an asylum before the move. One says she went to the asylum willingly after their return to Indiana. Regardless of how it happened, the rest of her family lost track of her and thought she was dead until a niece in Richmond learned that she was in the asylum in Hendricks County, Indiana, and managed to have her dismissed to her care. This niece was Susan Rutter who married Cam Moore in Hancock County, Indiana, in 1836.

Phoebe must have come to live with the Moores about 1864 when the first application was made for a pension using an attorney. He evidently let the matter fall through the cracks. Around 1870, the niece, then about fifty years old, decided to fight the battle herself.

The family had limited means, so she sought the help of family and friends after being turned down for funding by two Richmond, Indiana banks. Finally, an unnamed young man who was a family friend heard of her predicament and provided the money for a trip to Washington. Susan and Phoebe made the trip and spent several weeks in the capitol.

One newspaper article tells of Phoebe's gratitude to the railroads who evidently provided some passes for the trip. Another gives thanks to Indiana Senators Morton and Pratt and Representatives Julian and Wilson for their support.

While in the capitol, she pleaded her case to a House Committee. When asked why her husband didn't receive a pension, she said, "He was too big for his shirt to apply".

She was introduced to President Grant as "Mrs. Phoebe Sofield, of Richmond, Indiana, who is one hundred and five years old". As she shook his hand, she said, "I saw the first President, and now I have shaken the hand of the last I ever shall". The President expressed his hopes that she would obtain her just claim.

If you have ever wondered about what it means that "it would take an act of Congress", here's your example. In 1871, through an Act of Congress, she was granted the back payments plus interest and received a little more than \$10,000.00, according to the newspaper. (Mention is made of how the friends who refused to help finance her quest were eager to offer advice on ways she could spend it.) However, after more research, I found that the amount was more like \$1,000.00, still a respectable sum at the time, but there are differing opinions on how much, if any, she received prior to her death.

All of the foregoing account could have been my entire story, but I couldn't let it rest. Where had they lived "in this town"? Why hadn't I found her burial place? There had to be more.

A call to Earlham Cemetery in Richmond drew a blank on the burial, but the lady referred me to the library at Richmond. I made a call and found how to submit a question via email. I was afraid it would be one of those things that go unanswered, but a day or two later, I had an email from Sue King, my new favorite researcher! She had found an obituary that evidently gleaned facts from previous interviews with Phebe that I hadn't found.

From the obituary she sent, I learned many

things.

I already knew that Phoebe was a member of the Pearl Street Methodist Church. (The Richmond Post Office now occupies that site.) Her funeral was held in the church, and she was buried in Maple Grove Cemetery. The land now occupied by Glen Miller Park contains the land that was formerly Maple Grove. The graves were moved to Earlham or Ridge Cemeteries, but the records on the move are sketchy, so we will probably never know where her body was taken.

She was born at Precipitate, a small village near Morristown, New Jersey. Phebe's father was Stephen Woodruff, and she said he died at Fort Stanwix. After his death, she became a domestic in the household of Governor Clinton. She said that she had seen President and Martha Washington, as well as other historic celebrities while living there.

She married Lewis Sofield at the close of the Revolution. They made their way across the wilderness and settled in Connersville about 1812.

Parts of the new information made me sad and even more in awe of this pioneer. She said that her adopted daughter's husband took her to Iowa, but sent a letter to relatives in Indiana saying she had died. When the family came back to Indiana, she said they "put her out to graze, but she had no teeth" (her way of saying she should earn a living?), so they committed her to the Poor Farm in Hendricks County. She alluded the authorities for a few months by doing various domestic tasks, but she was in her nineties by then and unable to do much. The constable eventually caught up with her. She said that she asked him to take her to the woods and hang her, so she wouldn't have to go through the degradation of living as a pauper.

Thinking that Phoebe had died, and being her only living blood relative, Susan Moore came to Connersville to learn what had happened to the property that Lewis and Phoebe owned. Somehow, that led her to the knowledge that her aunt was alive and to her whereabouts!

The obituary also tells that, shortly before the death of Lewis, local attorney Jonathan McCarty had been elected to Congress, and he encouraged Lewis to obtain a pension. Samuel Parker was reading law in McCarty's office, and he filed the papers. Lewis died before the pension was granted, so the matter rested. (Hon. Samuel Parker, for those of you who don't recognize the name, was a local judge, president of the Whitewater Canal Company, and served in Congress. He lived at the site now known as Historic Elmhurst in Connersville.)

A glance at a book of early landowners and a trip to the recorder's office in the Fayette County Courthouse gave me the location of their home in Connersville. Sadly, it is now the site of a vacant modern building at 8th Street and Western Avenue, leaving no trace of her former home.

The obituary mentions that she and Susan spent four months in Washington, D. C. and were invited to several social events given by Mrs. Grant.

She came home to Indiana, and an account is

**Your Local Full Service Butcher Shop**



**French's Locker LLC**  
707 SOUTH WEST STREET  
WESTPORT, IN 47283  
**(812) 591-3033**  
[WWW.FRENCHSLOCKER.COM](http://WWW.FRENCHSLOCKER.COM)  
BEEF, PORK, SHEEP, GOAT & DEER PROCESSING  
LOCALLY GROWN 1/4, 1/2 OR WHOLE BEEF  
AVAILABLE 1/2 OR WHOLE PORK



given in another newspaper of her participation in the Old Settlers Picnic at Richmond in April of 1872. She passed away shortly thereafter on June 4th of that year, one day short of her 105th birthday. In her will, she left the remainder of her estate to her beloved, persistent niece Susan with whom she shared a most memorable adventure.

Because I know that this publication reaches throughout Indiana and beyond, I'm hoping that some family member will read this and come forth with more information about her childhood and place of burial. If we can verify the identity of her father and prove that he was a soldier of the Revolution, the Daughters of the American Revolution would love to honor the story of this amazing daughter, even though she and Lewis had no descendants who could have joined on his service record.

If you have any more information, please contact me through Ray at the Gadabout!

As always, I remind you that the Whitewater Valley is a place filled with history, fun places, and beautiful scenery. The museum is open every weekend. Friday hours are 5 p.m. to 7 p.m., and we're open 10 a.m to 3 p.m on Saturday and Sunday. The train is operating, ready to take you on a relaxing trip through the valley. Come visit us soon! ■

## DNR Reserve Hunts

CONTINUED FROM PAGE 23

Subscribe <https://public.govdelivery.com/accounts/INDNR/subscriber/new> Now:

### BASICS

- Apply for a reserved hunt
- View hunt draw results
- FAQs

### WHAT DO I NEED TO APPLY?

- A valid hunting license for the species you intend to hunt for that season/equipment.
- A valid email address for confirmation of application submission.

### HOW DO I KNOW IF MY APPLICATION IS COMPLETE?

- You will receive a confirmation email sent to the email address you provided.
- After you have submitted your application, PRINT or SAVE your confirmation page. Once you have applied, you can double-check if the application was submitted successfully by logging back into the reserved hunt system. If a hunt choice is still in the drop-down box, you did not successfully apply. The system will not allow you to apply for the same hunt more than once. So, if the hunt shows up in your drop-down box, then you need to apply.
- The website will have you add the hunt you apply for to the "Shopping Cart," and you will be asked to "Check Out" and "Place Order," even though there is no fee. You will need to place your order in the cart to submit your application.

### OTHER IMPORTANT INFORMATION

- Once you have submitted your hunt application, you cannot change it. If you need to update your contact information, you may do so by logging into the reserved hunt system.

### RESULTS

- Results are typically posted within two weeks after the application period has closed.
- To view draw results, go to <https://secure.in.gov/apps/dnr/portal/#/home>, log in to your account, and select "View Registrations" in your online dashboard.

If you do not have an account, please select "click here" to see the results of your registered hunts on the far right "Reserved Hunts" box. You will need your customer ID and date of birth.

### HUNTS CURRENTLY TAKING APPLICATIONS OR OPENING SOON

#### YOUTH DEER HUNTS AT MUSCATATUCK NWR

- Applications are accepted online July 1 through Aug. 26, 2019.
- Youth must be age 17 or younger on the hunt date and accompanied by a mentor, defined as a licensed

hunter, 18 years old or older. The mentor is not eligible to hunt or carry a firearm during this hunt.

#### DEER HUNTS

- Applications are accepted online July 1 through Aug. 26, 2019.
- Properties: Deer Creek Fish & Wildlife Area, Tern Bar Slough Wildlife Diversity Conservation Area, Fairbanks Landing Fish & Wildlife Area, Big Oaks National Wildlife Refuge, and Muscatatuck National Wildlife Refuge.

#### MILITARY/REFUGE HUNTS

- Applications are accepted online July 1 through Aug. 26, 2019.
- Properties: Camp Atterbury Joint Maneuver Training Center, Big Oaks National Wildlife Refuge, and Muscatatuck National Wildlife Refuge.

#### YOUTH PHEASANT HUNTS

- Applications are accepted online July 1 through Sept. 16, 2019.
- Youth must be age 17 or younger on the hunt date and accompanied by a mentor, defined as a licensed hunter, 18 years old or older. The mentor is not eligible to hunt or carry a firearm during this hunt.

#### PHEASANT HUNTS

- Applications are accepted online July 1 through Sept. 16, 2019.
- Hunt dates and Game Bird Areas are chosen through a random draw.

#### WATERFOWL HUNTS

- Applications are accepted July 1 through Sept. 16, 2019
- Properties participating are Goose Pond, Hovey Lake, Kankakee, Kingsbury, LaSalle, and Willow Slough Fish & Wildlife Areas. Monroe Reservoir and Province Pond Wetland Conservation Area are also participating.

#### STATE PARK DEER

#### MANAGEMENT DRAW HUNTS

Applications are accepted online July 15 – Aug. 26, 2019.

- Applicants must possess any valid license to take a deer in Indiana at the time of the application, not including apprentice licenses.
- Applicants must be Indiana residents (or possess a valid lifetime license to take deer in Indiana), be 18 years of age by the date of the first hunt, and must possess the proper licenses to hunt deer in order to apply. Once you have submitted your application online, you cannot change your information.
- Primary applicants can apply by themselves or with up to two secondary applicants (buddies). There is no preference in the draw based on whether it is an application with buddies or not. You must apply with your buddies' information on your application in order for them to participate. This includes deer license number and date of birth.
- The secondary applicants must still meet all age, residency, and licensing requirements of the State Parks deer management hunts as described above.
- Each applicant may appear on only one application per hunt period.
- It is critical that thorough and valid contact information be included on the application for both primary and secondary applicants. If successfully drawn, key information regarding the management hunts may be sent to you using this contact information.
- Firearm hunts include any firearm legal to take deer on public land in Indiana. Archery hunts include any archery equipment legal to take deer in Indiana, including crossbows.
- For successful applicants, deer harvested at a State Park Management Hunt are in addition to regular deer-season bag limits. You do not need to purchase additional licenses to harvest deer if participating in the management hunt. For questions regarding State Park Deer Management Hunts, please contact DNR's Division of State Parks at 317-232-4200.
- Available state parks in 2019: Chain O' Lakes State Park, Charlestown State Park, Clifty Falls State Park (archery only), Fort Harrison State Park (archery only), Harmonie State Park, Indiana Dunes State Park, McCormick's Creek State Park, Ouabache State Park, Pokagon State Park, Prophetstown State Park, Shakamak State Park, Spring Mill State Park and Cave River Valley Natural Area (drawn and managed together), Summit Lake State Park, Tippecanoe River State Park, Trine State Recreation Area (archery only), and Whitewater Memorial State Park.

• Early Hunt: Nov. 18-19, 2019. Late Hunt: Dec. 2-3, 2019.

• Important information for 2019 deer management hunts at Indiana State Parks.

#### PUT/TAKE HUNTS

- Hunters can reserve put/take pheasant hunts at [on.IN.gov/reservedhunt](http://on.IN.gov/reservedhunt) from 6 a.m. ET Sept. 7 until midnight Nov. 30. You must register online. Hunts are no longer available first-come, first-served at the properties.
- Participating properties: Atterbury, Glendale, J. E. Roush Lake, Pigeon River, Tri-County, Willow Slough, and Winamac Fish & Wildlife Areas.
- There is a fee of \$30 per person to participate in put/take hunts.
- Hunters can select the date, property, and area for their hunt.
- Pheasant hunters in designated put/take areas are prohibited from harvesting game animals other than pheasants on days when pheasants are released and hunted.

#### FREQUENTLY ASKED QUESTIONS

• **When I enter my Customer ID number and date of birth, the system doesn't recognize me.**

Verify that the information is correct. If your date of birth is not correct on your license, then it is not correct in the system. Please email [INHuntFish@dnr.IN.gov](mailto:INHuntFish@dnr.IN.gov) or call DNR Customer Service at (317) 232-4200 or toll-free at (877) 463-6367 to have the information corrected.

• **The system is asking me to place an order for a draw hunt application but there is no cost.**

Click the link that says "to see the status of your registered hunts, click here" on the Reserved Hunts tile at: <https://secure.in.gov/apps/dnr/portal/#/home>.

You will then be asked to enter your Customer ID and date of birth. Your Customer ID is printed on your license. If you have a lifetime license and don't know your Customer ID, click the button next to "I don't know my Customer ID" and enter your last name and one of the four identifiers listed on the screen. If you need assistance, please contact DNR Customer Service at (317) 232-4200 or toll-free at (877) 463-6367 or email [INHuntFish@dnr.IN.gov](mailto:INHuntFish@dnr.IN.gov).

• **Will the system allow me to register for the same hunt more than once?**

Click the link that says "to see the status of your registered hunts, click here" on the Reserved Hunts tile at: <https://secure.in.gov/apps/dnr/portal/#/home>.

You will then be asked to enter your Customer ID and date of birth. Your Customer ID is printed on your license. If you have a lifetime license and don't know your Customer ID, click the button next to "I don't know my Customer ID" and enter your last name and one of the four identifiers listed on the screen. If you need assistance, please contact DNR Customer Service at (317) 232-4200 or toll-free at (877) 463-6367 or email [INHuntFish@dnr.IN.gov](mailto:INHuntFish@dnr.IN.gov).

• **I entered my Customer ID number and date-of-birth, but I don't see any hunts on the Hunt Registration page. What do I do?**

Check to make sure you have the proper license that is required for the species you intend to hunt. If you have the correct license and you still do not see any hunts, check to make sure that the application deadline has not passed.

• **When will the results for the hunts be posted?**

Typically, the draw hunt results will be posted online approximately two weeks (or less) after the application deadline has passed. Sign up for Wild Bulletin to receive emails with the latest news regarding the reserved hunts, and other important fishing, hunting, and wildlife information.

• **Where do I find out if I was drawn for a hunt?**

Draw results will be posted online along with all the information you will need to participate in the hunt if you were successfully drawn. To view draw hunt results, visit <https://secure.in.gov/apps/dnr/portal/#/home> and click the link to see the status of your reserved hunt registrations or login to your account and view your Hunt Registrations in your online dashboard.

• **I tried to view my draw results and I got the message "Not Found" What do I do now?**

Verify that you typed your Customer ID number and date of birth correctly. Make sure you have a confirmation number (Hunt Registration ID) or confirmation email for the hunt. If you don't have a confirmation number or email, it is likely that you didn't suc-

CONTINUED ON PAGE 30



# Gad's Corner

Photos sent to The Gad-a-bout for GAD'S CORNER must contain identifying information, date, weight, points, other, experience, etc. Send a phone number in case I need to contact you. Send regular size, i.e. square and horizontal rectangular photos. Large vertical photos can only be used when I have enough space to use them. Please identify person with game!!! Send Photos to: The Gad-a-bout, 105 E. South St., Centerville, IN 47330 or E-mail .jpg photos to: [raythegadabout@gmail.com](mailto:raythegadabout@gmail.com) Questions Call Cell Phone: 765-960-5767



This is Alex Selig along with his daughter (Carsyn) and son (Aiden) enjoying a day fishing on the Salamonie Reservoir. They caught this nice mess of crappies on July 10. (Bozarth Country Store Ryan's Photo, Lagro, IN)



Morgan Woods, age 11, caught her first ever crappie at Whitewater State Park using a minnow. (Jay's Midlake Bait & Tackle Photo, Brookville Lake, IN)

## DNR Reserve Hunts

CONTINUED FROM PAGE 29

cessfully submit your application. If you have a confirmation number or email, and you do not see any results for your name, call DNR Customer Service at (317) 232-4200 or toll-free at (877) 463-6367.

• **There are no results listed under my name for a hunt. What do I do now?**

Make sure you have a confirmation number (Hunt Registration ID) or confirmation email for the hunt. If you don't have a confirmation number or email, it is likely that you didn't successfully submit your application. If you have a confirmation number or email, and you do not see any results for your name, call DNR Customer Service at (317) 232-4200 or toll-free at (877) 463-6367.

### BROWN COUNTY ORV ACCIDENT LEADS TO ARREST

Indiana Conservation Officers are investigating an off-road vehicle (ORV) accident in which one adult male was arrested.

The accident occurred early this morning at approximately 3:00 a.m., near the 7000 block of Bean Blossom Road in Morgantown.

Tracy Luckey, age 24 of Nineveh, was operating an ORV on private property in a wooded area. For reasons not yet known, the ORV flipped over pinning Luckey underneath and leaving him unconscious.

Luckey refused medical treatment at the scene, but was taken into custody by Conservation Officer Rob Klakamp and remanded to the Brown County Jail for operating while intoxicated (OWI).

The cause of the accident is still being investigated, but alcohol appears to have been involved. The victim was not wearing a helmet or proper safety equipment. Indiana Conservation Officers stress safe operation of ORVs and the use of proper protective equipment such as helmets.

All charges are merely accusations and defendants are presumed innocent until proven guilty.

For more information on ORV safety, see [offroad-ed.com/indiana](http://offroad-ed.com/indiana)

Indiana Conservation Officers were assisted by Brown County Sheriff's Department and Columbus Regional Medics.

### MADISON COUNTY ORV ACCIDENT CLAIMS LIFE OF TEEN

Indiana Conservation Officers are investigating an ORV accident near Alexandria that claimed the life of a 15 year old boy.

The juvenile was operating a 2015 Cazador 169 cc side-by-side in the 10600 block of North County Road 200 West, near his residence. The accident occurred at some time before 7:30 pm, when he was discovered by his parents, laying unresponsive by the machine.

There were no witnesses to the incident and at this time very little is known about what may have caused the accident. Information will be released as it becomes available.

**THIS SPOT RESERVED FOR YOUR NEXT BIG GAME OR LARGE LUNKER SEE ABOVE FOR DETAILS ON HOW READERS OF THE GAD-A-BOUT CAN VIEW YOUR RECORD BUCK OR TROPHY FISH!!**

### FLINTKNAPPING WORKSHOP AT MOUNDS STATE PARK, ANDERSON, IN 8-24-19 1-4 PM

You will learn basic flintknapping skills and make a projectile point to take home with you. The workshop fee is \$8, which covers the use of flintknapping tools and the supplies needed to make a point. Participants should bring leather work gloves and safety glasses.

Space is limited and pre-registration is required. Call 765-649-8128 or email [kmorgan1@dnr.in.gov](mailto:kmorgan1@dnr.in.gov). <https://www.facebook.com/events/50003574720727/?ti=c>

Thanks,  
Amy L. Johnson, State Archaeologist

## BOZARTH COUNTRY STORE

ON THE SALAMONIE RESERVOIR



Welcome to Bozarth Recreational Resort located near the Salamonie Reservoir in southern Wabash County in Indiana! BRR is just minutes away from Dora-New Holland SRA boat ramp and minutes from the Salamonie State Park and Horse Camp.

[www.bozarthcampground.com](http://www.bozarthcampground.com)

**SEASONAL CAMPSITES AVAILABLE**

Seasonal Rates - Full Hookups  
**"SIGN UP NOW"**

**BOZARTH 2018 CRAPPIE TOURNEYS**  
Sat September 21st  
For Info Call Ryan  
765-981-4522

### We Have A Large Breakfast & Sandwich Menu

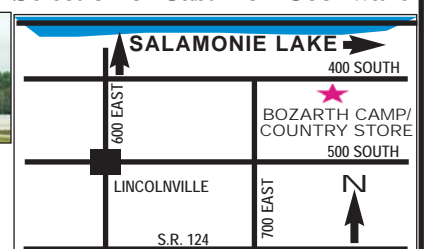
Campstore / Grocery  
Fishing Tackle, Live Bait & License  
Camping & Hunting Supplies  
Cold & Hot Drinks  
Ice - Pizza - Sausage - Hot Dogs  
Snacks & Sandwiches

Banquet Room w/Kitchenette  
Arcade Game Room  
Showers (All Year)  
Boat Storage (Inside)  
LP Gas Refill Station  
Large Selection of Cast Iron Cookware



7309 East 400 South, Wabash County  
Lagro, IN 46941

Call: 765-981-4522



OPEN AT 6:00 A.M. - CLOSE "SUBJECT TO CHANGE DEPENDING ON THE SEASON"



Plan your Indiana adventures at

**www.INDIANAOUTFITTERS.com**

INDIANA'S ONLINE OUTDOOR RECREATION GUIDE

Link up to us at [www.INDIANAOUTFITTERS.com](http://www.INDIANAOUTFITTERS.com)

Find all the info you need  
with this **FREE**  
Indiana Trip Planning Website!



Where do you want to go  
this weekend?

Visit

**www.INDIANAOUTFITTERS.com**



**FREE! Indiana Cabin Rentals Guide**

**www.IndianaCabinRentals.com**



Now finding cabin rentals is easy.

Use a clickable map of the state to find a rental cabin!



Looking for lodging with a hot tub?

Want a place by the water?

Find traditional log cabins, historic cabins, floating cabins, camping cabins, and unique rental homes throughout Indiana.



Why settle for a stuffy hotel room when there are options like this?

Rent your own private cabin!



Want a secluded cabin with peace & quiet?

Want a cabin near the heart of the action?



Need a pet-friendly cabin?

Want a basic camping cabin without all the frills?

**www.IndianaCabinRentals.com**

Find specials, pictures & links to cabin rentals around Indiana





# Fields Outdoors COUPON CRAZY SALE

126 South Perkins St.  
Rushville, Indiana 46173  
765.932.3964  
[www.fieldsoutdooradventures.com](http://www.fieldsoutdooradventures.com)

Store Hours: Tues-Fri — 10 am to 6 pm.  
Sat — 10 am to 5 pm. Sun — 1pm to 5pm

All items in stock at time of ad. Pricing valid while supplies last. Sorry, no rain checks or special orders. Not responsible for typo errors. Case quantities available on some ammunition.

This is just a sampling of the items available.

Sale prices not valid for gun trade ins.

### PRESENT THIS COUPON FOR SALE PRICE

Springfield Armory Defender 4" (XDD9101)

Regular Price \$399.99 Sale \$325.00

### PRESENT THIS COUPON FOR SALE PRICE

Springfield Armory Defender 1911 (PBD910BL)

Regular Price \$549.99 Sale \$520.00

### PRESENT THIS COUPON FOR SALE PRICE

MAGPUL PMAG 30 Gen 3 30 Rnds

Sale \$12.00

### PRESENT THIS COUPON FOR SALE PRICE

Condor Armor Plate Carriers Black, Tan, or OD Green

Sale \$100.00

### PRESENT THIS COUPON FOR SALE PRICE

Federal AE223 55Gr FMJ 20 RD Box \$7.00. 1000 Rd Case for \$300.00

### PRESENT THIS COUPON FOR SALE PRICE

Sig Sauer P320 9MM

Regular Price \$549.99 Sale \$465.00

### PRESENT THIS COUPON FOR SALE PRICE

Federal RTP .22LR 40 Gr LRN 50 Rd

Buy 4 Boxes @ \$2.80 each and get 1 more FREE

### PRESENT THIS COUPON FOR SALE PRICE

Safariland 578 GLS Pro Fit Holster (New Multi-Gun)

Regular Price \$49.99 Sale \$38.00



## 75 GUN RAFFLE

#### WHEN

Saturday September 7<sup>th</sup> 2019  
Doors open at 4pm  
Drawing starts 6pm

#### WHERE

Marion Township VFD (Millhousen)  
7935 South county road 250 East  
Greensburg IN 47240

#### WHAT IS INCLUDED

A smoked pork chop dinner for 2.

DO NOT NEED TO BE PRESENT TO WIN!

#### Early Bird Special:

Buy your ticket before Aug 12<sup>th</sup> to be entered into a separate drawing for a custom engraved Henry Golden Boy 22lr.

CONTACT  
Ian Hammond  
812-593-6271  
Ron Fry  
812-614-8388  
Visit our website  
Millhousenfire.com  
for gun list

Tickets are \$200

Indiana Gaming License # 148712

### PRESENT THIS COUPON FOR SALE PRICE

Ruger AR-556 (8500)

Sale \$550.00

### PRESENT THIS COUPON FOR SALE PRICE

Smith & Wesson M&P 15 Sport

Sale \$550.00

### PRESENT THIS COUPON FOR SALE PRICE

Any Glock Gen 4 Fixed Sights 17, 19, 21, 22 or 23

Regular Price \$599.99 Sale \$500.00

### PRESENT THIS COUPON FOR SALE PRICE

Remington 9MM 115 Gr FMJ 50 Rd box \$12.00. Buy 8, Get 2 FREE. 500 Rd Case \$192.00

### PRESENT THIS COUPON FOR SALE PRICE

Glock Magazines

Buy One, get 2nd 50% OFF

VISIT THE NEW FIELDS AMMUNITION WEBSITE TO BUY AMMUNITION ON-LINE  
[www.fieldsammo.com](http://www.fieldsammo.com)

### PRESENT THIS COUPON FOR SALE PRICE

Kimber 1911 Magazines

Buy One, get 2nd 50% OFF

### PRESENT THIS COUPON FOR SALE PRICE

EOTECH 512.A65 Holographic Sight (w/2 FREE boxes of Fed AE223)

Regular Price \$499.99 Sale \$425.00

### PRESENT THIS COUPON FOR SALE PRICE

Glock 43 w/Glock Night Sights 9MM

Regular Price \$549.99 Sale \$465.00

### PRESENT THIS COUPON FOR SALE PRICE

Federal 12 Ga 7-1/2 shot 1-1/8 Oz

250 Rd Case Sale \$55.00

### PRESENT THIS COUPON FOR SALE PRICE

Under Armour Tactical Pants (1316927) Black, OD, Tan or Blue

Regular Price \$85.00 Sale \$65.00

### PRESENT THIS COUPON FOR SALE PRICE

Blackhawk Serpa Concealment Holster

Regular Price \$39.99 Sale \$30.00

### PRESENT THIS COUPON FOR SALE PRICE

Under Armour Tactical Boots (1287948-001) Infil Ops

Regular Price \$250.00 Sale \$190.00

Sale prices do not include sales tax if applicable. Sorry no rain checks. Prices good for in-stock items only.