


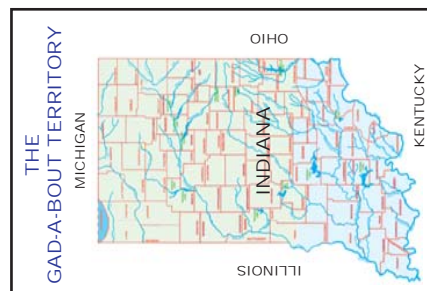
READ THE GAD-A-BOUT FREE ON LINE
CLICK HERE www.thegadabout.com

TAKE ONE IT'S FREE

THE OCTOBER 2018

GAD-A-BOUT™

EXPLORING RECREATION OPPORTUNITIES IN THE GAD-A-BOUT TERRITORY



PHIL'S BEEN IN BAIT & TACKLE BUSINESS FOR 52 YEARS NOW - SEE PAGES 14-15



THE CORD AND AUBURN AUTOMOBILES VISITED WHERE THEY WERE BUILT - SEE PAGES 28-29



VETERAN JOE GOEBEL ON A MISSION TO BRING OUR HUEY HOME - SEE PG 16-17



35TH ANNUAL ABINGTON FIRE DEPARTMENT CHICKEN FRY OCTOBER 13, 2018 - SEE PAGE 4

ADVERTISER INDEX PG 1 / ARTICLE INDEX PG 3 READ ABOUT COVER PHOTOS ON PAGE 3

TO ADVERTISE IN THE GAD-A-BOUT SEE PAGE 25 • CELL 1-765-960-5767 • WEBSITE: www.thegadabout.com • E-MAIL: raythegadabout@gmail.com



KNIGHTSTOWN LOCKER MEATS AND CATERING

8037 South 575 West, Knightstown, Indiana 46148

765-345-2410 or 1-800-718-6010

www.ktownmeatsandcatering.com

Directions: 1 Mile North of US 40 on County Road 575 West – East of Knightstown

Dan Titus Owner/Operator for 30 Years

DEER PROCESSING includes skinning, cleaning, cutting, wrapping & freezing

Cape removal for mounts (must be picked within 24 hrs. of drop off)

We offer a variety of summer sausages and snack sticks along with many specialty products

Summer Sausage:

- Regular
- Hot Summer Sausage
- Cheddar Cheese Summer Sausage
- Jalapeno Cheese Summer Sausage
- Habanero Cheese Summer Sausage

All summer sausage comes in approximately 2# rolls

Snack Sticks:

- Regular Snack Sticks
- Hot Snack Sticks
- Snack Sticks with Cheddar Cheese:
- Snack Sticks with Jalapeno Cheese
- Snack sticks come in 10 sticks/pound

Deer Specialty Products:

- Deer Brats • Deer Bacon • Skinless Smoked Sausage
- Deer Jerky • Smoked Ham

DEER TRIMMINGS: We accept CLEAN, BONELESS, FRESH OR FROZEN deer meat for processing into product. Please use clear plastic food grade bags or containers to store your trimmings. We will **NOT** accept meat in TRASH BAGS because of the chemicals used to produce these bags. Metal Tag Number or Confirmation Number is required with trimmings. NOTE: Jerky is made from the whole round. Bring entire ham whole with bone in for jerky.

24 HOUR DROP OFF COOLER AVAILABLE

DEER MUST BE TAGGED WITH THE ONLINE CONFIRMATION NUMBER TO USE DROP-OFF OPTION

Hours: Mon-Wed-Fri 8AM – 6 PM; Tues-Thur 8AM-5 PM Saturday 8AM-Noon; Closed Sunday
OPEN EXTENDED HOURS AND ON SUNDAY'S DURING FIREARM SEASON

INDIANA

ANDERSON

9 Guns Pg 10

BATESVILLE

French's Locker LLC Pg 9

BROOKVILLE

52 Pik-up Convenience Store Pg 5

Brookville Lake Guide Svc Pg 5

Dairy Cottage Pg 24

Pioneer Restaurant Pg 28

BROOKVILLE LAKE AREA

Barton Bay Pg 10

Dave's Triangle LLC Pg 20

Frames Outdoor Pg 8

Jay's Midlake Bait & Tackle Pg 20

Parkside Marine & More Pg 3

Quakertown Marina Pg 14

Steve's Marine Pg 11

BUTLERVILLE

Butlerville Grocery Pg 5

CAMBRIDGE CITY

A - T & I Service Pg 9

Fab-Tech AR500 Shooting Targets 7

CENTERVILLE

Mills Funeral Home Pg 17

CONNERSVILLE

Fayette County Tourism Pg 26

Matt's Custom Guns 16

DEPUTY

Deputy Big Shot Pg 12

Marion's Greenhouse Pg 26

DUBLIN

Rihm's Meat Processing Pg 18

FOUNTAIN CITY

Texas Jack's Lock Stock & Barrel 18

GREENFIELD

Highsmith Guns Pg 7

Jensen's Pawn & Guns Pg 9

GREENSBURG

Guns & Tackle, Inc. Pg 10

Tree City Metal Sales Pg 29

HARDY LAKE

Pioneer Village Pg 14

INDIANAPOLIS

Indiana State Police Pg 6

www.IndianaOutfitters.com Pg 31

KNIGHTSTOWN

Knightstown Meats & Catering Pg 1

McDonald's Bait and Tackle Pg 14

KOKOMO

Joe's Beef Jerky Pg 18

Martino's Italian Villa Pg 19

LAKE MICHIGAN AREA

Brother Nature Charters Pg 11

LIBERTY

Bertch Hardware Pg 7

Carl Sharp State Farm Pg 26

Liberty Restaurant Pg 7

Pizza King Pg 23

Woodruff's Supermarket Pg 23

LOGANSPORT

Dale Hardy Supplies Pg 21

MARION

Riverside Sporting Gds Pg 27

METAMORA

Opry Barn Bluegrass Nights 3rd Sat. Pg 27

MILROY

Milroy Shoes Pg 27

Tri-County Outdoor Power Equipment Pg 8

Troyers Country Store & Bakery Pg 29

NOBLESVILLE

Log Home Center Pg 15

NORTH VERNON

Ebbing Auto Parts Pg 7

J & L Sporting Goods LLC Pg 19

PORTLAND

1 Shot Sports Pg 2

REDKEY

Hatzell Bros Roofing Pg 10

RICHMOND

Army Navy Store Pg 7

Best Stop Auto Care Pg 13

Cabinet Factories Outlet Pg 15

Davis Transmission 9

Mendenhall Hardware Pg 6

Merkamp Sales & Service Pg 3

Mighty Muffler 28

Prairie Wolf Gun Repair Pg 21

Riggle-Waltermann Mortuary Pg 18

Tri County Awards Pg 29

Wildfire Motors Pg 17

RIDGEVILLE

Heritage Goodhew Metal Roofg Pg 10

RUSHVILLE

Davis Recovery & Towing Pg 16

Fields' Outdoor Adventures Pg 32

SALAMONIES LAKE AREA

Bozarth Country Store Pg 24

S & S Bait & Tackle Pg 7

SCOTTSBURG

C & T Cycles Pg 2

Scotts Ace Hardware Pg 21

SHELBYVILLE

Blue River Arms, LLC Pg 9

The Gun Den Pg 22

WEBSTER

C & C Webster Store 5

WILLIAMSBURG

J D Farm Supply Pg 22

OHIO

MARBLEHEAD - Lake Erie

Boytim Charter Service "Walleye" Pg 19

KENTUCKY

UNION

Knot Marine Pg 4



(812) 752-5466

We Service All Major Brands Of Motorcycles, UTV's & ATV's

From Minor Service To Complete Rebuilds

Triton Trailer Authorized Dealer

Many Utility Trailers In Stock

Hwy 31 South in Scottsburg, IN Just Off I-65

30 Mile North of Louisville

85 Miles South of INDY

E-mail: xlch1@mw.twcbc.com

COLOR RATES: 1 SPOT COLOR (ALL SIZES) \$10 · FULL COLOR 6-11 COL IN \$15 / 12-25 COL IN \$25 / 26-49 COL IN \$35 / 50-94.5 COL IN \$50

THE GAD-A-BOUT ADVERTISING RATES

PLEASE NOTE: EACH DOLLAR AMOUNT BELOW IS PER INSERTION

FULL PAGE	1/2 PAGE	1/3 PAGE	1/4 PAGE	1/8 PAGE	1/10 PAGE	4 COL. INCH	1/15 PAGE
ALT. SIZES	ALT. SIZES	ALT. SIZES	ALT. SIZES	ALT. SIZES	ALT. SIZES	ONE SIZE	MONOPOLY CARD SIZE
15.75" X 10.37"	7.82" X 10.37" 12" X 6.88" 15.75" X 5.13"	5.25" X 10.37" 7.82" X 6.88" 15.75" X 3.37"	4" X 10.37" 6" X 6.88" 7.82" X 5.13"	3" X 6.88 4" X 5.13 6" X 3.37	3" X 5.13 4.5" X 3.37	4" X 3.37"	3" X 3.37"
94.5 COL. IN.	48 COL. IN.	32 COL. IN.	24 COL. IN.	12 COL. IN.	9 COL. IN.	8 COL. IN.	6 COL. IN.
1 TIME	1 TIME	1 TIME	1 TIME	1 TIME	1 TIME	1 TIME	1 TIME
\$7.50 PCI	\$7.50 PCI	\$7.50 PCI	\$7.50 PCI	\$7.50 PCI	\$7.50 PCI	\$7.50 PCI	\$7.50 PCI
\$708.75	\$360.00	\$240.00	\$180.00	\$90.00	\$67.50	\$60.00	\$45.00
2-11 TIMES	2-11 TIMES	2-11 TIMES	2-11 TIMES	2-11 TIMES	2-11 TIMES	2-11 TIMES	2-11 TIMES
\$6.50 PCI	\$6.50 PCI	\$6.50 PCI	\$6.50 PCI	\$6.50 PCI	\$6.50 PCI	\$6.50 PCI	\$6.50 PCI
\$614.25	\$312.00	\$208.00	\$156.00	\$78.00	\$58.50	\$52.00	\$39.00
12 TIMES	12 TIMES	12 TIMES	12 TIMES	12 TIMES	12 TIMES	12 TIMES	12 TIMES
\$5.50 PCI	\$5.50 PCI	\$5.50 PCI	\$5.50 PCI	\$5.50 PCI	\$5.50 PCI	\$5.50 PCI	\$5.50 PCI
\$519.75	\$264.00	\$176.00	\$132.00	\$66.00	\$49.50	\$44.00	\$33.00

THE ADVERTISING RATES ABOVE ARE FOR BLACK & WHITE ADS ONLY - FOR COLOR ADS ADD ABOVE RATE

ADVERTISERS INFORMATION

(PLEASE PRINT LEGIBLY OR TYPE)

SALESPERSON: _____ DATE: _____

BUSINESS NAME: _____

OWNER NAME (S) _____ MGR. OR OTHER _____

STREET OR P.O. BOX: _____

CITY _____ STATE _____ ZIP CODE _____

PHONE: _____ FAX: _____

CELL PHONE: _____ OTHER: _____

E-MAIL: _____ WEB SITE: _____

Ad Size _____ Rate: \$ _____ Monthly Cost: \$ _____

CIRCLE METHOD OF PAYMENT - CHECK #: _____ CASH: _____

PLACE AD IN JAN FEB MAR APR MAY JUN JUL AUG SEP OCT NOV DEC

(CIRCLE APPROPRIATE MONTH (S) THE ADVERTISEMENT WILL BE IN)

Customer Authorization Signature: _____ DATE: _____

ADVERTISING NOT ACCEPTED FOR: ALCOHOL, TOBACCO OR GAMBLING

Hundreds of Guns in Stock!



Guns - Muzzleloaders - Ammo - Crossbows - Targets

201 E. Main St. | Portland, IN 47371

260.766.1426

sales@1shotsports.com

Join our VIP Text Club for Special Deals
Text: 1SHOT | To: 40518

www.1ShotSports.com



OCTOBER 2018 • Volume XXVIII • NO. 343

Created in 1990 & Published Monthly by Kentucky Colonel Ray Dickerson

Or by the name given to me by Golden Eagle in 1995 LOKA'DWE ICHUTAKU YUSHEDON' Translated "Man who gets things done!"

105 East South Street, Centerville, IN 47330 TO CONTACT THE GAD-A-BOUT

Cell: 765-960-5767 Office: 765-855-3857

TO PLACE AN ADVERTISEMENT

CALL RAY'S CELL: 765-960-5767

Website: www.thegadabout.com

*E-Mail: raythegadabout@gmail.com

Facebook: www.facebook.com/thegadabout

COPYRIGHT BY GADCOE 2018

DISCLAIMER: The ideas and opinions expressed by the writers appearing in The Gad-about are not necessarily the same as the publishers.

MERKAMP
Sales & Service
Monday - Friday 9 a.m. - 5 p.m.
Saturday 8:30 a.m. - Noon
OUTDOOR POWER EQUIPMENT

Jct. HWY 35 North & 38
Richmond, IN 47374
765-962-2048

THE GAD-A-BOUT™

IN THIS ISSUE

SPECIAL FEATURES

Tri-County Outdoor Power Equipment in Milroy, Indiana by Julie Comer)Page 9-10
 Stand Up For Your Constitutional Rights Attend & Defend 2A RALLY by Sherry Chapo Sept. 22, 2018 Jaycee Park, Madison, INPage 12,13,25
 McDonald's Bait and Tackle In Business for 52 Years by Ray DickersonPage 14-15
 Help Bring Our Huey UH-1 Home by Ray Dickerson Story about Joe and Barb GoebelPage 16-17

REGULAR FEATURED WRITERS

ROAMING THE OUTDOORS by Ray Dickerson (Abington Fire Dept Chicken Fry, Alquina Blue Arrows Fall Festival, Opry Barn, Back up Van)Pages 4,23,27,30	Editorial Comment & Opinion
CENTERVILLE MY HOME TOWN by Ray Dickerson (Maplewood Park)Page 28,29, 30	News & Stories Then & Now
BROOKVILLE LAKE by Tag Nobbe (Fishing Brookville Lake in October)Page 5	So You Wanna' Catch More Fish
INDIANA STATE POLICE by Sgt. John D. Bowling (State Fair a Great Success, Harvest Time Safety, It's Fall-Time Watch for Deer, Final Thought) .Page 6&9	News from the Indiana State Police
INDIANA DNR by PIO Travis Stewart (Here are some Responsibilities when Hunting and Taking Deer)Page 7	Indiana Department of Natural Resources News
OUTDOOR HUMOR: by Dan Graves (To Knot or Not to Knot)Page 10	Misfires & Snags
LAKE MICHIGAN by Mike Schoonveld (Rescue Questions And Lessons)Page 11	Fishing Lake Michigan
OUTDOORS by Joe Martino (Bowhunting takes a Certain kind of Attitude)Page 18	Indiana Outdoors
INDIANA INDIANS by Shirley Willard (Trail of Death Caravan will travel September 17-22, 2018)Page 19	News of Native American Indians in Indiana
OUTDOORS & TRAVEL by Rich Creason (Walleye Fishing at Sportsman's Lodge)Page 20	Outdoors with Rich Creason
GUN REPAIR by Marshall Smith (Update on My Garage Sale 10-22, Gunsmithing)Page 21	Notes from Prairie Wolf Gun Repair
OUTDOOR SPECIAL EVENTS by Steve Dake (Big Blue River Chapter 3049 & New Tactical Safety System for Glock Pistol (TSSG))Page 22-23	Blue River Outdoors
SALAMONIE RESERVOIR by Ryan Pershing (Bozarth's Crappie Tournament)Page 24-25	Great Lakes of the Wabash River - Fishing News
WHITewater VALLEY HISTORY by Donna Schroeder (Ready for Company!)Page 26-27	New Adventures In Old Places

GAD-A-BOUT DEPARTMENTS

Advertiser IndexPage 2 Rate SheetPage 28
 Gad's Corner PhotosPage 29

ABOUT THE COVER PHOTOS

Top Left: Phil and his wife, Estelle opened McDonald's Bait and Tackle Shop in 1966 on Brown Street. All they had was the glass case you see in the top left photo on page 15 and the refrigerator behind him. In 1970 they moved to their present location at 15 West Grant Street in Knightstown. See more on Page 14-15. (Photo by Ray Dickerson)
Top Right: We hosted a group from the Auburn Cord Duesenberg Club. They spent their time visiting the places where the Cord and Auburn were constructed here in town. One of our members owns a beautiful Auburn, so we took the Cord from the museum and his car to the building on 18th Street where they started their lives. Another member has

a Jeep, and it also made an appearance at the museum. Over 450,000 Jeep bodies were made in Connersville! See Page 26-27 (Photo by Donna Schroeder)
Bottom Left: Vietnam Veteran Joe Goebel has had a dream of placing a Huey UH-1 as if in flight on top a platform in the Wayne County Veterans Memorial Park in Richmond. See Page 16-17 for Details. (Photo by Ray Dickerson)
Bottom Right: October 13, 2018 will be Abington's 35th Annual Chickent Fry. All Proceeds Benefit the Abington Fire Department. Serving 1/2 a Fried Chicken or Ham Steak, Mashed Potatoes, Green Beans, Dinner Roll, Drinks and Homemade Pies while supplies last. See Page 4. (Photo by Ray Dickerson)

CRESTLINER BOATS



SPORTFISH 1950



1850 RAPTOR WT



"NEW 2019 MODELS ARRIVING"

**CLOSEOUT ON 2018 MODELS
MANUFACTURERS DISCOUNT TOO!**

**CLEAN, SHRINK, STORE,
WINTERIZE
FULL SERVICE**

HARRIS PONTOONS



CRUISER 220



SOLSTICE 220

7191 FOX RUN RD BROOKVILLE, IN 47012 765-647-4619

E-mail: boats@parksidemarineandmore.com Website: parksidemarineandmore.com
 "We are located across the road from Mounds S.R.A. Entrance at Brookville Lake"

Roaming The Outdoors



by Ray Dickerson
The Gad-a-bout



Former Abington Fire Chief Bill Paddock at home resting on his porch just down the street from the Abington Fire Station. (Photo by Ray Dickerson)

ABINGTON FIRE DEPARTMENT 35TH ANNUAL CHICKEN FRY 10-13-18

October 13, 2018 will be Abington's 35th Annual Chickent Fry. All you need to know is in their flyer on the right. Sherry and I have been going to this Chicken dinner probably since it began. We've been married 51 years. Oh and too the food is very good. Don't miss this dinner, it's only on Saturday. One year I was late getting home from delivering the Gad-a-bout and absent mindedly drove down on Sunday thinking the dinner was on Sunday too. Wrong!

The Abington Fire Department is celebrating 50 years of service to their community and the area it protects from fires. Of those 50 years, Bill Paddock was a member of the Fire Department for 42 years. From 1968 to 2010 when he retired. Of course you will still see him helping out at the Chicken Fry and other activities. Bill also served as Fire Chief for a number of years. Bill's late wife, Linda Paddock, was also a member of the Abington Fire Department. She was an EMT as well as a Fire Fighter.

The current Fire Chief is Shawn Phenis, who happened to stop by when I was visiting Bill. The photo of Shawn was taken when I was visiting Bill at his home and his photo is on Page 27.

Joshua Minnix sent me this Flyer and photos. See

ABINGTON FIRE DEPARTMENT

CELEBRATING 50 YEARS OF SERVICE

INVITES YOU TO JOIN US FOR THE 35TH ANNUAL

CHICKEN
 FRY

ALL PROCEEDS BENEFIT THE ABINGTON FIRE DEPARTMENT

SATURDAY OCTOBER 13

12 PM - 6 PM | ABINGTON FIRE STATION

4618 POTTERSHOP RD | ABINGTON, IN

MEALS
\$10

SERVING

1/2 OF A FRIED CHICKEN OR HAM STEAK

MASHED POTATOES • GREEN BEANS • DINNER ROLL
DRINKS • HOMEMADE PIES
WHILE ALL SUPPLIES LAST!

2018

Page 30 for some additional photos from previous Chicken Frys.

ALQUINA BLUE ARROWS FALL FESTIVAL OCTOBER 6, 2018 9 A.M. TO 4 P.M. FREE ADMISSION & PARKING

Be sure not to miss this exciting event in Alquina, IN. Activities include 3rd Annual 5k "Run for the Arrows." Craft/Hobby booths; Judged Car Show \$10 per car Registration ends at Noon, Best in Show, Best Engine, Best Paint, Best Interior and Contact Dick Groning for more Car Show Info (765) 265-1311. Door Prizes throughout the show; Pumpkin Patch, Whitewater Valley Garden Tractor Pull; ATV Poker Ride 50/50; Bunce House, Disc Golf Demo, Pet Adoption & Duke

Energy Demo; Concessions Available. For information contact Karen at (765) 265-1777 or view information on their Facebook page - Alquina Blue Arrows Park.

SEPTEMBER ACTIVITIES AT THE METAMORA, IN. OPRY BARN

Yard Sale Sept. 15th from 8 am to 4 pm. Set up begins at 7:30 am, everything must be cleared away by 5 pm for a Bluegrass show at the barn that evening. \$10 for a spot to sell your gently used items. You can rent a table as well. Pop up canopies are permitted.

Country Music Night Sept. 29th featuring Utley & Bulletville Country Music. Doors open at 5:30, Maria

CONTINUED ON PAGE 23



MONTEREY
BOATS



POLAR KRAFT
Since 1951



KNOTMARINE.COM

New and Used Boats

Blackfin and Anglers Qwest Available

Live Bait and Tackle Shop

Service Shop (Honda, Mercury, Yamaha)

Shrink Wrap and Winterizations

Ship Store (Life Jackets, Floats)

On Site Boat Ramp (1-Day or Season Pass)



FALCON
BOATS



Qwest
PONTOONS

4895 BEAVER ROAD UNION, KY 41091 (859) 384-0634

E-mail: robbie@knotmarine.com & robert@knotmarine.com Website: knotmarine.com

So You Wanna Catch More Fish



by **Tag Nobbe**

Professional Fishing Guide

Fishing Brookville Lake in October

October is one of the years transition months. You will notice the days getting shorter, the nights getting longer. The wind starts to blow more often, and you can feel a distinct chill in the air. If you have lived in Indiana for any length of time you know what's coming next. This is what triggers the fall bite. I guess even the fish living in Indiana know what's coming next.

In September the surface temperature in the lake will start to drop. The rate will be dictated by

the weather patterns, rain, wind, cold nights, that sort of thing. As the surface temperature falls through the 70's fish will get more active on the surface. All summer the surface temperature in the lake has been in the 80's. This has made the fish sluggish and stressed. But with the water temperature now in the 70s the fish are born again. On about October 15th the lake will start to be drawn down to winter pool. This changes things again. Since the water has cooled down they want to be shallow on the banks corralling bait fish, but with the winter draw down, the fish think the lake is drying up. So, they will pull out from the banks and suspend over deep water waiting for it to be over in a day or two. This is a natural act to keep the fish from getting caught in a hole. After about a week of this though the fish get hungry and abandon the suspension over deep water and start using this draw down to their advantage.

The entire winter draw down is 8 ft. in lake level and will take approximately a month and a half to happen. Two ways you will want to fish are shallow or deep. If your going to fish shallow use swim baits, spinner baits, jerk baits, crank baits, or live minnows. Stick with medium weight poles with 12 lb. monofilament. What you need to remember is in the colder months crawldads, bugs, worms, and larva all will start to hibernate. The predator fish all know this and will focus solely on smaller fish.

As far as places go I would stick to the main lake. The reason I say this is the winter draw down creates a current in the lake and the fish use this current for feeding. What they will do is set up shop down current of a point using the point as an ambush spot. If you're going to fish deep you need to have good electronics. What your looking for is under water humps, drop offs, under water brush or kind of irregularity on the bottom. You're also looking for bait fish close to this stuff or better yet fish close to this stuff. I say you always have to fish even if you don't see fish on your fish finder you still have to give it a go. When you're fish deep in the winter time one of the best ways to fish is straight up and down. To do this efficiently you need the right balance of rod and reel,

line and bait. When using a bait caster, I suggest a 6'6" medium trigger stick spooled with 20 lb. braided line. In a spinning outfit I would use a 6 ft. Medium heavy rod spooled with 20 lb. braided line. Some of the best baits to use are blade baits, spoons, puppet minnows, and jigging raps.

As the winter draw down continues some boat ramps become unusable. Garr hill for example will become shallow. The Dunlapville boat ramp at the north end of the lake will dump you into the wildlife resting area which is off limits to boats in the winter. Hanna Creek boat ramp will be gated off. But the boat ramp at Templeton creek that has been off limits to anybody that's not camping at the mounds state campground is now available for use all winter. Two ramps that can be used all winter is Bonwell that is at the south end of the lake by the dam and Fairfield boat ramp and Egypt Hollow boat ramp both are more on the north end of the lake.

We will have live bait, launch permits, fishing license, and all the tackle you're going to need all winter long at 52 Pik-up open 7 days a week. Located on the south end of Brookville on state road 52. We open at 5 a.m.

Good Luck Tag

If you need more info go to my web site www.brookvillelakeguideservice.com

To schedule trips contacted me at tagnobbe@gmail.com or call my cell 765-265-3238.

I guide fish for walleye, and crappie starting in mid-April till the end of December 7 days a week on Brookville lake. We fish out of a 2017 pro V 2075 with a 250 Honda outboard engine. I supply everything all the way down to cleaning the fish. I can take 1 - 5 people. The price is according to how many go \$500.00 for 5 people \$450.00 for 4 people \$375.00 for 3 people \$325.00 for 2 people and \$275.00 for 1 person. We start at 7:00 am and fish till 1:00 pm to schedule trips call my cell 765-265-3238 or tagnobbe@gmail.com.

Fully licensed and insured for 21 years now. ■

BROOKVILLE LAKE GUIDE SERVICE



Tag Nobbe
Owner & Guide
6 Hour Trip Rate
(Rates subject to change without notice)

- 1 Person \$275.00
- 2 People \$325.00
- 3 People \$375.00
- 4 People \$450.00

A non refundable \$50.00 deposit is required for booking. Cancellations within 48 hours of your date will be credited towards a future guide trip.

Fishing Seasons

April - December Walleye Charter Seasons
April - October Crappie Charter Season
Mix any of the above in the same day

Contact me for your fishing trip by
Calling my Cell: 765-265-3238

E-mail: tagnobbe@gmail.com or
Website: www.brookvillelakeguideservice.com

Fully licensed & insured for 17 years now.

BUTLERVILLE GROCERY

5185 E US Hwy 50
Butlerville, IN 47223

812-458-6355

Deli • Gas • Grocery
Hot Food • Daily Specials

Military Discount

Call In's Welcome

Dine In • Carry Out

Open 7 Days a Week

C&C Webster Store & Village Post Office

Webster, Indiana
765-962-3293

ANTIQUES & GIFTS

LUNCH MEAT - SOFT DRINKS

GROCERIES - ICE - SNACKS

LIVE BAIT & TACKLE

STAMPS - PRIORITY MAIL BOXES & ENV.

PROPANE TANKS

\$19.99 + TAX
WITH EXCHANGE



When it comes to fueling your outdoor needs

Gasoline • Fresh Coffee • Deli Style Sandwiches • Fountain Drinks • Snacks • Sporting Goods
Live Bait & Tackle • Guided Fishing Trip Information • Hunting & Fishing Licenses • Check Station and More



Brookville Lake Guide Service

Guide: Tag Nobbe

Cell: 765-265-3238

Web: brookvillelakeguideservice.com

Near Brookville Lake just south of Brookville on U.S. Hwy 52 (765) 647-3600



Left to Right: Master Trooper McPike, myself, a family visiting the Indiana State Fair from Holland and Sergeant Wheelles in our booth at ISF. (Author Photo)



Left to Right: Myself, a sunburned professional "Santa" and Master Trooper McPike. "Mrs Clause" took the photo and got her finger in the way, finger shadow at right!

News from the Indiana State Police



by **Sergeant John D. Bowling**
Public Information/Recruiting Officer

State Fair a Great Success

I write this in late August and wanted to take the opportunity to thank everyone who stopped by our information booths at the State Fair this year. I was in the north informational booth for the first eight days of the fair and had a lot of people stop in to say hello. If you've ever been to the state fair you know you'll see the Indiana State Police all over the grounds, as well as at three information booths. It's a popular but long detail for us.

It's a great detail for a lot of reasons. One being that you get to work with troopers from all over the state. One of the TV stations actually contacted me and considered doing a story on how working details like this is like a family reunion of sorts for us as we get to visit with troopers we may only see once a year. Those of us that volunteer to work the fair will tell you the best part is being able to interact with folks, cut up and have fun while still being visible and present in case you need something.

As always I had several unique photo opportunities, including photos with "Billy the Soybean" and a sunburned Santa Clause. People literally come from all over the world to visit the fair, as I met folks from Germany, Holland, the U.K. and China. We had a lady from Kentucky tell us how nice our fair was, and how it's so much bigger than the Kentucky Fair. She even complimented ISP, saying she'd never seen so many smiling and friendly troopers!

Everyone was kind and upbeat this year, and it was great seeing some of the same smiling faces whether on trash crews, parking crews, tram crews or vendors. While I didn't get to see the circus personally everyone who did said it was an awesome show. Two dollar Tuesdays makes it more economical to get in and to eat at the fair, and remains the most popular day to go. If you've never been to the fair you should plan a family outing next year. If you do go, make sure to stop at the north booth and say hello to myself and Master Trooper Randy McPike!

Harvest Time Safety

It's hard to believe, but it's the time of year again to watch for farm equipment on roadways as farmers start the work of getting in crops. The Indiana State Police offers the below safety tip reminders.

Tips for farmers:

- Have all lighting and placards on your equipment as required by law.
- When parking equipment along the road while in the field, make certain it is visible at night.
- Avoid traveling on state and U.S. highways during rush hour traffic.
- Wear reflective or Hi-Viz clothing when working in low light conditions, so as to be seen by motorists and farm workers.
- Indiana Code 9-21-5-7, Motor vehicles driven at a slow speed impeding or blocking traffic, requires operators of vehicles being driven on a roadway of not more than one lane in each direction, at a speed

below the posted limit, to move over to the right at their first opportunity if three or more vehicles are following, to allow those vehicles to safely pass.

Tips for motorists:

- Be patient when traveling behind farm equipment; farmers have the same rights as automobile drivers to operate their equipment on the roads.
- When approaching farm equipment from the opposite direction, pull to the right of the traveled portion of the road and allow the equipment to pass.
- Always be cautious when approaching farm equipment parked on the side of the road. Someone may be getting into or out of the equipment or performing maintenance.
- Be especially vigilant in watching for farm equipment on two lane roads, and around dusk when conditions can make the equipment harder to see.

It's Fall-Time to Watch for Deer!

October begins my favorite time of the year with crops being harvested and the beginning of deer season. But the annual crop harvest coupled with the beginning of hunting season and the "rut," (deer mating season) makes deer movement more prominent and the number of car/deer crashes increase. So it's a good time to remind motorists to use extra caution when driving in rural areas of Indiana. Deer are generally more active in the early morning (pre-dawn) hours or the hours just after dusk but could be on the move at any time.

CONTINUED ON PAGE 9

Mendenhall
True Value
Help Is Just Around The Corner.

FULL LINE OF CANNING SUPPLIES

125 S. W. 5th Street
Richmond, IN 47374
765-962-4842

WE CARRY BAIT FISHING HUNTING LICENSE

I AM SUPPORTING THE BOLT

Indiana State Police supports the mission to place lifesaving AEDs in the hands of first responders throughout Indiana.

Doug Carter
Superintendent, Indiana State Police

5K Family Run / Walk
9AM Start Thanksgiving Day
Center Green in Carmel
BoltForTheHeart.Com

BERTCH'S HARDWARE & RAMEY PLUMBING



HARDWARE

PAINT

PLUMBING

ELECTRIC



51 W. UNION ST. LIBERTY, IN 47353
PH: 765-458-5512

Indiana Department of Natural Resource News



by PIO Travis Stewart

Here are some Responsibilities when Hunting and Taking Deer

Deer season has finally come and with it hunters will be in the woods in pursuit. I have plans to be out there on my own time, in hopes of harvesting some meat for my family. I will also be out there working to ensure that hunters are keeping within the laws and abiding by the regulations. So if you see me or another Conservation Officer approaching you in the woods, I ask that you not get heated and upset. Being checked and ensuring you are hunting legally is part of hunting, but we will do what we can to prevent a ruined hunt; unless there is an issue that prevents you from furthering your hunt.

Prior to the hunting season, especially before the late bonus antlerless season, ensure you check the hunting guide. This season many counties bonus antlerless quotas have been reduced, and in some instances have removed that county from being eligible for the late bonus antlerless firearms season.

I know this article will be published and dispersed close to, if not after the opening day of archery season, but don't forget to practice. This is key if you are using any type of archery equipment. Even if you purchase a bow with a sight already installed, you may not have the same draw length or anchor point the factory had set in place

or the previous owner. The same goes for a cross-bow. Just like a firearm, they have to be sighted in.

One of the worst things that can be done during hunting season, is take a shot that misses the target from failing to properly sight in your archery equipment. There is a difference in missing your target due to a bad shot and sights being off. This not only causes a hunter to miss their deer / target but can lead to an injured deer. They may run off and be fine, being very hardy and tough animals, but they can also run off and die. The reason I point this out is because that meat ends up being wasted. If you are uncertain or need assistance in properly sighting in your archery equipment, there are local archery shops that would be willing to help.

Another issue that we have faced during hunting season, is hunter harassment. If a hunter is legally hunting and someone else knowingly or intentionally interferes with the taking of the game with the intent to prevent the taking of that game they have committed hunter harassment. I have mentioned this statute in a previous article but still hear hunters mention that they were harassed while hunting in one way or another. These complaints sometimes come after season, or after the harassment has occurred. Don't hesitate to contact a local Conservation Officer if you feel you are harassed while hunting, and we will come out and deal with the situation at hand.

Also if you have attempt to harvest a deer and it runs onto a neighboring property, it is the hunters responsibility to gain permission prior to retrieving the animal on that property. This can be accomplished prior to hunting and just speaking with that landowner for permission to track the deer onto their property. In some instances the landowner may refuse you to retrieve a downed animal on their property, and at that point you can contact a Conservation Officer to make contact with the landowner. We can then speak with the landowner, but permission may still be denied for retrieval of the animal.

Lastly don't give up when tracking a downed animal. Last year I shot a deer that I knew I made a great shot on. I waited a good amount of time prior to leaving the stand and to start trailing. After I exited the stand and started looking in the field, I went to where the deer was standing when I shot. I started looking for blood, but couldn't find any blood. I looked in the field and followed the path it had taken to the woods it ran, but still no blood was located. I was starting to second guess myself, but knew in my gut that I had made a great shot. I continued to check and walk a deer tail, and after about 50 yards in the woods there it laid dead. I looked the deer over and located the entry hole, which was located in the perfect location for a lung and heart shot. No blood had dripped from the entry wound and after cleaning the deer, no exit wound was located. The bullet had entered but never exited and no blood left the deer. I point this out because there may not always be blood, but that does not mean the deer died. Hunters are required to making a reasonable effort to retrieve a downed or crippled animal. So don't give up when tracking a deer.

As always, Stay Safe Indiana!

EBBING AUTO PARTS, INC.



Quality Parts with "Experience"
www.ebbingautoparts.com

8 a.m. - 5 p.m. Monday - Friday (E.S.T.)
6090 West U.S. Highway 50
North Vernon, IN 47265

800-678-3105

812-346-1323
Fax: 812-346-8259
sales@ebbingautoparts.com



Fab-Tech

AR500 SHOOTING TARGETS



(765) 478-4191
14271 W US 40 - CAMBRIDGE CITY, IN 47327
1/2 MILE EAST OF SR 1

HIGHSMITH GUNS

"INDOOR SHOOTING & ARCHERY"

Sales & Training

Indoor Shooting and Archery

Best Prices – New & Used

NRA Law Enforcement Instructors

Register for Classes Online

(317) 462-6290

123 N. State St., Greenfield • www.highsmithguns.com



WAR SOUVENIRS

See Miles or Sharrie


216 South 8th Street, Richmond, IN 47374
Bus. (765) 966-0417
1-800-686-2769
hhq313arty@frontier.com

- GLOVES-WOOL-BLANKETS-
- PINS-PATCHES-BOOKS-BELTS-
- KNIVES-INCENSE-
- AND LOTS MORE

"ACROSS FROM COURTHOUSE"

HOURS:
Tues - Sat
6 am to 1 pm

Sundays
6 am to 1 pm





Home Cooked Meals

Dine-In or Carry-Out

LIBERTY RESTAURANT

7 West Union St., Liberty, IN 47353
765-458-5223

S & S BAIT & TACKLE



(Salamonie Reservoir)

- Bait • Tackle • Soft Drinks • Ice • Snacks • Picnic Supplies • Firewood
- Produce • LP • Camping & Outdoor Equipment • More

Owner: Steve Chenoweth
OPEN 7 DAYS A WEEK 6 A.M. TO 8 P.M.
8975 W. 600 S (Jct. Hwy 105 & 124) Andrews, IN 46702 / Ph: 260-468-2551
Website: www.sandsbaitandtackle.com






Top Photo: Tri-County Outdoor Power Equipment building located at 7957 South State Road 3, on the west side of 3 just north of SR 244 in Milroy, Indiana. You can contact them by calling 765-629-2152 and check out their website www.tricountyope.com. (Photo by Ray Dickerson) Bottom Left Photo: Owner Steve Comer talking to a customer, at left is employee Myra Clark. (Photo by Julie Comer) Bottom Right Photo: Just a small portion of their large showroom. (Photo by Ray Dickerson)

Tri-County Outdoor Power Equipment In Milroy Indiana

by Julie Comer

Tri-County Outdoor Power Equipment (formally Schmidt Engine Service), 7957 South St Rd 3, Milroy, IN 46156

***This month's FEATURED SPECIAL is '2018 Inventory Clearance on ODES UTVs' - see below.**

After purchasing Schmidt Engine Service, Steve & Julie Comer opened Tri-County Outdoor Power Equipment in 2015. "This is my retirement job", Steve said jokingly when asked about retirement from the Indiana State Police after 35 years. Steve retired as the Lieutenant of the Connersville Post as his father, Elvin Comer, did. Steve has lived in the farming community of New Salem, Indiana all his life. Not only has Steve been involved in farming most of his life, he is also a talented mechanic.

He began his love of anything mechanical early in life. His parents would say he disassembled and reassembled the new toys he got just to see what made them work. They said without fail the toys would always work again! A little later Steve broadened his mechanical skills to include the farm equipment, autos, motorcycles small engines and even airplanes! 'He can fix anything' says one of his 12 grandchildren! Steve also maintains and flies a Navion airplane that he and Julie own.

Steven Comer, Steve's son, works at Tri-County 2-3 days per week learning the business while running his own successful business, Five-Star Forge. Steven is an excellent Ferrer and travels miles to provide service to many clients in several states. However, we think Steven is with Tri-County for life. Steven has good mechanical skills and the desire to succeed like his father. He believes in providing the best customer service of any shop around.

Myra Clark, from Rushville, has been a valuable Tri-County team member for 3 years. 'We were fortunate to find Myra' are the sentiments of the people who know her. She also works part time at Audiology Associates Hearing Center, the business Julie owns located in Rushville.

Tri-County carries top of the line Ferris,

eXmark, Dixie Chopper and Walker Zero Turn mowers. We also carry Honda, Vortex, Echo and DR product lines.

Tri-County is a full-service dealer for Briggs & Stratton, Kohler, Kawasaki and Honda engines plus we service most makes and models of lawnmowers and ATV/UTVs. Come in and try out one of our demo units' today!

Stop in Tri-County and ask what the current special is. Specials change weekly and are seasonal! See our ad in this issue of Gadabout:

***This month's special is up to \$1000 in discounts & rebates for 2018 ODES UTVs in stock. To top off these huge discounts, 0% financing is available! Fully loaded is standard for ODES UTVs! There's never been a better time to shop Tri-County for UTVs or for any of your other outdoor power equipment needs!**



Frame's Outdoor

- Fishing • Hunting
- Rifles • Shotguns • Gun Safes
- Camping • Firewood
- Archery Range • Live Bait
- Western Wear & Gifts

Whitewater State Park
Brookville Lake
Hunting & Fishing Headquarters
Deer and Turkey Check-In Station

Call: 765-458-7227
855 South State Road 101
Liberty, IN 47353

Website: www.frames-outdoor.com
E-mail: framesoutdoor@aol.com

****BLOWOUT SALE****



ODES 2018 UTV Models
Free Upgrades/Huge Rebates
0% Financing Available

(765) 629-2152

Tri-County, 7957 South St Rd 3, Milroy, IN





Left Photo: The staff from left to right Steven Comer, Steve Comer, Julie Comer and Myra Clark. Right Photo: As you are traveling north or south on SR 3, just north of SR 244 in Milroy, Indiana, watch for the large Tri-County Outdoor Power Equipment sign on the west side of SR 3, the entrance is near the sign. There is ample parking. (Photos by Julie Comer)

Editor's Note: I got a call from Julie Comer this past Spring, she and her husband Steve Comer own **Tri-County Outdoor Power Equipment** located at **7957 South St. Rd. 3** just north of SR 244 in **Milroy, Indiana**. This is their new location. They opened their original business back in 2015 at 1294 W 1000 near Milroy, IN (formerly *Schmidt Engine Service*).

You can contact them by calling **765-629-2152**. Their hours are Monday thru Friday 8:00 a.m. to 5:00 p.m.; Saturday 8:00 a.m. to 12 Noon and closed on Sundays.

Also check out their website www.tricountyope.com

Stop by and tell them you read about them in The Gad-a-bout. ■

observe what may break their headlights beams; it could be a passing deer. This technique allows extra time to slow your speed and be alert for the deer.

- Watch for reflections from the deer's eyes.
- Where there is one deer there are often several. Do not assume you missed the deer because more could follow. **BE ALERT!**
- If your vehicle strikes a deer don't touch it. A frightened or wounded deer can cause you serious bodily injury. Remain in your car, make sure you and your passengers are safe, and call the police to obtain a crash report for your insurance company. You should report this as you would any other crash.
- Finally, as always, **BUCKLE UP!**

For more information concerning deer habits, population, and trends in your area contact your local conservation officer or the Indiana Department of Natural Resources Division of Fish and Wildlife at **317-232-4080**.

I had to stop and think, what's an Alexa??

Then it hit me, it's the device I've seen advertised that's hooked to the internet that you can ask questions and to perform tasks. I asked "why in the world a five year old boy would need an "Alexa?" Remy said "Alexa, how do you spell this word?" I answered, "Oh, I get it now, as in Alexa, what's the answer to two plus two, etc." Remy answered "Yes, Alexa would help me do my homework." Well, it was time for Remy and Uncle John to have a talk about how things are "supposed to work." But I have to admit, his reasoning made me laugh, as he obviously had put some thought into it.

Because of technology, my mantra the last few years has went from you have to "Work Harder," to sometimes it's better to "Work Smarter." Remy obviously had grasped this concept, or part of it anyway. It just goes to show the power that technology and advertising has on our society-even our little kids. It also made me think how, as a society, we've become so dependent on technology.

Hey, in the end, Remy gave me a good laugh and I figure, whether you think it's good or bad, you've got to respect a man that's enough of a "forward thinker" that, at an early age of five, is already looking for an easier way of doing things! Thanks for reading this month's installment, stay safe and make sure to watch for farm equipment and deer on the roads this month and next. ■

News From The Indiana State Police

CONTINUED FROM PAGE 6

Motorists should take the following precautions when driving in rural areas to avoid having a crash involving a deer:

- When possible use high beam headlights at night and be aware that deer could be standing on or near the side of the roadway.
- Drivers should watch approaching vehicles and

Final Thought

In August I was having a conversation with my five year old nephew Remington, about how he was going to be starting full time all-day Kindergarten soon. We discussed how it was the start of a new chapter of life and how he would soon be having homework every night. Remy, while playing with a dinosaur, looked up at me and said "I think I will buy an "Alexa" for homework."

A - T & I SERVICE



For all your Agriculture, Lawn & Garden
Automotive, Aluminum & Steel Trailer and
Service or Parts needs

1414 Wise Road, Cambridge City, IN 47327
PH: 765-478-5917 Website: www.atiservice.com E-mail: sales@atiservice.com

- Country Clipper
- Featherlite Trailers
- Honda
- Diamond C Trailers
- Team Stihl
- Custom Made Hydraulic Lines

WE BUY GOLD

Paying Top \$ For Scrap Gold & Silver

Do you have any broken jewelry or old jewelry you just don't wear anymore?
We'll Turn It Into Cash Today!

Immediate Cash
Loans on Secured
Merchandise

Jensen's Pawn Shop
702 S. State, Greenfield, IN
7 Blocks South of the Courthouse
462-4721

Buying & Selling
Gold & Diamonds, Tools
Electronics & More




BLUE RIVER ARMS GUNS, AMMO & TACKLE OPEN

Hrs: Thur - Fri 10 am - 5 pm / Sat 8 am - 1 pm

Pelican Canoes, Fishing & Pedal Boats
Hunting Supplies • Fishing Pole & Tackle
Trapping Supplies • Live Bait (Seasonal)
DNR Deer & Turkey Check Station • MRE Meals
Tannerite Exploding Targets • Air Soft Rifles
Crossbows • Handguns • Shotguns • Rifles
Muzzleloaders • Ultra-Advantage Dog Food & More

2596 W. Old Franklin Road • Shelbyville, IN 46176
317-392-2627 or 317-501-6139
www.blueriverarms.com

DAVIS TRANSMISSION



Randy Davis
Owner

765-962-9744
705 North West 5th St.
Richmond, IN 47374

Your Local Full Service Butcher Shop



French's Locker LLC

106 SYCAMORE STREET
BATESVILLE, IN 47006
(812) 934-2902
WWW.FRENCHSLOCKER.COM
BEEF, PORK, SHEEP, GOAT & DEER PROCESSING
LOCALLY GROWN 1/4, 1/2 OR WHOLE BEEF
AVAILABLE 1/2 OR WHOLE PORK

Misfires & Snags



by Dan Graves

TO KNOT OR NOT TO KNOT

Fishermen are supposed to be great at tying knots. Right? As a Boy Scout I was expected to be able to tie what I think was called a double cross-over sheep shank that would keep an aircraft carrier secured at its dock. I never mastered it, but I figured that if I were ever responsible for securing an aircraft carrier I would pay another Scout to do it for me. Other types of knots were on the curriculum, but I concentrated on fire starting instead by rubbing two sticks together and building an emergency shelter with materials at hand. I finally quit the Scouts when on a field trip I sat in a freezing wind, teeth chattering, while rubbing sticks together with nothing to show for it but blisters on my hands. I would have had better luck trying to house break a chicken.

Finally realizing that my only chance for survival in the wild was to catch anything I could eat raw, I took up fishing. With even the most primitive casting equipment, hooks and sinkers I stood as much of a chance as anyone to stave off starvation if the need ever arose. However, the old knot tying specter rose its ugly head again. Tying on a hook was simple. Run the line through the eye of the hook, form a loop, pass the end of the line through the loop and yank it tight. Double the loop thing and yank again for a double knot. The only problem was the sinker. Since I had not heard of split shot to be crimped on the line I tried numerous ways to secure the sinker above the hook. This always resulted in the sinker sliding down the line and resting atop the hook on the first cast. My only hope was that something big enough would take the whole rig, in other words, hook, line and sinker. Fortunately, someone came up with the idea of attaching the floater by pushing on a button on the bottom of it and extending a wire hook that grabbed the line and held on until the second cast. Then, the floater would join the hook and sinker, meaning that a fish would have to be large

enough to swallow all three.

The sinker problem was solved with split shot and a pair of pliers. But for adequate weight I had to crimp so many of them on that the line looked like a cheap necklace. It's a good thing that a game warden hadn't caught me because I could have been arrested for polluting the water by lead poisoning. Problems developed when I would hook onto underwater brush. The braided line I used would have served as a good tow rope, but the knot at the hook would let go and the sinker would slide off. I tried triple and quadruple looping on the hook until I finally had to concede defeat. No more bottom fishing. I settled on setting the floater no more than three feet above the hook and letting the sinker go wherever it wanted to.

Years later as I ventured into fly fishing, I wished I had paid more attention to the scout manual, especially the knot tying section. A proper rig consists of the preferred type of fly line (floating, sinking, weight forward, etc) a length of leader, and finally the tippet to which the fly is tied. Here are three line knots and the fly knot. I've studied such knots as the half hitch, the clinch knot, and a nightmare called the palomar knot. In spite of all efforts, these last two are impossible and I think its cruel to flim flam innocent fishermen with them. Attaching the leader to the fly line has proven to be my Armageddon. I've tried everything to keep the end of the fly line from sticking out like a sore thumb. In fact, I was getting more strikes on this knot than the fly. Then I found a small steel barb with an eye that could be pushed into the end of the fly line. The leader is then threaded through the eye and tied with either triple or quadruple loops. Again, I was getting strikes on this mess but somewhat fewer and by smaller fish. Next comes tying the tippet to the leader. How anyone expects to tie two pieces of monofilament together that will hold up against a fish any greater than three inches is beyond me. The only solution is a double overhand loop with triple or quadruple loops. Again, in spite of all my efforts to get a rig that lets the fish concentrate more on the fly instead of the knots preceding it, the line probably looks like the mooring line of an oil tanker that has broken free. Trout fishing requires a degree of finesse in presentation and a line that hits the water like a fallen grapevine doesn't produce the best results.

However, in spite of all my lack of expertise in knot tying, I don't care. To me, just trying to keep the fly from hooking the tree behind me on the back cast is adventure enough. With my skill in knot tying, all I have to do is give a firm yank and the knot at the fly lets go. Just tie on another fly using the triple quadruple knot and return to enjoying the day. ■

**PLEASE SUPPORT THE
ADVERTISERS IN
THE GAD-A-BOUT
WITHOUT THEM YOU WON'T BE
READING IT ANYMORE,
THAT'S A FACT!**



BUY SELL TRADE
Pistols / Handguns / Rifles / Shotguns
2213 S. Scatterfield Ste. #6, Anderson, IN 46016
Phone: 765-646-9000 / Fax: 765-646-9010
Hrs. M-F 10am-6pm / Sat. 10am-5pm / Closed Sun.
FACE BOOK: [9-GUNS](#)
WEBSITE: www.9-guns.com
E-MAIL: contact@9-guns.com

INDIANA'S LARGEST HENRY RIFLES DEALER
*SOUTHEASTERN INDIANA'S
LARGEST GUN TRADER!*
MIKE MENTZ
812-663-2030
www.gunsandtacklegreensburg.com
1207 NORTH LINCOLN STREET, GREENSBURG, INDIANA 47240
Hours: Tues. thru Sat. 10 am - 6 pm / Closed Sun. & Mon.

- CASE KNIVES
- LARGE SELECTION OF CONCEAL CARRY GUNS
- TRAP GUNS - 17 HMR RIFLES
- RELOADING COMPONENTS
- HUNTING & TRAPPING SUPPLIES
- NITE LITES

"SPECIAL ORDERS & LAYAWAYS"

Heritage Goodhew Enterprises, Inc.

STANDING SEAM METAL ROOFING
New Installation & Metal Roof Repair
765-857-2623
www.heritagegoodhew.com

Barton's Bay Storage
Household-Commercial-Boat-RV

New, Modern, Self Storage
Convenient 24/7 Drive-up Access
Dry, Clean and Secure
7 Different Sizes
Prices as low as \$25/month
Resident Manager

765-914-5118
www.bartonsbay.com
10055 State Road 101 Brookville, IN 47012

Your roof is too important to trust to just anyone.
**TRUST THE PROS
AT HATZELL BROS.**

Specializing in Standing Seam Metal Roofs
Residential and Commercial • Several Colors and Panel Options

FREE ESTIMATES

8649 W ST RD 67, Redkey, IN. 47373
Office
(765) 369-4067
Fax (765) 369-4071
email: hatzellbros@comcast.net

MANUFACTURER OF METAL ROOFING & SIDING • OFFICE: (765) 369-4067 • FAX: (765) 369-4071
E-MAIL: hatzellbros@comcast.net or Website: www.hatzellbros.com

Fishing Lake Michigan



by **Capt. Mike Schoonveld**

Rescue Questions And Lessons

How would you like to be alone in a row boat in 10 foot seas and the wind blowing over 30 miles per hour? Doesn't sound like much fun, does it? How about if you planned to be there - or at least knew there were strong possibilities such conditions were likely to be encountered? What if




A crazy Scotsman tried to row this boat across the Atlantic. (Author Provided Photo)

CAPTAIN MIKE SCHOONVELD
AFFORDABLE
LAKE MICHIGAN SALMON FISHING IN INDIANA
FOR 1 TO 4 PEOPLE
Tackle Furnished, Fish Cleaned



www.brother-nature.com



Brother Nature Charters
1-877-SALMON-5

you thought it could be even worse? What would you think if all this was taking place over 500 miles from shore?

I don't know all your answers to the above questions but if you planned to paddle a rowboat in sea conditions like this you could be called an adventurer. Perhaps an "extreme adventurer" would be a better term. Perhaps and even better explanation is, "you are nuts" or a "crazy-person extreme adventurer." That's what I call Niall Macdonald, a Scotsman who planned to row his boat across the Atlantic Ocean.

In Macdonald's behalf, he wasn't in a 15 foot skiff such as you or I might paddle around a pond or small lake in search of perch. His vessel was a 24-foot, ocean going rowboat, purportedly built to weather all sorts of oceanic weather and equipped with a variety of emergency supplies and safety features, including an inflatable lifeboat.

Now I can call him Lucky Mack. The boat wasn't up to the task, his emergency gear was.

After making good progress for a few weeks, conditions worsened and Mack's boat's wind generator wrecked and had probably made a hole in the rowboat's hull. He donned his bad-weather gear and a harness and went out of the tiny enclosed cabin for an inspection. When he opened the hatches, a wave hit, water poured in and the voyage was doomed.

He activated his EPIRB (Emergency Position Indicating Radio Beacon) and abandoned the ocean rower for his life raft. The ill-fated rower

was able to take his satellite phone on the raft so he, at least, knew help was on the way.

Initial contact via EPIRB was with the U.S. Coast Guard. Then a number of other agencies were called into action. Also involved, were rescue agencies in England, the Canadian government in Nova Scotia launched a C-130 aircraft to assist in the rescue, due to the distance offshore. The USCG also coordinated with Maritime Rescue Coordination Center, Rome to divert a nearby Italian Naval warship to Macdonald's direction. First on the scene was a Netherlands-flagged merchant ship responding to the calls for help being broadcast on marine channels. The Dutch ship's crew performed the actual rescue and Mack was soon on route with them to their scheduled port of call in Canada.

Macdonald's extreme adventure, no doubt, was as much a manifestation of some personal issues as much or more as it was a way to raise money for the Scottish Association for Mental Health. That's beside the point of this column.

Take away number one is the importance of planning for the expected and unexpected whether you are on a rowboat on a small lake or a day of fishing on a Great Lake. Macdonald's equipment included an EPIRB, a personal locator beacon (PLB), satellite phone, VHF radio, navigation lights, flares, immersion suit, life jacket and a transportable kit with other items to help him survive in an emergency.

CONTINUED ON PAGE 25

STEVE'S MARINE



AT BROOKVILLE LAKE • 765-458-7527

1156 WEST DUNLAPSVILLE ROAD., LIBERTY, IN

Stand Up For Your Constitutional Rights

Attend & Defend


2A RALLY

Organized by a Consortium of Dedicated American Patriots

1pm-3pm Saturday, **September 22, 2018**

Jaycee Park, Madison, IN

East Vaughn Drive & Harrison Street
on the Ohio River



- Patriots -

You are invited to the
PRE-RALLY MEET
11am-12:30pm at the
Deputy Big Shot
Shooting Range

Catch a ride or join
the caravan to the 2A
RALLY in Madison.

After the Rally, we'll
return to the Range for
a classic All American
Pig Roast & Pitch-in
dinner celebrating our
liberties while rocking to
The Stone Creek Band.

We hope to see you!

Keynote Speakers

Mark Littrell
Stand up America

Jim Lucas
State Representative

More to be Announced

Information & Questions:

812-866-5299 • www.deputybigshot.com/rally

“ORIGINAL DEPUTY BIG SHOT ARTICLE REPRINTED FROM THE MAY 2016 GAD-A-BOUT”

(CONTINUED ON PAGE 25)



Left Photo: Gun shop and range entrance. Middle Photo: Families connecting on the range. Right Photo: Over-the-hill long range shooting. (Author Photos)

Introducing Deputy Big Shot

by Sherry J. Chapo

Nearly twenty years ago, the Chapo family sawmill and architectural mill work business was formed in rural Deputy Indiana under the fun and easy to remember name of Tiny Timbers. The success of Tiny Timbers has allowed the expansion of the facilities to include another fun business, aptly named Deputy Big Shot.

Located on more than 100 pristine acres of classified forests and rolling farm ground, Deputy Big Shot Shooting Range and Gun Shop fulfills Joe and Sherry Chapo’s lifelong ambition to share their love of the land and outdoors with other like minded individuals.

Deputy Big Shot has grown steadily into what we see today, and is currently enjoying a surge in activity, fed by the Chapo’s commitment to the firearms community and a welcoming public eager to learn and practice the safe and proficient operation of their personal firearms. This growth in fact, has required addition of staff to meet the demands of the business, while increasing the quality and types of services offered to current and new clientele.

Training events are held once or twice a month now, year round. New training programs are being tailored to youth, ladies, couples, and anyone desiring firearms training from a self-defense or sporting standpoint. Upcoming classes will be posted on their website at www.deputybigshot.com. All training at Deputy Big Shot is based on a firm foundation of safety training in a family friendly environment.

Currently the gun shop houses retail sales of new and used handguns, rifles, shotguns, ammunition, desirable gear and optics, maintenance, and reloading supplies, as well. Deputy Big Shot is also a Class 3 Dealer and Manufacturer of Firearms, Suppressors and Ammunition.

Special orders, custom builds and AR parts are a



Michael and Joe in the gun shop discussing a custom build. (Author Photo)

specialty, handled promptly and with great attention to detail and buyer satisfaction. You are also likely to see Michael assembling a new custom AR rifle or pistol build, or installing a customer’s new scope or red dot sight from one of many respected makers.

The range facilities include covered firing points, paper or steel targets, at 25yds and 75yds... with mid-range shooting available when conditions allow.

The Over-the-Hill range includes 100 yd. to 500 yd. again for paper or steel targets. The long range shooter can prepare for a Western hunt, or improve his long range shooting skills.

The ranges at Deputy Big Shot are designed and operated with the primary focus on user safety, followed by fun. Deputy Big Shot is a business member of the National Shoot Sporting Foundation and NRA Business Alliance.

Daily Range fees are only \$10 per registered shooter. Membership is free. Ammo, targets, gear, hearing and eye protection is conveniently offered in

the climate controlled gun shop. Stop in to warm up, cool down, chat with Michael or Joe, or grab refreshment throughout the day. Deputy Big Shot is anxious to share their love of the shooting sports with you and your family!

Deputy Big Shot welcomes everyone to their Grand Opening Celebration on April 30th and May 1st. With flash sales and discounts all weekend long. Join them for a cookout on Sunday between 1 pm and 3 pm and a free raffle drawing for their premier Machine Gun Shoot at 3pm. Check their website at www.deputybigshot.com for more information, specials and directions. Hope to see you at the shoot! ■

See map on Page 25 for directions from Deputy, IN.

Deputy Big Shot
10214 West Deputy Pike Rd. Deputy, Indiana 47230
(812) 866-5299 www.deputybigshot.com .
EDT Summer Hours: Monday-Friday 8 am to 7 pm
• Saturdays 10 am to 7 pm • Sunday 12 noon to 7 pm

THE GAD-A-BOUT STANDS FIRM IN ITS COMMITMENT TO SUPPORT DEPUTY BIG SHOT IN THEIR RIGHTFUL 2ND AMENDMENT RIGHT TO OPERATE THEIR GUN SHOP AND RANGE ON THEIR RURAL PROPERTY LOCATED AT 10214 W. DEPUTY PIKE ROAD, DEPUTY, IN 47230 IN JEFFERSON COUNTY, IN.

I intend to attend the 2A RALLY to be held in Jaycee Park, Madison, IN on September 22, 2018

I hope to see many readers of The Gad-a-bout attending this very important Rally in support of our 2nd Amendment Right to Keep and Bear Arms in America

**I am proud to say I am a Member of the NRA
And Commend The NRA For Their Generous Support Of Funding Deputy Big Shot’s Defense
Deputy Big Shot Also Thanks The Many Loyal Customers And Friends For Their Patience & Patronage.**



Phil McDonald Owner of McDonald Bait & Tackle Since 1966

McDonald's Bait & Tackle

Article & Photos by Ray Dickerson

Phil and his wife, Estelle opened McDonald's Bait and Tackle Shop in 1966 on Brown Street. All they had was the glass case you see in the top left photo on page 15 and the refrigerator behind him.

In 1970 they moved to their present location at 15 West Grant Street in Knightstown.

In the years since beginning the bait shop Estelle took care of the business while Phil was working. She passed away suddenly in 2015, ten days before their 53rd wedding anniversary. He operates the bait shop now by himself. I could tell he misses her very much.

He works alone in his shop every day opening at 7 a.m. taking care of his customers seven days a week.

Phil worked at several jobs through the years earning money to live on and run the bait shop too. He was a meat cutter at Marsh Super Market, the town electrician, spent 30 years with the phone company. When he started it was called Knightstown Phone Company and when he retired in 2004 it was owned by Sprint. He worked as a cable splicer.

We had something in common, I worked for GTE from 1975 to 1993, mostly as a clerk.

We talked for the longest time comparing notes about life in general and how getting older meant lots of changes, especially in the loss of remembering things.

A fellow by the name of Larry stopped in to buy some minnows so he could go fishing for crappie at Brookville Lake. I asked him his name and he



McDonald's Bait & Tackle Live and Artificial bait opened at this location in 1970 at 15 West Grant Street in Knightstown, IN. His bait shop is 24' x 26' feet plus. Stop in and say Hi! to Phil, tell him you read about him in The Gad-a-bout.

told me Larry.

I asked, "Larry what."

He replied, Just Larry.

Phil told Larry I was there to write an article about him and his business.

We talked about fishing in general and Brookville Lake.

I asked Larry where he fished for crappie at Brookville. He told me and I suggested a couple of good places he might try. Larry hadn't heard of one of the spots. Phil got a Brookville Lake map and I showed Larry where I was talking about.

About that time I asked the two of them if I could take their photo.

I joked about Larry not letting me know his name after I took the photo.

Larry said, "My last name is Rumble."

I remarked, "Didn't they use to call the back seat in a car a rumble seat!"

Phil said, "That was a rumble seat or something similar to that."

We all got a good laugh out of that conversation. Larry took his minnows and left to go fishing.

Later another customer came in to buy some crickets. I never knew how ignorant I am about the art of fishing with bait other than artificial lures. I was amazed at the number of crickets fishermen buy for fishing

Spending the day with Phil was beginning to get real interesting. I was learning some new things. When I got home from the Air Force and began fishing again I only used artificial bait. I may have to spend some more time with Phil to learn a thing or two more about fishing with live bait.

I asked Phil about that wooden box of crickets he had over in the corner (see photos above). He explained to me more about crickets and the chore of keeping them alive.

I got my camera and began taking some photos (see next page) of his bait shop. It was a little tricky taking the photos as you can see by the

angles the photos are leaning.

I thanked Phil for letting me spend the day with him and was looking forward to many more visits.



Phil sells a lot of Crickets. He has thousands on hand and they sell like hot cakes.



**McDonald's
Bait and Tackle**

Live & Artificial Bait
Open 7 Days at 7 A.M.
Home Processing Supplies
Excellent Sausage & Jerky Seasonings,
Casings, etc. — *"Check us out!"*


**15 W. Grant Street
Knightstown, IN 46148
765-345-2074**

Pioneer Village

Ethanol-Free Gas

Live Bait

Firewood



Hot Food

Bio-Diesel

Propane

Fishing License and Lots More

Jet of Hwy 256 & Hardy Lake Road
812-794-2769

QUAKERTOWN MARINA

Located on beautiful Brookville Lake at the peaceful North end...Quakertown S.R.A.
Liberty, Indiana Ph: 765-458-6490
www.quakertownmarina.com



WINTERIZING SERVICE

**OUTBOARDS
I/O INBOARD
WATER SYSTEM
GENERATORS
PULL (Other than Houseboats)
WINTER STORAGE
PRESSURE WASH BOTTOMS
SHRINK WRAP**


**OUTDOOR
STORAGE AVAILABLE**

REMINDER:
Quakertown Marina also has
a "Certified Mechanic" on duty
765-458-6490

1977 Stardust Cruiser Houseboat, 45 x 13, Volvo Engine, 2001 AC/Gas frig./freezer, 2005 Westerbeke Generator, Inside newly remodeled, 2010 New Front enclosure, 2013 New Air conditioner, Hot water heater, shower, much more..... Reduced Now Asking \$21,000.00



A regular customer, Larry Rumble, stopped by to buy some minnows to go catch some fish in Brookville Lake so I took a photo of him standing next to Phil.



The above photos gives you a good idea of what Phil stocks in his Bait & Tackle shop including fishing poles, fishing accessories, bait boxes and more.

Gad's Corner

Photos sent to The Gad-a-bout for GAD'S CORNER must contain identifying information, date, weight, points, other, experience, etc. Send a phone number in case I need to contact you. Send regular size, i.e. square and horizontal rectangular photos. Large vertical photos can only be used when I have enough space to use them. Please identify person with game!!! Send Photos to: The Gad-a-bout, 105 E. South St., Centerville, IN 47330 or E-mail .jpg photos to: raythegadabout@gmail.com Questions Call Cell Phone: 765-960-5767

Email or Mail Your Fish & Game Photos To Gad's Corner!!

CABINET FACTORIES OUTLET OF RICHMOND




SEE US FOR:

- Cabinets By Schrock • Countertops (Granite & Formica) • Sinks & Vanities
- Discount Room Cabinets \$69.00 or less • Free Estimates • We Deliver

633 South H Street, Richmond, IN 47374 - 765-966-3875

Hrs: T-F 8 am-5 pm / Sat 8 am-12 pm / Closed Sun & Mon - Website: cabinetoutletofrichmond.com



10% Off all Yeti coolers & Gear with ad



NOW IN STOCK
YETI

LOGHOMECENTER.COM - 1.800.773.6223
16907 MYSTIC RD . NOBLESVILLE, IN . 46060



HELP BRING OUR HUEY HOME



Top Photo: UH-1 Huey flying over the Veterans Memorial Park on an August Day for Vietnam Memorial Service in Richmond, Indiana. (Photo by Ray Dickerson)
 Bottom Left & Right Photos: Army Veteran Joe Goebel works tirelessly preparing the aerial platform that the UH-1 Huey being rebuilt in Indianapolis will soon sit on top of in the Veterans Memorial Park in Richmond, Indiana. You can keep up with the progress by reading The Gad-a-bout. (Photos by Ray Dickerson)

Joe's Dream Coming True Huey UH-1 Coming To The Wayne Co. Veterans Memorial Park

Article & Photos by Ray Dickerson

Vietnam Veteran Joe Goebel has had a dream of placing a Huey UH-1 as if in flight on top a platform similar to the ones I have saw in Fairmont and Sullivan Indiana in my travels around our state. Joe Goebel wants ours to be permanently placed in the Wayne County Veteran's Memorial Park where he and other Veterans have dedicated that hallow ground to all the Veterans who have served their country, symbolized by the many Memorials already in place from the Civil War to the present conflicts in the Middle East.

Future needs, no one knows what lies ahead, but it is a sure thing what ever happens "future Veteran generations" will put their shoulder next to others and in doing so take care of what needs to be done in the Wayne County Veterans Memorial Park located in the Whitewater Gorge in Richmond, Indiana far beyond our generation.

To reach this goal the Wayne County Veterans are

in need of raising \$52,000 plus dollars to not only erect the Huey UH-1 in flight but to also continue to raise the needed funds for future projects. Joe told me earlier that the Vietnam Moving Wall will be returning to Richmond in the near future and upkeep on the Veterans Park continues. Plus they have obtained several medalions and need funds to display them accordingly.

Donations may be sent to the Wayne County Veterans Memorial Park, P.O. Box 2401, Richmond, IN 47374. Donations can also be dropped off at VFW Post 1108, 213 S. Eighth St.

Checks should be made payable to the Wayne County Veterans Memorial Park. For more information contact Barb Goebel at (765) 967-0330. The campaign is now called "Help Bring Our Huey Home," earlier "Bring the Bird" was the name and a GoFundMe page has been established in that name. This is your chance to honor all Veterans by helping the Vietnam Veterans who fought and died for the cause of freedom to realize now that we care enough to achieve this goal for them.

Joe also told me about something that made me feel real good about a small role The Gad-a-bout played in them finding a Huey UH-1 closer to Wayne County then Florida. An Indianapolis fellow, picked up my May Gad-a-bout that had the photo of the Huey UH-1 on the cover. (I took that photo at one of the Vietnam Moving Wall visits to the Wayne County

Veterans Memorial Park several years ago.) It so happened that he and his group in Indianapolis had a Huey UH-1 they are rebuilding there. He called Joe Goebel and asked if the Wayne County Veterans group would be interested in buying their Huey UH-1 instead of the one way down in Florida. He told Joe he read about their need in The Gad-a-bout, he picked it up when he saw the photo of the helicopter on my cover. That Huey UH-1 is coming here.

Joe's Dream of Huey UH-1 Above Park On A Tower

"Our vision for growing and improving the park comes from our passionate belief that those who fought for our freedom, many paying the ultimate price, deserve to be honored and remembered," said Goebel, a veteran of the Vietnam War.

We are asking for your support to bring the Huey to Richmond to make it a permanent part of our park. No contribution is too small, he continued. The UH-1, first introduced in Vietnam in 1963, was the most widely used helicopter in the war. More than 5,000 were used from 1963 to 1975 as gunships and for medical evacuation, air assault and observation, and for transporting personnel and materials.

Local veterans have been trying to find and purchase a Huey for the park since 2005.

The Wayne County Veterans park was started in 1991 and features memorials to men and women

DAVIS TOWING & RECOVERY



"We can take care of any of your recovery needs"

Water Recovery / Water Flotation Bags / 8 Certified Staffed Divers
 709 West 1st St., Rushville, IN 46173

Website: davistowingandrecovery.com / Email: davistowing@frontier.com

1-800-722-0008

Matt's Custom Guns

Hours: Monday - Friday 9 am - 5 pm (Other hours by appointment)



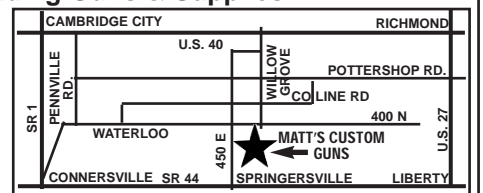
Guns - Ammunition - Scopes - Accessories
 Custom Target & Hunting Rifles - Specialize in Reloading Supplies
 Gunsmithing - Muzzleloading Guns & Supplies

Authorized Dealer for Freedom Arms, Dakota Arms, Nesika, Kimber, H-S Precision & Dillon Precision

3762 N CR 450 E, Connersville, IN 47331

Ph: 765-825-3418

Email: mattscustomguns@yahoo.com





Veterans holding copy of \$500 donation towards "Bringing Huey Home" given to them from Texas Roadhouse May 29, 2018. From left to right: Marla Franklin, Barb Goebel, Mary York, Gary Franklin, Shirley Chaisson, Jimmy Chaisson, Bob White, Ron Hill, Brad Lindsey, Roger Stinson, Mark Rohe, Ralph Rodandello and Pat Rohe. (Photo provided by Barb Goebel, taken in Veteran's Memorial Park)



Left Photo: Joe Goebel sitting on the tower that the Huey UH-1 platform he built will be placed on top of, see Page 15. Right Photo: Joe Goebel, drenched in sweat sitting with his wife, Barb Goebel in their golf cart September 5, 2018, which just happened to be Barb's birthday. Read this incredible story of a dream Joe Goebel had is finally becoming a reality. (Photos by Ray Dickerson)

who served their country in the Civil War, both World Wars, Korea, Vietnam, each of the Gulf Wars and to those who served in peace time.

I sat down with Joe Goebel at his workshop behind his home so he could tell me his story of his quest to finally be able to put a Huey UH-1 on a pedestal permanently above in the Wayne County Veterans Memorial Park. When I say above as you can see in the above photos Joe is grinding and putting the finishing touches on the Huey UH-1 platform that will sit on top of the Tower he is sitting on outside his shop. Joe is a welder and blacksmith by trade. He built the platform from scratch, using his own plans.

Putting it all together and raising the Huey UH-1 helicopter up on it will require some heavy duty help, but that has all been worked out by Joe, his fellow Veterans and some business friends who own equipment that can raise heavy objects who will place the Huey UH-1 on top of the tower for all to see.

Joe has all this worked out in his mind. On a previous visit I saw the half-inch steel pieces he cut out,

then welded it all together to make the round platform you see him leaning on in the right photo on page 16. Joe is a remarkable man who keeps on giving of his service to his community, friends and country.

Of course Joe also has the support of his loving wife, Barb Goebel. Barb is an equal match for Joe, she is the Rock that makes Joe so strong in his efforts. They epitomize what is good in America, a true spirit of loyalty and dedication to one another in life in their effort to help others along their way too.

My thoughts. This is a good cause for all veterans who served in war or peace time. I visit the Veterans Gorge Park often, its peaceful there, but a lot of blood was bled by Americans fighting to keep us free from those who would do us harm. It is a good cause for all who are reading this that are able to move freely in America today!

I'm fearful of a time in the not too distant future that our children's' children won't have the freedom we enjoy today. The college generation now seem more intent on destroying everything our fore fathers

worked so hard and died trying to give us a life we would enjoy for eternity. But it's not only the college age group, it's also the millions who want to come to this country for the free lunch, who don't seem to know life is not free unless you work for it.

Becoming a citizen of the United States means you want to fit in, learn our language, work for a better life and be humbled by the millions of Veterans who fought and died so you have this opportunity to live in America. If you think other wise, having no intention of fitting in, then go away and never set foot on our sacred land. We don't want you!

God Bless America, may she be forever free and help those who think other wise be banished forever away from our borders.

We can do that from within by making sure our Second Amendment rights will forever be ours and we have a President now who believes in keeping a standing military ready to pounce on others who think otherwise. So that those visiting America see that United We Stand and are ready to protect what's ours and have the means to protect it at all costs. ■



We Value Your Trust and Confidence
Mills Funeral Home
 Serving the Centerville Area
 405 East Main Street, Centerville, IN 47330
 (765) 855-5342

WILDFIRE MOTORS
 BAD CREDIT, NO CREDIT, NO PROBLEM

CARS ~ TRUCKS ~ SUV'S
 4741 National Rd West (Corner of US 40 & Airport Rd) Richmond, IN 47374
CALL: 765-939-FIRE (3473)
 E-mail: wildfiremotors1@gmail.com / Website: wildfirerichmond.com

" COMING SOON - BRAND NEW SERVICE BUILDING AND BIGGER SALES LOT "

Indiana Outdoors



by Joe Martino

Bowhunting takes a Certain kind of Attitude

Bowhunting is certainly not for the faint of heart. And it is certainly not for those who can't take humiliation or disappointment very well. It is, however, probably one of the coolest activities on this planet! Okay, it sounds like I may be overstating it a bit, so let me revise it a little. Taking an animal with archery equipment is an accomplishment almost beyond words. Whether it is with a longbow, recurve, or compound bow, that euphoric sensation that comes with it, whether from success or failure, simply cannot be duplicated while hunting with any other weapon. In a lot of ways, bowhunting is a lot like life.

Case in point: my son Nicholas (who is now 17) has been bowhunting quite seriously since he was twelve. He had some close encounters during his first years of bowhunting. He came to full draw a couple of times but just couldn't get things to gel. Either the deer turned, stopped, or simply just busted Nick drawing his bow, you name it. And honestly, there were a handful of deer he should have shot that he chose not to in that time also.

The really cool thing is, after one of his close

encounters, he turned to me and said, "Man, this bowhunting sure is hard. These deer are tough! This is way harder than gun hunting, but I love it way more than gun hunting! This bowhunting is the best!"


He has since taken some deer with his bow, including a very nice buck last year, but the fact that he had that attitude regarding trying to take a deer with stick and string before he ever actually doing so reassuring to me. It told me that when he finally was fortunate enough to take a deer with his bow that he would know what I already did; that the reward of taking a deer with archery equipment is surreal. I had explained to him that the reward of success with archery equipment is greater because of the difficulty associated with bowhunting, and I think he knew that before I told him.

As a bowhunter, you are intentionally placing limitations on yourself. You are purposely stacking the odds against yourself. That in and of itself hints at what kind of personality it takes to do this. To possibly have the deer of your dreams just out of range, or worse yet, in range but not have a shot opportunity for various reasons such as obstructions, etc., can be painfully frustrating experience. The first thing that goes through your mind when this happens is, "Man if it was gun season right now I'd have the perfect shot." Well, other than the fact that a gun and a bow are each effective weapons, that is where the similarities stop. Possessing the resolve to know when it is not ethical to make a shot, even though you want to, and sticking to that resolve is just a part of the emotional roller coaster that is bowhunting. The act of getting your bow drawn while not being detected by the ultra-keen senses of a white-tailed deer is another part of what makes bowhunting an extreme challenge.

This column is not meant to demean gun or crossbow hunting in any way. I usually hunt with a gun also when it is firearms season. However when it comes to the level of commitment that is required to become a responsible bowhunter, there is no comparison. And, to be able to deal with the flood of emotions, or the heartache of having to watch the buck you've been dreaming of wrapping a tag around all year depart unscathed because you simply did not have a clear shot or he was just a little too far, well you better have some pretty thick skin if you are a bowhunter. And the fact that Nicholas is embracing all of this, no, flourishing in it, well that makes me flood with just as much emotion. It hopefully speaks to his character and gives me encour-

agement that he will tackle all of life's challenges in this manner.

So, don't let the self-imposed restrictions of bowhunting stop you from enjoying it or keep you from having confidence when out in the field. Heck, if you're a bowhunter, you can't lack confidence or you won't enjoy it. Instead, enjoy how close it really brings you to the animal – both literally and figuratively. When success does come with stick and string, it is so much sweeter.



By being a bowhunter, you are intentionally placing restrictions upon yourself; purposefully making it much more difficult to find success. The challenge and hurdles of finding success with bow and arrow are what draws certain types, and repels others. (Author Provided Photo)

RIHM INC.
CAMBRIDGE CITY
INDIANA 47327
FOODS

CUSTOM HOG & BEEF PROCESSING
"Venison Sausage and Hams"
Custom Curing
Hickory Smoked Hams & Bacons
CATERING
(765) 478-3426 1-800-846-6328
www.rihmfoods.com

TEXAS JACK'S
LOCK, STOCK & BARREL
765.847.5225
A Western & General Store
Many new items added to the store weekly
Victor Dog Food, A Variety of Horse Feed, Hardware
Ammunition, Knives, Saddles, Clothing etc.
We Sell Hunting & Fishing License
"JACK BALES - TRAIL BOSS"
403 W. Main St., Fountain City, IN 47341
Open: 9-5 Mon, Tues, Thrs, Fri & 10-4 Sat / Closed Wed & Sun
E-mail: texasjacks403@gmail.com Facebk: [texasjackslockstock&barrel](https://www.facebook.com/texasjackslockstock&barrel)

Joe's
All Natural Beef Jerky



Joe Martino

Direct: 765-434-8598

E-mail: joe@eatjoesjerky.com / Web: www.eatjoesjerky.com
2378 West 350 North, Kokomo, IN 46901

News of Native American Indians in Indiana



by Shirley Willard
Fulton County Historian, Rochester, Indiana

Trail of Death Caravan will travel September 17-22, 2018

Since 1988 the Potawatomi Trail of Death Commemorative Caravan has been organized and traveled once every five years by a group of Potawatomi and historians and interested persons the third week of September. The 660 mile journey from Indiana to Kansas begins immediately following the annual Trail of Courage Living History Festival, Sept. 15-16, 2018, at Fulton County Historical Society grounds, four miles north of Rochester, Indiana, on US 31 and Tippecanoe River.

The Trail of Courage portrays frontier Indiana with historic camps, canoe rides, foods cooked over wood fires, two stages with period music and dance, Indian dances, traditional crafts, and much more. All vendors are pre-1840 style.

Potawatomi who had ancestors on the 1838 Trail of Death are honored at this festival, a different family each year. In 2018 it will be Gary Wiskigeamatyuk, enrolled member of Prairie Band Potawatomi, who does hoop dancing at Knott's Berry Farm in California.

Potawatomi "Trail of Death" march: Sept. - Nov. 1838

Designates 1838 Potawatomi "Trail of Death" route starting in Indiana, crossing Illinois and Missouri, and ending at present day Osawatomia, Kansas.

In September 1838, over 850 Potawatomi Indian people were rounded up and marched at gunpoint from their Indiana homeland. Many walked the 660-mile distance, which took two months. More than 40 died, mostly children, of typhoid fever and the stress of the forced removal.

Dots on trail are some of the 46 places where the Potawatomi people camped one night or more on the forced removal, and certain other locations mentioned in the official journal kept by a government agent.

Map by T. Hamilton, Fulton County Historical Society, Rochester, Indiana, 200

Northern Indiana was still Potawatomi Territory when Indiana became a state in 1816.

The caravan begins at Chief Menominee monument at Twin Lakes south of Plymouth, Indiana. Chief Menominee refused to sell his land so his band was rounded up by Indiana militia and forcibly marched to Kansas in the fall of 1838. They were marched at gunpoint down Rochester's Main Street Sept. 5, 1838. Over 40 died on the way - thus it is called the Trail of Death.

The Trail of Death Caravan ends at St. Philippine Duchesne Memorial Park, south of Mound City, Kansas. This year is the 200th anniversary of the arrival of Philippine Duchesne, a nun who was a missionary to the Potawatomi at Sugar Creek in 1841. She was canonized in 1988, the first female saint west of the Mississippi River. The Potawatomi named her "She Who Prays Always."

The 7th Trail of Death Commemorative Caravan will be Sept. 17-22, 2018. Participants will meet, register and get instructions at 7:30 a.m. at the Fulton County Museum, Rochester, Indiana, on Monday, Sept. 17, the day after the Trail of Courage Living History Festival. They will then drive to Chief Menominee monument for a special ceremony at 9 a.m. There they will begin the drive of 660 miles from Indiana to Kansas on the original 1838 route taken by the Potawatomi on the forced removal known as the Trail of Death. The caravan members will stop at historical markers,

give programs at schools and museums, stay in motels and eat together. Individuals pay their own motels and meals. Some are planning to camp out.

Interested persons can sign up to go on the Trail of Death caravan by printing out the registration form at www.potawatomi-tda.org and mailing to PTDA (Potawatomi Trail of Death Association), Fulton County Historical Society, 37 E 375 N, Rochester IN 46975. There will be a \$30 fee per person to cover expenses of organization, postage, and the PTDA newsletter. See www.potawatomi-tda.org for directions, history, 80 historical markers, GPS, maps, registration form.

People along the Trail of Death route can meet the caravan as it makes stops at various places. The itinerary will be posted on www.potawatomi-tda.org. They will be crossing Indiana from Plymouth to Lafayette Sept. 17; from Lafayette to Decatur, Illinois Sept. 18; from Decatur to Quincy, Illinois Sept. 19; from West Quincy to Moberly, Missouri Sept. 20; from Moberly to Independence, Missouri Sept. 21; from Independence, MO to Olathe, Kansas, to Sugar Creek in rural Linn County, Kansas, Sept. 22.

The caravan welcomes drop-in followers who wish to travel along for a day or two, or across their county.

For more information, contact Shirley Willard, Rochester Indiana, phone 574-223-2352 or wwillard@rtcol.com.

Riggle-Waltermann

MORTUARY, INC.
32 SOUTH ELEVENTH STREET
RICHMOND, INDIANA 47374
PHONE (765) 966-7684

N.F.D.A.
I.F.D.A.
www.riggle-waltermann.com

Martino's

Inside Dining or Carry-Outs
= Italian Villa
Restaurant & Lounge

"Homemade Goodness In Every Bite"
Real Italian Pizza • Full Menu

- LASAGNA
- PIZZA
- STEAK
- SPAGHETTI
- SANDWICHES
- SEAFOOD

11AM - 10PM MON - THURS 11AM - 11PM FRI & SAT
765-457-9181
1929 N. WASHINGTON • KOKOMO, IN

J & L SPORTING GOODS LLC

ARCHERY SUPPLIES / BOWTECH BOWS
3D INDOOR ARCHERY RANGE / TECHNO HUNTING SYS.

MUCK BOOTS / RELOADING SUPPLIES
LONG GUNS / HAND GUNS / AMMO
FISHING TACKLE, SUPPLIES & LIVE BAIT

HUNTING LIGHTS / DAN'S HUNTING CLOTHES
GARMIN TRACKING SYS. / DOG LEADS & COLLARS

Owners: Joel & Linda Willis
HOURS: Monday thru Saturday 8 am - 6 pm
Sunday 9 am - 5 pm
200 N. Highway 3 & 7
North Vernon, IN 47265
Phone: 812-352-7123
Fax: 812-953-5961
E-mail: jlsportinggoods@yahoo.com

Perch Smallmouth

WALLEYE

GUIDED CHARTERS ON LAKE ERIE
April Through October
Fishing the Western and Central Basins of Lake Erie-Ohio and Canadian Waters
Three Fully Equipped Boats
Two 32 ft. Blue Hills - 28 ft Bertram
LICENSED GUIDES
SPIN CAST - DRIFT FISH
Boytim Charter Service
Ned Boytim
502 E. Main St., Marblehead, OH 43440
(419) 798-5445
Toll Free 1-877-798-5445
"Over 50 Years Experience"
www.walleye.com/boytim.htm




A fine day fishing caught these walleye and sauger on Lake of the Woods.



I'm not worried about rain while wearing my Frogg Toggs raingear.

Outdoors



With Rich Creason

Walleye Fishing at Sportsman's Lodge

Susie and I visited my brother in northwest Ontario in mid-August. I only get to see him every three or four years, usually for an hour or two lunch. Since it was his 74th birthday (he's much older than I am!), I figured we better meet while we were both still able. He lives in Kenora, Ontario, which is about 150 miles north of the Minnesota/Canada border. After lunch, I told him I would probably see him again in a few years and we headed south for home.

As soon as we crossed the border back into the US, I turned west and drove about 12 miles to Sportsman's Lodge. This is just outside Baudette, MN on the US side of Lake of the Woods. We have spent time at this great resort five or six times in the past. It has been chosen twice for the annual conference of the Association of Great Lakes Outdoor Writers, which speaks highly for this location.

I made reservations before we headed north to spend a couple nights and one days fishing at Sportsman's. This trip, we would be staying in one of their new villas. We had our choice of the main lodge (we usually stay there), one of their 10 cabins, or relaxing in one of their eight outstanding villas. They also offer six campsites, but we're getting too old for camping when better options are available.

After arriving at the Lodge, we checked in at

the desk, got our room key, and decided to have an early dinner before unloading our truck for the night. Fortunately, at Sportsman's, you don't have to go far for great food. Just around the corner from the front desk is the Riverside dining room. We asked for a table at the huge front window which overlooks the large boats tied to the docks, the river with several fisherman on the water trying their luck, and the tree line on the far bank which is actually Canada. Gorgeous view!

As always, Susie ordered the walleye dinner with the soup and salad bar. I had gone a week without a good burger, so I chose the half pounder with fries and also the salad bar. The salad selection is large and the ingredients are always fresh, but I usually skip the vegetables and go for the soup. It's always super. The meal also comes with a large loaf of fresh bread. Three glasses of iced tea later, I was ready to see our room.

We were upstairs in villa 423. It had two bedrooms, two bathrooms, full kitchen, large dining room table, futon, roll away, and fireplace. The furniture was made with logs. We brought in the clothes, snacks, and drinks we would need. We made sandwiches to take out on the boat the next day, although you can order lunches from the lodge to take fishing.

We woke early the next morning and headed for the Dockside dining room. This is on the lower level, but like the Riverside, it overlooked the water. They have a wide variety of breakfast choices. We finished our meal, stepped outside and put on our Frogg Toggs raingear. We have used this brand for many years, and I had just acquired the new, top-of-the-line Pilot Frogg jacket and bib. I have worn Frogg Toggs for several decades for fishing, hunting, metal detecting, and anywhere else I might get rained on.

We were nearby on one of our trips, so we even visited their establishment in Arab, Alabama. Check them out at www.froggtoggs.com.

We boarded our boat with Wes, our guide, and two other couples. After a bumpy ride to our fishing hot spot, we all grabbed a pole, baited the nightcrawler harness with a fat juicy worm, and dropped it over the side. It wasn't long before we began reeling in walleye, sauger, perch, and northern. On this trip, we would not be fishing for stur-



Susie caught this large fish, a small sturgeon last fall at Sportsman's Lodge.

geon, although there are lots of them here. Susie caught a 30 inch here last fall. A 30 inch sturgeon is a big fish, but a small sturgeon. The light rain had passed and I took my Frogg Toggs jacket off as I was starting to get warm.

Walleye were hitting frequently, and twice Wes actually netted two fish at the same time before bringing the net aboard. I looked around and one of the other anglers on the boat was fighting something big. It looked too big for a walleye. As I watched, a large northern jumped completely out of the water. And jumped again. While I had seen many northern jump a little and thrash the surface while fighting, I had never saw one totally clear the water, much less twice. When it was finally netted, it was about 34 inches. The hook was removed, a couple pictures were taken, and the fish was released without ever leaving the net.

It didn't seem long before we all had our limits and it was time to head back to the dock. We hung our catch on the display rack to take pictures, then Wes took them to clean for us. He asked if anyone wanted any of their fish taken to the dining room for the cook to fix for their dinner. The rest of the fish were filleted, packaged, and either taken to the owners room and placed in the deep freeze in

CONTINUED ON PAGE 30

CHECK FACEBOOK BELOW FOR HOURS

CALL AHEAD
765-458-7554
FOR PICK UP & CARRYOUT

<https://www.facebook.com/JaysMidlakeBaitTackle/>

JAY'S MIDLAKE
RESTAURANT/BAIT SHOP
1908 W OLD 101 RD LIBERTY, IN
765-458-7554
On your way to the Fairfield Ramp

DINE-IN • CARRYOUT
PULLED PORK • PIZZA • WINGS
HOAGIES • SMOKED CHICKEN SALAD
BAIT • TACKLE
LIVE BAIT • FISHING SUPPLIES
BOAT STORAGE • LP GAS
FIREWOOD • FISHING LICENSE

DAVE'S TRIANGLE LLC

GUNS & AMMO • BAIT & TACKLE • FISHING & HUNTING SUPPLIES
ICE • SNACKS • SOFT DRINKS • FIREWOOD
"PIZZA & SANDWICHES - LOCAL DELIVERY"
WATCH FOR OUR DAILY SPECIALS

BOAT STORAGE

SUN, MON, TUE & THU 7:00 AM - 5:00 PM
FRI & SAT 7:00 AM - 7:00 PM / WED 7 AM - NOON

Hazel & Dave Wilcox Jr
2955 S. Old Dunlapville Road
Liberty, IN 47353, 765-458-7106



That settles it, I'll just do the receiver in a clear satin finish to compliment the barrel's gray parkerized finish and refinish the stock in a gloss outdoor polyurethane (Spar varnish) finish to really bring out the beauty of the walnut stock. (Author Photo)



I've had to soak the stock in lacquer thinner for several months to get as much oil out as possible and then let it dry for a few more months to get the cracks to settle down. After having been soaked the cracks had opened up like the Grand Canyon. It's now been 9 months and the stock appears that it may be ready to work. (Author Photo)

Random Notes from: Prairie Wolf Gun Repair



by **Marshall Smith**

Gunsmith, NRA Life Member, Retired LEO

taken on the restoration of an old clone of a hammer stage coach gun. The owner was wanting the gun to be functional and didn't intend to shoot the gun but hang it on the wall. I wrote an article earlier this year on the disassembling of the gun and making of new firing pins. I've stripped the finish off the metal and am getting the pits and dings out to blue to the gun.

The stock of the gun appeared to have been soaked in oil and developed severe cracks in the stock. I've had to soak the stock in lacquer thinner for several months to get as much oil out as possible and then let it dry for a few more months to get the cracks to settle down. After having been soaked the cracks had opened up like the Grand Canyon. It's now been 9 months and the stock appears that it may be ready to work. The cracks have closed up enough and become pliable so as to work and fill the stock to resemble its original shape. You can see in the pictures the crack in the toe of the stock extends for about 3 inches up through the butt towards the heel of the stock. I drilled a stop hole at the top of the crack and will fill crack with a good bonding epoxy. The crack in the top of the grip just behind the receiver tang will also be epoxied to close it up. There is nothing to really support that portion of the grip as the hammer and right trigger action inlet has left little wood in that area. The forearm has a crack which should close up nicely and may not even be noticeable.

Both the forearm and stock have faint lines of checkering which I will lightly re-cut, more to highlight them than to try and remake the checkering. My intent is to leave only enough checkering visible to show it is there but worn. It is an old gun. Some of the checkering is worn away completely.

Since the gun was a clone the stock it was not of the best grade of wood but it appeared it was a hardwood. At first I thought it was walnut but after it dried it appears to be a maple or ash type of wood which has been stained to look like walnut. It is not very dark as a walnut but does have a good grain pattern and should stain well, I hope. I'll keep you updated. If you have any questions on refinishing or repairing your wood stock send me an e-mail and maybe I can give you some help.



The crack in the toe of the stock extends for about 3 inches up through the butt towards the heel of the stock. (Author Photo)



The crack in the top of the grip just behind the receiver tang will also be epoxied to close it up. (Author Photo)

where I was being pursued not by bigots in white robes, but by left-wing zealots draped in flowing sanctimony. **Clarence Thomas**

That's all for this month. These notes are mine alone and do not represent the opinion or position of anyone, just me. If you have a question or a comment on guns, gunsmithing, gun rights, or, would like to just make a comment email me with your comments at PrarieWolfGuns@gmail.com. I'll answer your questions with the most up to date information available. Some answers may be included in

CONTINUED ON PAGE 25

Gunsmithing

Restoring some old guns can be challenging. I've

Quote of the Month

I'd grown up fearing the lynch mobs of the Ku Klux Klan; as an adult I was starting to wonder if I'd been afraid of the wrong white people all along -



Handguns, Rifle, Shotgun Repair, Cleaning & Inspections, Scope Mounting & Bore Sighting, Refinishing and Gunsmithing Services

You can ship your gun directly to PWGR. Call for shipping information. Local Pickup & Delivery of Your Gun Available

For Information or to Set an Appointment Call

765-914-2781

6151 Turner Road Richmond, IN 47374
PrarieWolfGuns@gmail.com

FFL 4-35-177-07-5C-04489



Junction 31 & 56, Scottsburg, IN
812-752-2991

- WE CARRY A FULL LINE OF RIFLES, SHOTGUNS, HANDGUNS & AR'S
- OUR SHELVES ARE FULL OF AMMO, OPTICS & ACCESSORIES
- WE HAVE EVERYTHING FOR YOUR HUNTING, FISHING & SHOOTING NEEDS
- NOW BUYING GINSENG & YELLOW ROOT

HOURS: 7 AM - 8 PM MON. - SAT. / 8 AM - 6 PM SUN.



Custom Leather, Hunting & Trapping Supplies

carhartt

KEEN **Old Town** **LaCrosse**


UTILITY CANOES X KAYAKS (574) 753-6843

683 N County Rd 225 W, Logansport, IN



Top Left Photo: Dave Dennison and Zack Voyles of Quail Forever with pheasant mount donated by Todd Buchanan of Buck Pro Mount. Top Right Photo: Dylan Thoman with our newest and youngest member Dereck Thoman. Bottom Photo: Quail Forever Club President Dave Dennison with some of our youth members. (Author Photo)

Blue River Outdoors



by Steve Dake

Big Blue River Chapter 3049 Held Quail Forever 12th Annual Bsnquet September 8, 2018

Big Blue River Chapter 3049 of Quail Forever in Shelby County hosted there 12th annual Quail Forever Banquet on Sept. 8, 2018 at the American

Legion 1125 Miller Ave. Shelbyville In. 46176. The chapter is led by chapter president Dave Dennison. Dave would like to thank everyone for coming and for their support of the club. There was food, silent auctions, auction, games and raffles going on that evening. All youth went home with a couple of prizes. Dave like to thank all sponsors The Gun Den, Kurt Layered, Terri Dennison, Bill Richie Sr. & Jr., Dennison Barber Shop, Buck Pro Mounts, Freeman Family Funeral Homes, Flambeau, and all officers and committee members. Anyone wanting to donate or help at banquet or youth events call Dave.


Money raised stays with the local chapter and is used for a gun safety / hunter education class for whoever like to come at no charge. State certification will be issued after passing class for purchasing hunting license. Mandatory for obtaining licenses. A youth shoot. Big Blue River Chapter furnishes firearms, ammo, clay birds, and instructors for a fun day of shooting at no cost to anyone.

Big Blue River Chapter 3049 of Quail Forever in Shelby County big event is our youth live pheasant hunt. Parent and youth are required to come to our banquet and be a member of Quail Forever.

The Chapter try there best to get every youth a pheasant to take home to eat or have mounted. Every youth gets a chance to harvest one. Big Blue River Chapter picks up the bill for the entire event. No youth pays for anything. Chapter will provide firearms and ammo if needed or bring your own firearm and ammo. Any youth interested in any of our events call Dave at 317-364-2791 or The Gun Den at 317-398-3852. Dave said this is what we spend a large part of our proceeds from our banquet, gun raffles and donations on.

Dave said the chapter has a seed planter that can be used to plant food plots for habitat. Seed can also be furnished from the club. Important to note, is that quail habitat is also great habitat for other species, such as rabbit, deer, dove, song birds, and most other wildlife in general. It provides food, breeding/nesting grounds, and protection from predators. Quail Forever is not just about hunting, but also preservation, conservation and education.

THE GUN DEN



Buy - Sell - Trade

FOR ALL YOUR OUTDOOR & HUNTING NEEDS

A Large Selection of Kimbers in Stock

ALL LONG GUNS ON SALE

We do special orders and layaways

337 Roosevelt Dr. Shelbyville, IN 46176
(317) 398-3852

CHECK OUT OUR WEBSITE AT www.thegundenonline.com



Kozy-King THE KING OF FURNACES!

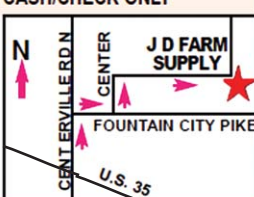
J D FARM SUPPLY
HOME • FARM • HARDWARE

9089 N. Center Rd.
Williamsburg, Indiana
(765) 886-5420
Voicemail
Call our voicemail for hours and directions to the store

Installation Available!

- Burns coal and wood
- 3 sizes to heat 1200-4000 sq. ft.
- Superior cast iron shaker grates
- Cast iron airtight doors
- Large loading door
- Large ash pan
- 3-speed blower
- Thermostat controlled
- Secondary combustion system
- 85.1% efficiency rating
- Clean air filter

CASH/CHECK ONLY



We Sell & Install Stainless Steel Liners & Chimneys

breeo PACIFIC ENERGY heco DS STOVES



View 1 Manual safety for Glock. (Author Provided Photo)



View 2 Manual safety for Glock. (Author Provided Photo)

New Tactical Safety System for Glock Pistol (TSSG)

The Gun Den is carrying a new product Tactical Safety System for Glock Pistol (TSSG). This product helps with unintended firearms discharge. It adds a manual ambidextrous safety to your Glock. It will fit Glock model 17, 19, 22, 23, 24, 26, 27, 31, 32, 33, 34, 35 and 36. This product does not change or defeat existing Glock "Safeties". This device will save lives, and limbs

TACTICAL SAFETY SYSTEM FOR GLOCK PISTOLS

PRIMARY BENEFITS:

- This device will save some lives, and limbs
- All the benefits of an Ambidextrous Manual Safety
- Adds Margins of Safety in the Glock Design for Safer use in the Uncontrolled Environment of "Real Life"
- Answers Multiple Safety Questions about the Glock
- Does not change or defeat existing Glock "Safeties"

TACTICAL BENEFITS:

(Rule #1 of "Tactical" is "Stay in the fight" (includes: "Don't shoot yourself"))

- Directly Addresses ALL Risks of Accidental Discharge (associated w/ Glock Pistols)
- All Handling of Glock can be performed with device in "On Safe" Position
- Defeats Accidental Discharge associated with jacket drawstrings & fast holster-pulls gone wrong
- Reduced Risk to Glock User / Reduced Risk to the Public
- Eliminates the need for the Glock Trigger Activating Lever to double as a "Safety"
- FAST and Easy Shooting-Hand Thumb Manipulation
- Low Profile / No Snag Design
- Light Weight and Sturdy

- Positive Visual Confirmation of On Safe / Off Safe Condition
- Positive "Feel Confirmation" when pistol is holstered (2 Ways)
- All Handling of Glock can be performed with device in "On Safe" Position
- System Modifies Disassembly for Cleaning no longer requiring trigger to be pulled
- Extractor Spring Key Included for Safe Modified disassembly process
- In a "Gun Grab" Scenario, may slow down the perpetrator from using the Glock
- Device is Fast-Lockable with Combination Padlock, enhancing storage and child safety

DESIGN BENEFITS:

"Drop-In Design" Conversion can be performed by almost any Glock owner in minutes. No Frame or Internal Parts Modifications Pistols do not need to be "taken out of service" to complete the modification Trigger being pulled in the "On Safe" position does not damage firearm's internals Can be removed, restoring original Glock configuration Can be moved from one Glock to another, in minutes Enhances Confidence Level of Glock User Enhances Comfort Level for new and experienced Glock Users Peace of Mind Value Compliments Everything Good about the Glock Design

TSSG is manufactured by RDIH based in Liege, Belgium and BH Spring Solutions.

The MSR price is \$109.99 and The Gun Den has them on sale for \$79.99. The Gun Den is located at 337 Roosevelt Dr. Shelbyville In. 46176 drop by and look at one or call 317-398-3852 for more information.

Next month will be about a new FAST SAFETY System for the 1911

FAST SAFETY allows the 1911 to be carried Condition 1, but in a Hammer Forward state. When the Manual Safety (termed the "Cocking

Lever") is swiped off, the hammer simultaneously springs to the cocked/ready to fire position by work of a Spring. To return the 1911 to "Safe Condition", the hammer is pushed forward manually. When pushed fully forward the ambidextrous safety "cams up" automatically by work of a spring. Fast Safety is the 21st Century Operating System for the 1911.

Persons who miss-out on the benefits of 1911 Carry because they don't like "Cocked and Locked" Carry, for any reason, can usual

Roaming The Outdoors

CONTINUED FROM PAGE 4

at 6 and Bulletville at 7. \$8 at the door. Food available for purchase on site. For info call 765-647-1212.

MY BACK UP VAN NEEDED A BACK UP VAN!



Jason Booher standing by the Davis Towing & Recovery Rollback Wrecker he used to take me and my crippled 1998 Gad-a-bout Back Up Van to Richmond, IN. He was very professional and knowledgeable about his job. (Photo by Ray Dickerson)

A few weeks ago I was heading for North Vernon to visit with J & L Sporting Goods LLC on a Sunday. I got gas in Rushville and headed down SR 3 toward Milroy. I had only travel a few miles when I noticed the "Check Gages" appeared on the gage screen. I pulled into a truck depot driveway, sitting there for a moment and the message disappeared. So I got back on SR 3 and con-

CONTINUED ON PAGE 27

Why Cook Tonight, When We'll Deliver It right?

\$2.00 OFF ANY 16 INCH PIZZA
BRING THIS COUPON

DINE IN
CARRY OUT
DELIVERY

(765) 458-5775

Hours: Sunday thru Thursday 10:00 am - 10:00 pm
Friday & Saturday 10:00 am - Midnight

201 NORTH MAIN STREET - LIBERTY, IN 47353

Woodruff's Supermarket

10 South Main St., Liberty, IN

Full Service Meat Department

Produce, Dairy, Groceries & General Merchandise

Hours: Monday thru Saturday 6 am - 9 pm / Sunday 6 am - 7 pm

BAKERY - DELI - IN STORE PHARMACY

Donuts, Cakes, Cookies, Pies, & Rotisserie Chicken

"Get Everything You Need At One Handy Location"

Call Us At 765-458-6213

www.woodruffsupermarket.com

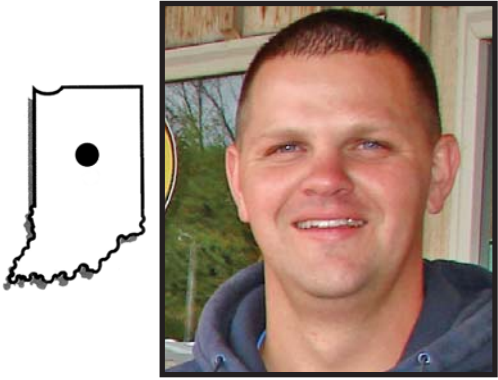


This is Patrick Stone and Dylan Stone with their first place total weight and big fish. Their total weight was 5.16 pounds for their top 7 and the big fish was a 12 3/4" crappie that weighed 1.12 lbs. (Author Photo)



This is Nathan Noblitt and James Lasswell with their second place total weight crappie and third place big fish. Their total weight was 4.28 pounds and big fish was .77 pounds. (Author Photo)

Great Lakes of the Wabash River - Fishing News



by Ryan Pershing
Mgr of Bozarth Country Store

Bozarth Crappie Tournament

With the start of the fall season right around the corner here at the Great Lakes of the Wabash, it's that time of year to start planning for all the festivals and events that shower us this time of year as the leaves begin their color change, temperatures drop, and days get shorter. This is a great time of the year to get away from the everyday hustle and bustle and get out and enjoy all the great things the outdoors provides to us. Gather your family and take the opportunity to go camping, hiking, fishing, or however you enjoy spending time away from home. If you are looking for a place to visit then be sure check out the Salamonie, Mississinewa, or Huntington Lake properties to see all the opportunities they present to make for a fun filled family getaway. Both the Salamonie and Mississinewa Lake properties will be having their annual Fall Festivals in the month of October

and this is always a great time to enjoy outdoor activities as a family and also take advantage of the fall foliage.

On Saturday, **August 25th** we held our third of four Bozarth's crappie tournaments on the Salamonie Reservoir. We had a total of 11 teams show up and battle the nasty conditions that met them as the tournament started that morning. Severe thunderstorms and heavy rain were steady throughout the morning and didn't clear out until 11:00 a.m. and that led to long day of fishing for several of our anglers. Several of the teams were still able to net a nice mess of fish despite fishing through these conditions. The team that finished on top and brought an impressive weight of 5.16 pounds for their top seven fish along with the big fish of the day, a 12 3/4" crappie that weighed 1.12 pounds, was Patrick Stone and Dylan Stone. Congrats to Team Stone on an impressive day of fishing! Finishing in second place and bringing and equally nice mess of fish to the weigh in line was Nathan Noblitt and James Lasswell. They had a total of 4.28 pounds and also had the third biggest fish with a .77 pound crappie. Rounding out the top three was the team of Aaron Scott and Jake Poe whom had a total weight of 3.61 pounds. The second big fish award went to the grandson/grandpa duo of Jeff Yeakle and Jonathan Brumley as they netted a .80 pound crappie.

I want to take a moment and thank everyone that braved the conditions and attended our previous tournament and also welcome anyone else to our 4th and last tournament of the year which will be on Saturday, September 29th on the Salamonie or Mississinewa Reservoir. This is a great opportunity to fish a fun and friendly tournament and also a great time to learn some tips and techniques from other fellow fishermen. If interested feel free to contact at (765) 981-4522 for more information.

In closing I want to provide some dates to mark on your calendars for upcoming events located here at the Great Lakes of the Wabash. On the weekend of **October 5th-7th** the Mississinewa Reservoir will host **Autumn 1 Camping Fall Fest**. This will be followed up the following weekend with **Autumn 2 Camping Fall Fest** on **October 12th-14th**. Also on the weekend of **October 12th-14th** will be the **Mississinewa Battle of 1812**. Then on the weekend of **October 19th-21st** the Salamonie Reservoir property will be hosting their **Fall Festival**. All these events are a great opportunity to bring the family and enjoy some quality family time. Be sure to mark these dates on your calendar! For more information you can contact the **Upper Wabash Interpretive Center** at (260) 468-2127. ■



DAIRY COTTAGE RESTAURANT

(765) 647-5451



Home Of Flavor Rich Fried Chicken

Complete Line of Sandwiches, JoJos, Fries, Mozzarella Sticks, Onion Rings, Etc.

LARGE SELECTION OF ICE CREAM, SHAKES, SUNDAES, CYCLONES

1116 Main St. Brookville, IN 47012

Est. Oct. 02, 1958



Bozarth Country Store

On The SALAMONIE RESERVOIR

Fishing Tackle
Hunting Equip
Camping Supplies
Boating Equip
Save **BIG**



LARGEST Selection of Cast Iron

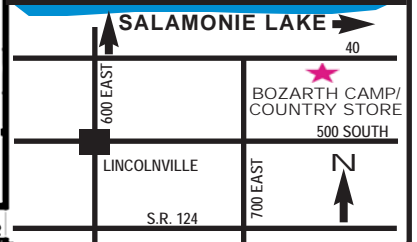
BOZARTH 2018 CRAPPIE TOURNEYS

Sat Sept 29th
For Info Call Ryan 765-981-4522

SEASONAL CAMPSITES AVAILABLE

Seasonal Rates - Full Hookups
"SIGN UP NOW"

1 mile east & 1 mile north of Lincolnville



We Have A Large Breakfast & Sandwich Menu

Campstore / Grocery
Fishing Tackle, Live Bait & License
Camping & Hunting Supplies
Cold & Hot Drinks
Ice - Pizza - Sausage - Hot Dogs
Snacks & Sandwiches



Hunting Check In Station
Banquet Room w/Kitchenette
Arcade Game Room
Showers (All Year)
Boat Storage (Inside)
LP Gas Refill Station

765-981-4522
7309 East 400 South
Wabash County
Lagro, IN 46941

We Proudly Carry Bass Pro Products
Save on Shipping



Open All Year - 6:00 AM to Dusk

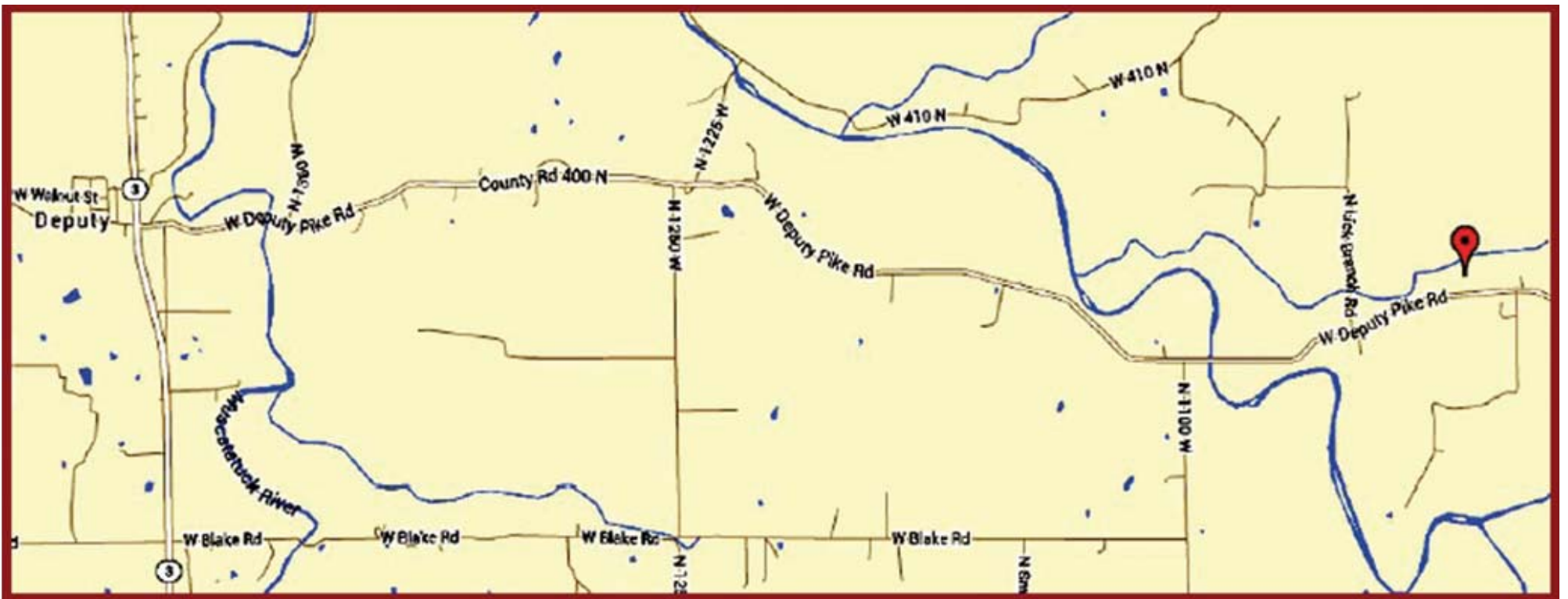


This is Aaron Scott and Jake Poe with their third place total weight. They had a total of 3.61 pounds. (Author Photo)



This is grandson and grandpa duo of Jonathan Brumley and Jeff Yeakle with their 2nd place big fish. Their second place crappie weighed .80 pounds. (Author Photo)

“DEPUTY BIG SHOT ARTICLE REPRINTED FROM MAY 2016 GAD-A-BOUT”
(CONTINUED FROM PAGE 12)



At Deputy, Indiana go east on West Deputy Pike Road to Deputy Big Shot. Approximate location is where you see the red balloon. (Map provided by Deputy Big Shot)

Fishing Lake Michigan
CONTINUED FROM PAGE 11

The second take away I get from this is how much did this rescue cost? It's a much debated, seldom solved issue. In Macdonald's case, I would guess he's getting off pretty well "Scot Free" (pun intended). The US Coast Guard doesn't charge for search and rescue efforts, nor does the Canadian equivalent. (The cost of the C-130 is about \$8000 per hour.) I doubt the Dutch freighter is charging him much, instead, using the rescue in their own public relations work.

In many countries, the answer is simple. In most scenarios, the person being rescued is responsible for the costs of the rescue and many outdoor enthusiasts travel with insurance specifically to offset costs should they need to be rescued. Here in the US, some states have statutes allowing rescue agencies to send a bill to people they helped, especially, if the behavior in which they were involved was deemed reckless or negligent.

What do you think?

THE END

Prairie Wolf Gun Repair
CONTINUED FROM PAGE 21

this column as I'm sure there are others with the same question. No question dealing with guns or self-defense is a bad or stupid question. Only those questions not asked.

Remember, B SAR (Be Safe, Be Aware, Be Responsible)

Marshall
PrairieWolfGuns@gmail.com

Best STOP Auto Care 2 Salisbury Rd., Richmond, IN
Complete Auto Service
"Work at a price that's fair from people who care"

- Tune-ups
- Brakes
- Transmissions
- Major engine work
- Cooling system service
- Towing

Courteous, Friendly Service
 Questions? Just Ask! We're Here To Help!
 Pick up & delivery service available
 CALL US TODAY
765-935-3849





GUNS • AMMO • SHOOTING RANGE

Announcing our new CADEX DEFENCE line of precision rifles and expanded AR parts & custom build center.


Our shooting range remains closed while we now pursue justice in the federal courts defending an injunction issued by the Jefferson County Circuit Court. Many thanks to the generous support of the NRA in funding our defense and to our many loyal customers & friends for your patience & continued patronage during these challenging times.

DEPUTY BIG SHOT
 deputybigshot.com
 812-866-5299

10214 W Deputy Pike Rd • Deputy, IN 47230
 10 miles Northwest of Historic Madison, Indiana
 Mon-Fri 8am-6pm • Sat & Sun - Hours by Appointment



Whitewater Valley History



by **Donna Schroeder**
Fayette County Historical Museum

Ready for Company!

I know you've been reading about our new museum month after month, and you've been wondering when we will open. In all honesty, we've been wondering, too. There were so many things to arrange and rearrange that we've finally decided that waiting any longer serves no purpose.

The truth about a museum is that nothing is set in stone. There will always be additions, temporary displays, and new information to add..

Some things will stay the same. The car room is a good example, as is the log cabin exhibit. Those aren't easily moved to another area. The rest of the building will probably continue to change, as it should. Nobody would be interested in coming back if it always looks the same.

So, having said that, I'm personally inviting you to come and visit. At the present time, I can only offer you Saturday and Sunday from 1 til 3 p.m., but I expect that to be expanded.

If you're planning to visit, you can check our Facebook page Historic Connersville or call us at 765 825 0946.

The museum has been busy the past few weeks. In addition to putting exhibits together, we hosted a group from the Auburn Cord Duesenberg Club.



Top Photo: Our out of town visitors enjoyed their time at the museum. Bottom Photo: The Cord and Auburn automobiles visited the building where they were built. (Author Photos)



Our conference room features items from local organizations and works of local artists. (Author Photos)

They spent a couple of days in Connersville before going on to the annual Labor Day event at Auburn, Indiana. There were folks from all over the United States, as well as places as far away as Australia!

They spent their time visiting the places where the Cord and Auburn were constructed here in town. One of our members owns a beautiful Auburn, so we took the Cord from the museum and his car to the building on 18th Street where they started their lives. Another member has a Jeep, and it also made an appearance at the museum. Over 450,000 Jeep bodies were made in Connersville!

Another item of interest to them was the Penrose trophy. A Connersville built Lexington

Like a good neighbor State Farm is there®

CARL SHARP
27 W. Union St. Liberty, IN
458-5574 or
800-974-5574
www.carlsharp.com



Marion's Greenhouse

4 miles North of 256 on Hwy 3, Deputy, Indiana
812-866-2856/701-2240

- FALL MUMS —
Many Different Varieties
- **UNIQUE PUMPKINS & GOURDS**
 - **PERENNIALS**
 - **ALL OF YOUR GARDENING NEEDS!**

Fabulous

FAYETTE COUNTY

A Great Place To Be!

www.tourconnersville.com

*See the sights, ride the rails,
Enjoy the river, hike the trails.
There's much to see and do in one of
Indiana's most scenic and historic areas!*

Fayette County Historical Museum
Canal House * Whitewater Valley Art Association
Whitewater Valley Railroad * Roberts Park
Mary Gray Bird Sanctuary * Historic Elmhurst
Historic Downtown District * Shopping * Dining
Camping, Fishing, Hiking and so much more!



Top Photo: The car room has much information about the history of the automotive history of Connersville. The Penrose trophy is displayed here. Bottom Left Photo: Almost half a million Jeep bodies were manufactured here. Bottom Right Photo: Before automobiles were manufactured in Connersville, the McFarlan and Rex Companies built thousands of horse drawn vehicles. (Author Photos)

won the first Pike's Peak Race in Colorado.. The trophy is a beautiful thing!

On their final day, the museum hosted them for breakfast and a tour. It seems they were suitably impressed, as we received word that they will return next spring for a mini meet!

We also have Native American artifacts, a cabin, a general store, a display of items from schools, a large military exhibit which contains a lot of Civil War memorabilia, as well as many items that showcase the rich manufacturing history of Connersville and Fayette County. Our history and genealogy section will be up and running soon, and I hope to be there at least one day each month to help folks who would like to trace their Fayette County family ties.

The new place is located at 200 West 5th Street in Connersville. Historic Connersville, Inc. owns the museum. We are a non profit corporation that depends on dues and donations to fund our activities and maintain our property. Our members volunteer to their time and talent to host the museum. There's no charge for tours, but donations are gratefully accepted.

We look forward to having you visit soon! ■

Roaming The Outdoors

CONTINUED FROM PAGE 23

tinued south. About half way the gage warning appeared again. This time I looked further and the temperature gage was all the way into the red zone. I immediately reduced my speed and slowed down. I hoped I could make it to Pavey's at SR 244. I made it pulled off the road and shut down the engine. I thought for a moment since it was Sunday who could I call.

Fortunately I was able to contact Davis Towing & Recovery on their off duty number, they advertise in The Gad-a-bout.

Pretty soon I saw their truck pulling up to my Van. Jason Booher got out of the Rollback wrecker. I told him what had happened and in short order he had my van up on his Rollback and we were headed for Best Stop Auto Care in Richmond. Jason and I had an interesting conversation, he was polite and very knowledgeable on many different subjects we talked about. We talked about our families. Jason is married, his wife's name is La Donna, daughters Emma and Isabelle and one son Samuel.

We passed through downtown Centerville, I thought Oh-No everyone will see my Gad-a-bout Van on the wrecker. Oh well, it's not the first time! We arrived at Mike's in short order and Jason expertly unloaded my Van backing it in a easy accessible spot to be moved

inside. I settled up with Jason and he headed back to Rushville. If you find yourself needing a tow and you are in Rush or nearby county give Davis Towing & Recovery a call 1-800-722-0008.

SHAWN PHENIS CURRENT ABINGTON FIRE CHIEF




Current Abington Fire Chief Shawn Phenis who was also resting on Bill Paddock's front porch. He stopped by while I was visiting with Bill. (Photo by Ray Dickerson)

CONTINUED ON PAGE 30

Metamora
 Indiana's Canal Town
Bluegrass Nights
 3rd Saturday of Month - Mar to Nov
OPRY BARN
 19189 Pennington Rd, Metamora
 www.metamoraMPA.org

MILROY SHOES
 Justin Double-H • Rocky
 Shoe Repair Available
MILROY SHOES
 9214 S. State Rd. 3, Milroy, IN 46156
 Mon-Thur 8 - 5 / Fri 8 - 6 / Sat 8 - 3 / Closed Sun
 (765) 629-2109

Riverside Sporting Goods
 1811 N. Washington St.
 Marion, IN 46952 • 765-662-1590
 Family Owned & Operated
 Manager: Chad Phillips
 Fishing • Live Bait • Tackle • Propane
 Ice • Hunting • Guns • Ammo • Archery
 Personal Protection • Canoe Rental
 U-Haul Rental - 765-664-7939



1959

2018

Centerville My Home Town

News & Stories Then & Now
Occasionally Current Events
by Ray Dickerson The Gad-a-bout
Outdoor Writer 1972 to Present



SCHOOL MASCOT

MAPLEWOOD PARK



Mapplewood Park 1907. (Copy of Photo Provided by Centerville Library Collection)



Mapplewood Park Performance Center.

Memories of Mapplewood Park and The Improvements Since 1907

Article & Photos by Ray Dickerson
(Except Where Otherwise Noted)

My memories of Mapplewood Park date back to 1944 when my father joined the U.S. Navy and became a "Seabee" in WWII. We moved from Aunt Wilma and Uncle Bo's house in Richmond to Uncle George and Aunt Elizabeth's home in Centerville. They lived at 109 East School Street (Now 105 East School Street). It amazes me today looking at that little house how we got all 8 of us in there. Of course

Dad and Uncle George was both in the U.S. Navy, but still with Mom, Bob and I plus Aunt Elizabeth, Barbara, Darrell, Bill and Gordon there wasn't much room left over. But we managed. I was only three years old so my memory is kind of sketchy. One story is when we were all sitting at the kitchen table for breakfast. Just about everything was rationed because of the war. Each of us had our own glass jar

of sugar each month. I spooned mine into the cereal, the older ones poured theirs into their cereal. I guess I got the idea to pour mine into my cereal too. Yep, you may have guessed it. I poured the entire jar of sugar on my cereal, which soaked up the milk immediately and I ate my cereal without sugar until the next month. Some lessons in life are sour tasting. The Mapplewood Park hill was a favorite place to



Lions Club International - Bob Blue Shelter



Lions Club International - Merritt Sharp Shelter

MIGHTY MUFFLER
BRAKES • SHOCKS • TIRES

Complete Automotive Repair

"No Muff . . . Too Tuff!"

1440 N.W. 5th St., Richmond, IN
Darin Doner, Owner
765-966-6833

Pioneer Restaurant
Brookville, Indiana
(Behind the Courthouse)
765-647-7935

- Full Breakfast Menu (Mon - Sat)
- Daily Lunch Specials
- Open Early, Open Late (Mon - Sat 7am - ? Sun 12 - 12)
- Ice & Carry-out Available
- Where good food, friends & spirits come together
- Steak, Chicken & Seafood

"Great Weekend Boat & Bike Parking"

Riggle-Waltermann

MORTUARY, INC.
32 SOUTH ELEVENTH STREET
RICHMOND, INDIANA 47374
PHONE (765) 966-7684

N.F.D.A.
I.F.D.A.
www.riggle-waltermann.com



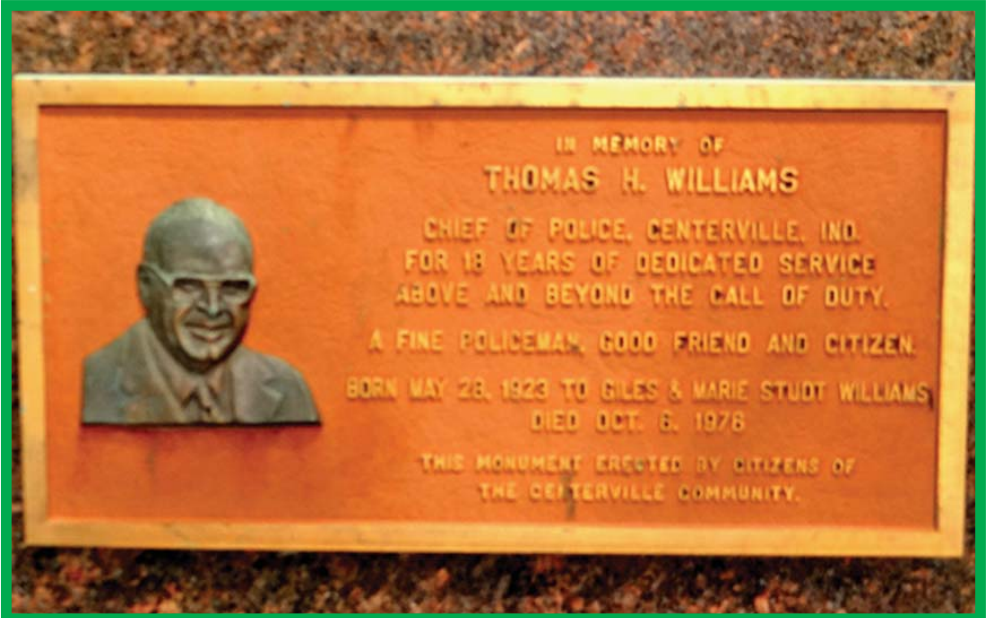
New Paddy's Run Bridge built after former bridge was washed away in flood.



All the Groups and People who helped get new bridge approved and



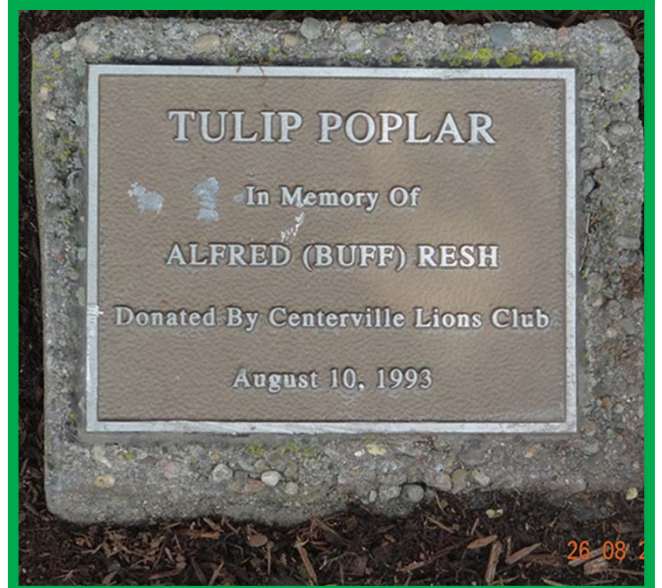
New Playground equipment built with safety in mind and handicapped accessible.



Memorial placed in Maplewood Park in Memory of Police Chief Tom Williams.



Left Photo: Performance Center Dedicated to Carl and Inezetta Stiver August 22, 2003. Also Presented to the Town of Centerville by Board of Directors of Archway Days Festival August 22, 2003. Center Photo: Maplewood Park Bridge Dedicated to Charlie Killen 2004. Right Photo: Tulip Poplar In Memory of Alfred (Buff) Resh. Donated by Centerville Lions Club August 10, 1993.



sled down. It seemed like we got more snow back then, than today. And of course back then there wasn't a playground to contend with. However if you over shot the bottom there was always a chance of landing in Paddy's Run.

I did a little research in the Library in their history book section finding a brief paragraph telling that in 1908 Dr. Calvin Woods who owned the Jacob B. Julian House at the time gave the back two thirds of his property to Centerville making it the size it is

today.

I remember back when I was in High School and worked at Ford's Grocery after school. When I got off from work I and many of my friends would go down to Maplewood Park and roller skate on the new cement skating rink. Sometime later I think it was Odessa Green and Mary Ruth McGraw who opened a food stand that was set up on the east side of the skating rink. They played popular music of the time for us to skate too.

Since that time the Lions Club added two shelters followed by the Performance Stage. Residents and visitors enjoy using the park for many reasons. When they added the playground (recently upgraded) scores of children can be seen having fun in it.

Archway Days and other special activities use the park through out the year. Many weekends, families can be seen utilizing the park for family reunions. It's a pleasant place to just sit and rest.

CONTINUED ON PAGE 30

TREE CITY METAL SALES

- Crews Available
- Metal Sales
- Vinyl Fencing
- Garages
- Pole Barns
- Garage Doors

Steve Wagler
50 W. 650 N. Greensburg, IN
812-663-4863 Cell: 812-525-6272

A-1 LOCK & SAFE SHOP
765-966-2597

Tri-County Awards
765-966-0757

SignGrafX
765-962-3636

THE GAD-A-ABOUT
CALL TOLL FREE 1-877-665-7237

1001 South "E" Street, Richmond, IN 47374

Troyer's Country Store & Bakery

DS Stoves In Stock Now
28 Deli Meats
45 Cheeses
Weekly Deli Specials
Daily Sandwich Specials
Roll Butter

Store Hours: Mon-Fri 8 am-5:00 pm / Sat 8 am-4:00 pm / Closed Sun
Deli Hours: Mon-Fri 8 am-4:30 pm / Sat 8 am-3:30 pm / Closed Sun
8 mi. North of Greensburg or 10 mi. South of Rushville on SR3
Call: 765-629-2604



The World War I Memorial is beautiful and well placed in Maplewood Park. However I would suggest since no one can see the bottom of the Memorial the evergreen bush be trimmed or removed so the bottom can be seen. Our Town Clerk suggested that two smaller evergreen bushes be placed, one on the south side and one on the north side, leaving the center open so visitors and residences can view the entire Monument as intended by those who erected the Monument after World War I.

Maplewood Park

CONTINUED FROM PAGE 29

The new restroom facility was a huge improvement too.

Yes Maplewood Park has come along way from 1907 and I'm sure it will continue to serve our community for years to come. ■

Outdoors with Rich Creason

CONTINUED FROM PAGE 20

each room or delivered to us at the Sandbar. This is the upstairs bar which has great food and cold drinks.

As always, when we come in from a day on the water, we retire to the Sandbar for free popcorn and cold drinks. As the other dining areas, this room overlooks the river so you can watch the activity on the docks, fisherman on the river, and gulls flying just outside the window.

It was time to return to our villa, clean some of the fish, worm, and sweat off in the shower, and return to the Riverside for our evening meal. As we ate, we discussed staying another day before heading home. Unfortunately, Susie had to start back to work.

If you would like to spend a few days at a great setting, eat some fine food, and experience some outstanding fishing, go to www.sportsmanslodges.com for all the information you need, or you can call 1-800-862-8602.

As an outdoor travel writer, we travel to many places, all over the states and Canada. If we return to someplace the second time, it must be good. If we go back to a location numerous times, I would highly recommend it to my friends. Sportsman's Lodge is one of those places.

The author may be reached at eyewrite4u@aol.com. ■

Roaming The Outdoors

CONTINUED FROM PAGE 27

NEXT MONTH I WILL BE WRITING ABOUT GETTING TOGETHER WITH JACK AND PATTY PETRUSKA

I was hoping to have room enough in this issue to tell you about Sherry and I finally getting to visit with Jack and Patty Petruska from Iron Minnesota. Jack and I was stationed in England together at RAF Chelveston and Alconbury in the early 60's. We met in Birch Run,



HARRY ANDERSON
LEE BLACK
WALTER BOOTH
HORACE BOWMAN
LEONARD J. BOVAL
FRED A. BOVAL
CLARENCE E. BLUE
CEVERETT BUHL
RAY H. BOWMAN
LEROY BELLEW
GEO. W. CULBERTSON
CARL C. CULBERTSON
VERT C. CONNER
JAMES O. CLARK
W^M CONKLE
FRANK CUMMINS
RAYBURN CASKEY
JAMES CALLWALDLR
VIRGIL CASTETTER
W^M T. CROUCH
PRENTICE CHAMNESS
CARL DARNELL
RODGER DRULEY
PETER DOHERTY
CHARLES DOHERTY
T. JULIAN DUNBAR
GEO. W. DINWIDDIE
GLEN DILLON
CLARENCE ENDSLEY
EMIL E. FILBY
FRANK FRANCHER

W^M FISHER
CLYDE FLOOK
† ROBERT FLOOK
CHANLEN GRIGSBY
ROLLA GRIGSBY
DELMAR GRIFFETH
W. GLEN GELLINGER
EDWARD HENDRICKS
JESSE HAVILAND
LESTER HORT
IRA HUNT
★ PAUL M. HUNT
FRANK HENDERSON
HORACE C. HENDERSON
FLAVE J. HARVEY
J. KEITH HATFIELD
PAUL HARRIS
ALONZO L. JACKSON
WILLARD B. JESSUP
ISAAC JONES
+ WALTER JONES
ORVAL R. KINCAID
IVAL L. KINCAID
IVAN KING
ROBERT LAMB
VAN E. LUNDY
CLYDE B. LUNDY
HARRY C. LUNDY
↓ CHARLES LEWIS
EVAN J. MARTIN
↓ G. MURAL M^CKINNEY

HOWARD A. MEEK
PAUL D. MATHEWS
JESSE W. MATHEWS
JOHN R. MOULTON
THOMAS MORGAN
GUY M^CMATH
CALVIN MOORE
EDWARD NEFF
GEORGE O'MELLA
ROBERT O'MELLA
↓ HENRY PHILLIPS
WAYNE M. PHILLIPS
W^M PHILLIPS
ROBERT I PEELLE
ROBERT S PEELLE
ELMER ROHE
FRANK R. RYAN
EARL RHOADES
WALTER RENTFROW
ORVILLE RICHARDSON
ALDEN REYNOLDS
PAUL C. STEVENS
CECIL L. STEVENS
WALTER SPAHR
HERCHEL SHOWALTER
FLOYD SHOWALTER
HOWARD SMELSER
CARL VEREGGE
MARION WEISER
WALTER WISSLER
REX HUNT
LOWELL CULBERTSON

★ *KILLED IN ACTION* ↓ *WOUNDED* † *DIED IN SERVICE*
ERECTED IN HONOR OF THE MEN OF CENTER TWP.
WAYNE CO. IND. WHO ANSWERED THEIR COUNTRY'S CALL
TO SERVE FOR GOD AND HUMANITY IN THE
WORLD WAR 1917-1918
BY THE WAR MOTHERS & CITIZENS OF THIS TWP.

I have put this replica of the original World War I Memorial here so readers can see what the Memorial actually looks like from top to bottom.

Michigan last week. We had a great time. APPLICATIONS FOR WATERFOWL HUNTS

Hunters can now apply online for a reserved waterfowl hunt by visiting hunting.IN.gov and clicking on the "Reserved Hunt Info" link.

The online method is the only way to apply. Applicants must possess a hunting license that is valid for the hunt for which they are applying. To be accepted, applications must be completed by the application deadline.

Hunters will be selected through a computerized,

random drawing. Drawing results will be posted at wildlife.IN.gov within two weeks after application deadlines. An email will be sent to applicants when results are posted.

—Waterfowl hunt draw: Application must be submitted no later than Sept. 23.

Only one application per hunt is allowed. No changes can be made once the application is submitted. More information is at wildlife.IN.gov/5834.htm.

More information is at wildlife.IN.gov/5834.htm. ■

Plan your Indiana adventures at

www.INDIANAOUTFITTERS.com

INDIANA'S ONLINE OUTDOOR RECREATION GUIDE

Link up to us at www.INDIANAOUTFITTERS.com

Find all the info you need
with this **FREE**
Indiana Trip Planning Website!



Where do you want to go
this weekend?

Visit **www.INDIANAOUTFITTERS.com**



FREE! Indiana Cabin Rentals Guide
www.IndianaCabinRentals.com



Now finding cabin rentals is easy.

Use a clickable map of the state to find a rental cabin!



Looking for lodging with a hot tub?


Want a place by the water?

Find traditional log cabins, historic cabins, floating cabins, camping cabins, and unique rental homes throughout Indiana.



Why settle for a stuffy hotel room when there are options like this?

Rent your own private cabin!



Want a secluded cabin with peace & quiet?

Want a cabin near the heart of the action?



Need a pet-friendly cabin?

Want a basic camping cabin without all the frills?

www.IndianaCabinRentals.com

Find specials, pictures & links to cabin rentals around Indiana



Fall is HERE.
Get your supplies at
Fields Outdoor Adventures

126 South Perkins St.
Rushville, Indiana 46173
765.932.3964
www.fieldsoutdooradventures.com

Store Hours: Tues-Fri — 10 am to 6 pm.
Sat — 10 am to 5 pm. Sun — 1pm to 5pm

All items in stock at time of ad. Pricing valid while supplies last. Sorry, no rain checks or special orders. Not responsible for typo errors. Case quantities available on some ammunition.
This is just a sampling of the items available.
Sale prices not valid for gun trade ins.



Fields' Outdoor Adventures Shooting Preserve
27063 US 52
Laurel, IN 47024

Hunts \$95.00 Per Person
Fields Outdoor Adventures Shooting Preserve offers half day hunts (8am to 12pm and 1pm to 5pm) Closed on Sunday. Hunters can choose 4 Pheasants or 6 Chukars. Extra birds can be added to the hunt. (Pheasants are \$20.00 and Chukars are \$15.00). Extra birds on availability only. The hunt also includes free bird cleaning and bagging.

Guide and dog are \$25.00 per person. There must be a minimum of 2 hunters and a maximum of 4 hunters per hunt. Call for more details on a great South Eastern Indiana Upland Hunt.

Licensed Shooting Preserve

Call today to schedule your hunt
Ryan- 765-561-3139
Store-765-932-3964



**Under Armour Clothing
IN STOCK NOW**



Fields Outdoor Adventures Shooting Preserve
Come and enjoy upland hunting at its best in the beautiful rolling hills of Franklin County Indiana
765-561-3139

Fields' Shooting Preserve directions

Fields Outdoor Shooting Preserve is located a short drive from Indianapolis, take I-74 South to IN-244 E, Stay on IN 244 until you hit IN-52. Location will be on Left. Coming from Cincinnati you will take I-74 to IN-1/old State Rte 1 in Saint Leon. Take exit 164 from I-74. Then take US-52 W to Scott Rd. Coming from Richmond, take I-70 or I-40 to St Rd 3 toward Rushville and stay left at Y towards Brookville, IN on IN-52 for 12 Miles. Location will be on the Left Across from D&N Dinner.



BOOT SALE
Muck and Under Armour

Spanky's cell 765-561-3139 (Ryan)

Description	Model	Caliber	Sale Price
Woodsman	B-14	Various	\$849.99
Timber	B-14	Various	\$849.99
HMR	Tactical	Various	\$999.99



Scope Sale			
	Vortex Crossfire	3-9	\$149.99
		4-12	\$169.99
		6-24	\$279.99
	Bushnell Banner Blister Pack	3-9	\$49.99
		Box	\$79.99
	Trophy	3-9	\$74.99
		4-12	\$174.99
	Legend	3-9	\$149.99

10% OFF Leupold and Redfield

HUNTING SUPPLIES IN STOCK



PX28	\$74.99	G34 Pro	\$129.99
GX45NG	\$199.99	G42C	\$149.99
G42NG	\$139.99	Viewer	\$99.99

Hornady Ammo	
Caliber	Sale Price
.357 FTX 140 Gr	\$15.99
.460 S&W FTX	\$24.99
.30-30 MonoFlex 140 Gr	\$19.99
.30-30 FTX 160 Gr	\$19.99
6.5 Crdmr 129 Gr Interlock (81489)	\$17.99
6.5 Crdmr 140 Gr ELD Match (81500)	\$24.99
.308 Win American	\$17.99

AMMO SALE		
Manufacturer	Caliber	Sale Price
CCI Blazer Brass	.9MM 115 Gr FMJ	\$200
CCI Blazer Brass	.45 ACP 230 Gr FMJ	\$350
CCI Blazer Brass	.40 S&W 165 & 180 Gr	\$320
Federal	AE223J, .223 55Gr FMJ	\$300
Federal	RTP 5.56 55 Gr FMJ	\$300
Federal	RTP .38 SPL 130 Gr	\$280
Federal	RTP .380 ACP 95 Gr FMJ	\$280
Remington	Sluggers 20 Ga	\$2.75/5 Rds
Remington	.308 Win 150 Gr Core Lokt	\$17.99
Remington	Premier .243 Win 80 Gr Copper Solid	\$23.99
Federal	.308 Win Gold Medal Match 168 Gr BTHP	\$24.99
Hodgdon	Triple 7 Loose FFG/FFFG	\$19.99