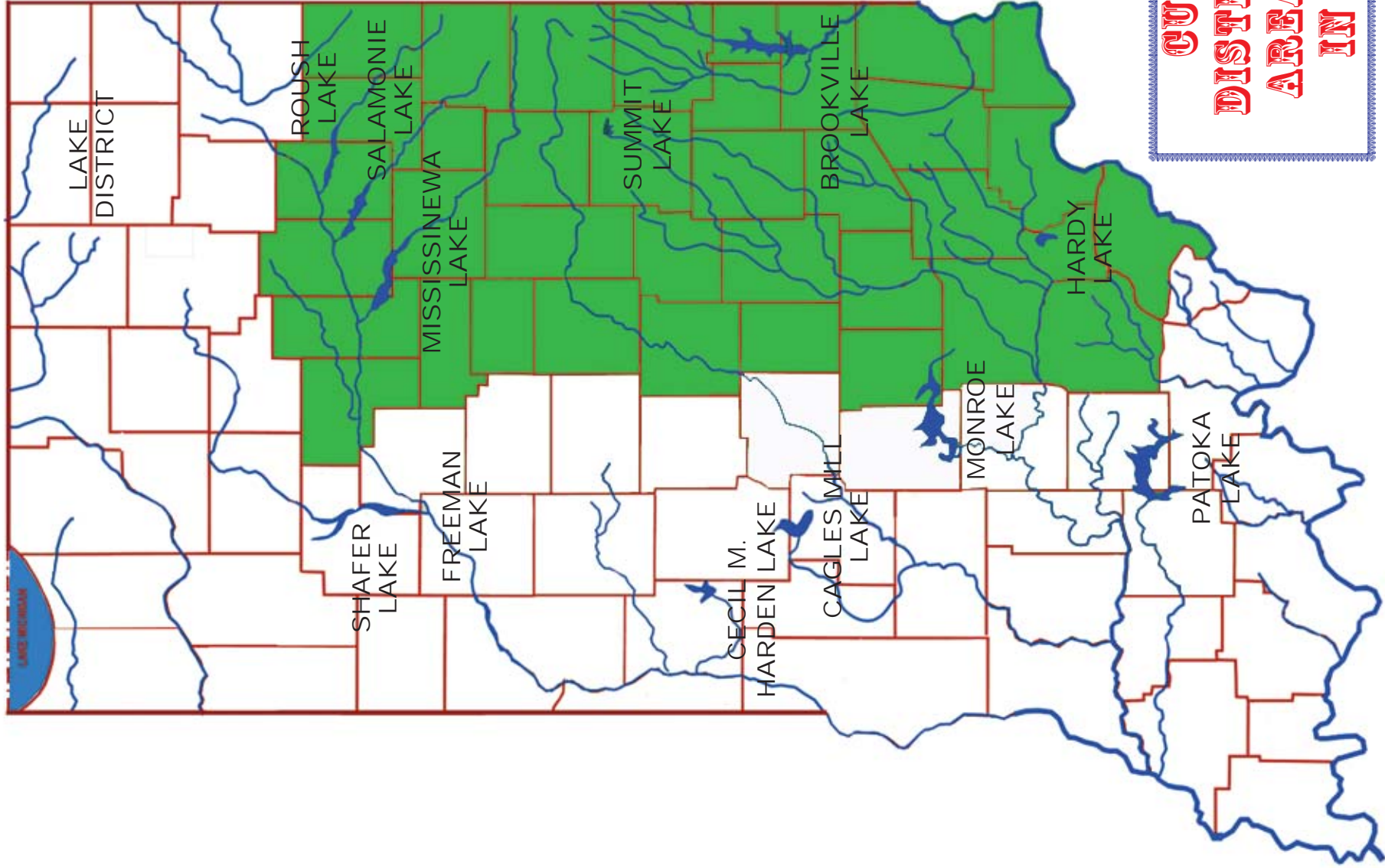


READ THE GAD-A-BOUT FOR FREE AT www.thegadabout.com

CALL 765-960-5767 FOR ADVERTISING INFORMATION OR E-MAIL: raythegadabout@gmail.com
CURRENT DISTRIBUTION AREA SHOWN IN GREEN, ADVERTISER INDEX SEE PAGE 2,



YOU CAN PICK UP A FREE PAPER COPY OF THE GAD-A-BOUT AT MOST ADVERTISER LOCATIONS SEE PAGE 2 FOR CURRENT LIST OF ADVERTISERS OR YOU CAN READ IT FREE ONLINE



READ FOR FREE AT:
www.thegadabout.com

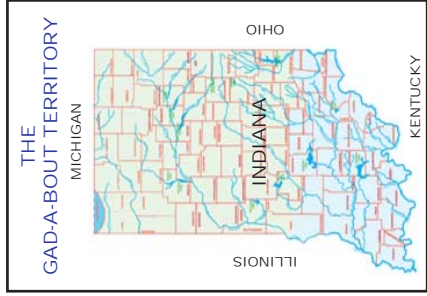
CURRENT DISTRIBUTION AREA SHOWN IN GREEN

READ THE GAD-A-BOUT FREE ON LINE
CLICK HERE www.thegadabout.com

TAKE ONE IT'S FREE

THE GAD-A-BOUT™ NOVEMBER 2018

EXPLORING RECREATION OPPORTUNITIES IN THE GAD-A-BOUT TERRITORY



AIR FORCE BUDDIES REUNITE AFTER 55 YEARS, IN BIRCH RUN, MI. AWARD WINNING COMFORT INN - SEE PAGES 13-16



TERRY CAUGHT THESE NICE CRAPPIE IN SALAMONIE RESERVOIR - SEE PG 18-19

ADVERTISER INDEX PG 2 / ARTICLE INDEX PG 3

INDIANA WALLEYE ANGLERS ASSOCIATION AND WILLOWPINE OUTDOORS

Present

Brookville BASH

OPEN EVENT • BENEFIT • NTC SIDEPOT
BROOKVILLE LAKE NOV 11, 2018

BROOKVILLE BASH NOVEMBER 11, 2018 OPEN BENEFIT ON BROOKVILLE LAKE - SEE PAGE 26



DEER WHISTLE
SEE PAGE 3



YOU CAN AVOID THIS HAPPENING TO YOU BY USING THE DEER WHISTLE I USE - SEE PAGE 3

READ ABOUT COVER PHOTOS ON PAGE 3

TO ADVERTISE IN THE GAD-A-BOUT SEE PAGE 2 • CELL 1-765-960-5767 • WEBSITE: www.thegadabout.com • E-MAIL: raythegadabout@gmail.com

INDIANA

ANDERSON

9 Guns Pg 25

BATESVILLE

French's Locker LLC Pg 25

BROOKVILLE

52 Pik-up Convenience Store Pg 5

Brookville Lake Guide Svc Pg 5

Dairy Cottage Pg 10

Pioneer Restaurant Pg 19

RE/MAX Preferred Choice Dennis Kolb Pg 12

BROOKVILLE LAKE AREA

Barton Bay Pg 10

Dave's Triangle LLC Pg 8

Frames Outdoor Pg 6

Jay's Midlake Bait & Tackle Pg 8

Parkside Marine & More Pg 3

Quakertown Marina Pg 4

Steve's Marine Pg 11

BUTLERVILLE

Butlerville Grocery Pg 20

CAMBRIDGE CITY

A - T & I Service Pg 9

Fab-Tech AR500 Shooting Targets 16

CENTERVILLE

Mills Funeral Home Pg 15

CONNERSVILLE

Fayette County Museum Pg 22

Matt's Custom Guns 9

DEPUTY

Deputy Big Shot Pg 18

Marion's Greenhouse Pg 4

DUBLIN

Rihm's Meat Processing Pg 19

FOUNTAIN CITY

Texas Jack's Lock Stock & Barrel 10

GREENFIELD

Highsmith Guns Pg 22

Jensen's Pawn & Guns Pg 9

GREENSBURG

Guns & Tackle, Inc. Pg 19

Tree City Metal Sales Pg 7

HARDY LAKE

Pioneer Village Pg 19

INDIANAPOLIS

Indiana State Police Pg 6

www.IndianaOutfitters.com Pg 27

KNIGHTSTOWN

Knightstown Meats & Catering Pg 2

McDonald's Bait and Tackle Pg 2

KOKOMO

Joe's Beef Jerky Pg 12

Martino's Italian Villa Pg 12

LAKE MICHIGAN AREA

Brother Nature Charters Pg 11

LIBERTY

Bertch Hardware Pg 26

Carl Sharp State Farm Pg 19

Liberty Restaurant Pg 20

Pizza King Pg 17

Woodruff's Supermarket Pg 17

LOGANSPOUT

Dale Hardy Supplies Pg 22

MARION

Riverside Sporting Gds Pg 4

METAMORA

Opry Barn Bluegrass Nights 3rd Sat. Pg 7

MILROY

Milroy Shoes Pg 4

Tri-County Outdoor Power Equipment Pg 5

Troyers Country Store & Bakery Pg 7

NOBLESVILLE

Log Home Center Pg 26

NORTH VERNON

Ebbing Auto Parts Pg 20

J & L Sporting Goods LLC Pg 24

PORTLAND

1 Shot Sports Pg 10

REDKEY

Hatzell Bros Roofing Pg 21

RICHMOND

Army Navy Store Pg 13

Best Stop Auto Care Pg 26

Cabinet Factories Outlet Pg 14

Davis Transmission Pg 13

Mendenhall Hardware Pg 7

Merkamp Sales & Service Pg 3

Mighty Muffler 13

Prairie Wolf Gun Repair Pg 8

Riggle-Waltermann Mortuary Pg 16

Tri County Awards Pg 16

Wildfire Motors Pg 15

RIDGEVILLE

Heritage Goodhew Metal Roofg Pg 22

RUSHVILLE

Davis Recovery & Towing Pg 9

Fields' Outdoor Adventures Pg 28

SALAMONIES LAKE AREA

Bozarth Country Store Pg 18

S & S Bait & Tackle Pg 24

SCOTTSBURG

C & T Cycles Pg 23

Scotts Ace Hardware Pg 4

SHELBYVILLE

Blue River Arms, LLC Pg 24

The Gun Den Pg 21

SUMMIT LAKE

Gittin' Jiggy With It B&T Pg 26

WEBSTER

C & C Webster Store 25

WILLIAMSBURG

Glicks' Deer, Beef, Pork Processing Pg 10

J D Farm Supply Pg 14

KENTUCKY

UNION

Knot Marine Pg 7



McDonald's
Bait and Tackle

Live & Artificial Bait
Open 7 Days at 7 A.M.
Home Processing Supplies
Excellent Sausage & Jerky Seasonings,
Casings, etc. — *"Check us out!"*

15 W. Grant Street
Knightstown, IN 46148
765-345-2074



KNIGHTSTOWN LOCKER MEATS AND CATERING

8037 South 575 West, Knightstown, Indiana 46148

765-345-2410 or 1-800-718-6010

www.ktownmeatsandcatering.com

Directions: 1 Mile North of US 40 on County Road 575 West – East of Knightstown

Dan Titus Owner/Operator for 30 Years

DEER PROCESSING includes skinning, cleaning, cutting, wrapping & freezing

Cape removal for mounts (must be picked within 24 hrs. of drop off)

We offer a variety of summer sausages and snack sticks along with many specialty products

Summer Sausage:

Regular

Hot Summer Sausage

Cheddar Cheese Summer Sausage

Jalapeno Cheese Summer Sausage

Habanero Cheese Summer Sausage

All summer sausage comes in approximately 2# rolls

Snack Sticks:

Regular Snack Sticks

Hot Snack Sticks

Snack Sticks with Cheddar Cheese:

Snack Sticks with Jalapeno Cheese

Snack sticks come in 10 sticks/pound

Deer Specialty Products:

Deer Brats • Deer Bacon • Skinless Smoked Sausage

Deer Jerky • Smoked Ham

DEER TRIMMINGS: We accept CLEAN, BONELESS, FRESH OR FROZEN deer meat for processing into product. Please use clear plastic food grade bags or containers to store your trimmings. We will **NOT** accept meat in TRASH BAGS because of the chemicals used to produce these bags. Metal Tag Number or Confirmation Number is required with trimmings. NOTE: Jerky is made from the whole round. Bring entire ham whole with bone in for jerky.

24 HOUR DROP OFF COOLER AVAILABLE

DEER MUST BE TAGGED WITH THE ONLINE CONFIRMATION NUMBER TO USE DROP-OFF OPTION

Hours: Mon-Wed-Fri 8AM – 6 PM; Tues-Thur 8AM-5 PM Saturday 8AM-Noon; Closed Sunday

OPEN EXTENDED HOURS AND ON SUNDAY'S DURING FIREARM SEASON



NOVEMBER 2018 • Volume XXVIII • NO. 344

Created in 1990 & Published Monthly by Kentucky Colonel Ray Dickerson

Or by the name given to me by Golden Eagle in 1995 LOKA'DWE ICHUTAKU YUSHEDON' Translated "Man who gets things done!"

105 East South Street, Centerville, IN 47330 TO CONTACT THE GAD-A-ABOUT

Cell: 765-960-5767 Office: 765-855-3857

TO PLACE AN ADVERTISEMENT CALL RAY'S CELL: 765-960-5767

Website: www.thegadabout.com

*E-Mail: raythegadabout@gmail.com

Facebook: www.facebook.com/thegadabout

COPYRIGHT BY GADCOE 2018

DISCLAIMER: The ideas and opinions expressed by the writers appearing in The Gad-about are not necessarily the same as the publishers.

MERKAMP Sales & Service advertisement featuring logos for Honda, Kohler, Snapper, Simplicity, Briggs & Stratton, Tecumseh, and Lawn-Boy. Includes address: Jct. HWY 35 North & 38 Richmond, IN 47374 765-962-2048.

THE GAD-ABOUT IN THIS ISSUE

SPECIAL FEATURES

"Reuniting With Friends" A Reunion Fifty Five Years Since Ray and Jack Saw One Another 1963 - 2018 by Ray DickersonPage 13-16
Joel & Linda Willis Welcome You To Their Sporting Goods Store In North Vernon, Indiana by Joel WillisPage 24-25

REGULAR FEATURED WRITERS

Table listing various articles and their authors, including 'ROAMING THE OUTDOORS', 'BROOKVILLE LAKE', 'INDIANA STATE POLICE', etc.

GAD-A-ABOUT DEPARTMENTS

Advertiser IndexPage 2 Gad's Corner PhotosPage 9


ABOUT THE COVER PHOTOS

Top Left: 2018 Choice Gold Award presented to Cathy Konieczny, General Manager of the Birch Run, MI. Comfort Inn where former Air Force buddies Jack Petruska and I met for the first time in 55 years since I left RAF Alconbury England in 1963. See Pages 13-16. (Photo by Ray Dickerson)
Bottom Left: Terry Shannon caught these nice crappie in Bozarth's Sept. 29 crappie tournament. See Page 20 & 21. (Photo by Ryan Pershing)
Top Right: All anglers are invited to Brookville Lake on November 11, 2018 for the Brookville Bash Walleye fundraising tournament! This benefit helps fellow angler, and friend, Matt Brennen. Matt is a member of the Indiana Walleye Anglers Association, and is fighting to "Whoop" cancer! See Page 26 (Indiana Walleye Anglers Association Poster)
Bottom Right: My good friend Jack Petruska sent me

this deer photo in 2007 after Jim Eubank sent me his e-mail address. Jack lives in Iron, Minnesota. See page 13-16 to read all about Jack and I in England 1960-63. (Photo by Jack Petruska, Iron Minnesota)
Deer Whistle Pic: I won't drive down the road without a deer whistle like the one shown on the front cover of this issue. This deer whistle works not only for deer, but also most other wild animals in Indiana. I can't remember the last wild animal I hit since putting this deer whistle on my vehicles in 2005. I also put one on the wife's car. You can purchase one locally at Mendenhall's Hardware at 125 S.W. 5th St., Richmond, IN 47374. Call 765-962-4842, see their advertisement at the top of page 7 in this issue. You can order by phone to Living Products LLC 1-(303) 838-4083, E-mail: info@deerwhistle.com or on line "Save-A-Deer by Living Products, LLC. https://deerwhistle.com/companyinfo.html .

Large advertisement for Parkside Marine & More, Inc. featuring Crestliner Boats and Harris Pontoon boats. Includes text: "NEW 2019 MODELS ARRIVING", "CLOSEOUT ON 2018 MODELS MANUFACTURERS DISCOUNT TOO!", "CLEAN, SHRINK, STORE, WINTERIZE FULL SERVICE". Address: 7191 FOX RUN RD BROOKVILLE, IN 47012 765-647-4619.

Roaming The Outdoors



by Ray Dickerson
The Gad-a-bout

FOR SOME TIME I'VE BEEN TRYING TO LOCATE AND GET TOGETHER WITH AIR FORCE BUDDIES I SERVED WITH

Call it what you want, but for quite a long time, mainly since retirement age I've yearned to find and get together with former Air Force friends. I remember the many times when you were transferred, a buddy left or other thing that separated you from a friend took place. You, he or she would say, "See you later," or "Be seeing' you," "Bye for now," or something similar. When you know you will probably never see them again. Friendships in the military are fluid, here today and gone tomorrow or worse.

In the centerfold in this issue I've written about a reunion with Jack and Patty Petruska. Jack and I were in the Air Force in England, me from 1960-63 and for him 1960-64. See Pages 13 thru 16. I didn't have room to put some photos about that period so I'm going to put some of them here on page 4 & 5.



This is the only photo I have of my faithful ole' 1956 Ford Popular in England, I can still remember the license plate number RXE-501. It was only six years old when I bought it for \$250 from A/2c D.C. Griffin who was rotating home. I sold it for \$75 in 1963 just before going home. It was an export model with the drivers wheel on the left and had turn signals on each side just behind the front windows. They looked a little weird, but I didn't have to make arm signals.



The first time I visited Raunds Bob Everett and I rented bicycles from the RAF Chelveston hobby shop and rode them there. After I bought the car at left, I and many of my friends spent a great deal of time in the Red Lion Inn playing darts, dancing or just visiting. I took this photo in 1962. Not a bad photo for a cheap little camera. I always wanted to go back and visit England so I could visit all the places I had visited back then, so many memories, so far away now. See pages 13-16 for more memories. (I don't normally publish photos of alcoholic beverages, but I'm making an exception for this one. You had to duck going in the front door if you were tall!)

CONTINUED ON PAGE 5

Marion's Greenhouse

4 miles North of 256 on Hwy 3, Deputy, Indiana
812-866-2856/701-2240

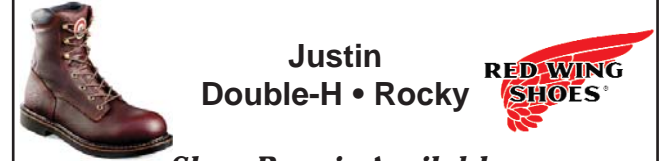
— FALL MUMS —

Many Different Varieties

• UNIQUE PUMPKINS & GOURDS

• FRESH WREATHES & GREENERY

• ALL OF YOUR GARDENING NEEDS!



Justin Double-H • Rocky



Shoe Repair Available

MILROY SHOES

9214 S. State Rd. 3, Milroy, IN 46156

Mon-Thur 8 - 5 / Fri 8 - 6 / Sat 8 - 3 / Closed Sun

VISA MasterCard (765) 629-2109 DISCOVER American Express



A very important intersection when I was stationed in England, especially at RAF Chelveston. The Red Lion Inn that is sitting at this corner is a new one and is nothing like the one I frequented back in the 1960's. The original Red Lion Inn was a white building and a bit smaller I think. Back then it was owned by Bob and Edna Graham. See above photo of Bob and Edna taken in 1962. They were good friends. At this intersection I have destinations I traveled to and from RAF Chelveston marked. (Photo by Graham Hanson who lives in Raunds now, he sent me this photo. He reads The Gad-a-bout now.)

Riverside Sporting Goods



1811 N. Washington St.
Marion, IN 46952 • 765-662-1590

Family Owned & Operated
Manager: Chad Phillips

Fishing • Live Bait • Tackle • Propane
Ice • Hunting • Guns • Ammo • Archery
Personal Protection • Canoe Rental
U-Haul Rental - 765-664-7939

ACE Scotts Hardware

Junction 31 & 56, Scottsburg, IN
812-752-2991

- WE CARRY A FULL LINE OF RIFLES, SHOTGUNS, HANDGUNS & AR'S
- OUR SHELVES ARE FULL OF AMMO, OPTICS & ACCESSORIES
- WE HAVE EVERYTHING FOR YOUR HUNTING, FISHING & SHOOTING NEEDS
- NOW BUYING GINSENG & YELLOW ROOT

HOURS: 7 AM - 8 PM MON. - SAT. / 8 AM - 6 PM SUN.

QUAKERTOWN MARINA

Located on beautiful Brookville Lake at the peaceful North end...Quakertown S.R.A.
Liberty, Indiana Ph: 765-458-6490
www.quakertownmarina.com

1977 Stardust Cruiser Houseboat, 45 x 13, Volvo Engine, 2001 AC/Gas frig./freezer, 2005 Westerbeke Generator, Inside newly remodeled, 2010 New Front enclosure, 2013 New Air conditioner, Hot water heater, shower, much more.....
Reduced Now Asking \$21,000.00

WINTERIZING SERVICE

OUTBOARDS
I/O INBOARD
WATER SYSTEM
GENERATORS
PULL (Other than Houseboats)
WINTER STORAGE
PRESSURE WASH BOTTOMS
SHRINK WRAP

OUTDOOR STORAGE AVAILABLE

REMINDER:
Quakertown Marina also has a "Certified Mechanic" on duty
765-458-6490

So You Wanna Catch More Fish



by **Tag Nobbe**

Professional Fishing Guide

Fishing Brookville Lake in November

Cold weather fishing on Brookville lake requires good everything. A good tow vehicle, a good boat, and good electronics. In the winter the lake is being drawn down to winter pool. This starts around October 15th and usually goes through November. As this happens it creates a slick moss line on the boat ramp at the waters edge at all the ramps. If you don't have a 4-wheel drive tow vehicle your odds of getting your boat out of the water can be sketchy at best. If you find yourself stuck at the ramp with your

rear tires in this moss line, please do me a favor and just put your foot on the brakes. The harder you push on the throttle just means the faster you're going to lose your vehicle in the lake. When you put your foot on the brakes it locks up all four wheels and the front wheels that aren't in the moss line will hold you from slipping in the lake. From here the best way is to ease your vehicle out of the moss line. If your back tires start to spin hit the brakes and start over. The key is to pull forward without the rear tires spinning in the moss line. Its always a good idea to carry a bag of sand in your vehicle for just such occasions.

More than likely there's not going to be a lot of people around for help so its best if you're self-sufficient. A trick I use to not forget to put the plug in my boat is, I never leave the plug out of the boat. When I pull my boat out of the water I pull the plug to check for water then I simply put it back in. Another good thing to do is invest in on board battery chargers. They not only charge your batteries, they also act as battery tenders. This way when you get to the lake your batteries are always fully charged and ready to go. Some of the things you need to carry in your boat are a good working fire extinguisher, a paddle, a tow line, an anchor, and a bright orange distress flag. This way if you are broken- down people will know it. I remember fishing in November 20 years ago and came up on two guys paddling a broken-down john boat with the backs of two kitchen chairs they had in the boat to set on. They were sure glad to see me and my tow rope.

As far as electronics go Lowrance, Hummingbird, and Garmin are 3 popular ones in this area. A lot of what you pay for is the screen size. A lot of the new versions have the depth finder and GPS built into the one unit and use a split screen to view both screens at the same time. The problem is, if you buy a small screened unit and you split the screen in half its hard to see. If you don't split the screen you can only look at one or the other. Your three options are buying two small units mount them side by side and display the depth finder on one and the gps on the other. Buy a big unit and split the screen or deal with the one small unit. I guess it really comes down to what you can live with. I have seen some boats with 2 12-inch units mounted side by side on the dash and a 16-inch unit mounted on the bow of their boats. Sometimes I think all you need to do is see the bottom and just see how deep it is. But in November when the fish are deep hold on the bottom next to small brush piles or holding tight to drop off ledges or you're just looking for fish its good to have a screen you can see.

Tag


If you need more info go to my web site www.brookvillelakeguideservice.com.

To schedule trips contact me at tagnobbe@gmail.com or call my cell 765-265-3238

I guide fish for walleye, and crappie starting in mid-April till the end of December 7 days a week on Brookville lake. We fish out of a 2017 pro V 2075 with a 250 Honda outboard engine. I supply everything all the way down to cleaning the fish. I can take 1 - 5 people. The price is according to how many go \$500.00 for 5 people \$450.00 for 4 people \$375.00 for 3 people \$325.00 for 2 people and \$275.00 for 1 person. We start at 7:00 am and fish till 1:00 pm to schedule trips call my cell 765-265-3238 or tagnobbe@gmail.com.

Roaming The Outdoors

CONTINUED FROM PAGE 4



From left to right: Robert Everett from Saginaw, MI, Ray Dickerson, I'm the one being bitten by the parrot, and Oleen J. Fritz from St. Louis, MO. We were on a Service Club trip from RAF Chelveston. (Photo by Vendor probably in 1961)

CONTINUED ON PAGE 19

BROOKVILLE LAKE GUIDE SERVICE



Tag Nobbe
Owner & Guide

6 Hour Trip Rate

(Rates subject to change without notice)

- 1 Person \$275.00
- 2 People \$325.00
- 3 People \$375.00
- 4 People \$450.00

A non refundable \$50.00 deposit is required for booking.

Cancellations within 48 hours of your date will be credited towards a future guide trip.

Fishing Seasons

April - December Walleye Charter Seasons
April - October Crappie Charter Season
Mix any of the above in the same day

Contact me for your fishing trip by
Calling my Cell: 765-265-3238

E-mail: tagnobbe@gmail.com or

Website: www.brookvillelakeguideservice.com

Fully licensed & insured for 17 years now.

BLOWOUT SALE



ODES 2018 UTV Models

Free Upgrades/Huge Rebates

0% Financing Available

(765) 629-2152

Tri-County, 7957 South St Rd 3, Milroy, IN



When it comes to fueling your outdoor needs

Gasoline • Fresh Coffee • Deli Style Sandwiches • Fountain Drinks • Snacks • Sporting Goods
Live Bait & Tackle • Guided Fishing Trip Information • Hunting & Fishing Licenses • Check Station and More



Brookville, Indiana

Brookville Lake Guide Service

Guide: Tag Nobbe

Cell: 765-265-3238

Web: brookvillelakeguideservice.com

Near Brookville Lake just south of Brookville on U.S. Hwy 52 (765) 647-3600

News from the Indiana State Police



by **Sergeant John D. Bowling**
Public Information/Recruiting Officer

Indiana State Police Partners With Texas Roadhouse to Benefit Special Olympics

Richmond – Back on June 28th and again on September 26th from 4 p.m. to 9 p.m., troopers from the Pendleton District along with staff members at the Richmond Texas Roadhouse location at 3799 National Road East collected tips from Texas Roadhouse customers for donations to help over 14,000 athletes with the Special Olympics Indiana.

During the weeks of June 24th through June 30th, and September 23rd through September 29th the Indiana State Police partnered with Texas Roadhouse Restaurants around the state for the annual Tip-A-Cop event to raise funds for the Special Olympics Indiana. Special Olympics Indiana is a not-for-profit organization that provides year-round sports training and athletic competition in more than 20 Olympic-type sporting events for children and adults with intellectual disabilities. Special Olympics reaches more than 14,000 athletes across Indiana.

Tip-A-Cop® is part of the annual Law Enforcement Torch Run® (LETR) campaign. LETR, which includes an international series of relay runs and special events like Tip-A-Cop®, is presented by more than 144,000 law enforcement officers worldwide to help raise money and public awareness for Special Olympics. LETR is the largest grassroots fundraiser and public awareness vehicle for Special Olympics through which funds raised go directly to local programs in the states where the funds are generated.

The Superintendent of the Indiana State Police, Doug Carter, said, “The Indiana State Police, and law enforcement in general, have a bond with Special Olympics and are pleased to be part of the tip-a-cop fund raising event.” This year continues to build the strong law enforcement Tip-A-Cop tradition benefiting Special Olympics of Indiana.

Texas Roadhouse customers were encouraged to donate gratuities in envelopes marked for the Special

Olympics, leaving them with troopers at the door as they left the restaurant. Each donation helps to raise funds and awareness for adults and children with intellectual disabilities. Throughout its history, the Tip-A-Cop fundraising event with various restaurant partners, has generated over \$2.5 million for Special Olympics.

The Pendleton District alone raised just over \$2,000 for Special Olympics Indiana, and thanks to Texas Roadhouse and officers from around the state the fundraiser made more than \$20,000 statewide. For more information about Special Olympics Indiana or to host a fund raising event, please contact Stephanie Manner, Manager of Community Partnerships (LETR) at (317) 713-4291.

Help Put an AED in Every State Police Patrol Car, Participate in the “Bolt For The Heart” Fun Run

Looking for a fun way to get some exercise and help put an Automatic External Defibrillator (AED) in the patrol cars at the Pendleton District State Police Post? The “Bolt For The Heart” 5K fundraising event is held in Carmel on the Center Green at 9 a.m. every year on Thanksgiving Day.

If you can’t make the Thanksgiving Day run in Carmel, you can sign up to do the “5K Virtual Run” which you can do anytime and anyplace between now and Thanksgiving. You receive a medal and runner’s bib for signing up for the run, with options to buy shirts and hats. For a local option you can join Pendleton Troopers as they run 3.1 laps around Baker Park between 7 a.m. and 10 a.m. on October 20th. A trooper will be present on the east side of Baker Park from 7 a.m. to 10 a.m. to answer any questions about AED’s.

If you don’t want to run but would still like to help out, you can by making a donation of any amount. To register for a “Virtual Run” or to make a donation in any amount go to this link [To Donate or Run Click This Link and Then Click the “Donate” or “Virtual Run” Tab](#) All funds raised from the run or donations will go towards the purchase of additional AED’s for law enforcement.

The 5K run is self-paced and is a great way to put down the electronics and do something fun as a family while supporting a worthy cause that could save a life. Lt. Tony Delello, commander of the Pendleton State Police Post commented, “We are grateful for the partnership with Bolt for the Heart and appreciate the community support to raise funds for this life saving equipment.” Lt. Delello concluded, “We know everyone has busy schedules, so if you can’t join us on the run date, we hope you’ll consider a donation of any amount to help reach our goal.”

More about Bolt For The Heart

Bolt For The Heart is a non-profit organization serving Indiana. **HeartReach Carmel** was established in 2010 by Pierre Twer and friends and is an extension of Heart Reach Michiana which was founded by Dr. Walt Halloran and friends in 2004. Heart Reach was established to keep monies raised locally to stay locally and impact the community close to home.

[More Info Here](#)

More about AED’s

An AED is a portable Automated External Defibrillator used to restart someone’s heart in the event of sudden cardiac arrest (SCA). Each year sudden cardiac arrest kills 335,000 people of all ages and fitness levels without warning. Ninety five percent of those who suffer from SCA die because CPR and defibrillation usually occur too late, if at all.

If the first person on the scene knew CPR and applied an Automated External Defibrillator within 5 minutes, the AHA estimates that at least 40,000 more lives per year could be saved. Calling 911 and performing CPR are not enough. Most victims need an electric shock called defibrillation to restore the heart to a regular rhythm. By placing these devices in the hands of first responders and trained individuals in public locations we are increasing their chance of survival.

[Detailed Information At This Link](#)

More about BFTH’s Partnership with ISP

Since 2015 Bolt For The Heart has partnered with the Indiana State Police with the stated goal of placing an AED in ISP patrol cars. Thus far more than 200 AED’s have been purchased and placed into service with the Indiana State Police. In 2017 3,000 participants help donate 97 AED’s to Indiana State Troopers. The goal for 2018 is to raise \$200,000, to purchase 134 AED’s to “finish the job” by putting an AED in every State Police car. ■

**PLEASE SUPPORT THE
ADVERTISERS IN THE GAD-A-BOUT
WITHOUT THEM YOU WON’T BE
READING IT ANYMORE-THAT’S A FACT!**




Frame's Outdoor
Remington
COUNTRY

- Fishing • Hunting
- Rifles • Shotguns • Gun Safes
- Camping • Firewood
- Archery Range • Live Bait
- Western Wear & Gifts

Whitewater State Park
Brookville Lake
Hunting & Fishing Headquarters
Deer and Turkey Check-In Station

Call: 765-458-7227
855 South State Road 101
Liberty, IN 47353
Website: www.frames-outdoor.com
E-mail: framesoutdoor@aol.com



**I AM
SUPPORTING
THE BOLT**

Indiana State Police supports the mission to place lifesaving AEDs in the hands of first responders throughout Indiana.

Doug Carter
Superintendent, Indiana State Police

5K Family Run / Walk
9AM Start Thanksgiving Day
Center Green in Carmel
BoltForTheHeart.Com

Mendenhall
True Value
 Help Is Just Around The Corner.
 **125 S. W. 5th Street**
Richmond, IN 47374
765-962-4842
 DEER WHISTLES ON SALE HERE

Metamora
 Indiana's Canal Town
Bluegrass Nights
 3rd Saturday of Month - Mar to Nov
OPRY BARN
 19189 Pennington Rd, Metamora
www.metamoraMPA.org

TREE CITY METAL SALES

 • Crews Available
 • Metal Sales • Vinyl Fencing • Garages
 • Pole Barns • Garage Doors
Steve Wagler
 50 W. 650 N. Greensburg, IN
 812-663-4863 Cell: 812-525-6272

Troyer's Country Store & Bakery

DS Stoves In Stock Now
28 Deli Meats
45 Cheeses
Weekly Deli Specials
Daily Sandwich Specials
Roll Butter
 Store Hours: Mon-Fri 8 am-5:00 pm / Sat 8 am-4:00 pm / Closed Sun
 Deli Hours: Mon-Fri 8 am-4:30 pm / Sat 8 am-3:30 pm / Closed Sun
 8 mi. North of Greensburg or 10 mi. South of Rushville on SR3
 Call: **765-629-2604**


MONTEREY BOATS

POLAR KRAFT
 Since 1951
 4895 BEAVER ROAD UNION, KY 41091 (859) 384-0634
 E-mail: robbie@knotmarine.com & robert@knotmarine.com Website: knotmarine.com

Indiana Department of Natural Resource News



by PIO Travis Stewart

Increasing Quail Numbers In A New Way

Autumn has arrived and the leaves are changing and falling. Temperatures are changing and days are shortening. This is nothing new to anyone who lives in Indiana and we are aware of the fact that snow may even start at some point this month. The crazy thing is while I write this article temperatures are near 90 degrees, in October!

I wanted to share some information about an upland game bird that I find very interesting and had the privilege of seeing a wild bird not too long ago. These birds have had a rough time here of late and the populations around me were on a slope and not looking good. Thanks to some fields being allowed to grow back into grasslands and support of game breeders who release some birds into the wild, bobwhite quail are slowly making a come-back.

It's nothing new for most of the readers to know that severe winters of the past hurt the quail populations. That, coupled with the growing crop fields and loss of fence rows have not helped either. Losing these grasslands, that are essential for growth and survival, has been noted as being the greatest threat for upland birds.

Even more surprising is that even their population decreased in comparison to years past, they are still the number 1 game bird in Indiana in popularity. They are the second game bird in number harvested, behind the mourning dove.

Now you may wonder, why not put a stop to harvesting the birds and close the season? Why not help manage the predators of these birds? Because those have demonstrated that they do not increase the number of quail.

What can be done is outlined in the 2018/2019 hunting guide. I don't want to just retype all the information in the guide but provide a reference as a way to help reestablish these bird in our area. The guide speaks of two new programs that help promote this very topic. The Grasslands for Gamebirds

and Songbirds Initiative (GGS) and Access Program Providing Land Enhancements (APPLE).

GGS is directed towards landowners who have an old field they've been mowing and want to do something different with it, or corners of fields that are unproductive, or any area that would be beneficial for the growth of grasslands. There are financial incentives to those landowners to help develop some new grasslands.

APPLE provides financial incentives to encourage landowners to allow limited public hunting opportunities on their land. There are some other details into both programs and for further information refer to the hunting guide.

A Change of Color

The second part of this article is geared towards our DNR properties. I sometimes get "cabin fever" during the colder months, and know that others have the same problem. Well this shouldn't be a problem, especially with all the opportunities that are available in this great state.

You can drive down the road during autumn and watch the leaves changing and see the multitude of colors they have to offer. But things go by too fast and sometimes you have to stop to "smell the roses". Now imagine those same changing of colors as you are taking a hike, bike ride, sitting around a camp fire, or visiting with friends.

Indiana has an abundance of opportunities to get outdoors and explore. With 28 state parks, 23 fish and wildlife areas, 15 state forest, 8 reservoirs, and 1 national forest. On top of that there are numerous nature preserves and state recreation areas scattered throughout. Each of these areas offer different events during the fall month. This link outlines the different events taking part through the state: <https://www.in.gov/dnr/park-lake/3282.htm>.

VisitIndiana.com created the top 10 places of fall foliage spots: <https://visitindiana.com/best-of-indiana/winners/9-fall-foliage-spots>.

Also don't forget that just because it gets colder outside doesn't mean you can't break out the ole tent and sleeping bags; that's what camp fires are for right!? If that's not your cup of tea, then some places offer cabins or lodges for sleeping convenience.

So get out there and enjoy what this great state has to offer.

As always, Stay Safe Indiana! ■

Editor's Note: As I read this article written by PIO Travis Stewart it reminded me of my very first article I wrote for the Graphic Press back in July of 1972. My subject was, why waste a lot of your weekend driving miles to a distant recreation destination outside Indiana when we have so many beautiful State Parks and Scenic Areas right here in Indiana.

KNOT MARINE

KNOTMARINE.COM

New and Used Boats
 Blackfin and Anglers Qwest Available
 Live Bait and Tackle Shop
 Service Shop (Honda, Mercury, Yamaha)
 Shrink Wrap and Winterizations
 Ship Store (Life Jackets, Floats)
 On Site Boat Ramp (1-Day or Season Pass)



FALCON BOATS




Qwest PONTONS



Top Left Photo: The only problems with disassembly was the rusted and frozen barrel band screws. I don't think the picture shows the extent of the exterior rust very well. The color of the table blends into the color of the rust. Top Right Photo: My experience has been that when the toe of the stock cracks and comes apart from the rest of the stock it's due to someone tightening the butt plate screw that is too large for the hole and expanding the wood causing it to crack along the grain of the wood. Bottom Right Photo: The bore had a fine layer of rust but cleaned up nicely. There was a layer of leading which indicated to me that the gun had a lot of use over the years. (Author Photo)



**Random Notes from:
Prairie Wolf Gun Repair**



by Marshall Smith
Gunsmith, NRA Life Member, Retired LEO

Gunsmithing

I've commented often on rusty guns. Sometimes one comes across an old rusty gun that was handed down or found in an old barn or attic that appears to have been sorely neglected and is just a rusted old piece of junk. But, as I have said, old guns can be both challenging and saved. Here is an old Winchester Model 12, covered with rust, and parts were hanging out of it. The owner only wanted it made functional again. The owner didn't want the rust removed or the gun re-blued, just made to work again. The owner didn't say but it may be that they wanted to restore the metal and refinish the wood themselves.

At first inspection it appeared it may have been missing some parts and that some rust was going to have to be removed to get it apart much less functional. And here is the interesting fact about these older, well made guns. While the exterior of the guns may look like they are ready for the junk pile, the interior surfaces and parts are most often in good shape. That is, no or very little rusting, just hardened grease and gun powder. The exterior had an even coat of rust with some pitting. The bore had a fine layer of rust but cleaned up nicely. There was a layer of leading which indicated to me that the gun had a lot of use over the years. The barrel band screws were locked in tight and took a lot of penetrating oil and some heat to break loose.

An inspection of the stock showed a small crack in the wrist of the stock just behind the receiver. At some

point the toe of the stock broke off and was glued back in place leaving a visible crack around the break. Over time the glue exposed by the crack will deteriorate and the toe will come off and have to be repaired again. The surface around the toe had a large dent which may have been the reason the toe had been broken off initially. My experience has been that when the toe of the stock cracks and comes apart from the rest of the stock it's due to someone tightening the butt plate screw that is too large for the hole and expanding the wood causing it to crack along the grain of the wood. See the picture, it shows the crack extends from the butt along a grain of the wood until it ran out of wood and split off. So here's a gunsmith lesson. If the screw goes into the wood stock, anywhere, strips out, DON'T put tooth picks or splinters of wood in the screw to tighten into. That splits the wood. My preferred way is to drill the hole out with a suitable sized drill, and insert and glue in a hard wood dowel pin. Then drill a new hole for the screw. However, if you are not sure that can be a successful fix then fill the screw hole with epoxy, wax the screw with a good wax, paste type car wax or fine furniture wax will do if you don't have another type of release agent, and screw the screw into the stock all the way. Don't tighten the screw, but leave it stand a little proud of the stock, and let it cure overnight. You've just made a mold of the screw in the stock and should not have a problem with it unless you over-tighten screw and strip it out again.

The action parts appeared to be in good shape with no rust visible. The firing pin moved freely but as of this writing I haven't had a chance to disassemble the bolt. I'm soaking it just in case a pin is frozen with rust. From the looks of the action it appears to have all its parts. With the action this old it will be necessary to inspect the part closely for any cracks or flaws which could cause a failure or injury. So, just a note here, the gun may look like junk on the outside, but inside it may still be ready to go hunting.

Quote of the Month

It seems that the only gun violence some leftists approve of is gun violence aimed at cops and other groups they see as oppressive or racist. - Gary Bauer

That's all for this month. These notes are mine alone and do not represent the opinion or position of anyone, just me. If you have a question or a comment on guns, gunsmithing, gun rights, or, would like to just

make a comment email me with your comments at PrarieWolfGuns@gmail.com. I'll answer your questions with the most up to date information available. Some answers may be included in this column as I'm sure there are others with the same question. No question dealing with guns or self-defense is a bad or stupid question. Only those questions not asked.

Remember, B SAR (Be Safe, Be Aware, Be Responsible)

Marshall
PrarieWolfGuns@gmail.com

Handguns, Rifle, Shotgun Repair, Cleaning & Inspections, Scope Mounting & Bore Sighting, Refinishing and Gunsmithing Services

You can ship your gun directly to PWGR. Call for shipping information. Local Pickup & Delivery of Your Gun Available

For Information or to Set an Appointment Call

765-914-2781

6151 Turner Road Richmond, IN 47374
PrarieWolfGuns@gmail.com

FFL 4-35-177-07-5C-04489

JAY'S MIDLAKE
RESTAURANT/BAIT SHOP
1908 W OLD 101 RD LIBERTY, IN
765-458-7554
On your way to the Fairfield Ramp

DINE-IN • CARRYOUT
PULLED PORK • PIZZA • WINGS
HOAGIES • SMOKED CHICKEN SALAD
BAIT • TACKLE
LIVE BAIT • FISHING SUPPLIES
BOAT STORAGE • LP GAS
FIREWOOD • FISHING LICENSE

CALL AHEAD
765-458-7554
FOR PICK UP & CARRYOUT

<https://www.facebook.com/JaysMidlakeBaitTackle/>

DAVE'S TRIANGLE LLC
GUNS & AMMO • BAIT & TACKLE • FISHING & HUNTING SUPPLIES
ICE • SNACKS • SOFT DRINKS • FIREWOOD
"PIZZA & SANDWICHES -LOCAL DELIVERY"

BOAT STORAGE

SUN, MON, TUE & THU 7:00 AM - 5:00 PM
FRI & SAT 7:00 AM - 6:00 PM / WED 7 AM - NOON

Hazel & Dave Wilcox Jr
2955 S. Old Dunlapville Road
Liberty, IN 47353, 765-458-7106

Gad's Corner

Photos sent to The Gad-a-bout for GAD'S CORNER should contain the following information: date taken, weight, points, length or other identifying information, experience of your first hunt, fish caught or other outdoor experience. The importance of this information is to give the reader enough information so they can appreciate your effort in taking the fish or game. You can also name, in case of a youth hunter or fisher person, the adult who took you hunting or fishing. i.e. Father, Mother, Grandfather, Grandmother, Brother, Sister, Friend.

Send a phone number or e-mail in case I need to contact you. (Note: I don't text or read text messages.) (Note: The Gad-a-bout reserves the right to edit images.)

Send regular size, i.e. square and horizontal rectangular photos. (Note: Large vertical photos can only be used when I have enough space to use them.)

Send Photos to: The Gad-a-bout, 105 E. South St., Centerville, IN 47330 or E-mail .jpg photos to: raythegadabout@gmail.com Questions Call My Cell Phone: 765-960-5767



Steve Clark caught this 10 pound Largemouth Bass in Brookville Lake. (Submitted by Dennis Plemons via e-mail)

Dennis Plemons caught this 34 Inch Muskie in Brookville Lake. (Submitted by Dennis Plemons via e-mail)

This is my grandson Jaxon Bennett. He turned 6 on September 28. We got him a 3 feet long fishing pole for his birthday, so we took him fishing just down the road from Daves Triangle Bait store on Brookville lake. He caught a baby bass with his first cast, we released it. This was his second cast out, 30 seconds in the water and caught a 5 pound catfish. (Dave at Triangle Bait asked me to send this photo in, sent in by Jaxon's Grandfather via e-mail)



This is 9 year old, Wyatt Bucher pictured with his first buck, taken in Miami County during the youth deer season. The buck was called in from 400 yards with a grunt and he then delivered the shot from 100 yards. Congrats to Wyatt on his first buck! (Bozarth Country Store Ryan's Photo, Lagro, IN)



Natalie Jester first deer opening day youth season 2018 Jefferson county. (Photo submitted by William Jester via e-mail).

A - T & I SERVICE

For all your Agriculture, Lawn & Garden Automotive, Aluminum & Steel Trailer and Service or Parts needs

- Country Clipper
- Honda
- Team Stihl

1414 Wise Road, Cambridge City, IN 47327
PH: 765-478-5917 Website: www.atiservice.com E-mail: sales@atiservice.com

- Featherlite Trailers
- Diamond C Trailers
- Custom Made Hydraulic Lines

WE BUY GOLD

Paying Top \$ For Scrap Gold & Silver

Do you have any broken jewelry or old jewelry you just don't wear anymore?
We'll Turn It Into Cash Today!

Jensen's Pawn Shop
702 S. State, Greenfield, IN
7 Blocks South of the Courthouse
462-4721

Immediate Cash Loans on Secured Merchandise

Buying & Selling Gold & Diamonds, Tools Electronics & More

DAVIS TOWING & RECOVERY

"We can take care of any of your recovery needs"

Water Recovery / Water Flotation Bags / 8 Certified Staffed Divers
709 West 1st St., Rushville, IN 46173
Website: davistowingandrecovery.com / Email: davistowing@frontier.com
1-800-722-0008

Matt's Custom Guns
Hours: Monday - Friday 9 am - 5 pm (Other hours by appointment)

Guns - Ammunition - Scopes - Accessories
Custom Target & Hunting Rifles - Specialize in Reloading Supplies
Gunsmithing - Muzzleloading Guns & Supplies

Authorized Dealer for Freedom Arms, Dakota Arms, Nesika, Kimber, H-S Precision & Dillon Precision
3762 N CR 450 E, Connersville, IN 47331
Ph: 765-825-3418
Email: mattscustomguns@yahoo.com

Misfires & Snags



by Dan Graves

GOOD OLD DOWN HOME COOKIN'

(They say some of the best chefs are men. If that's true, why aren't women some of the best lumberjacks?)

Mother Nature has struggled all summer to spit out her bounty of crops and according to the experts, this will be a bumper year. Combines can be seen working late in the fields to assure us of a sufficient supply of Wheaties, and there are enough pumpkins sitting on porches to make a pie for every citizen in Alabama. Indeed, we live in the land of plenty, but I've noticed that most of the male population would starve to death if it weren't for the women who cook. I know that such a statement will not endear me to the guys who take pride in their culinary abilities, but if some men had to depend on themselves for nourishment they would have to wear a concrete block necklace to keep from blowing away.

In view of the humiliation and the potential for starvation that comes from being so dependent on others, I am going to reveal some of my well kept secrets on the art of food preparation, especially for men. The following recipes have worked for me during those times when the supply of cooking women has been somewhat short.

HAZARDOUS PERSIMMON PUDDING:

First, gather enough persimmons to make about two cups of pulp. The reason I call it hazardous pudding is because you may find yourself competing with a number of raccoons for the fruit. Raccoons are notorious for their feelings about sharing their food supply with others, so I would suggest you carry a shotgun loaded with rock salt when you gather the fruit. Don't kick the trees to dislodge fruit if there is a raccoon up the tree. You may dislodge the raccoon instead and the only hope would be to take the raccoons place in the tree.

Be sure to select only those fruits that are a dark, golden brown mixed with black. The only thing worse than a pudding made from green persimmons is a half-cooked carp coated with alum. Mix the pulp with a cup of flour, a cup of salt, three cups of milk, a cup of shortening and one large egg. For a little excitement, drop in a half cup of persimmon seeds to add a little body to the mixture. Grease the bottom of a cake pan with Crisco and bake until the smoke alarm goes off in an adjoining bedroom. Saw into squares and serve with whipped cream. In case you experience more trouble with the raccoons than you can handle, substi-

tute orange Jell-O for the persimmon pulp.

BAKED RACCOON ALASKA:

If your persimmon pudding is a failure, return to the tree with the shotgun loaded with rock salt and persuade a raccoon to accompany you home. Remove its coat (refer to the skinning and tanning section of The Great American Hunter for this procedure). Since the carcass is already liberally salted, you need only to start with the baking process. Preheat the oven to a temperature high enough to cause a hot pad to spontaneously combust and having put the carcass in the proper container, begin basting it with a sauce containing one cup of mustard, a half cup of worcestershire sauce and a fifth of Jack Daniels. After baking for three hours, cut up potatoes and carrots and drop them in the pot. Bake for another hour, remove the pot, throw away the raccoon and eat the vegetables while drinking the basting sauce. This recipe is guaranteed to grow hair on your chest.

BOTH ENDS OF THE COW STACKUP:

Only the finest ingredients should be used for this delightful gourmet dish and for the proper effect it must be complemented with a proper Milwaukee wine (I would suggest Strohs). Select two pieces of whole grain bread, preferably Aunt Millies. On one, place a slice of pre-processed Italian meat named after a famous town of that country, namely Bologna. To this add a slice of your choice of cheese being careful not to select one that will detract from the delicate flavor of the bologna. Personally, I prefer pepper jack while some of my friends choose a milder variety. Avoid string cheese. It gives the bread unsightly lumps and won't melt if you decide to toast your meal. If this is your evening meal it should be at least warm to match the micro-waved soup which means toasting.

Melt a half stick of butter at some setting on the stove and drop the stack-up into it. From experience, do not use a plastic cereal bowl for this process. The smell will ruin your appetite. Heat until the butter begins to re-solidify on the bottom of the pan, scrape the stack-up out, flip it over and repeat until small tendrils of smoke begin to appear. This way you are assured of a bacteria free meal. Using a cutting board and a cleaver, hack it into bite size portion and wash it down with copious amounts of beer. The feeling of pride at being self-sufficient will more than compensate you for the bottle of Pepto-Bismol you'll need later.

RUMMAGE DESSERT:

Every fine meal should be followed with a dessert and I've found the following to go well with any of the preceding main courses. Every refrigerator contains the remains of months if not years of jellies, apple dips, left over raisin breads, and that fruit cake your cousin sent you for Christmas in 1967. Even the apples that look like miniature caricatures of Gabby Hayes are useful. Core one of the largest apples and fill it with your choice of a combination of the above. Cut up slices of fruit cake and array them around the apple in a star burst pattern. Carry the whole thing to the trash can, dump it and walk to the nearest Kwik-Stop for a package of Twinkies. Attempting to make your own dessert is stupid and should be used only as an excuse to clean out the refrigerator. Historically, records show men without women sitting around a camp fire chewing on half-cooked hunks of buffalo meat, not apple pie with light flaky crust and topped

with ice cream. Face it! Hairy chested men eat hairy chested food, either on the hoof or grown on something in the refrigerator over the past six months. So, men, enjoy your new independence and I'll see you soon in the E.R of the local hospital.

Hundreds of Guns in Stock!

1Shot Sports

Guns - Muzzleloaders - Ammo - Crossbows - Targets

201 E. Main St. | Portland, IN 47371

260.766.1426

sales@1shotsports.com

Join our VIP Text Club for Special Deals

Text: 1SHOT | To: 40518

www.1ShotSports.com



TEXAS JACK'S
LOCK, STOCK & BARREL
765.847.5225

A Western & General Store

Many new items added to the store weekly

Victor Dog Food, A Variety of Horse Feed, Hardware
Ammunition, Knives, Saddles, Clothing etc.

We Sell Hunting & Fishing License

"JACK BALES - TRAIL BOSS"

403 W. Main St., Fountain City, IN 47341

Open: 9-5 Mon, Tues, Thrs, Fri & 10-4 Sat / Closed Wed & Sun

E-mail: texasjacks403@gmail.com Facebook: [texasjackslockstock&barrel](https://www.facebook.com/texasjackslockstock&barrel)



GLICKS'
BUTCHER SHOP

**WE NOW DO
EUROPEAN
MOUNTS**

**Complete Processing of
Deer, Beef, Pork, etc.**

Old Fashioned Hickory Smoke

Monday - Friday 7 pm • Saturday 7 am - 7 pm
Closed Sunday

7020 Peacock Road • Williamsburg, IN 47393

(765) 847-2528

Our Policy, "Your Own Meat Back!"

BARTON'S BAY BOAT & SELF STORAGE

765-914-5118

**-INDOOR-OUTDOOR-PERSONAL-BOAT/RV-
-MINUTES FROM BROOKVILLE LAKE-**

DAIRY COTTAGE RESTAURANT

(765) 647-5451



Home Of Flavor Rich Fried Chicken

**Complete Line of Sandwiches, JoJos,
Fries, Mozzarella Sticks, Onion Rings, Etc.**


*LARGE SELECTION OF ICE CREAM,
SHAKES, SUNDAES, CYCLONES*

1116 Main St. Brookville, IN 47012

Est. Oct. 02, 1958



Fishing Lake Michigan



by **Capt. Mike Schoonveld**

DON'T BE A SUNGLASSES ABUSER

Old habits die hard and back when I used to stop for sunglasses at a store in which everything on every shelf cost one dollar I was an abuser. Why not? If I sat on the glasses, I was only out a buck. If I dropped them, melted them on my dashboard or



Proper care and cleaning will extend the life of expensive sunglasses. (Author Photo)

dirty, they need to be cleaned. Cleaning sunglasses leads to further abuse.

My natural instinct when I can no longer see through the oil, fish slime and fingerprints on my sunglasses is to take them off and attempt to remove the grit with my shirt tail. Actually, it often seems as though the pouch on my hooded sweatshirt is tailor made for cleaning eye glass lenses. It isn't.

First, sweatshirt material is often not pure cotton, but a mix of cotton and polyester. Poly is plastic. You wouldn't try

scratched them by trying to clean them with steel wool, no matter. I was still only out a buck.

Shortly after I returned home from fishing on a bright sunny day my eyes started feeling as though they had some grit in them. First I rubbed them with no relief. Out came the Visine and the drops only made it worse. Was it eye-wash or battery acid in the bottle? It felt like battery acid.

Long story shortened, I'd sunburned my eyes. The dollar store lenses had almost zero protection from the UV rays coming directly from the sun and reflecting off the water surface. The abuse I heaped on that dollar pair was justified.

Since then, I've switched to sun shielding glasses costing much more - enough that I think twice about abusing them. When I absentmindedly toss them up on the dash of my truck or boat, I remove them as soon as I notice. I fit each pair of sunglasses I own with an adjustable head strap. Once I put them on, I tighten the strap to secure the glasses on my head. The strap keeps them from falling off and even keeps them from sliding down my nose. They are on tight, like a pair of goggles.

I'm not constantly poking them back in place, smudging the lenses and I don't have to toss them on the dash when I take them off. They can just dangle on their strap around my neck.

A pair of unneeded sunglasses nestled above a hat brim looks like an accident waiting to happen. Need to scratch your head? There go the glasses.

A pair of shades tilted up on top a person's head or worn backwards like Guy Fieri on the Food Network may look cool but most of the time, my hair has enough natural oils when I slide them back to use them as eye shades, they'll be smudged. Smudged glasses are ripe for abuse.

I've accidentally smudged my sunglasses hundreds of times. Type A personalities can't abide by smudged eye glasses. Even type B guys like me eventually acknowledge at times, glasses can be so

to clean your glasses with a baggie, would you. It's also a rather coarse weave, highly likely to contain hidden (abrasive) dirt and dust. Chances are the last time it was laundered fabric softener was used. Downy (and other brands) leaves a residue sure to rub off on your lenses.

I learned quickly to shy away from smearing the smudges on my sunglasses with my wife's facial tissues. She buys the kind with lotion in them. Then consider non-lubricated Kleenex (and its big brother - paper towels) are made from paper - which is made from wood. Even I wouldn't try to de-smudge my sunglasses with a two-by-four.

The proper cloth to use for glasses cleaning is either 100% cotton or even better, microfiber cloth specifically made for lens cleaning. Though the microfiber material is probably polyester (as in your sweatshirt), the individual micro-filaments are up to 100 times finer than a human hair. If they scratch you lens, you'll never see it. Just keep it clean.

When I need to clean my windshield or office window, I spray it with Windex as a first step. When I need to clean my sunglasses I never have a bottle of Windex handy.

That's good and bad. I don't know what's in Windex but most window cleaner has ammonia, bleach, vinegar or other cleaning agents in them and all of these will strip the coating (the stuff that makes them mirror-like or guards against UV rays) off the lenses.

So I use what's handy. I spit on them. I realize that's gross and now I learn it's abusive. There are natural lens-stripping enzymes in saliva! Better to use plain tap or bottled water and a clean microfiber cloth.

Store your sunglasses in a protective case, treat them as though they are irreplaceable and don't abuse them. You'll see the difference.

THE END

CAPTAIN MIKE SCHOONVELD
AFFORDABLE
LAKE MICHIGAN SALMON FISHING IN INDIANA
FOR 1 TO 4 PEOPLE
Tackle Furnished, Fish Cleaned
 www.brother-nature.com

Brother Nature Charters
1-877-SALMON-5


STEVE'S MARINE

BBB

BENNINGTON

LUND

AT BROOKVILLE LAKE • 765-458-7527
1156 WEST DUNLAPSVILLE ROAD., LIBERTY, IN



The wind is the most important thing to your deer hunting success or failure. Don't take chances when playing the wind. With the Cirrus wind Indicator, not only can you always know where the wind is blowing your scent, but you can also charge your phone and use its LED's! (Photos Provided by Author)

Indiana Outdoors



by Joe Martino

The best hunting product For 2018 under \$50

The best hunting product for 2018 under \$50 The wind. It is, without a doubt, the most important facet to your hunting. It should be the first consideration before every trip to the stand. Don't play the wind right and you are simply wasting your time.

Because of the importance wind plays to your hunt, it should be no surprise that the most important tool of your hunting arsenal should be something that can help you know the wind direction every moment, even when it suddenly changes without notice – something your weather app just can't do.

There are plenty of wind indicators on the market now, and all will tell you wind direction, but not all of them are created equally. A few of them – those that use vapor instead of powder, etc., are more sensitive and therefore will do a better job of showing even the slightest current.

Among the vapor ignited wind indicators, there is still a king of them all; both for its ability to help you play the wind, and for a few reasons totally unrelated to wind currents.

The Cirrus Wind Indicator has taken the wind indicator game to a whole new level, one which I'm not really sure anyone can, or ever will, match. It is simply leaps and bounds ahead of any other wind indicator I have seen. A trip to the 2018 Archery Trade Association (ATA) proved that. I was able to see and use all of the unit is on the market, and frankly, was disappointed with them after seeing the Cirrus.

Okay, so what sets the Cirrus apart from the crowd? Good question. Here are the answers.

1.)It lights up. I know this sounds like something a child would say, but when talking about being able to see the wind direction in the dark – when we are heading for our stands in the morning – this isn't child's play. With both white and red built-in LED's, it offers an unparalleled level of technology making it much more than a simple wind indicator. They really thought this thing completely through. The white LED allows you to see the vapor in total darkness and can double as a flashlight should you forget yours. The red LED is non-spooking to game and is for use on the way to your stand in the dark.

I have had to make last-minute stand changes in the wee hours of the mornings due to wind directions shifts. This is the only unit that will help you out in this situation.

2.)It charges your phone. I mean, really!?! Dude, it charges your phone! With a built-in USB power bank charger this wind indicator just lapped everyone in the field

man! Having the power to charge your electronic devices in the field is huge. How many times have you fretted when you planned an all-day sit but knew your cell phone would run out of juice halfway through the day? I have – a lot! Not any more my friends, so feel free to text me all day long when I'm in the woods, I'll have plenty of battery! I can already see this thing may actually cost me a deer instead of helping me kill
CONTINUED ON PAGE 19

Martino's *Inside Dining or Carry-Outs*
= *Italian Villa*

Restaurant & Lounge

"Homemade Goodness In Every Bite"

Real Italian Pizza • Full Menu



- LASAGNA
- PIZZA
- STEAK
- SPAGHETTI
- SANDWICHES
- SEAFOOD

11AM - 10PM MON - THURS 11AM - 11PM FRI & SAT

765-457-9181

1929 N. WASHINGTON • KOKOMO, IN

Joe's

All Natural Beef Jerky

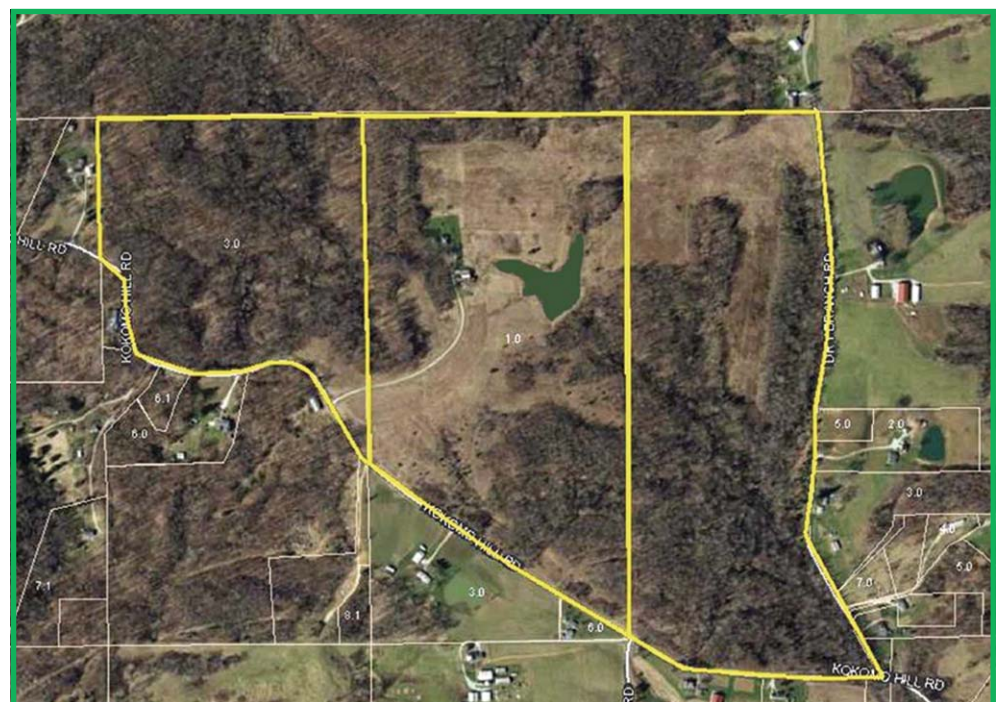


Joe Martino

Direct: 765-434-8598

E-mail: joe@eatjoesjerky.com / Web: www.eatjoesjerky.com

2378 West 350 North, Kokomo, IN 46901



Just in time for hunting season!

167 M/L acres with almost 1 1/2 miles of road frontage in western Franklin County. Farm has 50 acres of meadows with 24 acres in quail set aside and the balance in timberland. There is a driveway to a secluded 4 room house with an older barn overlooking a 1.5 acre lake. Only \$532,750. The owner is also offering to split this property as a 35, 68 & 64 acre tract.

RE/MAX PREFERRED CHOICE 1201 MAIN STREET, BROOKVILLE, IN 47012
Call Dennis Kolb at (765) 265-0611 or Derricke Kolb at (765) 698-4276

Reuniting With Friends



by Ray Dickerson
The Gad-a-bout 1963

A Reunion Fifty Five Years Since Ray and Jack Saw One Another 1963 - 2018

On August 27, 2018 I opened an e-mail from Jack Petruska, it read:

Hi Ray,

On Sept. 10 the wife and I will be in Birch Run, Michigan for a day, actually we will be getting into Birch Run late in the day on the 10th and leaving sometime on the 11th.....The distance from our place here in Northern Minnesota to Birch Run is around 700 miles...I believe your location is approx. 250 - 300 miles from Birch Run, MI. We've been there a couple of times over the years.

Jack

(Since early 2007 I've been in contact with Jack via e-mails thanks to James Eubank who gave me his e-mail address. We've talked about getting together, but for one reason or another hadn't been successful.)

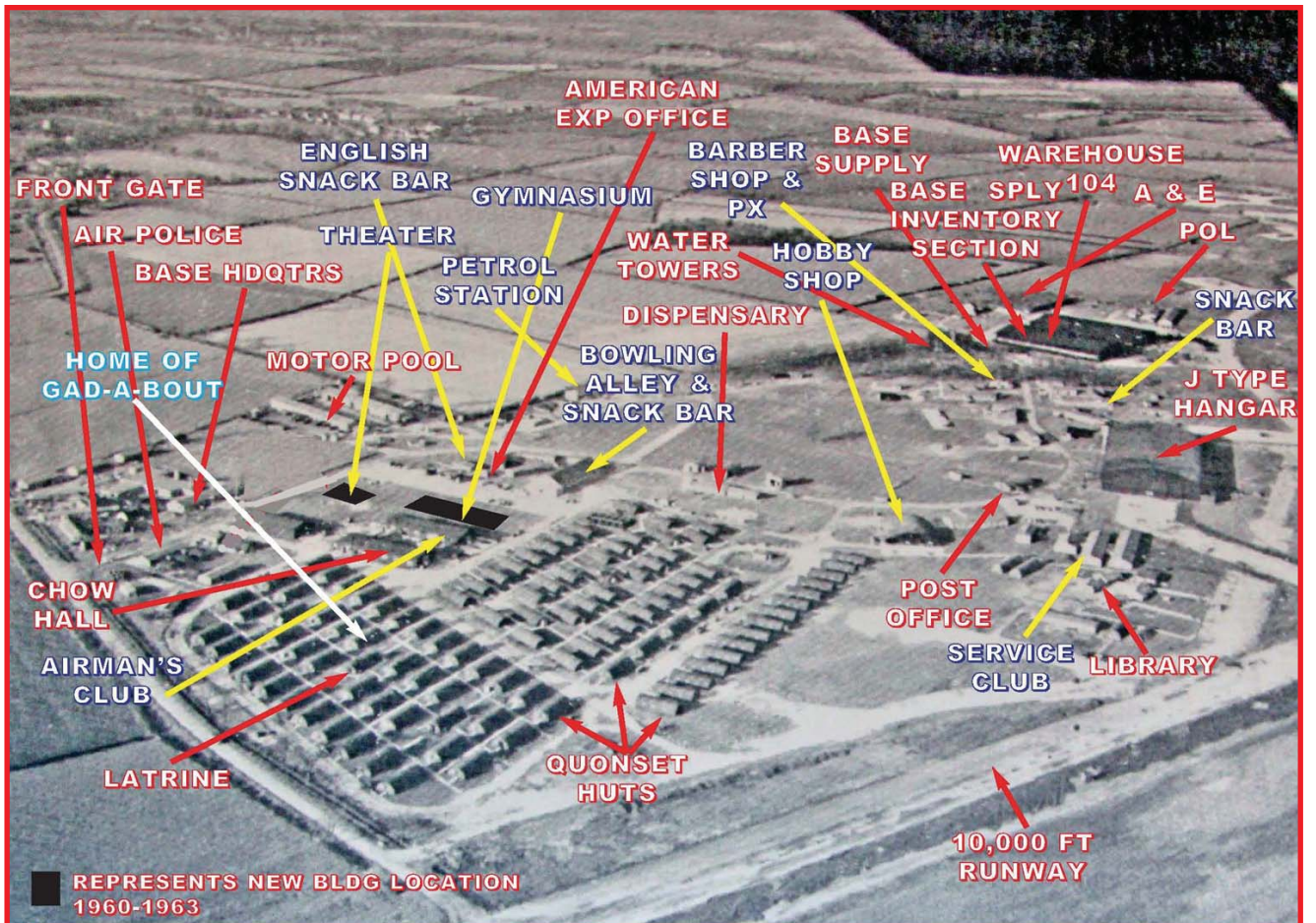
Here is some background concerning Jack & I since 1963. We both worked in Base Supply at RAF Chelveston and RAF Alconbury between 1960-63 but always in different sections. I left RAF Chelveston Oct. 20, 1961 going to RAF Alconbury. Jack remained there for a while before transferring to RAF Alconbury. I left England on February 16, 1963, Jack didn't leave until 1964. Most Airmen when they left a base would say something like, "See you later," knowing chances were slim you would ever meet again.

In early July of 2006 I learned of a website where former Air Force guys and gals who were stationed at RAF Chelveston in England could leave messages about themselves hoping to be able to contact former friends who were also stationed there. The website was www.rushden.org. So I typed up a message about my time at RAF Chelveston in England and hoped I would get an e-mail.


On July 18, 2006 I was contacted by Henry (Hank) Howard from Vallejo, CA. who was a member of RAF Chelveston's Fire Dept from 1960-64. We didn't know one another back then. We've kept in touch by e-mail since, but have not met yet.

Then on December 12, 2006 I got an e-mail from Robert "Bob" Decesare from Austin, TX who was also stationed at RAF Chelveston from 1960-64. In April 2014 on a trip to Lackland AFB we spent a wonderful day with Bob and his wife Cathy at their home in Austin, TX.

A few days later in Mid-December 2006 I read a posting on that website from a James (Jim) Eubank



RAF CHELVESTON 1960 - 1963 (REVISED 2011)



Top Left: Main Gate at RAF Chelveston 1960's. Top Right: Airman Jack Petruska standing near his Living Quarters, a Quonset Hut T-23. Middle Left: RAF Chelveston Sign near front gate. Bottom Right: Airman Jack Petruska and Roger Pryor both from Pennsylvania, still friends today. Bottom Left: U.S. Air Force RB66 Reconnaissance Jet Bomber.

who was at Chelveston in Base Supply from 1958-61. He listed some names, Fred Hankins, Jim Hall, Sgt. Bernard etc. I knew those guys! I worked for

Sgt. Bernard in Base Supply. So I e-mailed Jim Eubank who happened to live just south of us in
CONTINUED ON PAGE 14

WAR SOUVENIRS
See Miles or Sharrie
216 South 8th Street, Richmond, IN 47374
Bus. (765) 966-0417
1-800-686-2769
hhq313arty@frontier.com

GLOVES-WOOL-BLANKETS-
PINS-PATCHES-
BOOKS-BELTS-
KNIVES-
INCENSE-
AND LOTS MORE

DAVIS TRANSMISSION

Randy Davis
Owner

765-962-9744
705 North West 5th St.
Richmond, IN 47374

MIGHTY MUFFLER
BRAKES • SHOCKS • TIRES

Complete Automotive Repair

"No Muff . . . Too Tuff!"

1440 N.W. 5th St., Richmond, IN
Darin Doner, Owner
765-966-6833



The Comfort Inn located at 11911 Dixie Hwy in Birch Run, Michigan where Sherry and I spent three wonderful days enjoying their hospitality and Comfort. (Author Photos)



Left Photo: Desk clerk Meagan Ratleff checked us in Sunday when we arrived around 5 p.m. Middle Photo: Desk clerk Veronica Gaddy at left and Comfort Inn General Manager Cathy Konieczny at right. Cathy has managed this Comfort Inn for 21 years. Right Photo: Pam McCune, Breakfast Attendant made sure the food was fresh and plentiful.

Richmond, KY. Our first get together was at Blue Licks State Park in Kentucky and the last one Oct 2017 when we got together at Clifty Falls State Park in Madison, IN. We had a wonderful time.

Early in 2007 Jim Eubank gave me Jack's e-mail and we have been in contact via the internet since that time. Planned get togethers never worked out for either of us up until this time.

When I received Jack's e-mail (on page 13) a glint of hope resinated in my mind that we might finally get together. But that date fell on the week I would be working on the October Gad-a-bout.

The next day, Aug 27th, I sent Jack this reply:

Jack,

I sure wish I was free on that date, we could meet you there. Unfortunately I will be tied up getting my October Gad-a-bout ready for printing.

Ray

Later that day I began thinking about this possibly might be our very last chance to see one another. So I called Sherry to see if she would like to meet Jack and Patty Petruska in Michigan. She said she would.

I sent Jack the e-mail below:

Jack:

I've talked to Sherry and she agrees with me on a trip to Birch Run, Michigan for possibly our only chance to visit with you and Patty. I have calculated that I can get most of my October issue done through this weekend and next week after returning from Michigan. We can drive up to Birch Run on Sunday September 9th and drive back Tuesday, September 11th.

See you at the Comfort Inn in Birch Run, MI when you get there. We're leaving a day early, we're only 304 miles from there, but I'll need to rest up a bit.

Ray

Sherry and I left home around 9:30 a.m. Sunday, September 9th, not in any particular hurry. We stopped for an early lunch in Portland, IN, expected to have breakfast in Winchester, but McDonald's was closed for remodeling.



Left to Right: Jack Petruska, Patty Petruska, Sherry Dickerson and Ray Dickerson. Jack and Ray were stationed at RAF Chelveston and RAF Alconbury in England 1960 - 1963. Our reunion was a long time coming, The Comfort Inn was the perfect place for it too. (Photo by Pam McCune, Comfort Inn Breakfast Attendant)

When we were north of Decatur, IN we got on I-69, we stopped for gas and somehow ended up on US 27 again heading for downtown Fort Wayne, which was a motorist's nightmare. I hadn't been to Fort Wayne since I stopped delivering papers there many years before. For Sunday, traffic it was very heavy. Thanks to some courteous drivers we made it through unscathed. We managed to get back on I-69 heading due north. Surprise, surprise the speed limit was 75 mph between Lansing and Flint, MI.

Traffic got heavier when we left I-69 onto I-75 north in Flint. Traffic was moving really well on all three lanes until about 3 p.m. we started slowing to a gradual stop, then to a dead stop. After a short time which seemed forever, traffic began moving ever so slightly, first one lane, then another, never together. For probably a half an hour it was stop, wait, move

ahead slightly then an all stop. Then one lane moved farther ahead followed by the other two. Finally we returned to the slightly ahead slow, but didn't stop completely, it was a continual role with a slight speed gain in our lane than the other lanes. Slowly, but surely all 3 lanes was moving pretty good and before too long we were all near the speed limit. We heard later there had been a tragic accident up ahead of us that caused the slow down.

We arrived in Birch Run, I turned off I-75 the wrong way going West instead of East. So I stopped and called the Comfort Inn to get directions to them from where I was parked. The desk clerk gave me the exact directions, I found them without any trouble.

We parked in front and we went in to register. The desk clerk's name was Meagan Ratleff, she was who I talked to for directions, earlier. Meagan was very

CABINET FACTORIES OUTLET OF RICHMOND

SEE US FOR:

- Cabinets By Schrock • Countertops (Granite & Formica) • Sinks & Vanities
- Discount Room Cabinets \$69.00 or less • Free Estimates • We Deliver

633 South H Street, Richmond, IN 47374 - 765-966-3875

Hrs: T-F 8 am-5 pm / Sat 8 am-12 pm / Closed Sun & Mon - Website: cabinetoutletofrichmond.com

Kozy-King THE KING OF FURNACES!

- Burns coal and wood
- 3 sizes to heat 1200-4000 sq. ft.
- Superior cast iron shaker grates
- Cast iron airtight doors
- Large loading door
- Large ash pan
- 3-speed blower
- Thermostat controlled
- Secondary combustion system
- 85.1% efficiency rating
- Clean air filter

J D FARM SUPPLY
HOME • FARM • HARDWARE

9089 N. Center Rd.
Williamsburg, Indiana
(765) 886-5420
Voicemail
Call our voicemail for hours and directions to the store

Installation Available!

We Sell & Install Stainless Steel Liners & Chimneys

CASH/CHECK ONLY



Left Photo: The free breakfast is one of the best I've eaten in lately, the attendant Pam McCune keeps it well stocked with nutritious and good tasting food. Right Photo: The Fitness Center which includes this indoor pool and a well equipped Exercise room. Across the hall is a game room. Next to it is a guest bath, washer and Dryer room. Across the hall is two conference rooms with a information room between them well stocked with brochures, maps, a computer and printer for guests to use. (Author Photos)

nice and I enjoyed talking to her. She told me about her Grandfather who was also a Veteran.

I asked Meagan if the Inn had any restrictions about my writing about our visit here. She told me I would have to talk to Cathy Konieczny, the General Manager, who would be in at 7:30 a.m. the next morning.

Meagan gave us two key cards, a layout of the Inn rooms and parking area illustrating where our room was located and how to get there. We were on the first floor in room 180.

I thanked Meagan and we headed for the car, we were both very tired.

We found room 180 easily, parking the car near the entrance. I got a cart, we loaded it up and went to our room. Man, talk about luxury we were very happy with the room. We had two Queen size beds, We slept very good on them and for me I usually have a hard time going to sleep after driving most of the day, not this time, went right to sleep!

The room was large and unlike many rooms I've stayed in before we were able to set the heat/cool temperature and the heater/air conditioner unit was on the wall not at the bottom of the window where the curtains block the air flow. We had a desk and chair, a large TV and a large 3 drawer dresser. (I hate living out of a suitcase, I like to put my things in a

dresser, no matter how long my stay is for. We also had a refrigerator, microwave oven and a coffee setup with cups and of course an ice bucket. What was really nice was the bathroom facilities was separated by a door between the shower and wash basin. The closet had mirrored sliding doors with more room then we had things to hang in it. It had ample hangers too.

The best thing of all was the worry free key card (s) with a chip in them that unlocked the door for you when you held it near the lock.

In the past I've always had problems with the key cards losing their memory, it's very frustrating not being able to unlock your door. Our last Inn in Massachusetts in May, this year, was horrendous the key card worked 10% of the time. It was terrible!

We won't worry about that on our next trip, we'll be staying at a Comfort Inn - no worries Matey!

Early Monday morning I asked Desk Clerk Veronica Gaddy if I could talk to Cathy, the Inn Manager. Cathy Konieczny came out smiling broadly. She introduced herself. I told her I needed to know if it was okay to take photos and write an article about our stay there. I told her the last inn we stayed at in MA wouldn't allow me to do that and I wanted to make sure it was okay for me to take photos and write

about our trip in The Gad-a-bout. I handed her a copy of The Gad-a-bout telling her it was a free monthly publication I distributed paper copies in Indiana and it was on my website www.thegadabout.com and it was free for anyone to read online.

Cathy told me it would be okay, she has been Manager there for 21 years. I told her I would send her a copy prior to printing for her to check to see if I needed to change anything before I send it to the printer. As I am typing the article today, I called Cathy earlier today to confirm I would be sending the layout to her as soon as I finished. She said she would check it over and get back to me with any changes if need be.

I asked her if Jack and Patty Petruska's room was near our room. Cathy told me that she was the one I talked to back when we made our reservation and knew I had told her about Jack and I meeting there the first time since 1963. Jack had made his reservation before we did, but we arrived before he was to be here. She put us in room 180 and Jack in room 181, right across the hall from us. Now that is what I call taking good care of two old Air Force buddies who haven't saw one another for 55 years and their wives.

I thanked Cathy, told her we planned on visiting the Premium Outlet Stores so we left, arriving there around 11:27 a.m. The sunny sky was now overcast, there was a brisk breeze blowing. We visited numerous stores in the complex. Sherry was happy to find a Columbia Sportswear Company because she wanted-

CONTINUED ON PAGE 16



Surprise meeting when Beverly Clark, one of five of Sherry's former Webster School girl friends who were visiting Bronners Christmas World, recognized Ray's name on his cap and asked if he was from Centerville, IN. Sherry recognized Beverly and couldn't believe her eyes! From left to right: Carol Thatcher Kalsbeek, Joy Smith Dull, Beverly Walters Clark, Cindy Powell Williams and Sue Ramsdale Bowner. Sherry Kendall Dickerson is standing in front in her brand new pink Columbia Sportswear rain jacket purchased in the Birch Run Premium Outlets store (s). (Author Photo)



Jack looking at a RAF Alconbury Base Supply group photo, part of the memorabilia I brought. For some reason he wasn't in the photo, but I was in it. (Author Photo)



We Value Your Trust and Confidence
Mills Funeral Home
 Serving the Centerville Area
 405 East Main Street, Centerville, IN 47330
 (765) 855-5342

WILDFIRE MOTORS

BAD CREDIT, NO CREDIT, NO PROBLEM



CARS ~ TRUCKS ~ SUV'S

4741 National Rd West (Corner of US 40 & Airport Rd) Richmond, IN 47374

CALL: 765-939-FIRE (3473)

E-mail: wildfiremotors1@gmail.com / Website: wildfirerichmond.com

" COMING SOON - BRAND NEW SERVICE BUILDING AND BIGGER SALES LOT "





Our wives Sherry Dickerson and Patty Petruska enjoying a break at the snack bar inside Bronner's Christmas World. (Photo by Jack Petruska)



Jack Petruska and Sherry Dickerson shopping for Christmas gifts at Bronner's Christmas World in Frankenmuth, Michigan. What a beautiful Christmas background. (Author Photo)

Reuniting With Friends

CONTINUED FROM PAGE 15

ed to buy a good rain jacket. She found a pretty pink one, see her wearing it in center photo at bottom of this page.

We got back to the Comfort Inn around 3 p.m. we stopped by the desk to see if Jack and Patty Petruska had checked in yet. Cathy told us they had checked in and she would call them. So we sat down at a table in the lobby and waited.

Shortly we saw a couple heading our way from the Inn hallway. (Note: The following transcript is from Ray, Sherry, Jack & Patty all talking at once in exuberant and laughter chatter. I got them on a tape recording)

I heard a voice saying, "Is that Ray Dickerson from Centerville, Indiana?"

I replied, "I believe it is."

The voice said, "Jack Petruska from way up in the woods of northern Minnesota."

I said, "you look different."

Patty laughing said, "Doesn't he, he's not that skinny little guy anymore. He's gotten a little bigger."

Jack said, "I've got to ask her a question, pointing to my wife Sherry."

I said, "Here comes the wife."

Sherry chimed in, "I was following you." Patty said, "There you are with her arms out stretched"

Sherry hugged Patty and then Jack.

I said, "She's a hugger!"

We all sat down at a table.

I said, "You guys had a long drive here, didn't you?"

Patty said, "We had some pretty good back roads last night. We saw coyotes and a couple bear cubs, mom must have been there too, we could see them pretty clearly in the head lights."

Jack opened up a scrap book with countless photos from RAF Chelveston and Alconbury. The kind of photos that really brought back the memories.

When he finished his book. I went back to our room and brought what I had brought to look at. Time disappeared too quickly as we continued our trek down memory lane. England seemed far away now. Back then though it was home.

The girls said they were getting hungry, it was about 5:30 p.m. when we decided to go to the Bob Evans restaurant.

I volunteered to drive to it since we knew how to get there. We saw it from the Outlet Mall.

We all got in our car and headed towards Bob Evans Restaurant. We went in and found a table. A young man by the name of Daniel Sabro came to take our order. He was a very polite young man and made sure we got our meal in a timely manner.

We then returned to Comfort Inn. We sat and

talked for awhile before going to our rooms. Sherry and I had to pack our things before going to bed to be ready to check out in the morning.

We all met for breakfast, I asked Pam McCune if she would take a photo of the four of us. She did, it is the photo on page 14. We checked out and left.

What can I say about this Comfort Inn's General Manager Cathy Konieczny and her staff, other then I know why they were awarded the Choice Gold Award and their being in the top 10% of Inns in the nation. I highly recommend this Comfort Inn to all my friend and readers. Birch Run, MI is definitely a destination city with year around activities.

Contact Birch Run's Comfort Inn by calling +1 (989) 624-7777, their address is **Comfort Inn, 11911 Dixie Hwy, Birch Run, MI US, 48415.**

We drove to Bronner's Christmas World where we met up with Jack and Patty again. We spent a great deal of time there. Took a lot of photos, cameo's too. Sherry's surprise meeting with five former Webster School friends there was really a surprise visit. (See their photo on page 15)

We had a wonderful time meeting Jack and Patty, but two days is too short of a time to really enjoy a visit. I think a trip to Minnesota would be fun and maybe we could even get in a couple days of fishing there too. With that thought in mind we said our goodbyes and headed home.

My last visit to Minnesota was 1958 with Centervilles' Troop 16 Explorer Scouts.



Sherry Dickerson and Patty Petruska Christmas shopping at Bronner's Christmas World in October at Frankenmuth, MI. (Author Photo)



Ray and Sherry Dickerson posing among the ornaments at Bronner's Christmas World. Photo taken by Jack Petruska from Iron, Minnesota 10-11-18.



Paula Kukulski, Information Clerk at Bronner's Christmas World for 6 years. Prior to that she worked 32 years in the newspaper business. Merry Christmas Paula. (Author Photo)

Fab-Tech
AR500 SHOOTING TARGETS

(765) 478-4191
14271 W US 40 - CAMBRIDGE CITY, IN 47327
1/2 MILE EAST OF SR 1

Riggle-Waltermann

MORTUARY, INC.
32 SOUTH ELEVENTH STREET
RICHMOND, INDIANA 47374
PHONE (765) 966-7684

N.F.D.A.
I.F.D.A.
www.riggle-waltermann.com

A-1 LOCK & SAFE SHOP
765-966-2597

Tri-County Awards
765-966-0757


SignGrafX
765-962-3636

1001 South "E" Street, Richmond, IN 47374



Left Photo: The squirrels really like this metal corn stalk when I add real corn to it. Middle Photo: Three baby coons in our back yard tree. Mommy coon doesn't like our dog barking at them. Right Photo: A pileated woodpecker is destroying my suet. It can be seen through the planter on my wife's table. (Author Photos)

Outdoors



With Rich Creason

Getting Ready for Fall

Those four words mean one thing for most outdoorsmen—hunting season is here! Time to sight in the firearm, get some practice in with the bow and arrows, or shoot a few bolts from the crossbow at some kind of target. Squirrels, rabbits, turkey, deer, and other tasty critters are the goal of most hunters.

Unfortunately, because of a bad back and hips, I have not enjoyed the thrill of the chase the last couple years. Most of my shotguns and almost all of my rifles have found new owners. I kept my .22 rifle and pistol, a couple 12 gauge for possible use, and a .410 pump and my seven decades old Savage .410 single shot which will soon go to our grandson. I can still pull my crossbow and might be able to hobble to the woods for a chance at a deer.

But, I am still able to interact with the creatures of the wild. Just in a different way. I feed them instead of them feeding me. While deer and rabbits don't hang around our house, squirrels and birds certainly do. (An occasional raccoon and opossum also come around, but I discourage that since they don't appear to be friends with our dog.)

The first thing I do is clean and disinfect all of my feeders. This includes taking down several hummingbird feeders. Usually, all of these tiny fliers are headed south by mid-September. I saw one drinking the red nectar on September 30th this year. I don't know if he (she?) was late leaving or for some reason, others are still here too. Maybe I will wait a couple more weeks before taking those feeders down.

This leaves a bunch of seed feeders for several species of birds. I don't intentionally supply food for sparrows, starlings, and doves. That's just an unfortunate side effect of providing meals for more desirable guests. I have several suet feeders because I



Left Photo: This squirrel is perched on my feeder post. It is aggravating our dog which is trying to climb through the window to get to the critter. Right Photo: A hummingbird is perched on the right side of the feeder. Often we will see several at one time, but usually they are chasing each other away. (Author Photos)

really like watching the woodpeckers eat outside my window. These include downy, hairy, flicker, and occasionally pileated woodpeckers. The pileated are neat to watch. They attack the suet and it looks like chips flying from a chain saw! It wastes a lot of food, but it's worth it to see these gorgeous birds. I put a couple suet feeders outside our front window which I prefer, but also put one on the tree in the back yard which the birds actually like better. I have closer viewing in the front, while they get to cling to the tree out back.

Of course, I put a variety of feeders out. Several are just common seed feeders. I do buy the better mix, the kind without millet and milo which just accumulates on the ground because nothing will eat it unless they are starving. I check the ingredient list on the bag. I choose sunflower, peanuts, and other stuff the songbirds like.

I put out a feeder with just thistle seed for the finches. In winter, the males are not the bright yellow color of the goldfinch in the summer, (or the reddish of the house finch), but I still like them. Unfortunately, thistle seed is expensive, and they waste a lot.

The pretty cardinals like black sunflower seeds put on a flat tray. I usually have one of these fairly close to the ground and another tray about six inch by six inch hanging up higher. They will pick the seeds out of a mixture. The cardinals are usually one of the earliest and latest feeders at our buffet.

My favorite bird is the blue jay. (Second favorite is the woodpeckers.) Their preferred food is grey



A chipmunk also likes the peanuts on this circular feeder. There are a few peanuts left in the bottom.

stripe sunflower or whole peanuts in the shell. Many folks don't like the blue jays. They say they bother the other birds. I find if I give them what they want, I can put their feeder right next to the others and they never pay attention to the other birds. We have often had the jays let us know when their food is gone by pecking on our aluminum gutters and waking us up.

The whole peanuts, which I buy in 50 pound boxes, go into my two wreath shaped feeders. They

CONTINUED ON PAGE 19

Why Cook Tonight, When We'll Deliver It right?
\$2.00 OFF ANY 16 INCH PIZZA
 BRING THIS COUPON

DINE IN
 CARRY OUT
 DELIVERY
 (765) 458-5775

Hours: Sunday thru Thursday 10:00 am - 9:00 pm
 Friday & Saturday 10:00 am - Midnight

201 NORTH MAIN STREET - LIBERTY, IN 47353

Woodruff's Supermarket
 10 South Main St., Liberty, IN
Full Service Meat Department
 Produce, Dairy, Groceries & General Merchandise
 Hours: Monday thru Saturday 6 am - 9 pm / Sunday 6 am - 7 pm
 BAKERY - DELI - IN STORE PHARMACY

Donuts, Cakes, Cookies, Pies, & Rotisserie Chicken

"Get Everything You Need At One Handy Location"

Call Us At 765-458-6213
www.woodruffsupermarket.com



Brothers Mike and Dave Bowser are pictured with the first place total weight crappie. Their top 7 crappies weighed 5.79 pounds. They also had the second biggest fish with a crappie that weighed 1.01 pounds. Congrats to Team Bowser (Author Photo)



This is Charlie Hildreth showing off his second place total weight crappie. He had a total of 5.07 pounds and also took home the big fish with a 1.16 pound crappie. (Author Photo)

Great Lakes of the Wabash River - Fishing News



by Ryan Pershing
Mgr of Bozarth Country Store

September 29th Final 2018 Bozarth Crappie Tournament But Remember Fishing Is Great Here Year Around

The fall season is officially upon us and there is no better time to gather your family and friends and head to the great outdoors and enjoy the beautiful scenery and opportunities that exist this time of year. The Great Lakes of the Wabash is a perfect place to consider when looking for a place to visit. Centrally located in the middle of the northern part of the state you will be able to enjoy camping, hunting, fishing, hiking, horseback riding, and many other family fun activities. If you have been looking for a chance to spend some quality family time in the outdoors then I would

strongly consider taking the time to come visit us here at the Salamonie, Mississinewa, and Roush Lake properties.

On Saturday, September 29th we hosted the final Bozarth Crappie Tournament of the 2018 season. With a total of 14 teams entered it was the brother duo of Mike and Dave Bowser that came away victoriously again. They had a total weight of 5.79 pounds to take home yet another first place finish and also caught the second biggest crappie of the day that weighed 1.01 pounds. Congrats to the Bowser brothers on another great finish! Coming in second place overall with a weight of 5.07 was Charlie Hildreth. Charlie also was the day's biggest fish winner with a crappie that weighed 1.16 pounds. Coming in third place was the team of James Lasswell and Russ Lapham with a combined weight of 5.03 pounds. Rounding out the top four was Terry Shannon with a total weight of 4.93 pounds.

With the conclusion of the 2018 Bozarth Crappie Tournaments I would like to take a moment and thank all the fishermen that participated this year. We have been very fortunate to have several great competitors in our tournaments and it's always a good feeling seeing everyone sharing their different techniques and ideas

amongst other fellow fishermen. These tournaments are meant to give all our local anglers the opportunity to fish a friendly fun tournament with the chance to reunite with other anglers and provide the opportunity to learn different tips and techniques. Our 2019 crappie tournament schedule will be released at our annual fishing tackle sale that kicks off on the first Saturday of March. If you or someone you know would be interested in fishing a future tournament feel free to contact us at (765) 981-4522 for more details.

If looking to make a visit to our area then be sure to check with the Upper Wabash Interpretive Center for all upcoming events. They do an excellent job providing activities, events, and programs designed for all ages. For more information and details you can contact them at (260) 468-2127. I would also like to invite you to come visit us at Bozarth's Country Store located at 7309 E 400 S Lagro, IN 46941. We offer an excellent opportunity to shop for all your fishing, camping, and any other outdoor needs. We have one of the largest selections of cast iron and while you are shopping take a short break and visit our snack bar and try one our delicious hot sandwiches! You can contact us at (765) 981-4522. ■



BOZARTH COUNTRY STORE

ON THE SALAMONIE RESERVOIR



Welcome to Bozarth Recreational Resort located near the Salamonie Reservoir in southern Wabash County in Indiana! BRR is just minutes away from Dora-New Holland SRA boat ramp and minutes from the Salamonie State Park and Horse Camp.

www.bozarthcampground.com

Weigh In Scale Free Picture
Deer & Turkey
Good Hunting - Safety First
Find Us On Facebook at:
www.Facebook.com/bozarthcampground

DEER SEASON 2018
Open 6 a.m.
Opening Weekend
FREE CHILI
For Info Call Ryan 765-981-4522

We Have A Large Breakfast & Sandwich Menu

Campstore / Grocery
Fishing Tackle, Live Bait & License
Camping & Hunting Supplies
Cold & Hot Drinks
Ice - Pizza - Sausage - Hot Dogs
Snacks & Sandwiches

Banquet Room w/Kitchenette
Arcade Game Room
Showers (All Year)
Boat Storage (Inside)
LP Gas Refill Station
Large Selection of Cast Iron Cookware



7309 East 400 South, Wabash County
Lagro, IN 46941

Call: 765-981-4522



OPEN AT 6:00 A.M. - CLOSE "SUBJECT TO CHANGE DEPENDING ON THE SEASON"

Specializing in
FIREPOWER
Guns • Ammo • More

**DEPUTY
BIG
SHOT**
deputybigshot.com
812-866-5299



10214 W Deputy Pike Rd • Deputy, IN 47230
10 miles Northwest of Historic Madison, Indiana
Mon-Fri 8am-6pm • Evenings & Weekend Hours by Appointment



This is James Lasswell and Russ Lapham with their third place overall fish. They had a total weight of 5.03 pounds. (Author Photo)



This is Terry Shannon with his fourth place overall finish. He had a combined weight of 4.93 pounds. (Author Photo)

Indiana Outdoors

CONTINUED FROM PAGE 12

one. I've been known to miss a deer or two because I was on my phone.

3.) You can travel anywhere with it. I know that sounds crazy, but believe me, there are some you cannot with. There are one or two on the market that are shaped like grenades. Try getting those on a plane. It won't happen. No worries with Cirrus. Take it anywhere, on any far-off hunt.

4.) It lasts. With the ability to get up to 1,400 puffs per cartridge, there is little worry about one not lasting you an entire season. The same goes for the battery. One battery will last up to 100 hours. Just like with the battery, when a cartridge runs out, just simply screw another one in and you're back in the hunt.

5.) Cover scent. Besides the regular cartridges, you can purchase scented cartridges if you prefer, in aromas like earth, pine and acorn scents.

As I mentioned, the folks at Cirrus have went

above and beyond the wind indicator game. They have taken their apparatus to a whole new level. Sure, the others will all check the wind. In the daylight. But they can't do it in the dark, with a non-spooking red LED, or be my flashlight when I leave mine in the truck, or charge my phone! Can you tell I am really psyched about being able to charge my phone?

Let's face it, in the ever-increasingly expensive world of bowhunting, finding such an amazing product for under \$50 seems impossible these days. Not with Cirrus.

Check out how cool these things really are and buy yours at www.cirrusoutdoors.com.

Outdoors with Rich Creason

CONTINUED FROM PAGE 17

are like a kid's Slinky, wrapped into a circle and fastened at the top. I pour the peanuts in the opening on the end until the circle is full. The jays pull the whole peanut out between the coils and fly off with it. Woodpeckers also like the peanuts, but they peck a whole in the shell, and take just the nut inside. Then, when the feeder looks like it's getting low, most of the shells are already empty.

I have another feeder a friend game me as a gift. It's metal and shaped like a cornstalk. A whole ear of corn is placed on one of the five long, pointed spikes. The squirrels like the corn and some of the larger

birds will land and take a kernel off the cob.

When I can't get out in the woods, or chase the assorted creatures in the fields, I can still spend the winter watching the antics of all the critters outside my window, enjoying the free food.

The author may be reached at eyewrite4u@aol.com.

Roaming The Outdoors

CONTINUED FROM PAGE 5

'GOT INPUT' ON FISHING, HUNTING AND TRAPPING REGULATIONS?

The DNR Division of Fish & Wildlife wants to hear your ideas on fishing, hunting, trapping and other fish-and-wildlife-related regulations in Indiana, including special permits.

Through Nov. 1, you can use a convenient online form to contribute ideas and provide input on issues the DNR has identified for consideration.

The form is at: on.IN.gov/gotinput

The form — "Got Input?" — not only allows you to comment on ideas from the DNR Division of Fish & Wildlife, but also allows you to propose your own ideas on any fishing, hunting or trapping topic.

Got Input users must register with a username and a password.

Input and ideas can also be mailed to:
DNR Division of Fish & Wildlife

Attn: Got Input
402 W. Washington St., Room W273
Indianapolis, IN 46204

After Nov. 2, DNR staff will evaluate all comments and determine which ideas to forward for consideration by the Natural Resources Commission.

To view all DNR news releases, please see dnr.IN.gov.

SECOND SATURDAY AT SALAMONIE LAKE, NOVEMBER 10

Second Saturday at Salamonie Lake will focus on "Paddle, Walk, or Slide to Monument City," on Nov. 10.

The program runs from 1- 4 p.m. This is an opportunity to hike and learn about the history of the area before Salamonie Lake was built. Meet at the Interpretive Center at 1 p.m.

Advance registration is strongly encouraged by
CONTINUED ON PAGE 25

Pioneer Restaurant
Brookville, Indiana
(Behind the Courthouse)
765-647-7935

- Full Breakfast Menu (Mon - Sat)
- Daily Lunch Specials
- Open Early, Open Late (Mon - Sat 7am - ? Sun 12 - 12)
- Ice & Carry-out Available
- Where good food, friends & spirits come together
- Steak, Chicken & Seafood

"Great Weekend Boat & Bike Parking"

Pioneer Village

Ethanol-Free Gas Live Bait

Firewood Hot Food

Bio-Diesel Propane

Fishing License and Lots More

Jet of Hwy 256 & Hardy Lake Road
812-794-2769

INDIANA'S LARGEST HENRY RIFLES DEALER
SOUTHEASTERN INDIANA'S
LARGEST GUN TRADER!

MIKE MENTZ
812-663-2030
www.gunsandtacklegreensburg.com

1207 NORTH LINCOLN STREET, GREENSBURG, INDIANA 47240
Hours: Tues. thru Sat. 10 am - 6 pm / Closed Sun. & Mon.

- CASE KNIVES
- LARGE SELECTION OF CONCEAL CARRY GUNS
- TRAP GUNS - 17 HMR RIFLES
- RELOADING COMPONENTS
- HUNTING & TRAPPING SUPPLIES
- NITE LITES
- "SPECIAL ORDERS & LAYAWAYS"

RIHM INC. FOODS
CAMBRIDGE CITY INDIANA 47327

CUSTOM HOG & BEEF PROCESSING
"Venison Sausage and Hams"
Custom Curing
Hickory Smoked Hams & Bacons
CATERING

(765) 478-3426 1-800-846-6328
www.rihmfoods.com

Like a good neighbor
State Farm
is there®

CARL SHARP
27 W. Union St. Liberty, IN
458-5574 or
800-974-5574
www.carlsharp.com

State Farm
State Farm Insurance Companies
Home Office
Bloomington, Illinois



The vehicles on the Trail of Death caravan had flags provided by the Citizen Potawatomi Nation, headquartered at Shawnee, OK. Photo by Matthew Milliner, member of the caravan.

"Our 17 car, mostly native group, confronted what was (and is) worst about America, but at nearly every stop we also encountered what was (and is) best." -Matthew Milliner, Wheaton, Illinois, art historian.



George Godfrey, Shirley and Bill Willard at Chief Menominee statue. Twin Lakes south of Plymouth, Indiana. (Author Photo)

News of Native American Indians in Indiana



by Shirley Willard

Fulton County Historian, Rochester, Indiana

Retracing and reliving Trail of Death history

For the seventh time since 1988, my husband Bill and I accompanied a group that retraced the Potawatomi Trail of Death from Indiana to Kansas. We started the day after the Trail of Courage Living History Festival, our trip being Sept.17-22, 2018. We began Monday morning at Chief Menominee statue at Twin Lakes south of Plymouth. George Schricker and wife Michele, Plymouth, sang the song "Menominee" which he wrote and played on his guitar, and Michele taught

sign language for the words.

We followed the Potawatomi Trail of Death Regional Historic Trail highway signs east to the Michigan Road (Old 31) and then south into Fulton County.

We stopped at the Tippecanoe River to view the historical markers recalling the 1838 Trail of Death and Chippewaning village where the 1836 treaty was signed, demanding that the Potawatomi move west of the Mississippi River in two years.

We stopped at Rochester courthouse where the Trail of Death is marked by four stones, one from each of the states Indiana, Illinois, Missouri, and Kansas. These boulders are actually from those states, having been hauled by Bill Willard. The Indiana stone was donated by Rex and Joan Bowen, Richland Township. Navajos with us sang and blessed the marker with water while the Potawatomi with us blessed it with tobacco. Each year during the Trail of Courage, I put vases of plastic flowers beside these stones.

We traveled to heaven and hell and back. The heavenly part was the outpouring of friendship and interest in the Potawatomi Trail of Death story and the many wonderful meals that groups along the way provided. The hell was the heat (almost 100 degrees?) and the sad story we were telling people about the history of the forced removal of the Indians from Indiana to Kansas, a black mark on Indiana's history and other states too. And back home I am trying to sort things out, the many souvenirs and printed programs, the memories of

driving in a caravan of 17 cars and 36 people, led by our intrepid navigator Rich Meyer, Elkhart. We learned a lot of new history and met new friends.

Linda Anderson, Kirkland, Washington, is a member of Citizen Potawatomi Nation, and her brother David designed the Trail of Death logo. Her mother Peggy wrote "Two-Moon Journey," published this year by Indiana Historical Society. (The book is available at the Fulton County Museum for \$9.)

Linda wrote "Participating in the Potawatomi Trail of Death was one of the most immersive experiences I've ever had. I did not think about the day-to-day tasks that usually nag at me, no matter where I am. I did not even miss the people I always miss when I'm away from home (don't tell my husband!). It was such an intense experience that I was fully present the whole time.

"The thing that had the most impact on me was the graciousness and generosity of the people in the small towns along the way. I was touched by how many people came out to greet us when we passed through their communities. I was also amazed that almost every lunch and dinner was provided by a family or community group from the area we were passing through. It must have been a challenge to feed a group as large as ours, yet the food was always bountiful and delicious. Whenever I thanked the people who fed us or came out to greet us, the answer was, "It's an honor."

BUTLERVILLE GROCERY

5185 E US Hwy 50
Butler, IN 47223
812-458-6355

Deli • Gas • Grocery
Hot Food • Daily Specials

Military Discount
Call In's Welcome
Dine In • Carry Out
Open 7 Days a Week

EBBING AUTO PARTS, INC.



Quality Parts with "Experience"
www.ebbingautoparts.com

8 a.m. - 5 p.m. Monday - Friday (E.S.T.)
6090 West U.S. Highway 50
North Vernon, IN 47265

800-678-3105

812-346-1323
Fax: 812-346-8259
sales@ebbingautoparts.com



"ACROSS FROM COURTHOUSE"

HOURS:
Tues - Sat
6 am to 1 pm

Sundays
6 am to 1 pm



Home Cooked Meals

Dine-In or Carry-Out

LIBERTY RESTAURANT
7 West Union St., Liberty, IN 47353



765-458-5223






(SFS) Fast Safety put on an Remington 1911 R1. (Photo Provided by ?)



(SFS) Fast Safety put on an Rock Island M1911A1 45 ACP. (Photo Provided by ?)

Blue River Outdoors



by Steve Dake

Safety Fast Shooting System

The Gun Den is carrying a new product FAST SAFETY, also known as "SFS" (Safety Fast Shooting system) allows the 1911 to be carried Condition 1, but in a Hammer Forward state. When the Manual Safety (termed the "Cocking Lever") is swiped off, the hammer simultaneously springs to the cocked/ready to fire position by work of a Spring. To return the 1911 to "Safe Condition", the hammer is pushed forward manually. When pushed fully forward the ambidextrous safety "cams up" automatically by work of a spring. Fast Safety is the 21st Century Operating System for the 1911.

Persons who miss-out on the benefits of 1911 Carry because they don't like "Cocked and Locked" Carry, for any reason, can usually embrace Condition 1 FAST SAFETY Hammer Forward Carry.

The 20 Benefits of the FAST SAFETY System for the 1911

1. FAST SAFETY allows the 1911 to be carried Condition 1, but in a Hammer Forward state. When the Manual Safety (termed the "Cocking Lever") is swiped off, the hammer simultaneously springs to the cocked/ready to fire position by work of a Spring. To return the 1911 to "Safe Condition", the hammer is pushed forward manu-

ally. When pushed fully forward the ambidextrous safety "cams up" automatically by work of a spring. Fast Safety is the 21st Century Operating System for the 1911.

2. Because of the forward "carry" position of the no-slag hammer, the 1911 can be carried Condition 1 and eliminate common "snagging" in clothing of a cocked 1911 hammer.

3. Most comfortable for Carry with no cocked hammer to dig into your side-fat when carried IWB on the hip. Full appreciation of the comfort of the 1911's thin profile.

4. Best Solution for More Sure and Fast One Handed Deployment of the 1911.

5. Enables "Hammer Forward Carry", (like a DA/SA handgun), with the superior benefit of every shot being the same Single Action Trigger Pull.

6. The 1911 Fast Safety TACTICAL VERSION Adds an Extended Slide Stop/Slide Release...Making all the 1911 Controls easily within reach of the thumb of the shooting hand, without releasing or adjusting grip on the 1911.

7. Adds Ambidextrous Safety to 1911s with one-sided safety.

8. Adds a "Drop Safety" to the 1911 (that doesn't degrade trigger pull!)

9. Mechanically, the safest Condition 1 Carry Set-Up for the 1911. In addition to adding a Drop Safety, when hammer is manually moved forward, ambidextrous Safety "cams up" to the "On Safe" position, activating Four safeties: Trigger is disabled, Slide is locked, Hammer is locked, and Firing Pin is Blocked.

10. Persons who miss-out on the benefits of 1911 Carry because they don't like "Cocked and Locked" Carry, for any reason, can usually embrace Condition 1 FAST SAFETY Hammer Forward Carry.

11. The Fast Safety System Replaces Two Springs in a 1911: Hammer (Main) Spring and Plunger Spring, and adds a new "Return Spring" to the Hammer Assembly that is the cause of the Hammer's Automatic Cocking Action when the Safety is swiped off. In the opinion of BHSpringSolutions LLC, the design of Fast

Parts of the (SFS) Fast Safety for the 1911 Pistol.

Safety springs is appropriate for the jobs these springs perform and none of these springs could be considered "over-worked" because of the job performed.

12. Seeing the Hammer Forward provides visual confirmation that the 1911 is "on safe". Eliminates all "THAT HAMMER IS COCKED!" concerns.

13. Transition to the Fast Safety is seamless for Cocked and Locked carriers of the 1911.

14. Safe Condition 1 Carry, easily embraced by 1911 owners currently using a "Condition 2 or Condition 3 Carry. (Also safer because of the "no-slag" hammer.)

15. MAY buy you a few extra seconds to access

CONTINUED ON PAGE 23

THE GUN DEN

Buy - Sell - Trade

FOR ALL YOUR OUTDOOR & HUNTING NEEDS

A Large Selection of Kimbers in Stock

ALL LONG GUNS ON SALE

We do special orders and layaways

337 Roosevelt Dr. Shelbyville, IN 46176

(317) 398-3852

CHECK OUT OUR WEBSITE AT www.thegundenonline.com

Your roof is too important to trust to just anyone.

TRUST THE PROS AT HATZELL BROS.

Specializing in Standing Seam Metal Roofs

Residential and Commercial • Several Colors and Panel Options

FREE ESTIMATES

8649 W ST RD 67, Redkey, IN. 47373

Office
(765) 369-4067

Fax (765) 369-4071
email: hatzellbros@comcast.net

MANUFACTURER OF METAL ROOFING & SIDING • OFFICE: (765) 369-4067 • FAX: (765) 369-4071
E-MAIL: hatzellbros@comcast.net or Website: www.hatzellbros.com



Left Photo: Painting entitled "A New Beginning" by American artist Robert Berman, depicting the excitement and preparation of Connersville's first high school band prior to their initial public performance. Right Photo: Memorabilia of Connersville High School band in the museum. (Author Photos)

Whitewater Valley History



by **Donna Schroeder**
Fayette County Historical Museum

Face the Music!

It is fall, and I have an admission. I don't like football. Maybe I don't like it because I don't understand it. In my defense, I probably could understand it. I just never tried. Why? Well, I'm a wimp. As a kid, I didn't like Red Rover for the same reason. I understood the rules all too well. If you were the defender, you ran the risk of a dislocated finger or elbow. As the attacker, you could count on a punch in the gut. I simply didn't see the point. I preferred a rousing game of checkers.

On the other hand, I have always liked one aspect of college and high school football. The marching band is the attraction for me. I can't imagine that anyone doesn't get a thrill from the routines and the music. I was never in marching band. In first grade, I came home from school one day to find a piano in the dining room. I don't remember ever asking for one. As an only child, my parents must have decided that their daughter needed some culture. Up til then, I had spent my free time behaving like a heathen. I wandered around in the woods, collecting arrow heads or fishing at the pond and playing with my goat. (That's another story.)

Anyway, I've never regretted the piano. As a wimp, I would never have survived marching band. A piano is an immovable object. Nobody expects you to carry it around. You always play while protected from the weather. There's no heavy uniform. In fact, as long as there's nobody around, you can play in your underwear, if you like.

My instruction was received from two elderly spinsters. The first one, a plump little lady with a German accent, smacked my knuckles with a pencil when I made a mistake. When I met her, I asked if I should address her as Mrs. or Miss. "Miss", she said. "I've been missed many times". After a few cracks on my knuckles, I thought I knew why. When she

retired, my mother found another elderly lady. She didn't smack me, but she had a huge German Shepherd that was always restrained in a nearby room, snarling throughout my lesson.

But I digress.

At the same time I was beginning my music lessons, I had music class at school. Years later, I learned that the school's music teacher was none other than Dr. Otto Meissner, an extremely talented man who had already had an exciting career in music.


Dr. Meissner was born in 1880 in Huntington, Indiana. He came to teach music at Connersville High School in 1906. He left Connersville in 1908 to broaden his horizons. By the time he was teaching at my country school, he was seventy seven years old. He had been a professor at several colleges, created a series of instructions for learning piano, composed many songs for choirs, and had been president of the Meissner Piano Company. He retired and returned to Connersville in 1956. When he came back, he learned that several local schools had no music teachers. Although his license had expired, he was given an emergency license, and taught for three years. At the end of the three years, he was told that he would have to take beginner teaching classes to renew his license, but feeling (rightfully so) that his experience and illustrious career should stand on its own, he declined and again went into retirement. He died in Connersville in 1967.

Dr. Meissner made his mark on history and Connersville during his time as a teacher at the high school. The story goes that he ran into three high school boys who had been suspended from school for misbehavior. He told them that he would have them reinstated if they would agree to learn an instrument. He attracted students by promising they would form a band and appear dressed in the school colors of red and white. Soon, students were taking lessons during lunch hours and after school. On December 17, 1907, the band made its first appearance in front of family and friends. By 1908, his high school marching band received national acclaim as the first in any public school in the United States.

His legacy lives on at Connersville where much pride is taken in the band.

So, I missed an opportunity to learn from the best, but I never had to march! I have a granddaughter who is studying at Ball State with aspirations to play in a symphony or be a high school band director. I hope she can instill a love of music in youngsters, just as Otto Meissner did so many years ago.

Speaking of Connersville's band....our new location of the Fayette County Historical Museum in Connersville has a great collection of the history of our band and county schools. Come visit us soon at 200 West 5th Street!



Program from Poplar Ridge School in southeastern Fayette County. The museum has many items from the schools of long ago. (Author Photo)

DALE HARDY SUPPLIES

RED WING SHOES[®] AUTHORIZED ASE DEALER

Custom Leather, Hunting & Trapping Supplies

carhartt

KEEN Old Town CANOES X KAYAKS LaCrosse

UTILITY (574) 753-6843

683 N County Rd 225 W, Logansport, IN

Heritage Goodhew Enterprises, Inc.

HERITAGE GOODHEW

STANDING SEAM METAL ROOFING

New Installation & Metal Roof Repair

765-857-2623

www.heritagegoodhew.com

HIGHSMITH GUNS

"INDOOR SHOOTING & ARCHERY"

Sales & Training

Indoor Shooting and Archery

Best Prices – New & Used

NRA Law Enforcement Instructors

Register for Classes Online

(317) 462-6290

123 N. State St., Greenfield • www.highsmithguns.com

Fabulous

FAYETTE COUNTY

A Great Place To Be!

www.tourconnersville.com

*See the sights, ride the rails,
Enjoy the river, hike the trails.
There's much to see and do in one of
Indiana's most scenic and historic areas!*

Fayette County Historical Museum
Canal House * Whitewater Valley Art Association
Whitewater Valley Railroad * Roberts Park
Mary Gray Bird Sanctuary * Historic Elmhurst
Historic Downtown District * Shopping * Dining
Camping, Fishing, Hiking and so much more!

Hunting The Big Ones



by Mike Lemen


Learning How To Take Bear

It all started about 17 years ago while visiting a buddy at the local boat shop. He and another guy had just returned from North Western Ontario from an archery bear hunt. They were talking about big bears, bears climbing trees with them and all the fun they had while on the trip. My first reply was No Way would I hunt bear with a stick and string...maybe a cannon, but probably not then either! Months passed and I heard more stories of close encounters. Also stories of actually catching fish ...unlike around here fishing all day for very little fish. The more I heard, the more I wondered if this was something I could possibly do.

Then the day came..weeks before they were going again, deposits paid, plans being put together...One of them couldn't go..I was asked if I was interested...Scared to death I said Heck, Yes!

To make a really long story a little shorter..that trip was great and over the years I've gotten to know the Family at Hideaway Outfitters like they were my own. I've taken several black bear. My biggest being 7 ft tall, 322 lb, and a 9 1/4" skull. The heaviest 396 lb. (both with my Matthews bow) My smallest...we'll just say small...but tasty! I have taken my wife Stephanie there for fishing, and she landed a 36 inch muskie, with 8 lb line and no leader!

John and Kathy Palson have been running Hideaway cabins since 1979. They have offered black bear, whitetail, fishing and at one time they also guided for moose. Most of my trips included 10-12 hunters, and our success rate was near 100%. But with age and time, things change. This year might have been the last bear camp due to health and help, or should I say the lack of help. I'll never forget everyone I've met over the years and all of the fun (and scary times) I've had with Hideaway. I'm hop-



Here I am with my 7 foot black bear. (Author Photo)

ing for more hunts with the Palsons in years to come. But If not it's been Awesome till now. They will always be my hunting family. Happy hunting ..and here's a pic of my 7 ft bear.

Mike Lemen

Blue River Outdoors

CONTINUED FROM PAGE 21

your Back-Up Weapon if an attempted Gun Grab is successful and your 1911 ends up in a bad-guys hand. The SFS System is different and may cause momentary confusion for an attacker who gains control or your 1911. In Fast Safety Condition 1, the Hammer is Locked and cannot be manually cocked. The Slide is Locked and cannot be racked. When the Safety is disengaged, it causes the hammer to spring rearward – again, different, and may cause momentary confusion for an attacker in a Gun Grab. At a minimum, in a “Gun Grab” situation, your 1911 is more difficult for an attacker to deploy than any “non-manual-safety” semi-auto pistol. Fast Safety for 1911 has Tactical Safety Advantages over ANY other operating system on any handgun.

16. If shooter tends to “ride the manual safety”

with shooting thumb during shooting, nothing changes. But, since the Manual Safety cannot be “cammed up” with the thumb (only by manually pushing forward the hammer), Fast Safety eliminates the chance of the thumb riding up under the safety and inadvertently engaging the safety.

17. Ambidextrous Magazine Catch adds flexibility for Magazine Changes for all users and is a great addition for left-hand-dominant 1911 users. (Tactical Version)

18. “Drop In” System. The Fast Safety System is a Kit of parts that replaces parts in both Series 70 and Series 80 1911 pistols. Conversion is typically an “easy job” for a gunsmith or 1911 owner familiar with the “detail strip” process of the 1911.

19. Fast Shooting (weapon carried ready to fire in total Safety).

20. Compliments everything that is excellent about the 1911.

Come by **The Gun Den 337 Roosevelt Dr. Shelbyville In. 46176** or call **(317) 398-3852** to look at or ask questions. Don't forget to also look at last month article on Glock safety. Next month will be about a new style tac light and new springs for firearms that will improve performance.

The Gun Den also helps organizations with fund risers. Give us a call so we can explain different ways we can help you to get funds for your organization.

C&T CYCLE
812-752-5466



(812) 752-5466

**We Service All Major Brands Of
Motorcycles, UTV's & ATV's**

**From Minor Service
To Complete Rebuilds**

Triton Trailer Authorized Dealer

Many Utility Trailers In Stock

**Hwy 31 South in Scottsburg, IN
Just Off I-65**

**30 Mile North of Louisville
85 Miles South of INDY**

E-mail: xlch1@mw.twcbc.com



J & L Sporting Goods LLC located at 200 N. State Hwy 3, North Vernon, IN 47265.



J & L Sporting Goods LLC Grand Opening celebration on July 7, 2018.

Joel & Linda Willis Welcome You To Their Sporting Goods Store In North Vernon, IN

by Joel Willis

(Photos by Ray Dickerson)

J & L Sporting Goods LLC wants you to come see what we have going on. We are your local **LIVE BAIT Headquarters** carrying crappie & bass minnows as well as goldfish & crickets 365 days of the year. My wife Linda and I are the new owners of J & L Sporting Goods LLC. We consider our selves to be blessed to be in the position to carry on this growing sporting goods store that has a solid history of providing Jennings county and surrounding county's with the outdoor sporting needs they may have. Though we have larger goals to achieve, we are enthusiastic about what has transpired since assuming ownership of the store on April 1st 2018.

The history of the store first began with Herr's Sporting Goods, then Pettit Sporting Goods, on to Scott's Sporting Goods and then John's Guns & Tackle for the last 8 years. With great excitement and opportunity available, J & L Sporting Goods LLC


have taken on this opportunity to grow and keep providing the Jennings county and surrounding counties with hunting and fishing supplies.

Being a store that is in the growing stages, we may not have everything on hand that you may need, but we take pride in taking the extra step to meet your needs. We can order almost anything you may need that is not stocked in the store. J & L Sporting Goods' LLC current inventory consist of, new & used firearms, ammunition, optics, Bowtech archery dealer, variety of used bows, Parker crossbow dealer, and 2 indoor archery ranges. 20 target indoor 3D range, Techno-hunt...use blunt tips and shoot any wild game on our HI-DEF Techno-hunt screen. Currently we are running a 3D shoot on Sundays at 12 p.m. for \$12.00.

For information and pricing on range fee's, firearm transfer fee's, please give us a call.

Business hours:

Monday - Saturday8am to 6pm.



To the right of the gun display is the ammunition, targets and accessories.

Sunday.....9am to 5pm.

J & L Sporting Goods LLC
200 North State Hwy 3
North Vernon, IN. 47265

Phone: 812-352-7123

Facebook: J & L Sporting Goods LLC



Denny Wilson sells clothing, boots and coon hunting supplies.



BLUE RIVER ARMS
GUNS, AMMO & TACKLE
OPEN

Hrs: Thur - Fri 10 am - 5 pm / Sat 8 am - 1 pm

Pelican Canoes, Fishing & Pedal Boats
Hunting Supplies • Fishing Pole & Tackle
Trapping Supplies • Live Bait (Seasonal)
DNR Deer & Turkey Check Station • MRE Meals
Tannerite Exploding Targets • Air Soft Rifles
Crossbows • Handguns • Shotguns • Rifles
Muzzleloaders • Ultra-Advantage Dog Food & More

2596 W. Old Franklin Road • Shelbyville, IN 46176
317-392-2627 or 317-501-6139
www.blueriverarms.com

J & L SPORTING GOODS LLC

ARCHERY SUPPLIES / BOWTECH BOWS
3D INDOOR ARCHERY RANGE / TECHNO HUNTING SYS.

MUCK BOOTS / RELOADING SUPPLIES
LONG GUNS / HAND GUNS / AMMO
FISHING TACKLE, SUPPLIES & LIVE BAIT

HUNTING LIGHTS / DAN'S HUNTING CLOTHES
GARMIN TRACKING SYS. / DOG LEADS & COLLARS

Owners: Joel & Linda Willis
HOURS: Monday thru Saturday 8 am - 6 pm
Sunday 9 am - 5 pm

.200 N. Highway 3 & 7
North Vernon, IN 47265
Phone: 812-352-7123
Fax: 812-953-5961
E-mail: jlsportinggoods@yahoo.com

S & S BAIT & TACKLE

(Salamonie Reservoir)

• Bait • Tackle • Soft Drinks • Ice • Snacks • Picnic Supplies • Firewood
• Produce • LP • Camping & Outdoor Equipment • More

Owner: Steve Chenoweth
OPEN 7 DAYS A WEEK 6 A.M. TO 8 P.M.
8975 W. 600 S (Jct. Hwy 105 & 124) Andrews, IN 46702 / Ph: 260-468-2551
Website: www.sandsbaitandtackle.com

MasterCard VISA



The Archery Section is well stocked with all the latest equipment you need.



This is J&L's indoor 3D archery range, they also have a Bow Specialist on hand.



J & L can be your fishing headquarters year around with live and artificial bait.



Joel's father, William Willis, set up the Techno-hunt range. The moose was moved to this photo.



Linda Willis is showing Ray their lively minnows. INSET is live gold fish minnows.



Along the north wall are the rifles, shotguns, pistols and accessories display.

Roaming The Outdoors

CONTINUED FROM PAGE 19

calling 260-468-2127. A \$3 fee per participant is payable day of the event.

Second Saturday is a monthly educational series of programs at Salamonie Lake.

Property entrance fee does not apply to Second Saturday participants.

Campsite reservations can be made at camp.IN.gov or by calling 1-866-622-6746.

Upper Wabash Interpretive Services (dnr.IN.gov/uwis) is at 3691 S. New Holland Road, Andrews, 46702.

To view all DNR news releases, please see dnr.IN.gov.

INDIANA DIVISION OF F&W HUNTING SEASONS BEGIN IN OCTOBER

Turkey archery: Oct. 1-28

Deer archery: Oct. 1, 2018-Jan. 6, 2019

Red and gray fox: Oct. 15, 2018-Feb. 28, 2019

Woodcock: Oct. 15-Nov. 28

Coyote, striped skunk: Oct. 15, 2018-Mar 15, 2019

Red and gray fox (trapping): Oct. 15, 2018-Jan. 31, 2019

Turkey firearms: Oct. 17-28 (in designated counties)

C&C Webster Store & Village Post Office
 Webster, Indiana
 765-962-3293

CHECK OUT OUR CHRISTMAS GIFTS YOU MIGHT BE SURPRISED WHAT YOU FIND

ANTIQUES & GIFTS
GROCERIES - PICNIC SUPPLIES
LUNCH MEAT - SOFT DRINKS
ICE - SNACKS & GIFTS

WILLIAMSBURG FOUNTAIN CITY
 MAIN ST WEBSTER RD
 US 35 WEBSTER STORE US 27
 RICHMOND

PROPANE TANKS \$19.99 + TAX WITH EXCHANGE




BUY SELL TRADE
 Pistols / Handguns / Rifles / Shotguns
 2213 S. Scatterfield Ste. #6, Anderson, IN 46016
 Phone: 765-646-9000 / Fax: 765-646-9010
 Hrs. M-F 10am-6pm / Sat. 10am-5pm / Closed Sun.
 FACE BOOK: [9-GUNS](https://www.facebook.com/9-guns)
 WEBSITE: www.9-guns.com
 E-MAIL: contact@9-guns.com

Your Local Full Service Butcher Shop



French's Locker LLC
 106 SYCAMORE STREET
 BATESVILLE, IN 47006
 (812) 934-2902
WWW.FRENCHSLOCKER.COM
 BEEF, PORK, SHEEP, GOAT & DEER PROCESSING
 LOCALLY GROWN 1/4, 1/2 OR WHOLE BEEF
 AVAILABLE 1/2 OR WHOLE PORK

Outdoor Scenes & Verse



by Anita McFalls

Size does Matter when it's a big heart

I'd like to take this opportunity to thank, and brag on, some of the greatest folks I know, fellow fishermen and women!

In the past 6 plus years, my husband and I have had the good fortune to get to know many of these folks personally, and to call many of them friends. Although the fishing community at Summit Lake is a quite competitive family, they are just that, a big family, with a giving heart!

It was no surprise that when the New Castle Police Department needed funding to acquire two new K-9 officers, the fishing community stepped right up! Roger Claywell began to organize a fundraising event which he called K-9 Clash Bass Tournament. His intent was to collect as much money as he could, and donate it in honor of former Police Chief, and loved and missed friend, to many of us, Brad Catron.

Roger began spreading the word, and doing the footwork, to get donations and participation for the benefit. Many of the same guys who fished the tournament also donated time, money, and merchandise to make it a success.

The morning of September 8th was proceeded by an all night rain, which was also accompanied by wind, and continued throughout the competition! The weather kept some away, but 22 boats launched, and Brett Rains and partner Scott Smith brought in the winning bag of four fish, weighing 15.24 lbs, and also secured "big bass," with 5.47 lbs. The event proved that you can't keep the "die hards," down, and after pay-out, enabled Roger to present the



Brett Rains and Scott Smith. (Author Photo)



Brett Rains and Scott Smith. (Author Photo)

NCPD K-9 unit with a check for \$1,529.00!

Summit has continually produced huge bags at weigh ins this year, and given bragging rights to many Walleye and bluegill anglers. Crappie has also been plentiful, as well as all of the other species. Even though Summit Lake is our "home lake," and Scott and I mainly bass fish, we invite ALL ANGLERS to BROOKVILLE, on NOVEMBER 11th, for the Brookville Bash Walleye fundraising tournament! This benefit helps fellow angler, and friend, Matt Brennen. Matt is a member of the Indiana Walleye Anglers Association, and is fighting to "Whoop" cancer!

This is an open event, and 25% of the total purse, plus 100% of raffle proceeds go directly to Matt. You can also stop by Gittin' Jiggy With It, LLC, and purchase a "Fish On" window sticker for \$5.00 to help Matt with living expenses and medical bills.

Eighty bucks gets a 2 person team in, and you can find all the details at Indianawalleyeanglers.com! Remember your raffle money! There will be great prizes, and it helps a good guy! (photos Brett Rains and Scott Smith, Some of the gang! the check! the poster for Brookville Bash.

INDIANA WALLEYE ANGLERS ASSOCIATION AND WILLOWPINE OUTDOORS

Present

Brookville BASH

OPEN EVENT • BENEFIT • NTC SIDEPOT
BROOKVILLE LAKE NOV 11, 2018

25% OF TOTAL PURSE AND 100% OF RAFFLE EARNINGS WILL BE DONATED TO HELP FRIEND AND CLUB MEMBER MATT BRENNEN WHOOP CANCER!

\$80 / BOAT. OPTIONAL ADDITIONAL \$50 TO ENTER NTC SIDEPOT.
OPEN EVENT - NO CLUB FEE,
2 ANGLER TEAMS, 5 FISH WEIGHED.
ALL OTHER IWARA RULES APPLY.

DETAILS: INDIANAWALLEYEANGLERS.CO

BERTCH'S HARDWARE & RAMEY PLUMBING

HARDWARE
PAINT
PLUMBING
ELECTRIC

51 W. UNION ST. LIBERTY, IN 47353
PH: 765-458-5512

10% Off all Yeti coolers
≠ Gear with ad

NOW IN STOCK
YETI

LOGHOMECENTER.COM - 1.800.773.6223
16907 MYSTIC RD. NOBLESVILLE, IN. 46060

Gittin' Jiggy With It Bait & Tackle Store

765-524-6484

Come check out our OWN, "CUSTOM" JIGGY STIX RODS!

| | | |
|----------------------------|-----------------|------------------------|
| Flat Out Tungsten | Ark Rods | SUNLINE FC SNIPER |
| Klotz Oil Products | BRUISER BAITS | Cricket Rocket |
| Wally Marshall Mr. Crappie | Big Diddy Baits | Perfection Lures |
| Power Pro Slick 8 | Dirty Jigs | TOUCHDOWN Line CUTTERZ |
| Lazy One Gifts and Apparel | | |

OPEN 7 DAYS / YEAR AROUND
Like us on [FACEBOOK GittinJiggyWithItBaitandTackle](https://www.facebook.com/GittinJiggyWithItBaitandTackle)
4277 E SR 36 (Corner of 36 & Messick Rd) • Mooreland, IN 47360

Best STOP Auto Care

2 Salisbury Rd., Richmond, IN

Complete Auto Service

"Work at a price that's fair from people who care"

- Tune-ups
- Brakes
- Transmissions
- Major engine work
- Cooling system service
- Towing

Courteous, Friendly Service
Questions? Just Ask! We're Here To Help!
Pick up & delivery service available

CALL US TODAY
765-935-3849

Plan your Indiana adventures at

www.INDIANAOUTFITTERS.com

INDIANA'S ONLINE OUTDOOR RECREATION GUIDE

Link up to us at www.INDIANAOUTFITTERS.com

Find all the info you need
with this FREE
Indiana Trip Planning Website!



Where do you want to go
this weekend?

Visit

www.INDIANAOUTFITTERS.com



FREE! Indiana Cabin Rentals Guide

www.IndianaCabinRentals.com



Now finding cabin rentals is easy.

Use a clickable map of the state to find a rental cabin!



Looking for lodging with a hot tub?

Want a place by the water?

Find traditional log cabins, historic cabins, floating cabins, camping cabins, and unique rental homes throughout Indiana.



Why settle for a stuffy hotel room when there are options like this?

Rent your own private cabin!



Want a secluded cabin with peace & quiet?

Want a cabin near the heart of the action?



Need a pet-friendly cabin?

Want a basic camping cabin without all the frills?

www.IndianaCabinRentals.com

Find specials, pictures & links to cabin rentals around Indiana



Holidays are just around the corner. Great gift ideas at Fields Outdoor Adventures

126 South Perkins St.
Rushville, Indiana 46173
765.932.3964
www.fieldsoutdooradventures.com

Store Hours: Tues-Fri — 10 am to 6 pm.
Sat — 10 am to 5 pm. Sun — 1pm to 5pm

All items in stock at time of ad. Pricing valid while supplies last. Sorry, no rain checks or special orders. Not responsible for typo errors. Case quantities available on some ammunition.

This is just a sampling of the items available.

Sale prices not valid for gun trade ins.

Licensed Shooting Preserve

A unique gift for the hard-to-buy-for

Call today to schedule your hunt
Ryan- 765-561-3139
Store-765-932-3964



5.56 Armor Piercing
62 GR 1000RD can
\$325

\$50 OFF ALL CROSSBOWS
(Fully assembled, Prices as marked)



| Description | Model | Caliber | Sale Price |
|-------------|----------|---------|------------|
| Woodsman | B-14 | Various | \$749.99 |
| Timber | B-14 | Various | \$749.99 |
| HMR | Tactical | Various | \$799.99 |



Under Armour Clothing
BLOW OUT SALE
SIZES UP TO 5X



30 OZ Tumblers \$10 each.



Reloading Powder Sale

| | | | |
|-------|---------|--------------|---------|
| WC760 | \$15.99 | IMR4320 | \$15.99 |
| WSH | \$15.99 | CFE223 | \$15.99 |
| H4831 | \$19.99 | HI-SKOR 800X | \$15.99 |
| H380 | \$16.99 | IMR4227 | \$15.99 |
| H3841 | \$16.99 | IMR4064 | \$15.99 |
| WC296 | \$16.99 | HI-SKOR 700X | \$15.99 |



EOTECH 512.A65
\$399.99



Remington Bucket of Bullets .22LR
\$69.99



NIGHTSTICK 850XL Weapon Light
\$74.99

| | | | | | |
|------------------|-------------------|----------|----------------|---------------------------------------|-----------|
| S&W | SD9VE | \$299.99 | Kimber Micro 9 | Stainless Rosewood Lasergrip | \$599.99 |
| Taurus | TCP .380 | \$179.99 | Kimber | Pro Raptor II | \$1049.99 |
| Ruger | AR556 8500 | \$579.99 | Ruger | Coyote Tan 10/22 | \$389.99 |
| Pointer O/U | All Gauges | \$449.99 | S&W Shield | 9MM/.40S&W (w/o night sights) | \$349.99 |
| Remington | 870 25077 | \$399.99 | Glock 22 | Gen 3 Made in USA (unfired LE trades) | \$449.99 |
| Remington | 1911 R1 Stainless | \$599.99 | Ruger | Security 9 | \$309.99 |
| Remington | 1911 R1 Blue | \$549.99 | Glock | 19X | \$594.99 |
| Mossberg (26240) | ATR Yth .243 Win | \$279.99 | Taurus | G2 Millennium 9MM | \$199.99 |

AMMO SALE



| Manufacturer | Caliber | Sale Price |
|------------------|---------------------------------------|--------------|
| CCI Blazer Brass | .9MM 115 Gr FMJ | \$200 |
| CCI Blazer Brass | .45 ACP 230 Gr FMJ | \$350 |
| CCI Blazer Brass | .40 S&W 165 & 180 Gr | \$300 |
| Federal | .223 55Gr FMJ | \$149.50/500 |
| Federal | .223 55Gr FMJ | \$300/1000 |
| Federal | RTP 5.56 55 Gr FMJ | \$300 |
| Federal | RTP .38 SPL 130 Gr | \$280 |
| Federal | RTP .380 ACP 95 Gr FMJ | \$280 |
| Remington | Sluggers 20 Ga | \$2.75/5 Rds |
| Remington | .308 Win 150 Gr Core Lokt | \$16.99 |
| Remington | .30-06 Win 150 Gr Core Lokt | \$16.99 |
| Remington | Premier .243 Win 80 Gr Copper Solid | \$23.99 |
| Federal | .308 Win Gold Medal Match 168 Gr BTHP | \$24.99 |
| Hodgdon | Triple 7 Loose FFG/FFFG | \$19.99 |

Hornady Ammo



| Caliber | Sale Price |
|------------------------------------|------------|
| .357 FTX 140 Gr | \$15.99 |
| .460 S&W FTX | \$24.99 |
| .30-30 MonoFlex 140 Gr | \$19.99 |
| .30-30 FTX 160 Gr | \$19.99 |
| 6.5 Crdmr 129 Gr Interlock (81489) | \$17.99 |
| 6.5 Crdmr 140 Gr ELD Match (81500) | \$24.99 |
| .308 Win American | \$17.99 |