

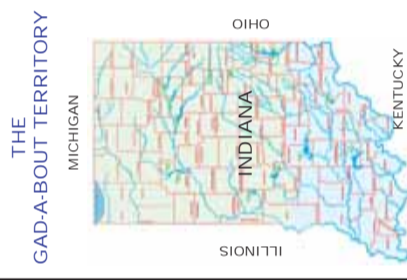
READ THE GAD-A-BOUT FREE ON LINE  
CLICK HERE [www.thegadabout.com](http://www.thegadabout.com)

TAKE ONE IT'S FREE

DECEMBER 2017

# THE GAD-A-BOUT™

EXPLORING RECREATION OPPORTUNITIES IN THE GAD-A-BOUT TERRITORY



I WON'T DRIVE WITHOUT THIS DEER WHISTLE ON MY VEHICLE (S) - SEE PG 3  
ADVERTISER INDEX PG 2 / ARTICLE INDEX PG 3 READ ABOUT COVER PHOTOS ON PAGE 3

TO ADVERTISE IN THE GAD-A-BOUT SEE PAGE 1 • CELL 1-765-960-5767 • WEBSITE: [www.thegadabout.com](http://www.thegadabout.com) • E-MAIL: [raythegadabout@gmail.com](mailto:raythegadabout@gmail.com)

## ADVERTISER INDEX

YOU CAN PICK UP A FREE COPY OF THE GAD-A-BOUT AT THE ADVERTISERS LISTED BELOW or READ IT FOR FREE AT [www.thegadabout.com](http://www.thegadabout.com)

### INDIANA

**ANDERSON**  
9 Guns Pg 24

### AUSTIN

Burris Electric (Madison & Seymour) Pg 6

### BATESVILLE

French's Locker LLC Pg 10

### BROOKVILLE

52 Pik-up Convenience Store Pg 5

Brookville Lake Guide Svc Pg 4

Dairy Cottage Pg 7

Pioneer Restaurant Pg 18

### BROOKVILLE LAKE AREA

Barton Bay Pg 7

Fallen Oaks Taxidermy Studio Pg 20

Frames Outdoor Pg 13

Parkside Marine & More Pg 3

Steve's Marine Pg 11

### BUTLERVILLE

Butlerville Grocery Pg 20

### CAMBRIDGE CITY

A - T & I Service Pg 23

### CENTERVILLE

Animal Hospital of Centerville Pg 19

Mills Funeral Home Pg 16

Panoramic III & IV Apts Pg 29

### CONNERSVILLE

Fayette County Tourism Pg 10

Matt's Custom Guns Pg 16

### DEPUTY

Deputy Big Shot Pg 12

Marion's Greenhouse Pg 24

### DUBLIN

Rihm's Meat Processing Pg 29

### FOUNTAIN CITY

Texas Jack's Lock, Stock & Barrel Pg 14

### GREENFIELD

Highsmith Guns Pg 22

Jensen's Pawn & Guns Pg 23

### GREENSBURG

Guns & Tackle, Inc. Pg 4

Tree City Metal Sales Pg 25

### HANOVER

Pate Meat Processing Pg 25

### HARDY LAKE

Pioneer Village Pg 7

### INDIANAPOLIS

Indiana Slabmasters Pg 20

Indiana State Police Pg 6

[www.IndianaOutfitters.com](http://www.IndianaOutfitters.com) Pg 31

### KNIGHTSTOWN

Knightstown Meats & Catering Pg 2

RW Gunsmith Shop Pg 29

### KOKOMO

Joe's Beef Jerky Pg 12

Martino's Italian Villa Pg 9

### LAKE MICHIGAN AREA

Brother Nature Charters Pg 11

### LAUREL

Laurel Hotel Restaurant Pg 22

### LIBERTY

Bertch Hardware Pg 7

Carl Sharp State Farm Pg 26

Liberty Restaurant Pg 14

Pizza King Pg 17

Woodruff's Supermarket Pg 17

### LOGANSPOUT

Dale Hardy Supplies Pg 19

### MARION

Riverside Sporting Gds Pg 30

### METAMORA

Metamora Diner Pg 24

### MILROY

Country Side Hardware Pg 5

Milroy Shoes Pg 18

Troyers Country Store & Bakery Pg 27

### NOBLESVILLE

Log Home Center Pg 8

### NORTH VERNON

Ebbing Auto Parts Pg 20

Johns Guns & Tackle Pg 19

### PORTLAND

1 Shot Sports Pg 4

### PRAIRIE CREEK RESERVOIR

Dry Dock Marina Pg 4

### REDKEY

Hatzell Bros Roofing Pg 10

### RICHMOND

Army Navy Store Pg 9

Best Pawn Pg 15

Best Stop Auto Care Pg 10

Cabinet Factories Outlet Pg 15

Davis Transmissions Pg 10

Doc & Wyatt's Trading Gallery Pg 19

Knuckle Busters Auto Repair Pg 22

Mendenhall Hardware Pg 2

Merkamp Sales & Service Pg 3

Mighty Muffler Comp Auto Rpr Pg 14

Prairie Wolf Gun Repair Pg 13

Riggle-Waltermann Mortuary Pg 26

Tri County Awards Pg 26

Wildfire Motors Pg 8

### RIDGEVILLE

Heritage Goodhew Metal Roofg Pg 18

### RUSHVILLE

Fields' Outdoor Adventures Pg 32

### SALEM

Red Barn Bait Shop Pg 7

### SALAMONIES LAKE AREA

Bozarth Country Store Pg 21

### SCOTTSBURG

C & T Cycles Pg 30

Scotts Ace Hardware Pg 19

### SHELBYVILLE

Blue River Arms, LLC Pg 9

The Gun Den Pg 25

### SUMMIT LAKE AREA

Gittin Jiggy With It B&T Pg 21

### UNDERWOOD

Underwood Auto Parts Pg 27

### WEBSTER

C & C Webster General Store Pg 5

### WILLIAMSBURG

Glick Butcher Shop Pg 13

J D Farm Supply Pg 5

# Roaming The Outdoors



by Ray Dickerson

READ THE GAD-A-BOUT FREE ON  
LINE CLICK HERE  
[www.thegadabout.com](http://www.thegadabout.com)

## THE MIAMI NATION OF INDIANA DESERVES THEIR FEDERAL RECOGNITION REINSTATED

Personal note to **President Donald Trump** and **Vice President Mike Pence**, what are the chances of the Federal Government reinstating the **Miami Nation of Indiana** as an **Indian tribe**? The State of Indiana has recognized the Miami Indian Nation of Indiana as a tribe.

I urge the Federal Government to also recognize the Miami Nation of Indiana as an Indian tribe.

I'm sure Vice President Mike Pence, former Governor of Indiana, would be in favor of this reinstatement.

I talked to the late Principle Chief Ray White back in 1992 at their location in Peru when I sought their approval for a narration I wrote about the Greatest Indian Chief in Indiana 1780 - 1812, Miami Chief Little Turtle. The narration was the life story of Miami Chief Little Turtle, William Wells and Francis Slocum for "Frontier

Days" a Pre-1840 Rendezvous at Treaty Line Pioneer Village in Dunlapville, IN. 1992 - 2001 that I began in 1991.

I was advised by a good friend that I should seek approval for my narration from all the Indian Councils in Indiana before continuing. I did so and all three approved after I met with them, gave them copies to read and later received word it was okay to read the narration at my rendezvous.

It was during that time I learned from the Miami Nation of Indiana's Principal Chief Ray White they had lost their Federal Recognition due to a clerical error in 1897.

The address for the Miami Nation of Indiana is 80 West Sixth St., Peru Indiana 46970 and website is [www.miamiindians.org/](http://www.miamiindians.org/). My contact person is Sarah Siders, Miami Indian Nation of Indiana, Secretary.

(For more information about the Miami Nation of Indiana read Shirley Willard's three part story on the removal of the Miami Indians from Indiana in 1846 in this issue, go to page 24.)



### CHECK YOUR DEER & WEIGH IT AT TEXAS JACK'S LOCK, STOCK & BARREL IN FOUNTAIN CITY, IN.

Jack Bales or as he likes to be called, "Trail Boss" is doing what I think is something out of the ordinary during this years deer season. He is selling hunting and fishing licenses, checking in your deer, weighing the deer and taking photographs of the deer. This has all began mostly with Amish hunters, the only thing different with them, Jack can only take the deer's photo, not the hunter. But

if you are not Amish he will include you in the photo too.

Once you get to Texas Jack's you will find a dandy array of every thing from this to that. More specifically here is a list of products at your finger tips: McCauley feeds (more specifically assorted horse products manufactured in Versailles, KY. McCauley Brothers feed the top race horses including American Pharoah and expecting race mares, we carry 10-12-14% pellets, plus a pellet-ed feed for senior and horses with digestive problems. Also Canadian oats, rice bran oil, salt blocks and an assortment of supplements), tack, saddles, gates, hardware, Victor dog and cat food (more specifically Victor dog food for all life stages and for high energy dogs, preferred by coon, squirrel and field dog owners, also food for dogs with digestive and coat problems), Lean' Tree greeting cards, ammunition, hunting & fishing licenses and batteries, a changing array of home decor items, toys, concealed carry purses, wallets, knives, antiques, Cowboy candy and nuts from Texas, local honey, local artisans provide soaps, candles, lighting, garden items, stone engraving and art. Texas artisans provide jewelry, children's quilts and clothing and a visit is necessary because I'm sure Jack will be adding a few other items as time goes along.

Do me a favor and tell Trail Boss Jack Bales  
CONTINUED ON PAGE 25

**Mendenhall**  
*True Value*  
Help Is Just Around The Corner.

**KEROSENE WICKS  
DEER WHISTLES  
IN STOCK**

 125 S. W. 5th Street  
Richmond, IN 47374  
765-962-4842



## KNIGHTSTOWN LOCKER MEATS AND CATERING

8037 South 575 West, Knightstown, Indiana 46148

765-345-2410 or 1-800-718-6010

[www.ktownmeatsandcatering.com](http://www.ktownmeatsandcatering.com)

Directions: 1 Mile North of US 40 on County Road 575 West – East of Knightstown

Dan Titus Owner/Operator for 30 Years

**DEER PROCESSING** includes skinning, cleaning, cutting, wrapping & freezing  
Cape removal for mounts (must be picked within 24 hrs. of drop off)

We offer a variety of summer sausages and snack sticks along with many specialty products

### Summer Sausage:

- Regular
- Hot Summer Sausage
- Cheddar Cheese Summer Sausage
- Jalapeno Cheese Summer Sausage
- Habanero Cheese Summer Sausage

All summer sausage comes in approximately 2# rolls

### Snack Sticks:

- Regular Snack Sticks
- Hot Snack Sticks
- Snack Sticks with Cheddar Cheese:
- Snack Sticks with Jalapeno Cheese
- Snack sticks come in 10 sticks/pound

### Deer Specialty Products:

- Deer Brats • Deer Bacon • Skinless Smoked Sausage
- Deer Jerky • Smoked Ham

**DEER TRIMMINGS:** We accept CLEAN, BONELESS, FRESH OR FROZEN deer meat for processing into product. Please use clear plastic food grade bags or containers to store your trimmings. We will **NOT** accept meat in TRASH BAGS because of the chemicals used to produce these bags. Metal Tag Number or Confirmation Number is required with trimmings. NOTE: Jerky is made from the whole round. Bring entire ham whole with bone in for jerky.

**24 HOUR DROP OFF COOLER AVAILABLE**

DEER MUST BE TAGGED WITH THE ONLINE CONFIRMATION NUMBER TO USE DROP-OFF OPTION

Hours: Mon-Wed-Fri 8AM – 6 PM; Tues-Thur 8AM-5 PM Saturday 8AM-Noon; Closed Sunday  
OPEN EXTENDED HOURS AND ON SUNDAY'S DURING FIREARM SEASON



# THE GAD-A-ABOUT™

## IN THIS ISSUE

DECEMBER 2017 • Volume XXVII • NO. 333

Created in 1990 & Published Monthly  
by Kentucky Colonel Ray Dickerson

Or by the name given to me by Golden Eagle  
in 1995 LOKA'DWE ICHUTAKU YUSHEDON'  
Translated "Man who gets things done!"

105 East South Street, Centerville, IN 47330

### TO CONTACT THE GAD-A-ABOUT

Cell: 765-960-5767 Office: 765-855-3857

### TO PLACE AN ADVERTISEMENT

CALL RAY'S CELL: 765-960-5767

Website: [www.thegadabout.com](http://www.thegadabout.com)

\*\*E-Mail: [raythegadabout@gmail.com](mailto:raythegadabout@gmail.com)

Facebook: [www.facebook.com/thegadabout](http://www.facebook.com/thegadabout)

[www.facebook.com/raydickerson](http://www.facebook.com/raydickerson)

COPYRIGHT BY GADCOE 2017

**DISCLAIMER:** The ideas and opinions expressed by the writers appearing in The Gad-a-bout are not necessarily the same as the publishers.

**MERKAMP**  
Sales & Service  
Monday - Friday 9 a.m. - 5 p.m.  
Saturday 8:30 a.m. - Noon

Jct. HWY 35 North & 38  
Richmond, IN 47374  
765-962-2048

### SPECIAL FEATURES

Martino's Italian Villa Kokomo, Indiana by Ray Dickerson . . . . . Page 8 & 9  
Clifty Falls State Park (Air Force Buddies & Their Wives meet at Clifty Falls State Park) by Ray Dickerson . . . . . Page 15-18  
Ann and the Pigs Barbecue since 1971 by Ray Dickerson. . . . . Page 26-27

### REGULAR FEATURED WRITERS

**ROAMING THE OUTDOORS**  
by Ray Dickerson (*Miami Nation of Indiana, Texas Jack, Doc & Wyatts Gallery, Buck Fight on Trail Cam photos*) . . .Page 2,25,27&29

**ON THE CUTTING EDGE**  
by Ray Dickerson (*It's time to re-instate deer check in stations*) . . . . . Page 27

**BROOKVILLE LAKE**  
by Tag Nobbe (*Fishing Brookville Lake in December*) . . . . . Page 4

**OUTDOOR HUMOR:**  
by Dan Graves (*MODERN TECHNOLOGY BACK WHEN*) . . . . . Page 5

**INDIANA STATE POLICE**  
by Sgt. John D. Bowling (*Help put a AED in ISP cars, Bolt For the Heart Fun Run, How to Survive a crash in water*) . . . . . Page 6

**INDIANA DNR**  
by PIO Travis Stewart (*Cold Water and Ice Safety Tips*) . . . . . Page 7

**TOURISM**  
by Donna Schroeder (*Good Tidings to YOU!*) . . . . . Page 10

**LAKE MICHIGAN**  
by Capt. Mike Schoonveld (*REEL EVACUATION*) . . . . . Page 11

**OUTDOORS**  
by Joe Martino (*Quality Clothing isn't just for Western hunters, Good Attire can Help you here too!*) . . . . . Page 12

**GUN REPAIR**  
by Marshall Smith (*The Air Rifle & The Dieseling Effect*) . . . . . Page 13

**OUTDOORS WITH LONNIE**  
by Lonnie Snow (*It's Time to start thinking about The Polar Plunge February 24, 2018*) . . . . . Page 14

**TRAPPING**  
by Dr. Fred Philips, DVM (*MUTUAL BENEFIT / Give Locally*) . . . . . Page 19

**CRAPPIE FISHING**  
by Jim Raymer (*Indiana Slab Masters Classic 2017*) . . . . . Page 20

**OUTDOOR SCENES & VERSE**  
by Anita McFalls (*Poem - That Cross Upon The Hill*) . . . . . Page 21

**OUTDOORS & TRAVEL**  
by Rich Creason (*Outdoor Writers Enjoy /Treasure Hunt*) . . . . . Page 22-23

**INDIANA INDIANS**  
by Shirley Willard (*Miami Indians removal from Indiana was Cruel Part I, Part II, Part III*) . . . . . Page 24-25

**CENTERVILLE MY HOME TOWN**  
by Ray Dickerson (*Those Were The Days by Robert E. Dickerson - Originally in Centerville Truth 3-1-2001*) . . . Page 28-29

### GAD-A-ABOUT DEPARTMENTS

Advertiser Index . . . . . Page 1  
Gad's Corner . . . . . Page 30  
Rate Sheet & Contract Form . . . . . None This Issue

### ABOUT THE COVER PHOTOS

**Top Left:** This 40" Flathead Cat was caught in the Ohio River near Aurora, IN by Bill Arvin from Connersville, IN on November 2, 2017. Bill released it back into the Ohio River after the photo was taken. See Page 30 for the rest of the story. (Photo submitted by Bill Arvin)

**Top Right:** Air Force Veteran's Jim Eubank and Ray Dickerson and their wives met at Clifty Falls State Park the weekend of Oct. 27-29, 2017. The two were stationed at RAF Chelveston England fifty seven years ago. See pages 15-18 (Photo by Ray Dickerson)

**Bottom Left:** Charles Malone, Jr. preparing his mouth watering Ann and the Pigs Barbecue following in the footsteps of his father, Charles Malone, Sr who perfected Ann and the Pigs Barbecue sauce in 1971. See pages 26-27 to read the whole story. (Photo by Ray Dickerson)

**Bottom Right:** It's that time of year when deer may

run in front of your vehicle in a split second, are you prepared for them? I am. I use the deer whistle that is shown on the cover of this issue. This whistle works, I am living proof of it. I have seen deer, raccoon, rabbits, squirrel, ground hog, fox, coyote, opossum and skunk leave the roadway or stop from entering the roadway in front of me. The only business I know in my area, other than the manufacturer that sell this whistle is Mendenhall's Hardware located at 125 S.W. 5th in Richmond, IN. You might want to call 765-962-4842 to make sure they aren't sold out before you go. This time of year they go quickly.

You can buy the "Save-A-Deer whistle at Living Products, LLC, P.O. Box 2357, Platte City, MO 64-79. Phone # 303-838-4083 or Online at their website: [www.deerwhistle.com](http://www.deerwhistle.com). (Photo by Ray Dickerson)

## CRESTLINER BOATS



CRESTLINER PT 20



2100 RAPTOR WT



## 2018 BOAT SHOW SPECIALS

COME SEE US AT THE 2018  
SPORT, BOAT & TRAVEL SHOWS  
CINCINNATI, OH JAN 12-14 & 17-21  
INDIANAPOLIS, IN FEB 16-25, 2018

## HARRIS PONTOONS



230 GRAND MARINER SL



220 SOLSTICE SL

7191 FOX RUN RD BROOKVILLE, IN 47012 765-647-4619

E-mail: [boats@parksidemarineandmore.com](mailto:boats@parksidemarineandmore.com) Website: [parksidemarineandmore.com](http://parksidemarineandmore.com)  
"We are located across the road from Mounds S.R.A. Entrance at Brookville Lake"



Left Photo: Isaac McRoberts from Knightstown IN caught this walleye. He is going to school to be a conservation officer. Right Photo: Winter walleye fishing. (Author Photos)

## So You Wanna Catch More Fish




by Tag Nobbe  
Professional Fishing Guide

## Fishing Brookville Lake In December

Fishing in December is not for the faint of heart. It can be brutal out there, but if you like to catch fish you gotta go. If you don't have a boat hit the stilling basin or the tail water it's the same thing just a different name. Through the months of October and November the lake is being drawn down to winter pool. You can't really fish there because of the raging water. So, December is your month. Every species of fish that is in the lake is in the stilling basin. The stilling basin is just that, a stilling basin. What its designed to do is still the raging water when it comes out from the lake, so it doesn't flash flood down the river. Once they get the lake down to winter pool the stilling basin becomes a big concrete box full of fish. Now I'm not saying there are thousands of fish in this box, but there are a few. What you need to be able to do is fish deep. I'm not 100% sure how deep it is, but I would say from the top of the fence to the bottom is about 30 feet. You need either live minnows or something that imitates a minnow. You will need to fish straight up and down. When you catch a fish, you will have to be able to get it up and over the fence. This will take a little ingenuity, I will leave that up to you.

As far as the lake goes, be self-reliant. In your truck you should have a snow shovel, a couple bags of sand, salt, and wheel chocks. In your boat you should have a ladder to get back in your boat in case you fall off. Jumper cables to jump from your



Stilling Basin ready to be fished. (Author Photo)

trolling motor battery to your cranking battery. Have an extra pair of coveralls, hand warmers, and a propane heater. Take a cell phone and always tell somebody where you're going and when you will be back. This is the stuff that I have on my guide boat, but you may want to add to the list. Once on the water watch out for shallow water flats. In the summer these flats are 9 to 10 feet deep, but in the winter, they are 1 to 2 feet deep.

Look for fish deep or shallow. In the winter time there is no thermo cline in the lake, so the fish can be as deep or as shallow as they want. We have caught fish 60 feet deep and turn right around and catch fish 2 feet deep. You really have to be a hunter. Use your eyes and your electronics to hunt for fish and then fish for the fish you see. All you really need for bait to catch anything in the lake is minnows, wax worms, jigs, blade baits, spoons, and jerk baits.

Keep it simple and keep an open mind, you'll get em. Good Luck Tag

If you need more info go to my web site [www.brookvillelakeguideservice.com](http://www.brookvillelakeguideservice.com).

To schedule trips contacted m-e at [tagnobbe@gmail.com](mailto:tagnobbe@gmail.com) or call my cell 765-265-3238

I guide fish for walleye, and crappie starting in mid-April till the end of December 7 days a week on Brookville lake. We fish out of a 2017 pro V 2075 with a 250 Honda outboard engine. I supply everything all the way down to cleaning the fish. I can take 1 - 5 people. The price is according to how many go \$500.00 for 5 people \$450.00 for 4 people \$375.00 for 3 people \$325.00 for 2 people and \$275.00 for 1 person. We start at 7:00 am and fish till 1:00 pm to schedule trips call my cell 765-265-3238 or [tagnobbe@gmail.com](mailto:tagnobbe@gmail.com).

Hundreds of Guns in Stock!

# 1Shot Sports

Guns - Muzzleloaders - Ammo - Crossbows - Targets

201 E. Main St. | Portland, IN 47371

## 260.766.1426

[sales@1shotsports.com](mailto:sales@1shotsports.com)

Join our VIP Text Club for Special Deals  
Text: 1SHOT | To: 40518

[www.1ShotSports.com](http://www.1ShotSports.com)

INDIANA'S LARGEST HENRY RIFLES DEALER

SOUTHEASTERN INDIANA'S  
LARGEST GUN TRADER!



MIKE MENTZ

812-663-2030

[www.gunsandtacklegreensburg.com](http://www.gunsandtacklegreensburg.com)

1207 NORTH LINCOLN STREET, GREENSBURG, INDIANA 47240

Hours: Tues. thru Sat. 10 am - 6 pm / Closed Sun. & Mon.

- CASE KNIVES
- LARGE SELECTION OF CONCEAL CARRY GUNS
- TRAP GUNS - 17 HMR RIFLES
- RELOADING COMPONENTS
- HUNTING & TRAPPING SUPPLIES
- NITE LITES

"SPECIAL ORDERS & LAYAWAYS"

## BROOKVILLE LAKE GUIDE SERVICE



Tag Nobbe - Owner & Guide

6 Hour Trip Rate

(Rates subject to change without notice)

- 1 Person \$275.00 • 2 People \$325.00
- 3 People \$375.00 • 4 People \$450.00

A non refundable \$50.00 deposit is required for booking. Cancellations within 48 hours of your date will be credited towards a future guide trip.

Fishing Seasons

- April - December Walleye Charter Seasons
- April - October Crappie Charter Season
- Mix any of the above in the same day

Contact me for your fishing trip by

Calling my Cell: 765-265-3238

E-mail: [tag@tagnobbe.com](mailto:tag@tagnobbe.com) or

Website: [www.brookvillelakeguideservice.com](http://www.brookvillelakeguideservice.com)

Fully licensed & insured for 17 years now.



33 + YEARS SERVING OUR CUSTOMERS  
AT SAME LOCATION

THE CREW AT DRY DOCK ARE HERE TO  
TAKE CARE OF ALL YOUR BOATING NEEDS



FISHING BOATS

SALES SERVICE RENTALS

Just 15 minutes outside Muncie, IN @  
6700 S CR 560 EAST, SELMA, IN  
765-286-4976

**C&C Webster Store & Village Post Office**  
 Webster, Indiana  
 765-962-3293  
**ONLY STORE IN TOWN**  
**LITTLE BIT OF EVERYTHING**  
**YOU MAY EVEN FIND CHRISTMAS GIFTS**  
 LIVE BAIT - TACKLE - ICE - SNACKS  
 GROCERIES - PICNIC SUPPLIES  
 LUNCH MEAT - SOFT DRINKS



**PROpane TANKS**  
**\$19.99 + TAX**  
**WITH EXCHANGE**



# Misfires & Snags



by Dan Graves

## MODERN TECHNOLOGY BACK WHEN

*(Everyone seems to enjoy seeing the old methods of doing things being demonstrated, such as how Grandma made an apple pie. It's probably been that way from generation to generation and it kinda makes you wonder if they had Old Timers Day in the Coliseum in ancient Rome.)*

Autumn seems to stir the blood, instilling in us the need to get out and do things, almost like dancing the last dance before settling down to months of the winter doldrums. Weekends are spent on leaf watching drives through the country or replacing those things that fell off the house during the summer. When the first snow finally flies, some settle down to dreary weeks of boredom, while others pack up and move to warmer climes. Until then we look for diversions to take our minds off such words as "snow" and "ice".

One of the favorite pastimes is attending old time festivals, normally conducted in the fall. Here, re-enactments of "life on the frontier" demonstrate the methods used by our ancestors to prepare and preserve their food, make clothing and tools, and build their shelters in preparation for the coming lean months. It leaves a warm feeling knowing we now have Ace Hardware, Sprawl Mart and building contractors. We marvel at the ingenuity of our ancestors that, over a hundred years ago, made the difference between being comfortable in December or standing naked and hungry in the snow. A common phrase by the really elderly at these shindigs is "Boy, those were the good old times". That depends on how you look at it.

Some time ago we attended an Old Settlers day in a small southern Indiana town and watched as people in period clothing went about the daily routines of the previous century during the original settlement of the town. Crowds of visitors milled around among the reconstructed log village while cooking fires burned in an encampment of Union soldiers. A fur trader's wikiup constructed of skin and bark leaning against a tree answered my question about the evolution of our present day super stores. I envisioned daily specials at the local Fur Mart:

"Today Only! One Half Off On Beaver Pelts".  
 "Coon Skin Caps On Special! With Or Without The Tail".

In those days, if you wanted it, you made it. Rope was an important item, being used for everything from keeping the calf in the barn to lynchings. Like most modern conveniences that we take for granted, I had never considered how it was made back then. Strands of hemp (supposedly the non-smoking type) were secured at one end and looped over a hand cranked mechanism that wound it into its familiar spiral form. The ends were then tied to prevent unwinding. A corncob dipped in kerosene (where did they get that?) was lit and passed over the rope to burn off the prickly strands and a section of rope was complete. We bought a piece just about long enough to hang a cat and made a wall display. So far, our neighbors haven't missed their cat.

The early settlers depended on wood for just about everything but suspenders. Since handles for iron tools occasionally broke, they had to be replaced. In one demonstration it was obvious that the village handle maker was overworked and no doubt, underpaid. A huge log, 12 inches in diameter and six feet long, probably hickory or ash, was used. Swinging a wooden mallet, he drove a wedge into the end to start a split. Successive wedges were driven in as the split lengthened until the log split in two. Using the same method it was clamped into a shaving horse. He then worked it with a draw knife and other tools until a handle emerged. I figured that at today's wage scale, the handle would cost about the same as a chain saw.

We watched makers of pottery, weavers, leather workers, paper makers, and a cooper who constructed barrels by forging the bands and fitting the staves, then coating the inside with pine pitch as a sealer. It was guaranteed to make a cup of water stick to the roof of your mouth.

The next weekend while following our roots, we spent a day at a favorite local source of sorghum molasses and maple syrup. Here, with sugar cane they grow, we watched a process used over a century ago to produce the stuff that made pan cakes and Grandma's rock hard biscuits edible. For sorghum, the cane is cut into long stalks and fed into a horse powered crusher (for higher production a power take-off on a tractor is used). The juice, collected in buckets, is then processed by cooking, skimming and more cooking in large, shallow trays over wood fires until it reaches the right consistency. The tangy flavor of sorghum isn't as popular as it once was, but it's reputed to have certain medicinal properties, especially when mixed with uncle Hezekia's "still" born white elixir.

At the old time festival we watched apples being turned into cider. When asked if the apples had been de-wormed, the lady said that worms of a certain variety add a distinct side flavor with just a touch of a woody after taste to the palate. I declined the offer of a sample without some of uncle Hezekia's white elixir to cleanse my palate. A few vendors had displays set up, flea market style, offering everything from worn out harnesses to live quail, young guinea hens and pygmy goats. A blacksmith hammered out decorative iron works from a portable forge. We came away happy, me with a plastic level made in China and Judy with a few knick-knacks. There was one other thing I wanted, but Judy refused to ride home in a sports car with a pygmy goat sitting on her lap.

**COUNTRY SIDE HARDWARE**  
 DeWalt & Makita Tools  
 Corded & Cordless  
 Chain saws, String trimmers & Blowers  
 Sockets, Wrenches, Lights, Fans, Saws,  
 Screw drivers bits, Drill bits,  
 Reciprocating saws & blades, Knives & blades

**BRING THIS COUPON** (vertical text on left and right)

**10% OFF EVERYTHING WITH COUPON**  
 (Except Power Tools & Batteries)

Hrs: Mon - Sat 8 am to 5 pm / Closed Sun.  
 2221 W. 1000 S., Milroy, IN 46156  
 812-614-8631

Directions: South of SR 244 & SR 3 Jct. 2 miles turn right onto W 1000 S, 3/4 mi. on left.

**BRING THIS COUPON** (bottom text)

**J D FARM SUPPLY**  
 HOME • FARM • HARDWARE

**ALDERLEA T5 INSERT**



Transform your fireplace into an efficient heating system and enjoy the traditional cast iron styling of the T5 inserts. Choose from rich metallic black or the added beauty and charm of lustrous porcelain enamel to create a striking centerpiece that provides long lasting, clean-burning heat.

**Installation Available!**  


9089 N. Center Rd. • Williamsburg  
 CASH/CHECK Only  
 (765) 886-5420 "Voicemail"  
 "Call our voicemail for hours and directions to the store."

**We Sell & Install Stainless Steel Liners & Chimneys**



**When it comes to fueling your outdoor needs**

Gasoline • Fresh Coffee • Deli Style Sandwiches • Fountain Drinks • Snacks • Sporting Goods  
 Live Bait & Tackle • Guided Fishing Trip Information • Hunting & Fishing Licenses • Check Station and More



**Marathon**  
 Brookville, Indiana

**52 Pick-Up**  
 Brookville, Indiana

**Brookville Lake Guide Service**  
 Guide: Tag Nobbe  
 Phone: 765-647-4329  
 Cell: 765-265-3238  
 Web: [brookvillelakeguideservice.com](http://brookvillelakeguideservice.com)

Near Brookville Lake just south of Brookville on U.S. Hwy 52 (765) 647-3600

## News from the Indiana State Police



by Sergeant John D. Bowling  
Public Information/Recruiting Officer

### Help Put an AED in Every State Police Patrol Car: Participate in a "Bolt For The Heart" Fun Run

Looking for a fun way to get some exercise and help put an Automatic External Defibrillator (AED) in all the patrol cars of the Indiana State Police? The "Bolt For The Heart" 5K fund raising event is held in Carmel at 9 a.m. on Thanksgiving Day on the Center Green.

If you can't make the Thanksgiving Day run in Carmel, you can still sign up to do the "5K Virtual Run" which means you can sign up online and then do a 5K anytime and anyplace you want. You can also help out by simply making a donation of any amount. To register for a "Virtual Run" or to make a donation in any amount click this link [To Donate or Run Click This Link and Then Click the "Donate" or "Virtual Run" Tab](#) All funds raised from the run or donations will go towards the purchase of additional AED's for law enforcement.

The 5K run is self-paced and is a great way to put down the electronics and do something fun as a family while supporting a worthy cause that could save a life. Lt. Tony Delello, commander of the Pendleton State Police Post commented, "We are grateful for the partnership with Bolt for the Heart and appreciate the community support to raise funds for this life saving equipment." Lt. Delello concluded, "We know everyone has busy schedules, so if you can't join us on the run date, we hope you'll consider a donation of any amount to help reach our goal."

### More about Bolt For The Heart

Bolt For The Heart is a non-profit organization serving Indiana. HeartReach Carmel was established in 2010 by Pierre Twer and Friends and is an extension of Heart Reach Michiana which was founded by Dr. Walt Halloran and friends in 2004. Heart Reach was established to keep monies raised locally to stay locally and impact the community close to home.

[More Info Here](#)

### More about AED's

An AED is a portable Automated External Defibrillator used to restart someone's heart in the event of sudden cardiac arrest (SCA). Each year sudden cardiac arrest kills 335,000 people of all ages and fitness levels without warning. Ninety five percent of those who suffer from SCA die because CPR and defibrillation usually occur too late, if at all.

If the first person on the scene knew CPR and applied an Automated External Defibrillator within 5 minutes, the AHA estimates that at least 40,000 more lives per year could be saved. Calling 911 and performing CPR are not enough. Most victims need an electric shock called defibrillation to restore the heart to a regular rhythm. By placing these devices in the hands of first

responders and trained individuals in public locations we are increasing their chance of survival.

[Detailed Information At This Link](#)

### More about BFTH's Partnership with ISP

Since 2015 Bolt For The Heart has partnered with the Indiana State Police with the stated goal of placing an AED in ISP patrol cars. Thus far more than 200 AED's have been purchased and placed into service with the Indiana State Police. The goal for 2017 is to raise \$300,000, which will purchase 250 AED's.

### How to Survive a Car Crash in Water

The holidays are here, and we're all rushing around shopping, visiting family and going to social events. Cold weather, snow and ice covered roads are in our immediate future as well as more traffic, which means more crashes. Read and share the following information –it will keep you and your family alive.

In America over the last ten years less than one percent of all fatal car crashes involve water. But it seems like we're hearing about crashes into water more and more. Part of the reason could be more retention ponds being built around apartment complexes and urban areas. If your car goes into water, what's the best way to survive?

There are numerous scenarios, but I am going to describe the most likely where the vehicle has just entered the water and is not completely submerged. The car will float from two to ten minutes if doors have not been opened, so know that you have time to get out of the car. Roll down a window and climb out onto the top of your car.

Once all occupants are out and on top of the vehicle, assess the situation and call 9-1-1 from the roof of your vehicle. Automatic windows will usually open until the battery goes dead. If the window doesn't open, the most effective way is to break the glass with a punch or glass-breaking tool, like the Resqme, which can be found on

Amazon. (Everyone in my family, including myself, has one they keep on their key ring.)

You can stand or sit on top of the car until help arrives. If conditions require, the driver and occupants can swim to shore, always swimming the direction the car entered the water. In swift flowing water you should stay on top of the vehicle and ride it like a boat until it snags. If the vehicle snags (i.e., on a fence, stump, or the bottom), you should stay on the car until help arrives.

You can access the Indiana State Police video demonstrating the proper way to escape a crash into water by going to <http://www.in.gov/isp/2782.htm> and clicking on **Surviving a Crash Involving Water.**

All Suspects Are Presumed Innocent Until Proven Guilty in a Court of Law. ■

PLEASE SUPPORT THE  
GAD-A-BOUT ADVERTISERS

**BURRIS** SINCE 1980  
**ELECTRIC & PLUMBING SUPPLY, INC.**

**COMPLETE LINE OF ELECTRIC & PLUMBING**

CUTLER-HAMMER • G.E. SW GEAR  
HYDROMATIC • BROAN

TOLL FREE 1-800-998-3576

<b>AUSTIN</b>
812-794-2257 199 N. FRONTAGE RD. 1-888-845-2388
<b>MADISON</b>
812-273-2976 2976 SHUN PIKE RD. 1-877-322-7401
<b>SEYMOUR</b>
812-522-7401 110 N. O'BRIEN ST.

**I AM SUPPORTING THE BOLT**

Indiana State Police supports the mission to place lifesaving AEDs in the hands of first responders throughout Indiana.

Doug Carter  
Superintendent, Indiana State Police

5K Family Run / Walk  
9AM Start Thanksgiving Day  
Center Green in Carmel  
[BoltForTheHeart.Com](http://BoltForTheHeart.Com)

**BERTCH'S HARDWARE & RAMEY PLUMBING**



**HARDWARE  
PAINT  
PLUMBING  
ELECTRIC**

51 W. UNION ST. LIBERTY, IN 47353  
**PH: 765-458-5512**

**Indiana Department of Natural Resource News**



by PIO Travis Stewart

**Cold Water and Ice Safety Tips**

So here we are, December 2017, and I hope that those who ventured out (or still are getting out) to deer hunt have a successful season, or enjoyed it none the less. The ending of one year and beginning of another brings with it new adventures for some, or continued past times for others. As the year changes, so does the weather, typically rapid being we are in Indiana. As I write this article, it went from 70 degrees this morning prior to heavy rains and hail in some places, to now being only 45 degrees and windy. I write this article prior to release, but anticipate waters to freeze and snow to fall, as is common this time of the year. The freezing temperatures bring joy to some faces and wishful thinking of the coming spring to others. The reason for this article is to shed some light into the dangers associated with freezing temperatures and cold water safety.

I'm personally not a cold weather individual, but bundle up and stay as warm as possible. In the area I work, there are cold weather activities that some partake in, in which I have to ensure they are doing so safely and legally. One of these activities is ice fishing. There are a few state lakes in the area and I'm sure private ponds that are a great place to participate and catch some good bluegill and even crappie if you're lucky enough to find them. If you're unaware, individuals will walk onto the frozen lake, drill a hole through the ice, and fish underneath the sheet of ice. There's more skill and details in the practice, but that generalizes it for readers. This places the fisherman directly on top of the lake, and depending how far they venture from shore, in places where the depth could be dangerous, if they fell through.

An area of concern, from a safety standpoint, is when an ice fisherman ventures onto thin ice. Officers are called every year around the state for a fisherman that has fallen through the ice, and needs to be rescued. My intent is not to deter anyone from ice fishing, but rather use caution and check the ice prior to walking on it.

Safe ice for walking or fishing from is at least 4 inches in thickness. This allows the ice to sustain the weight of someone and prevent a fall through. The best way to check the thickness is using an auger to drill a hole and thus use a measuring device. Anything less than 4 inches, should be considered unsafe and caution should be used. The ice should be checked frequently as you venture farther out to ensure the thickness.

Ice cleats should be used when walking onto the ice. This just gives the wearer traction and prevents from sliding around the ice or even falling. I have personally purchased a pair of cleats myself for checking ice fishermen. I learned quickly the benefits of having them, and even quicker the downside of not wearing them.

A Personal Flotation Device (PFD) or "life jacket" should also be worn. If the wearer should fall victim to falling through, this will keep them afloat.

In tandem with a PFD, ice picks should be utilized and worn. These can be a key component for a self-rescue from the ice. Some are designed to be worn similar to a necklace and easily accessible if needed.

It is also recommended that if you go onto the ice, do so with a buddy, walking in a single file. Not only giving you someone to fish with, but someone to assist with a rescue or contact emergency personnel if needed.

No one should go onto ice that has flowing water underneath it. The water flow prevents the ice from forming and becoming thick enough. The same goes for waters with aerators or geothermal outlets.

So what do you do if you fall through the ice? The first thing is to remain calm. The more you flail and move, the quicker your body heat escapes and is pulled from your body. This also exerts your energy, and fatigues. Then you will turn back towards the direction you had fallen through (closest to shore). Using your ice picks, get a firm grip on the ice and start pulling your upper body up and out of the water. As you do so, kick your legs to free yourself from the water.

Once you are out, don't stand immediately. You want to pull yourself away from the hole onto ice strong enough to support your weight. This is the reason you turn back towards the direction you had come.

A few other things to keep in mind is cold water creates dangers of hypothermia (lowering of core body temperature). This comes on very rapidly when exposed to cold water, which conducts heat away from the body 25 times faster than air temperature. The quicker you can get out of the wet clothes and bundled in dry clothing the better.

If you have never checked out the DNR state website before, I would encourage you to do so. There is a video with this same information on that page, or YouTube as well, that gives a visual to the information described above.

As always, Stay Safe Indiana and Know Before You Go.

**Pioneer Village**


Ethanol-Free Gas      Live Bait

Firewood      Hot Food

Bio-Diesel      Propane

Fishing License      and Lots More

Jct of Hwy 256 & Hardy Lake Road  
812-794-2769



**Red Barn Bait Shop**



Hunting, Fishing, Camping,  
Guns, Ammo & Accessories  
Buy - Sell - Trade  
Open Monday thru Saturday - Closed Sunday  
Phone: (812) 883-6483  
*For all your hunting & camping needs stop by the Red Barn*  
3 1/2 Miles North of Salem on SR 135

**BARTON'S BAY BOAT & SELF STORAGE**



**RENT YOUR STORAGE NOW**  
SELF STORAGE \$35 TO \$100  
BOAT STORAGE OUTSIDE \$25 & UP  
BOAT STORAGE INSIDE \$90 & UP  
ACROSS THE ROAD FROM BONWELL RAMP

Manager: Jesse Barton   Owners: Bob and Pam Barton  
10055 SR 101, Brookville, IN 47012   Phone: 765-914-5118  
E-mail: bartonsbay@bartonsbay.com / Website: www.bartonsbay.com


**DAIRY COTTAGE RESTAURANT**  
(765) 647-5451



*Home Of Flavor Rich Fried Chicken*

**Complete Line of Sandwiches, JoJos,  
Fries, Mozzarella Sticks, Onion Rings, Etc.**  
**LARGE SELECTION OF ICE CREAM,  
SHAKES, SUNDAES, CYCLONES**  
1116 Main St. Brookville, IN 47012  
Est. Oct. 02, 1958





Martino's Italian Villa Restaurant and Lounge located at 1929 North Washington St., Kokomo, Indiana 46902

## Martino's Italian Villa Kokomo, Indiana

by Ray Dickerson

Martino's Italian Villa has been advertising in The Gad-a-bout for quite a long time. Back in 2001 I had the good fortune of meeting Frank and Angela's youngest son, Joe Martino. Joe began delivering and selling advertising for me in the Kokomo area. He is an avid hunter and fisherman. I asked him if he would like to write an outdoor column in The Gad-a-bout. He was hesitant a first, but he accepted the challenge and has become one of my most talked about writers and a valuable friend. He stopped selling advertising quite a while ago mostly due to his full time job now as Superintendent at Haynes International, owner of Joe's Jerky, and an outdoor writer appearing in other magazines and newspapers too.

Recently I took over the Kokomo area and finally got to meet Angela and her son Mike Martino. The two own and operate Martino's Italian Villa along with John's son, Anthony.

Frank and Angela began their life in Gallo Italy. Angela's brother and Frank Martino were best friends.

Angela's father, Pietro Rocchio traveled to the United States in 1937 hoping to find a better life for his family here. But World War II got in the way and all contact with his family was put on hold until 1943. The area Angela and her family lived was severely damaged and sacked by the Germans. In 1947 though when Angela was eleven years old her family left Italy in May, they passed through Ellis Island and settled in Bronx New York. After living there for three years, they moved to Providence, Rhode Island where Angela graduated from school.

During this same time Frank Martino and his parents left Italy also and settled in the city of Kokomo, Indiana because a friend of theirs lived in Kokomo and had work here. Frank got work at a small factory in Kokomo.

Frank traveled to Rhode Island to visit Angela's brother. Returning to Kokomo he was drafted and served in the Korean War.

Even though nothing had happened between Angela and Frank up till then, while he was in the



Portrait Painting of Frank Martino.

You can view these two beautiful portrait paintings of Frank and Angela in the Banquet Dining Room of their restaurant



Portrait Painting of Angela Martino.

Army the to corresponded while he was in Korea.

After returning to Kokomo he got a job at a steel mill and even though he only had a fifth-grade education he became a journeyman electrician.

Within a year after his discharge, he and Angela became naturalized citizens and soon thereafter married there in Rhode Island.

Frank worked at the steel mill for eighteen and a half years, the last seven while also running the Minnie Ann Donut Shop located at 1200 West Jackson in Kokomo from 1962 to 1964. In 1964 they opened a small restaurant called the Del Martino Inn located at 1252 North Main in Kokomo. In 1969 Frank quit working at he steel mill and went full time in the restaurant business.

Then in 1972 due to the popularity of their restaurant and lack of space, the Martinos built their current business located at 1929 North Washington St. (See photo at top of this page).

Their new location was a perfect setting for the restaurant due to local factories in close proximity of the restaurant.

In the years following their marriage Frank and Angela welcomed six children into their family, listed here in the order of their arrival and what they are doing at the present time.

John - Works for Ivy Tech Community College.

Jimmy - Is a retired Supervisor from Comcast.

Mike - Works at restaurant with Angela.

Minnie - She is a Judge in Chicago.

Maria - She works at a hospital in Indianapolis.

Joe - He is Superintendent at Haynes International,

Owner of Joe's Jerky and Outdoor writer in The Gad-a-bout and many other outdoor venues.

In 2004 Frank passed at the age of 75 from mesothelioma, since he worked with asbestos a lot in the steel mills in his earlier days.

On **May 5, 2012** and on every May 5th every year since "Marino's Italian Villa Day" is and will be celebrated in Kokomo. The office of the Mayor bestowed on the Martino family the celebration of "Martino's Italian Villa Day" in Kokomo, Indiana and call upon all citizens to

LOG HOME CENTER AND SUPPLY  
QUALITY - INTEGRITY - TRADITION

10% Off all Yeti coolers  
Gear with ad

NOW IN STOCK  
**YETI**

LOGHOMECENTER.COM - 1.800.773.6223  
16907 MYSTIC RD. NOBLESVILLE, IN . 46060

**WILDFIRE MOTORS**  
BAD CREDIT, NO CREDIT, NO PROBLEM

CARS ~ TRUCKS ~ SUV'S  
4741 National Rd West (Corner of US 40 & Airport Rd) Richmond, IN 47374  
CALL: 765-939-FIRE (3473)  
E-mail: [wildfiremotors1@gmail.com](mailto:wildfiremotors1@gmail.com) / Website: [wildfirerichmond.com](http://wildfirerichmond.com)

**Now Open  
2nd  
Location**

VISIT OUR NEW LOCATION  
**WILDFIRE MOTORS NORTH**  
3622 CHESTER BLVD, RICHMOND, IN





Top Left Photo: Mike and Angela Martino standing in front of an entrance Italian mural. Top Right Photo: The doorway into their Family Dining Area which leads to the Banquet Room and Lounge. Bottom Left Photo: The banquet dining room with the beautiful mural of Rome, Italy. Bottom Right Photo: Angela was honored with the Key to the City of Kokomo February 7, 2015. In the herald photo is Angela with the Mayor of Kokomo standing at her left surrounded by family members. (Photos by Ray Dickerson)

reflect upon the success of this family-owned restaurant, the accomplishments of the entire Frank and Angela Martino family, and their numerous contributions to our community.”

“Done under my hand, with the great seal of The City of Kokomo, Indiana attached this 5th Day of May 2012 - Greg Goodnight, Mayor City of Kokomo, Indiana.”

On **February 7, 2015** Angela Martino was given the Key to the City of Kokomo, Indiana from Mayor Greg Goodnight.

It reads,  
Today's honoree meets and exceeds all of these. That is why I am very proud to present a key to the City to an exceptionally deserving resident of our community.

She came to the United States from Italy in 1947. In 1962, she and her husband Frank opened their first restaurant in Kokomo. Together they established Martino's Italian Villa as a Kokomo landmark. Of course, I am speaking of Mrs. Angela Martino.

She is truly a role model for every single one of

us. She has made our community a brighter, more hopeful and better place. Consider just a few of these things she does for our community.

- With her time and treasure, she is a dedicated supporter of Saint Patrick Catholic Church.
- She provided for alters, stained glass windows, marble risers and even the cement steps leading to the church.
- She sponsored two private rooms in Saint Joseph Hospital's Emergency Department in honor of her late husband, Frank Martino.
- Every year she hosts a free Memorial Breakfast in which donations are collected to benefit We Care.
- Every year she supplies food for We Care telethon volunteers.
- Every year she offers deep discounts to veterans during Military Appreciation Days
- For over 50 years Martino's has sponsored a youth baseball team.
- She continues to support charities in Gallo Matese - the Italian village where she and Frank were born.
- And six days a week since 1962, she has displayed a passion for managing family business while preparing Martino's legendary menu
- She, along with her late husband Frank, raised a family of six children that now includes nine

grandchildren and three great-grandchildren. I want to add that the Martino family name represents more than fine-dining. It is an honorable family, and Kokomo is served well by the accomplishment of Frank, Angela, their children and grandchildren.

So today, it is my pleasure and honor to present the Key to the City of Kokomo, Indiana to Mrs. Angela Martino. We want to thank you for the inspiration your life story provides, and the many tangible contributions you have made to our City.

I hope this key means as much to you - as you mean to the City of Kokomo. Thank you.(GG)

At 81 years young, Angela Martino works everyday and was quoted saying, “You have to face challenges, go on and never give up. If you want something, you have to work hard. I haven't found any other way to do it.”

Martino's Italian Villa is open Monday to Thursday 11 am till 10 pm; Friday and Saturday 11 am till 11 pm. Pizza Carry Out call **765-457-9181**.

On the Menu: **Antipasti Appetizers** - Italian Antipasti Plater; Shrimp Cocktail; Mozzarella Cheese Sticks; Hot Wings; Fresh Baked Breadsticks. **Insalate Salads** - Insalata Caprese; Chef Salad. **Sandwiches** - Cod Fillet; Ham & **CONTINUED ON PAGE 23**

**Martino's** *Inside Dining or Carry-Outs*  
 = *Italian Villa*  
 Restaurant & Lounge

**“Homemade Goodness In Every Bite”**  
**Real Italian Pizza • Full Menu**

- LASAGNA
- PIZZA
- STEAK
- SPAGHETTI
- SANDWICHES
- SEAFOOD

11AM - 10PM MON - THURS 11AM - 11PM FRI & SAT

**765-457-9181**

1929 N. WASHINGTON • KOKOMO, IN

BACKPACKS CLOTHES  
 ARMY NAVY SURPLUS

GLOVES-WOOL-BLANKETS-  
 PINS-PATCHES-  
 BOOKS-BELTS-  
 KNIVES-  
 INCENSE-  
 AND LOTS MORE


War souvenirs  
 See Miles or Sharrie  
 216 South 8th Street, Richmond, IN 47374  
 Bus. (765) 966-0417  
 1-800-686-2769  
[hhq313arty@frontier.com](mailto:hhq313arty@frontier.com)

**BLUE RIVER ARMS**  
 GUNS, AMMO & TACKLE  
 OPEN

Hrs: Thur - Fri 10 am - 5 pm / Sat 8 am - 1 pm

Pelican Canoes, Fishing & Pedal Boats  
 Hunting Supplies • Fishing Pole & Tackle  
 Trapping Supplies • Live Bait (Seasonal)  
 DNR Deer & Turkey Check Station • MRE Meals  
 Tannerite Exploding Targets • Air Soft Rifles  
 Crossbows • Handguns • Shotguns • Rifles  
 Muzzleloaders • Ultra-Advantage Dog Food & More  
 2596 W. Old Franklin Road • Shelbyville, IN 46176  
 317-392-2627 or 317-501-6139  
[www.blueriverarms.com](http://www.blueriverarms.com)

# Visit Fayette County, IN For The Fun Of It!



by Donna Schroeder  
President of Fayette County Tourism Bureau

## Good Tidings to YOU!

It seems a little early to be thinking about Christmas, but the carols are playing in the stores and the Christmas candy is on display. As I'm writing this, the weatherman is warning me that the threat of tornadoes is on the horizon, as well as temperatures in the 70's. I have a little trouble getting in the holiday spirit in this weather. I suppose snow will come soon enough!

I hope none of my friends are offended this year if I wish them Happy Holidays or Good Tidings or, for that matter, Merry Christmas. I usually use Happy Holidays because it encompasses everything I wish for them. I want them to enjoy whatever they are celebrating. It includes all the holidays, including a happy, safe, and prosperous new year.

So, with that in mind, let me tell you what's up in Fayette County. The Polar Express at the Whitewater Valley Railroad is fast filling all the spaces on all the excursions. We would love to have you come and share the ride with you little ones.

Winterfest is coming on December 2nd. We hope you will join us in downtown Connersville for all the fun! Santa will be on hand to visit with the children. The Canal House will be open for tours, decorated as

a house from the past. Tours will be available. You can also visit the merchants and the newly opened Whitewater Valley Arts Association gallery.

One interesting decoration at Canal House is the centerpiece in the dining room. Did you know that the main attraction on the table of early affluent family would have been a stalk of celery? It was considered a delicacy in winter, as were oranges and pineapples (a symbol of welcome). After all were seated, the celery was divided among the diners. Consider that the next time you visit the supermarket for this staple of today's diet!

So, with that, I invite you to visit [www.tourconnersville.com](http://www.tourconnersville.com) or Fayette County Tourism on Facebook for all the details. For information on the Polar Express and other railroad excursions, call (765) 825-2054 or visit [www.whitewatervalleyrr.org](http://www.whitewatervalleyrr.org).

You're always welcome here in Fayette County – A Great Place To Be!



Top Photo: Double doors of the Canal House in Connersville, IN. Bottom Photo: Inside the Canal House you will find Santa Claus who will ask you what you want for Christmas, be good and you may get what you want. (Author Photo)

# DAVIS TRANSMISSION



Randy Davis  
Owner

765-962-9744  
705 North West 5th St.  
Richmond, IN 47374

## Your Local Full Service Butcher Shop



### French's Locker LLC

106 Sycamore Street  
Batesville, IN 47006

(812) 934-2902

[WWW.FRENCHSLCKER.COM](http://WWW.FRENCHSLCKER.COM)

Beef, Pork, Sheep, Goat & Deer Processing  
Locally Grown 1/4, 1/2 or Whole Beef  
Available 1/2 or Whole Pork

Please Support The  
Gad-a-bout Advertisers

## Fabulous FAYETTE COUNTY A Great Place To Be!

[www.tourconnersville.com](http://www.tourconnersville.com)

See the sights, ride the rails,  
Enjoy the river, hike the trails.  
There's much to see and do in one of  
Indiana's most scenic and historic areas!

Fayette County Historical Museum  
Canal House \* Whitewater Valley Art Association  
Whitewater Valley Railroad \* Roberts Park  
Mary Gray Bird Sanctuary \* Historic Elmhurst  
Historic Downtown District \* Shopping \* Dining  
Camping, Fishing, Hiking and so much more!

Your roof is too important to trust to just anyone.

## TRUST THE PROS AT HATZELL BROS.



### Specializing in Standing Seam Metal Roofs

Residential and Commercial • Several Colors and Panel Options



**FREE  
ESTIMATES**

8649 W ST RD 67, Redkey, IN. 47373  
Office  
(765) 369-4067

Fax (765) 369-4071  
email: [hatzellbros@comcast.net](mailto:hatzellbros@comcast.net)



MANUFACTURER OF METAL ROOFING & SIDING • OFFICE: (765) 369-4067 • FAX: (765) 369-4071  
E-MAIL: [hatzellbros@comcast.net](mailto:hatzellbros@comcast.net) or Website: [www.hatzellbros.com](http://www.hatzellbros.com)



2 Salisbury Rd., Richmond, IN

## Complete Auto Service

"Work at a price that's fair from people who care"

- Tune-ups
- Brakes
- Transmissions
- Major engine work
- Cooling system service
- Towing


Courteous, Friendly Service  
Questions? Just Ask! We're Here To Help!  
Pick up & delivery service available

CALL US TODAY

765-935-3849



# Fishing Lake Michigan



by Capt. Mike Schoonveld

## REEL EVACUATION

Sadly, there are hundreds of thousands of people now dealing with the aftermath of the recent hurricanes. Thankfully, most families came through intact thanks to early warnings and being urged to evacuate. But evacuation isn't simple.

I'd sure hate to have to load all that's precious to me into a vehicle and head for high ground or safe havens. Clothes, pets, photos, computers -

**CAPTAIN MIKE SCHOONVELD**  
**AFFORDABLE**  
**LAKE MICHIGAN SALMON FISHING IN INDIANA**  
**FOR 1 TO 4 PEOPLE**  
**Tackle Furnished, Fish Cleaned**  
[www.brother-nature.com](http://www.brother-nature.com)

**Brother Nature Charters**  
**1-877-SALMON-5**



A sunken reel needs to be thoroughly dried out, inside and out. (Author Photo)

what else should be loaded? What has to be left to fate? It can't be an easy choice.

These weather events posed a double threat to people in their path - wind and flooding. Wind-caused damage is perhaps more devastating, but to a degree, easier to deal with. If the windows blew out of the house or the roof damaged, just repair the damage. Flood damage is harder to assess and address. I'm sure there are experts with plenty of good advice about how to dry out homes, vehicles and most anything left behind and inundated by water.

I'll leave that to the experts with experience in such things. I do have personal expertise in one area, however - drowned fishing tackle. I'm sure plenty of fishing tackle was left behind by hurricane evacuees.

Fortunately, my expertise is not from natural disasters as much as accidents and clumsiness. Regardless of why it happened, a sunken tackle box or submerged fishing rod and reel can be ruined if not salvaged and given proper handling and care, after being rescued.

In general, the length of time a rod, reel or other tackle is under water isn't all that important, but a shorter length of time is better than longer. More important in hurricane ravaged areas is whether the submerged gear was in fresh or salty water. Around here it's more about if the water is relatively clean or relatively muddy. It's all bad.

Luckily, most fishing gear is made of water resistant materials like aluminum, brass, plastic and stainless steel. Manufacturers know they are going to be wet some of the time and a little water won't do them much harm.

If you have a rod, reel or other tackle go under for whatever reason, step one to rehabilitating it is to give it a good rinse in clean water from a hose

ings.

Use appropriately-sized screwdrivers to remove the side plates or covers on the reels, watching carefully for parts that may come loose with the side plates. Observe where these parts fit so they can be positioned correctly when reassembling. Rinse everything in warm, clean water, then allow to drip until the reel - both inside and out - looks dry.

Now give the interior a shot of WD-40. This spray-oil actually displaces any moisture left hidden inside and gives everything a light coating of oil. Wait 15 or 20 minutes for any moisture dislodged to evaporate and the fumes from the spray to dissipate.

The WD-40 is oily, but not a permanent lubricant. Before reassembling the reel, apply reel oil (or 3 in 1 oil) to the bearings and axles you can see. Apply reel grease (or Vaseline) to any gears inside. Reassemble the reel.

I wouldn't trust the line on the reel anymore and line should be changed periodically, anyway. So remove all the old line and replace with fresh. There will be good line on the reel the next time it's used and the process of removing and respooling will operate all the moving parts inside making sure any residual moisture hiding in nooks or tight spots will be worked out and allowing the fresh lubricants added to thoroughly coat the parts.

The next time a hurricane or on-coming flood causes you to head for safety, consider bringing your fishing gear to safety along with other valuables. Or, be less clumsy when you are fishing and don't send your rods, reel or other gear into the water.

Hurricanes pass, submerged reels can be salvaged. Life goes on.

THE END

# STEVE'S MARINE

**BENNINGTON**  
**LUND**

**AT BROOKVILLE LAKE • 765-458-7527**  
**1156 WEST DUNLAPSVILLE ROAD., LIBERTY, IN**

# Indiana Outdoors



by Joe Martino

## Quality Clothing isn't just for Western hunters, Good Attire can Help you here too!

It is interesting to see just how differently we here in the Midwest hunt, and approach hunting, compared to those out West. There are some stark differences, partly out of necessity.

For starters, to hunt out West, you have to be tough. I'm not talking rough, burly tough, but physically and mentally tough nonetheless. If you're not, you won't hunt out there. Packing out an elk in the mountains takes hours – lots of 'em – often in the dark and in bear country. Heck, just hunting in the mountains requires a level of physical fitness that some people just don't possess. It's grueling, and if you aren't prepared, forget it. Not only will you not be able to do it – you'd be miserable trying.

But it is also magnificent. Through all of the hard work and time that it takes to hunt and harvest an animal out there, it only serves to make the reward that much sweeter when you do score. You truly to enjoy success more when there is more effort put forth to attain it.

For this reason, Western hunters take their hunting a little more seriously than we do generally. They have to. They would freak out if they found out just how easy us Midwestern whitetailers have it!

I have found, though, that there are some things we can learn from these guys that will serve to make us more successful right here in our neck of the woods.

One of the biggest things I have taken from their play book to help me here in the woodlots and creek bottoms of the Midwest is their take on clothing. Out there, they tend to opt for much higher end hunting duds than we do. There is good reason for that; When you are five miles deep in the mountains, the weather can turn really quickly, and when it does, you better be prepared. In fact, out there, it can be a matter of life and death. No joke. But here in the Midwest, for the most part, if the weather turns on us, we can just walk a few hundred yards back to the truck. But see, that little detail of being so close to safety for us can very well also be our undoing when it comes to tagging game.



With clothing that is custom-fitted and designed to perform and deliver, Sitka Gear is definitely made for serious hunters. With performance and features designed to keep you in the woods longer and to be more successful and comfortable. (Author Provided photos)

Buying your hunting gear at the local Farm and Home store or Walmart is easy, sure, and affordable, I get it, but is it really putting your best foot forward if you want to tag a trophy buck? Think about it; most hunters will spend thousands on a bow and even trade it every couple of years. They could spend a few hundred on one, but they think that the higher end bows will increase their chances of success. We spend lots of money on blinds, stands, decoys and gadgets that we feel might help us be more successful. Why then wouldn't you do the same on what keeps you the most comfortable – your clothes?

Ever since my first hunt out west, I beefed up on my clothing. I've tried a few brands, but am currently using **Sitka Gear**. Yes, it was expensive, but I'll never go back to the Walmart stuff if I don't have to. I no longer find the weather dictating how long I sit or whether I am going out or not. I can now be comfortable no matter the conditions, and being comfortable goes a long way in my book! It means I can stay longer in the place I love – the outdoors! I don't have to cringe on those bone-chilling mornings. I am now prepared to be out there, no matter what the conditions are. Now, if I choose not to go hunting, it is only because I feel that it may not be prime for game movement, not because I will be miserable.

Besides enabling me to withstand just about any hunting condition, my Sitka Gear is also comfortable – extremely comfortable, and eerily quiet. Not so with some brands. There is no noise, meaning when I draw my bow, the deer won't hear a thing.

I have talked a lot about how my Sitka Gear handles the cold, but I haven't touched on hunting in warm weather. Well, it's got me covered there too. Like most manufacturers, Sitka makes clothing for

all climates, but where they do differ from the cheaper guys is that they also offer different lines for different types of hunting. With lines specializing in big game, whitetail, waterfowl and turkey hunting, there is a broad selection of apparel for just about any type of hunting you do. So, they don't just offer one style of base layers, lightweight, medium and heavyweight clothing like many of the others do, they offer some hunting-specific garments that will enhance your trips afield.

Sitka Gear is also specifically designed to be form fitting, not a one-size-fits all type of mentality. For this reason, they hug your body and are contoured to fit your specific measurements. This means no more bunched up bulky clothing that can inhibit your ability to draw your bow. It also equates to less movement required to efficiently make any last-minute adjustments you need to while making the shot. These types of things really add up when it counts.

Think about it; deer hunters generally don't skimp on equipment, and they certainly don't skimp on boots (let your feet freeze out one time or go upland bird hunting in a cheap pair and you'll get it,) yet they tend to cut corners on their outerwear. Why? Isn't being warm (or cool,) dry, comfortable and quiet just as important to your success as your bow, rangefinder or boots? Sure it is, it just doesn't register because we don't see all the hype and advertising for such clothing around here. But if you want to up your odds of punching a tag, or heck, just enjoy your hunting more, try fancying up your attire and see what it does for you.

There is a reason it is called gear, and not simply clothing.

You can find the entire line-up of **Sitka Gear** products at [www.sitkagear.com](http://www.sitkagear.com).

**GUNS • AMMO • SHOOTING RANGE**  
 We are most **THANKFUL** for your continued support while we diligently defend our Constitutional Rights and to the

**DEPUTY BIG SHOT**  
 deputybigshot.com  
 812-866-5299

**2ND AMENDMENT**  
 PROTECT YOURSELF

**NRA**  
 CIVIL RIGHTS DEFENSE FUND

**for Funding our Defense**  
 against the notorious Jefferson County Plan Commission

**10214 W Deputy Pike Rd • Deputy, IN 47230**  
 10 miles Northwest of Historic Madison, Indiana  
 Mon-Fri 8am-6pm • Sat 10am-6pm • Sun 12-6pm

**Joe's**  
 All Natural Beef Jerky

**Joe Martino**  
**Direct: 765-434-8598**  
 E-mail: [joe@eatjoesjerky.com](mailto:joe@eatjoesjerky.com) / Web: [www.eatjoesjerky.com](http://www.eatjoesjerky.com)  
 2378 West 350 North, Kokomo, IN 46901

# Random Notes on Guns



by Marshall Smith

Retired LEO, NRA Life Member, Gunsmith

## The Air Rifle & The Dieseling Effect

The Merriam-Webster online dictionary defines 'dieseling' as "the continued operation of an internal combustion engine after the ignition is turned off." It is also defined as the combustion of a gas and oxygen mixture under high pressure. Those of you who are air gun enthusiasts are probably knowledgeable in how the term dieseling has been claimed to make your air rifle shoot with more force and at higher velocities than normal. For hunting small game with an air rifle I would think a successful dieseling effect might increase your chances of getting a good kill at longer ranges. I reviewed several YouTube videos which showed an increase in velocity of pellets using either petroleum jelly or light machine oil. My curiosity overcame me and I decided to try and test these results myself. This is the story of my not so successful attempt at duplicating the dieseling effect.

Let me start by saying that my test was not very scientific and my results didn't come anywhere near the results claim in the videos. I wanted to test both .177 caliber and .22 caliber pellets. I have a Daisy Powerline 880 pump BB/Pellet rifle in .177 caliber

and a Benjamin Titan NP break barrel in .22 caliber. I don't have a ballistic chronograph and don't know of anyone who does so I had to make do with a sound monitored chronograph application for the Android phones. I have an iPhone and a search of the Apple store was totally negative. I do have an Android tablet and I found two apps which would work on my tablet. Both were free and claimed to measure velocity over an accurately measured distance. Of course the apps used the muzzle report and the clank of the pellet striking a metal target to get an average velocity over the measured distance.

I used the app Chrono Connect Mobile Lite and Defcon Airsoft Chrono for the test. Both apps suggested a distance of 6 to 10 meters for pellet guns. I measured a distance of 21 feet to my nearest pine tree and hung an old aluminum fry pan on the tree. The aluminum pan makes a great noise when struck by a BB or Pellet without much damage to the pan. I first shot 3 rounds to set a standard for the rifles to measure the difference of the pellets fired using the dieseling effect. I used both petroleum jelly and a light gun oil for the test. I won't go into all the test data but I was dramatically surprised with the reading I got from both apps used on my tablet. The readings I believe were wrong. I base that on what I heard and observed. The readings I got from the shots without any added petroleum jelly or oil were in the range of 548 to 576 fps. The readings with petroleum jelly or oil applied to the pellets showed a decrease in velocity by 75 to 100 fps with both apps. However, the energy of the pellets from the .22 caliber Benjamin Titan NP striking the aluminum pan were strikingly different. With the jelly and oil the pellets struck with such force as to weld themselves to the aluminum pan. Without the jelly or oil the pellets bounced off the pan. The reading were not much different with the Powerline using the .177 cal. Pellets. What I did notice was that the Powerline muzzle velocity using BB's was around 675 fps. I was concerned about the lower values achieved when using the petroleum jelly and light oil. The realized that what may have been happening was

with the very loud report of the pellets leaving the barrel and the sound of the spring action of the rifle's pump may have confused the apps and resulted in the lower readings.

I also shot the two rifles at a target set 42 yards from my shooting position. This is further than suggested as the optimum range of the Powerline or Benjamin air rifles. The target material was of 1/4" masonite used for signs. I fired several shots using un-treated pellets and was surprised that the pellets grouped very well. They were all within a 3" circle. All pellets from both guns penetrated through the masonite. The pellets shot using petroleum jelly shot a little flatter than the un-treated pellets and placed higher on the target by an inch or a little more than the un-treated pellets. The .22 cal. Pellets treated with oil were very much like a .22 LR. The report of the shot was loud, the smell of the burnt oil was definite, and the shot placement was 5 inches higher on the target than the shots using untreated pellets. The grouping of the pellets was still acceptable for hunting small game. The fact that the pellets were striking the target higher indicates the pellet was moving at a higher velocities than the untreated or petroleum jelly treated pellets. Even the rifle kicked a little more. So my final conclusion was that the petroleum jelly increased the velocity of the pellet moderately and the light gun oil I used increased the velocity significantly. This was fun to play with but I really don't think it to be a practical solution to a more powerful pellet rifle for hunting small game. The difficulty of prepping the pellets before each shot in the field would stop me from trying to use it for hunting. The pellet rifle has enough power without the added oil and dieseling effect to perform the job well enough. As a cautionary note the dieseling effect used in a pellet rifle could significantly damage the seals and power piston of the rifle. It could also erode the rifling in the thin barrel lining of the pellet rifle. In extreme cases there could be some blow back from the effect and injure the shooter. I didn't find any damage to my rifles but I kept the amounts

**CONTINUED ON PAGE 21**



Left Photo: The dents in the bottom of this aluminum fry pan tell the story. Those bright spots are where the oil treated pellets struck and embedded themselves into the bottom of the pan. Looking closely one can even see the ring of the inside of the pellet that has flattened out. Right Photo: After testing was completed I found that one pellet struck with such force that it penetrated and passed through the aluminum bottom of the pan. It's at the 9 o'clock position where the aluminum is standing proud of the pan. (Author Photos)

**Frame's Outdoor**  
 • Fishing • Hunting  
 • Rifles • Shotguns • Gun Safes  
 • Camping • Firewood  
 • Archery Range • Live Bait  
 • Western Wear & Gifts

Whitewater State Park  
 Brookville Lake  
 Hunting & Fishing Headquarters  
 Deer and Turkey Check-In Station

Call: 765-458-7227  
 855 South State Road 101  
 Liberty, IN 47353  
 Website: [www.frames-outdoor.com](http://www.frames-outdoor.com)  
 E-mail: [framesoutdoor@aol.com](mailto:framesoutdoor@aol.com)

**GLICKS'**  
 BUTCHER SHOP

**WE NOW DO  
 EUROPEAN  
 MOUNTS**

**Complete Processing of  
 Deer, Beef, Pork, etc.**  
 Old Fashioned Hickory Smoke

Monday - Friday 7 pm • Saturday 7 am - 7 pm  
 Closed Sunday  
 7020 Peacock Road • Williamsburg, IN 47393  
 (765) 847-2528  
**Our Policy, "Your Own Meat Back!"**

**Prairie Wolf**  
 GUN REPAIR


Gunsmithing services for Rifles, Shotguns,  
 Handguns, Black Powder Guns, & Air guns  
 Cleaning & Inspections, Bore Sighting, Optics &  
 Sights installed, Refinishing & Restorations  
 FFL Firearm Transfers

*By Appointment Only, Call*

**Marshall Smith 765-914-2781**  
 User Field BC\_COMP\_SLOGAN = 6151 Turner Road  
 Richmond, IN 47374  
[PrairieWolfGuns@gmail.com](mailto:PrairieWolfGuns@gmail.com)  
 FFL 4-35-177-07-5C-04489  
 Cash or Check only



# Outdoors With Lonnie



by Lonnie Snow

## It's Time to start thinking about The Polar Plunge Feb. 24, 2018

The weather has taken a turn toward winter and I am feeling it in my bones. My beard and hair is growing white and my belly is starting to bulge. My goodness, Santa is starting to appear much to my grandchildren's delight. Yes, there is a Santa>>>>>>>>>>

It is that time of year to start thinking about taking the Polar Plunge for Special Olympics. The Liberty Plunge will take place on February 24, 2018. Mark your calendars to be there.

I will be sharing photos and information on last year's plunge so you can feel the excitement you may have missed.

I just brought the boat home from Brookville Lake and winterized it. Now, like all of you, there are lawnmowers, tractors, tillers, and vehicles to winterize. Then there is the last minute yard work then, "Let It Snow."

Our Special Olympics athletes are preparing to go to Woodland Bowling Lanes in Indianapolis, Indiana. This will be our Area 9 Tournament. From there, those who qualify will be going to the Special Olympics State Tournament in November. We had 92 bowlers attend this year. Please wish them all Good Luck.

If you read the Gad-A bout and have a child or friend in Special Olympics or with special needs, I would like to hear from you. If you have a story to share about them please e-mail me.

This month I would like to recognize our Treasurer, Ellen Roi, for winning the Spirit of Special Olympics Volunteer of the Year Award for Area 9.



Top Left Photo: February 2017 Polar Plunge, at left is Kellen Linville and at right Lacey Snow (Author Photo). Top Right Photo: 2017 Polar Plunge. L to R: Tyler Frame, C.O. Diver Grahm Selm, Eric Frame, Jeff Frame and Jesse Moore (Frames Outdoor Photo) Bottom Left Photo: Ellen Roi, our recipient of our Volunteer Of The Year award for 2017. Bottom Right Photo: Picture of our Special Olympic bowlers at the opening Qualifier at Richmond 40 Bowl. (Author Photo)

### Volunteer of the Year Award, 2017

The Wayne County Management Team nominated our treasurer, Ellen Roi, as volunteer of the Year. Ellen has been with our program since 2010. Her years of experience and knowledge of accounting has been a great attribute to our Special Olympics Program. She works hard to keep our spending on track and to keep our accounting records accurate. She presents the treasure report at our monthly team meetings with verbal and written documents to the board members for their approval. She has a passion for Special Olympics that not only shows by her volunteering as our treasurer but working side by side with our athletes and coaches during special events.

Ellen volunteers her services at our Annual Golf Outing by collecting golfer registration fees and handling the paperwork for the individual awards. She works closely with our management team, the golf pro shop at the Elks Country Club, and the Indiana Special Olympics State Office to ensure our golf program meets all the requirements needed. The golf outing fundraiser is our biggest fundraiser of the year.

Ellen volunteers and coaches our athletes during our Special Olympics bowling sport. This requires her to be at the bowling lanes every Sunday from Labor Day until our bowling tournaments end in December. She works a full time job through the week and I commend her for taking her free time to work with our athletes and other coaches on the weekends. She commutes from Oxford, Ohio, which is 25 miles one way to volunteer for us. Having 70 athletes bowling can be challenge but Ellen and our other coaches handle it in

stride. We added the Polar Bowl to our special events this year and it was a big success thanks to Ellen and our volunteers who helped.

Ellen commits her time to help out with the Earlham College Football concession. She assists with ordering items for resale, cooking food, and selling items to the visitors during the game. She works closely with the Richmond Kiwanis and other volunteers at this event.

You can find Ellen working the Christmas Dance in December for our athletes and at any other event she is needed. Ellen is a very giving person and we are so glad she is part of our program. Our entire management team as well as those who know her have great respect for Ellen and highly recommends her for the Volunteer of the Year Award. She represents our county and Special Olympics in an exemplary way and demonstrates great joy in being part of Special Olympics.

**"Congratulations Ellen"**

Our Special Olympics programs in Wayne and Union Counties could use some volunteers. There are openings for basketball coaches, special event organizers, board members, and just volunteers to help during different sports events. Please e-mail or give me a call if you are interested. You do not have to have a child in our program, just a caring heart to give back to others.

**FOR MORE INFORMATION CONTACT**  
Lonnie Snow - Wayne/Union County Coordinator  
Cell 765-580-8269 [Lsnow1952@yahoo.com](mailto:Lsnow1952@yahoo.com)

**"ACROSS FROM COURTHOUSE"**

**HOURS:**  
Tues - Sat  
6 am to 1 pm

Sundays  
6 am to 1 pm

Home Cooked Meals  
Dine-In or Carry-Out

**LIBERTY RESTAURANT**  
7 West Union St., Liberty, IN 47353  
765-458-5223

**MIGHTY MUFFLER**  
BRAKES • SHOCKS • TIRES

Complete Automotive Repair

"No Muff . . . Too Tuff!"

1440 N.W. 5th St., Richmond, IN  
Darin Doner, Owner  
765-966-6833


**TEXAS JACK'S**  
LOCK, STOCK & BARREL  
765.847.5225

A Western & General Store  
Victor Dog Food, McCauley Brothers Horse Feed  
Hardware, Ammunition, Knives, Saddles, etc.  
We Sell Hunting & Fishing License  
We Can Weigh and Check In Your Game  
"JACK BALES - TRAIL BOSS"

403 W. Main St., Fountain City, IN 47341  
Open: 9-5 Mon, Tues, Thrs, Fri & 10-4 Sat / Closed Wed & Sun  
E-mail: [texasjacks403@gmail.com](mailto:texasjacks403@gmail.com) Facebk: [texasjackslockstock&barrel](https://www.facebook.com/texasjackslockstock&barrel)



Clifty Falls State Park Inn overlooks the Ohio River. It is by far the most spacious of all the state park inns in Indiana, that we've spent the weekend.



I took this photo from outside the Inn looking towards Madison and the Ohio River. The weather turned chilly, but inside the Inn it was warm.



This picturesque photo was taken on Friday, October 27th our first day at Clifty Falls State Park. The weather was just right for walking with friends.



We stopped for a photo opt on our way to see the Falls. L to R: Sherry Dickerson, Brenda and Jim Eubank. Jim's signal is V for Veteran.

# Clifty Falls State Park

Article & Photos by Ray Dickerson  
(Photographers on page 18 are identified)

A few months ago I contacted Jim and Brenda Eubank by e-mail asking if we could get together again. Some of you readers will recall Jim and I's first time meeting back in 2007. We were both stationed at RAF Chelveston, England. We both worked in Base Supply and Warehouse 104 in the Inventory Section. I got to England in April 1960 and Jim got there in the late 50's. He left England shortly after I got there. We both worked for Sergeant Jimmy Bernard.

However we didn't see much of each other, in fact until our first meeting in Kentucky back in 2007 I could only remember seeing him one time. We both worked out of the same office in the warehouse, it's incredible. I can't explain it, it's just one of those things. I was new there, he had been there a long time I lived on base and he lived off base in Wellingborough.

In 2006 I had found a website, www.Rushden.org which had a G.I. message board. I was reading it one day when I came upon a message from James (Jim)

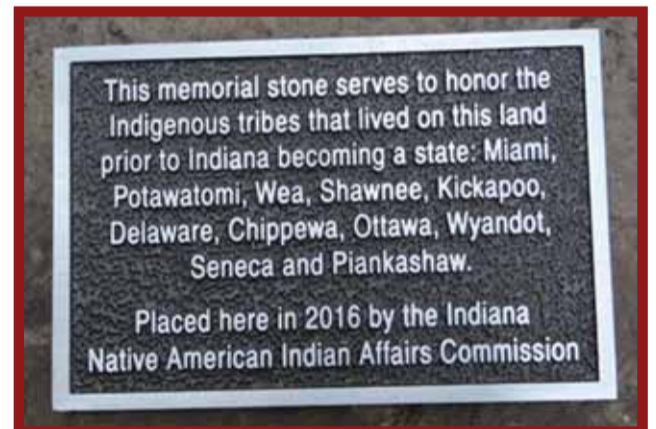
Eubank, the name sounded familiar, maybe because other than his last name was Eubank and I had a 2nd cousin named Weeb Ewbank there was a similarity. For some unknown reason I had a glimpse from the past of seeing an airman in warehouse 104, but couldn't put a name with the face.

Jim had his e-mail address on the posting so I sent him an e-mail explaining my working where he posted he worked at RAF Chelveston.

I got a reply from Jim. We exchanged messages and in 2007 we decided to meet at Blue Licks State Park in Kentucky. Since that time we have met several times down there, but then due to busy lives it has been about three years since we have got together.

Jim replied to my last e-mail and decided on meeting October 27-29 at Clifty Falls. The park is about half way for both of us to travel, that was what we decided on one other time, that didn't happen.

On October 27th Sherry and I left home for Clifty Falls. I decided to go in the park at the south gate, since it is the closest to the Inn. I'm in Madison every month delivering Gad-a-bouts so I know the area quite well. Due to needing to talk to one of my customers in Scottsburg I had to go out of my way on my way to Madison. I give Jim a call when I got to SR 56 to see where he was at the time. He was in Madison sitting



I think this is an appropriate location for us to honor the Indigenous tribes who called this home in their time. It's a shame it is no longer their home.

at the south gate. I told him I was about a half hour away and would be there shortly. He said he would wait there. Traffic was light and made it there about when I said I would.

We pulled in behind him, all of us getting out hugging and shaking hands. Then we went on to the Inn only to find out we couldn't check in until 3 p.m. So we all got in my van to kill some time visiting the park. We took the scenic route, the road along Clifty Creek stopping at about every pull off, overlook and

**CONTINUED ON NEXT PAGE**



## BEST PAWN

BUY • SELL • TRADE  
GUN TRANSFERS \$25.00

- CASH LOANS
- GOLD & SILVER
- HANDGUN & FIREARM LOANS
- CARS • TRUCKS
- HEAVY EQUIPMENT • TRAILERS

Call Us:  
765-939-PAWN (7296)

Hours: Tues - Fri 10 am - 6 pm  
Saturday 10 am - 5 pm  
Closed Sunday & Monday

1700 N.W. 5TH ST.  
RICHMOND, IN 47374  
WEBSITE: [www.bestpawnindiana.com](http://www.bestpawnindiana.com)

## CABINET FACTORIES OUTLET OF RICHMOND




**SEE US FOR:**

- Cabinets By Schrock • Countertops (Granite & Formica) • Sinks & Vanities

Visit our Discount Room - All Cabinets \$69.00 or less / Free Estimates / We Deliver  
633 South H Street, Richmond, IN 47374 - 765-966-3875

Hrs: T-F 8 am-5 pm / Sat 8 am-12 pm / Closed Sun & Mon - Website: [cabinetoutletofrichmond.com](http://cabinetoutletofrichmond.com)

finally Clifty Fall near the north end. The first pull off we visited was Hoffman Falls. We didn't walk down to them. I took some photos of the scenery and of Jim, Brenda and Sherry. We got back in the Van and proceeded north to Tunnel Falls then on up to Clifty Falls. Again we walked for a bit, I took more photos. We spent a bit longer time at the Falls. Then we loaded back up into the van and headed back south this time only making one stop at Lookout Point. Hmm, we might have stopped at Lilly Memorial too, can't remember.

By the time we got back to the Inn we could check in, so we did.

We rested a bit. Then we met to go to the dining room for supper.

After supper we went to our rooms to rest. I took a walk around the Inn snapping some photos, then returned to the room to watch some TV then we got a good nights rest. The room we got had two queen size beds, a lot of moving around space, TV, Refrigerator, Microwave, Coffee pot, Ironing board, Desk, Telephone, Radio & Alarm, our own heat control and a real nice roomy bathroom. I may have forgotten something, but we were really pleased with the room.

Saturday morning Sherry and I got up a little later than we should have, but I normally work late at home and sleep in a bit in the morning. So by the time we got to breakfast, the Eubanks had already eaten. Jim works all week at a regular job so they get up at a more normal time.

I got the breakfast buffet, of course! After we had eaten we planned on meeting and traveling around Madison to see the sights along the River Front, visit the attractions nearby in the historic district.

We all loaded in the van around noon. I had gotten a map of Madison at the Inn that showed all the attractions. I hadn't been in the downtown part of Madison since I don't remember when it was, so I overshot the runway staying on SR 56 until I realized I was heading for Vevay, oops! So I apologized, found a place to turn back and looked for Ferry Street so I could turn left and get on Vaughn Drive which would take us to the River Front.

The wind began to pick up and the temperature made the van feel real good inside.

Jim wanted to walk a bit over to the walk way along the Ohio River. I joined him. I took a photo of him standing with his back to the new Madison bridge across the Ohio River. It was my first time to see it.



The picturesque Clifty Falls cascading over numerous layers of limestone, then plummets into a bowl many feet below the falls. I took this photo standing directly in front of Sherry, Brenda and Jim, they are looking at me, but I had the camera elevated above them so I could get the Clifty Falls in the photo. My camera viewing screen pulls out away from the camera and tilts downward so I can hold it higher up and take the photo looking down.

The former bridge was very narrow and unstable. The bridge takes you to Milton, KY.

Jim and I returned to van, I had left the engine running so the girls kept nice and warm. The heat felt really good when we got back in the van.

We then headed for the Madison Visitor's Center. See the Madison map on the opposite page, it's really a nice map.

Besides the visitor center in close proximity is the Lanier Mansion Historic Site (see page 17) located at 601 W. 1st Street 812-265-3526. Admission Charge.

Madison Railroad Station, Jefferson County Historical Society, 615 W. First St. 812-265-2335. Restored 1895 Railroad Station. Admission Charge.



I took this photo of a family enjoying the view. The colors around them looked so colorful. The last time we visited Clifty Falls was a 4th of July several years ago. That evening we watched fireworks exploding all along the Ohio River below us.



My favorite place in the Inn, the dining room. Oh, how I like buffet meals and Clifty Falls State Park put out a great spread of good food. The waitresses were friendly and quick too. Since it was Halloween time many of them were in costume.

**We Value Your Trust and Confidence**

405 E. Main St.  
Centerville, IN  
855-5342

**Mills Funeral Home**  
[www.doanmillsfuneralhome.com](http://www.doanmillsfuneralhome.com)

**Matt's Custom Guns**  
Hours: Monday - Friday 9 am - 5 pm (Other hours by appointment)

Guns - Ammunition - Scopes - Accessories  
Custom Target & Hunting Rifles - Specialize in Reloading Supplies  
Gunsmithing - Muzzleloading Guns & Supplies

Authorized Dealer for Freedom Arms, Dakota Arms, Nesika, Kimber, HS Precision & Dillon Precision

3762 N CR 450 E, Connersville, IN 47331  
Ph: 765-825-3418  
Email: [mattscustomguns@yahoo.com](mailto:mattscustomguns@yahoo.com)





Dr. William Hutchings' Office & Museum, 120 W. 3rd St **812-265-2967**. One of the most authentic 19th century medical records, surgical tools, etc. Admission Charge.  
 History Center Jefferson County Historical Society, 615 W. 1st St. **812-265-2335**. Admission Charge.  
 (See map above for more information on things to see in Madison with cross reference to exact location.)  
 There was no entrance fee to the Madison Railroad

Station. I got carried away exploring it. I worked for Penn Central Railroad 1968-72 and was really interested in all that they had in the station, it was fascinating, too much so, since I had three people waiting for me who had saw all they wanted to see.  
 We left and headed back to the Inn. We all rested the rest of the afternoon. I did leave the Inn to travel to visit Ernest McCleery who lived a few miles west of Madison. I hadn't saw him since April. We had a

nice visit, then I headed back to the Inn and supper. After supper I went and took more photos in and outside the Inn. Brrrr.... it was cold outside, but I wanted to take some photos of the river in the night sky overlooking Madison and a nearby power station, that lit up the night. When it comes to taking photos I take hundreds at a time.  
 Afterwards I returned to the Inn and watched some TV before turning in for the night. Jim and Brenda



On Saturday we toured the Madison River Front, the weather changed a bit with a cold wind blowing in from the north. The bridge in the background behind Jim is Madison's new bridge crossing the Ohio River. Hey Jim, lets get out of the cold!



Lanier Mansion Historic Site. Madison Visitors Center, See map above it is shown as the blue #1 located between Vine and Mill Street. They were quite helpful and very eager to help us. Their Toll Free # 800-559-2956 & [www.visitmadison.org](http://www.visitmadison.org).

**Woodruff's Supermarket**  
 10 South Main St., Liberty, IN  
**Full Service Meat Department**  
 Produce, Dairy, Groceries & General Merchandise  
 Hours: Monday thru Saturday 6 am - 9 pm / Sunday 6 am - 7 pm  
**BAKERY - DELI - IN STORE PHARMACY**  
 Donuts, Cakes, Cookies, Pies, & Rotisserie Chicken  
 "Get Everything You Need At One Handy Location"  
**Call Us At 765-458-6213**  
[www.woodruffsupermarket.com](http://www.woodruffsupermarket.com)

Why Cook Tonight, When We'll Deliver It right?  
**\$2.00 OFF ANY 16 INCH PIZZA**  
 BRING THIS COUPON  
  
 DINE IN  
 CARRY OUT  
 DELIVERY  
**(765) 458-5775**  
 Hours: Sunday thru Thursday 10:00 am - 10:00 pm  
 Friday & Saturday 10:00 am - 12:00 am  
 201 NORTH MAIN STREET - LIBERTY, IN 47353



I was so impressed by the way the Reservation person handled making our reservation on the phone I told her I wanted to meet her. I was told she wouldn't be at her station until Saturday so at 11:42 a.m. Saturday 10-28-17 I got to meet her in person. So I took this photo. I found that she was not only courteous on the phone, but a very nice young person to boot. She told me about her plans on getting her education and knows where she is going from there. I wished her luck. If you are making plans on staying at Clifty Falls ask for Anna May, when you make your reservation.

were leaving early Sunday so we didn't get to see them before they left.

But we will be getting back together in Kentucky next time.

Sherry and I headed for home. We had enjoyed our visit with Jim and Brenda and had a very nice time at Clifty Falls Inn, the park and visiting Madison again.

## RAF Chelveston

by Ray Dickerson

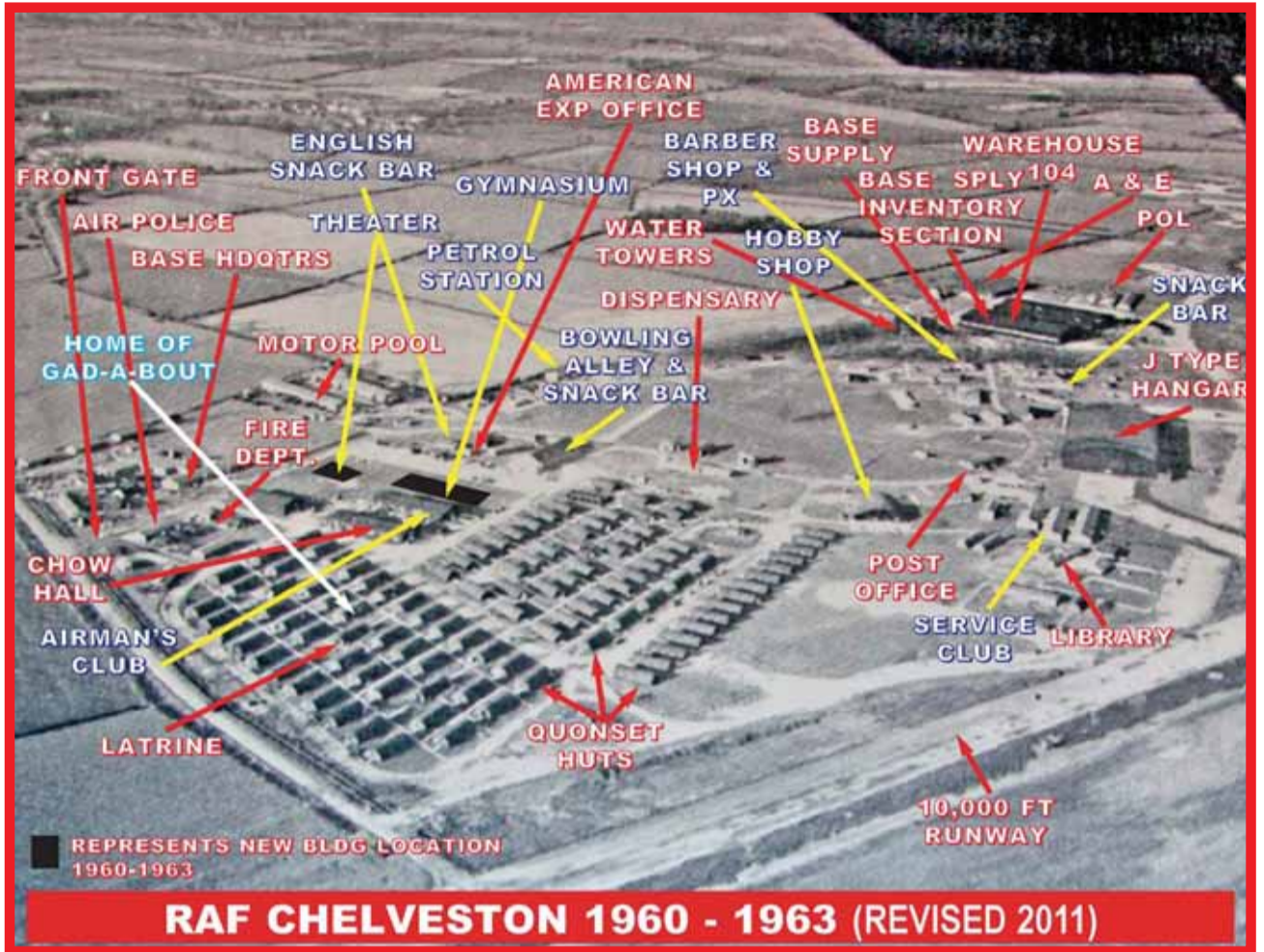
I joined the Air Force November 5, 1959 arriving at Lackland Air Force Base November 6, 1959. I was there for 4 weeks, then left for Amarillo AFB for Technical School training for Base Supply.

When we graduated our class was split in two, half went to RAF Chelveston and the other half went to RAF Bruntingthorpe.

RAF Chelveston was in the Midlands of England. To the right there is a map of the area I most traveled in while I was there. I bought a 1956 English Popular that looked like a 1930's car from yesteryear in America. But it got me everywhere I wanted to go and then some.

The top right photo is an actual aerial photo of RAF Chelveston. I got the photo from a friend in California in recent times. I added the names of buildings and structures with the arrows so I could remember where everything was located when I was there. The base was leveled and completely gone in the 1980's. The land was bought by a farmer. However even to his day if you google that area from a satellite you can still see the J type Hanger's cement floor and also the Base Supply warehouse 104 cement floor still there, if you know where to look for it.

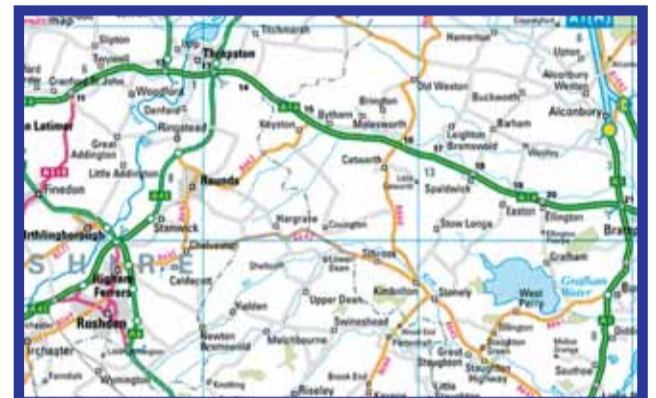
I have so many good memories from that period of my life. As guys like me and Jim Eubank relish the times we can sit and talk about that time in our lives.



This is RAF Chelveston where Jim and I was stationed at in the Midlands of England. We worked in Base Supply which on this photo is in the upper right hand side of the photo. He and I worked in Warehouse 104, the red arrows point to it. We both worked for Sergeant Jimmy Bernard in the Inventory Section. RAF Chelveston was leveled and the property sold, it is a farm now.



This is a B-66 landing at RAF Chelveston. We had the longest runway in England, 10,000 feet. (Hank Howard Photo)



This is a map showing the general area of travel for most of us stationed at RAF Chelveston, RAF Alconbury and RAF Molesworth.



RAF Chelveston Entrance sign. Jim and I was part of the 7541st Abron Squadron which was also part of the 10th Tactical Recon Wing. (Hank Howard Photo)



This is a close up view of our barracks and three friends of mine, L to R: Ernest Dunn, Sidney Chatwood and Gerald Folkerth. (Photo by Airman Dickerson 1960)

The other photos, the jet bomber is a B-66, all the area bases had those when we were there. RAF Chelveston had the longest runway in England, 10,000 feet. If you look close enough on that satellite view you can make out the runway today also. There was a lot of thick concrete in that runway.

The three guys in the bottom right photo and I attended Tech School together and was stationed at RAF Chelveston. I wonder where they are now. I've only found Jim Eubank that I knew over there. I belong to a RAF Chelveston facebook page. The search goes on.

Heritage Goodhew Enterprises, Inc.

STANDING SEAM METAL ROOFING  
New Installation & Metal Roof Repair  
765-857-2623  
[www.heritagegoodhew.com](http://www.heritagegoodhew.com)

Justin Double-H • Rocky RED WING SHOES  
Shoe Repair Available  
**MILROY SHOES**  
9214 S. State Rd. 3, Milroy, IN 46156  
Mon-Thur 8 - 5 / Fri 8 - 6 / Sat 8 - 3 / Closed Sun  
(765) 629-2109

**Pioneer Restaurant**  
Brookville, Indiana  
(Behind the Courthouse)  
765-647-7935

- Full Breakfast Menu (Mon - Sat)
- Daily Lunch Specials
- Open Early, Open Late (Mon - Sat 7am - ? Sun 12 - 12)
- Ice & Carry-out Available
- Where good food, friends & spirits come together
- Steak, Chicken & Seafood

"Great Weekend Boat & Bike Parking"

**ACE Scotts Hardware**  
**Junction 31 & 56, Scottsburg, IN**  
**812-752-2991**

- WE CARRY A FULL LINE OF RIFLES, SHOTGUNS, HANDGUNS & AR'S
- OUR SHELVES ARE FULL OF AMMO, OPTICS & ACCESSORIES
- WE HAVE EVERYTHING FOR YOUR HUNTING, FISHING & SHOOTING NEEDS
- NOW BUYING GINSENG & YELLOW ROOT

**HOURS: 7 AM - 8 PM MON. - SAT. / 8 AM - 6 PM SUN.**

## Indiana State Trappers Association



by Dr. Fred Philips, DVM

### MUTUAL BENEFIT / Give Locally

The motto for the Indiana State Trappers Association (ISTA) is "Mutual Benefit". I believe this motto was derived many years ago. It means exactly what it says. People, animals, and the environment all benefit mutually when trappers, and hunters, remove excess populations of particular species.

Conservation efforts reintroduced white tail deer, beaver, and otters back into our immediate environment in the mid to late 1900's. Hunters and trappers led the way with money and muscle. (You didn't hear about the animal rights movement.) Taxes on sporting goods and ammunition, through the Federal Aid in Wildlife Restoration Act of 1937, most often referred to as the Pittman-Robertson Act, established and currently supports State Departments of Natural Resources that set rules and administered laws that regulated the consumptive use of wildlife. People, in general, praised the return of and loved seeing the wildlife in its natural settings, but did not give financial support, in general. "Mutual Benefit", because without the sports(women), there would still be no abundance of wildlife to see.

Fifty years pass, with the Sports(women) paying the bill, and now wildlife populations have grown to where they have become a problem, in places. Deer eat flower gardens, vegetable gardens, browse trees down, damage crops, and carry ticks that bring disease that threaten us and our pets. Beaver dam up culverts and drainage ditches such that the County, or the land owner, has to pay contractors to remove their dams over and over again, sometimes at the expense of tax payers, to keep roads and businesses from flooding. Beavers also carry giardia protozoa, the cause of Montezuma's revenge, a severe gastrointestinal / diarrhea disease that if you have survived it, you know how serious it can be. Otters get into a pond, or a fish hatchery, and stay as long as there are fish and crayfish to eat. Trappers, and hunters, take the surplus animals out of the environment so that the environment and the general animal population stay in a healthy balance. "Mutual Benefit", the Sports(women) may consume some of the wildlife population while leaving sufficient populations for the general public to view. But the animal rights movement is gaining strength and money to initiate and fight lawsuits.

As the end of the year approaches, the Humane Society of the United States (HSUS) and the America Society for the Prevention of Cruelty to Animals

(ASPCA) are both gearing up to get your tax deductible donation, that they imply will be used to the benefit of abused and neglected animals locked away in small, dirty cages. The problem is that very little of your donation ever makes it to benefiting those abused and neglected animals. Most of your donation pays salaries and the costs of advertising to raise more money. (Take a look at CharityWatch.com) Just once, I would love to see one of these organizations sue 'Mother Nature' for the suffering and cruelty that she inflicts on wildlife populations, especially those that have gotten out of control. Where is the "Mutual benefit" in their organizations deeds?

One of the HSUS's and the ASPCA's, and others', idea of preventing cruelty and abuse to wildlife is to stop Sports(women) from hunting and trapping. If they were to succeed, then a lot of money that is used to maintain wildlife populations and pay for the enforcement of laws pertaining to wildlife, would disappear. COs would be laid off in mass, and people would be able to do whatever they wanted to do without fear of being arrested. In short, no Sports(women) would translate into less wildlife, not more. That is what the non-scientific, emotional, humanization of animals does for you. No "Mutual Benefit" at all.

Mother Nature would take over, and the life cycles of wildlife would run wild. A specific population, like rabbits, would take off and over produce. Crops would be damaged, disease issues, like Tularemia, would start to grow, people would be affected, and the rabbits would die off to extremely low numbers to let the environment recover. In the meantime, carnivores, who depended on the rabbits for a meal, would also develop extreme numbers right behind the growth of the rabbit population. When the rabbits started to die off, so would the carnivores, right behind the rabbit decline. This cycle is well documented in Biological studies of animal populations. It is the science of biology. Mother Nature dictates how it goes, and doesn't care if it is Mutually Benefiting, or not.

If your heartstring gets pulled by the sight of those helpless, caged animals, resist the urge to grab your credit card and to call in a tax deductible donation. Understand that very little of your donation, to these massive organizations, will ever get to where you want it to go. To avoid this, donate directly to the State's non-game wildlife fund or to your local animal shelter. There are also rehabilitators in the state that would welcome your donation, cash or otherwise. These donations will make it directly to what you want them to do, without paying huge salaries or covering the costs of massive TV campaigns, that exploit animals to further huge retirement funds and war chests rather than benefiting the animals as they claim.

"Mutual Benefit" is served best by donating locally. The ISTA is even a 501 (c) 3 that may accept tax deductible donations to help further our trapper education efforts and our education of the public to how trapping, and hunting, "mutually benefits" wildlife species and humans alike. 100% of a donation to the ISTA will be used to further our "Mutual Benefit" of animals, wild and domestic alike, and society, as a whole.

Watch your top knot. Keep your eyes along the skyline.

Fred "DR" Philips, DVM

**Dale Hardy Supplies**  
**Logansport, Indiana**  
*Just 2 Miles North of US 24 on US 35*  
**574-753-6843**  
**Mon-Fri 9-6 / Sat 9-5 / Sun Closed**

**carhartt**

**RED WING SHOES** **KEEN** **Old Town**  
 EST. 1905 UTILITY CANOES X KAYAKS

**W.R. Case Knives / Custom Leather / Garmin Dog Boxes / Hunting & Trapping Supplies Muck / LaCrosse**

**Big To Small We Have It All!**

**JOHNS GUNS & TACKLE**

**OWEN'S DOG BOXES**  
**HUNTING LIGHTS / DAN'S HUNTING CLOTHES**  
**GARMIN TRACKING SYS. / DOG LEADS & COLLARS**

**ARCHERY SUPPLIES / BOWTECH BOWS**  
**INDOOR ARCHERY RANGE / TECHNO HUNTING SYS.**

**MUCK BOOTS / RELOADING SUPPLIES**  
**LONG GUNS / HAND GUNS / AMMO**  
**FISHING TACKLE, SUPPLIES & LIVE BAIT**

Owners: John & Cora Durham  
 HOURS: Monday thru Saturday 8 am - 6 pm  
 Sunday 9 am - 5 pm

200 N. Highway 3 & 7  
 North Vernon, IN 47265  
 812-352-7075

**ANIMAL HOSPITAL OF CENTERVILLE**  
**DR. FRED PHILIPS**  
 1100 EAST MAIN STREET  
 CENTERVILLE, IN 47330

TELEPHONE: (765) 855-1450  
 TOLL FREE: 1-888-860-8253

EMERGENCY SERVICES AVAILABLE



**DOC & WYATT'S TRADING GALLERY**

765 - 238 - 2892

**BUY ★ SELL ★ BARTER**  
**Guns, Knives, Gold, Silver & Accessories**  
**925 Chester Blvd. ★ Richmond, IN 47374**  
**765-238-2892 or 765-977-9159**





Classic Champs Greg and Durel Nichols. (Author Photo)



2nd place Classic finishers Mike Russell and Tim Clepper. (Author Photo)



3rd place classic finishers Larry Yates and Doug Allen. (Author Photo)



4th place classic finishers Charlie and Laura Hildreth. (Author Photo)

# Indiana Slab Masters



by Jim Raymer

President & Founder of the Indiana Slabmasters

## Indiana Slab Masters Classic 2017

The Indiana Slab Masters successfully had our Year End Banquet and Classic over the weekend of October 13th-15th, 2017. The weekend started with the year-end banquet and award celebration on Friday October 13th when we had special guest Lawrenceburg Mayor Kelly Mollaun. Mayor Mollaun spoke to all the men and ladies at the banquet and thanked them for visiting the Lawrenceburg area and was very excited to see the Indiana Slab Masters visiting the area. We had a very nice catered dinner and afterwards we awarded many of our year end awards. We also had abundant door prizes at the classic banquet as each person won at least one prize.

Our B'n'M Points race has been very popular over the years and being successful enough to be one of the top ten teams in the points race is a well-earned honor. At the end of the season we award plaques for the top 10 points teams. This year we had a multiple repeat champion Larry Yates and Doug Allen. Doug Allen is a 3-time points race champion and Larry a 4-time points champ. This is because Doug was unable to fish with Larry during the 2016 season. This is how the top 10 teams in the Points race finished up for the 2017 season: Finishing in 1st place in points (Total 159 Points) was the team of Larry Yates and Doug Allen, both of Ohio. Finishing in 2nd place in points with 141 total points (they finished 2nd last year as well) was our last year's Classic Champs, Bret Cunningham and Keith Lucas. Finishing in 3rd place in points (Total of 139 points) was the team of Jim and Rob Raymer. Finishing in 4th place in points (Total of 135 points) was the team of Jason Shingler and Mike Arnold. Finishing in 5th place was the team of Jim Long and Robert Williams with a total of 131 Points. Finishing in 6th place was the team of Eric Millsaps and Rick Hancock with a total of 122 points. In 7th place was the team of Noel Thompson fishing alone with 118 total points. Finishing in 8th place was the team of Joe Rosinski and Luther McDonald with a total of 114 points. Finishing in 9th place was the team of Tim and Joe Dunigan with a total of 110 points. Rounding out the top 10 in the B'n'M Points Race was the team of Rodney and Lloyd Hiler with a total of 106 points. This is very difficult and a lot of hard work to finish in the top 10!

Congratulations to each of our teams that finished in the top 10 in the points race this year!

Every year at the Classic Banquet we award a sportsman of the year and a "Presidents Award" to someone who stood out as a huge difference maker in the club. Bill Rairden was awarded Sportsman of the year for 2017. Bill was overwhelmingly selected for the honor from a group of his peers as the 2017 Sportsman of the year! Bill did several things to make an impact on the club, including rescuing someone's lost dog and giving up several hours of his tournament fishing time to get the dog back to its owner. Myron Etchison who has served as the Treasurer for the club along with handling several other duties was awarded the President's award for his dedication and service to the club over the years. Bill and Myron have been two men that have made a huge impact for the Indiana Slab Masters and it was my honor to award these men with these awards to highlight their contribution to the club! Thank you again for your service and dedication!

Saturday October 14th started our 1st day of competition for the 2017 ISM Classic and there were some very strong weights. Leading the way

**INDIANA SLAB MASTERS**  
 SLAB MASTER MEMBERSHIP \$30.00 PER YEAR  
 \$40.00 to fish each Tournament  
 Easy Sign up, show up at 5:30 a.m. at Tournament  
<http://www.indianaslabmasters.com/>  
<https://www.facebook.com/IndianaSlabMasters/>  
 For Information call: 317-752-8440

**BUTLERVILLE GROCERY**  
 5185 E US Hwy 50  
 Butlerville, IN 47223  
 812-458-6355  
 Deli • Gas • Grocery  
 Hot Food • Daily Specials  
 Military Discount  
 Call In's Welcome  
 Dine In • Carry Out  
 Open 7 Days a Week

**EBBING AUTO PARTS, INC.**  
 USED PARTS It's Called Recycling  
 Quality Parts with "Experience"  
[www.ebbingautoparts.com](http://www.ebbingautoparts.com)  
 8 a.m. - 5 p.m. Monday - Friday (E.S.T.)  
 6090 West U.S. Highway 50  
 North Vernon, IN 47265  
**800-678-3105**  
 812-346-1323  
 Fax: 812-346-8259  
[sales@ebbingautoparts.com](mailto:sales@ebbingautoparts.com)  
 MEMBER AUTOMOTIVE RECYCLERS ASSOCIATION

**Fallen Oaks Taxidermy Studio**  
 Keith Borst - Owner  
 2107 W. Hoppes Road, Liberty, IN 47353  
 812-549-2744  
 E-mail: [fulldraw.kb@gmail.com](mailto:fulldraw.kb@gmail.com)  
 Veteran owned and operated

on day 1 was the team of Jason Shingler and Mike Arnold with a total weight of 6.91lbs. There were a total of 6 teams that weighed in over 6 lbs. on day 1. The competition was very fierce! At the end of the second day, it was the teams that were able to keep their weights up for both days that ended up on top! Finishing in 1st place and our new Club Champions/Classic Champions with a two day total weight of 12.98 lbs. was the team of Greg and Durel Nichols. These men were in 2nd place after day 1 and were very consistent over both days bringing 6.59 lbs. to the scale on day 1 and 6.39 lbs. on day 2. Greg and Durel were dead sticking (holding the baits very still in the water column) vertical jigging jigs over both days to win the club's biggest tournament of the year. Finishing in 2nd place with a very close 12.93 lbs. was the team of Mike Russell and Tim Clepper. These men were fishing shallow to capture 2nd place and become runner up of the 2017 classic! Finishing in 3rd place is this year's points race champs, Larry Yates and Doug Allen. Larry and Doug were swimming and vertical jigging baits to take home 3rd. Finishing in 4th place with a total weight of 11.45lbs. was the Husband/Wife team of Charlie and Laura Hildreth. Charlie explained that they caught all the fish off of a single spot for both days! Great Job! Rounding out the top 5 was the team of Jim Long and Robert Williams with a total weight of 11.41 lbs. I want to personally congratulate each of these teams and the accomplishments for this classic! All in all 2017 will be a year that set records for the Indiana Slab Masters. We averaged 43 boats throughout the 2017 season and tied a record for the most boats at a classic, 35 boats.

Now that the 2017 season is over, the returning board of officers and advisory board members will add volunteers from the end of the year to plan out scheduling and possibly tweak a few rules to match what the club wants and have answered via a year end questionnaire. I am very excited for the 2018 season and have very high hopes that next year will surpass this year in numbers and participation! If you want to become a better crappie fisherman, joining the Indiana Slab Masters where you get to experience fishing with the best men and ladies in the state that are more than willing to teach and help fellow anglers learn more about our favorite fish would be a very smart move! I hope to see you all out on the lake in the off season, and I hope you get out to enjoy this nice fall weather we have been experiencing. Until then, tight lines and good fishing!

## Outdoor Scenes & Verse



by Anita McFalls

### That Cross Upon The Hill

Creator of the seasons,  
the moon, earth, sea, and sky,  
Maker of the winds,  
in a twinkling of an eye.

I humbly adore You,  
reaching high my hands in praise,  
In faithfulness I seek You,  
follow You throughout my days.

To know that You created me,  
with a greater good in mind.  
Knowing you have loved me,  
forever, throughout time.

Once a thoughtless sinner,  
now I strive to be like You,  
to spread Your word to every man,  
and make their lives anew.

Holy Spirit in Your presence,  
Your warmth embraces me.  
I know through strength in Jesus,  
there's a purpose here for me.

I pray each day for wisdom,  
and guidance in Your will.  
For all I do is in Your name,  
for that cross upon the hill.

(Copyright 2005 anitamcfalls)

## Prairie Wolf Gun Repair

CONTINUED FROM PAGE 13

of jelly and oil to as small as I could. Other words, I wouldn't advise that you try this at home.

### Quote of the Month

"Before a standing army can rule, the people must be disarmed, as they are in almost every kingdom in Europe. The supreme power in America cannot enforce unjust laws by the sword, because the whole body of the people are armed and constitute a force superior to any band of regular troops that can be, on any pretense, raised in the United States. A military force at the command of Congress can execute no laws, but such as the people perceive to be just and constitutional; for they will possess the power." - Noah Webster (1758-1843)

That's all for this month. These notes are mine alone and do not represent the opinion or position of anyone, just me. If you have a question or a comment on guns, gunsmithing, gun rights, or, would like to just make a comment email me with your comments at [PrarieWolfGuns@gmail.com](mailto:PrarieWolfGuns@gmail.com). I'll answer your questions with the most up to date information available. Some answers may be included in this column as I'm sure there are others with the same question. No question dealing with guns or self-defense is a bad or stupid question. Only those questions not asked.

Remember, B SAR (Be Safe, Be Aware, Be Responsible)

Marshall  
[PrarieWolfGuns@gmail.com](mailto:PrarieWolfGuns@gmail.com)

### Drivers should be aware of deer this fall

As days shorten and the breeding season for deer approaches, the chance of encountering one while driving increases significantly.

Nearly 50 percent of all vehicle accidents involving white-tailed deer occur between October and December, according to deer research biologist Joe Caudell of the DNR Division of Fish & Wildlife.

The risk of deer-vehicle accidents can be minimized by practicing defensive driving, Caudell said. The Insurance Information Institute provides the following information to reduce your chances of colliding with a deer:

- Deer are most active between sunset to midnight and during the hours shortly before and after sunrise, so be especially attentive at these times.
- Deer often travel in groups, so if you see one, another is likely nearby.
- Be especially careful in areas where you have seen deer before.
- Use high beams when there is no opposing traffic; scan for deer's illuminated eyes or dark silhouettes along the side of the road.
- Be especially cautious where agricultural fields are divided from forested areas by roads.
- If you see a deer, slow your vehicle, even if the animal is far away.

CONTINUED ON PAGE 27

## Bozarth Country Store

On The SALAMONIE RESERVOIR

<b>Fishing Tackle</b> <b>Hunting Equip</b> <b>Camping Supplies</b> <b>Boating Equip</b> <b>Save BIG</b>		<b>LARGEST Selection of Cast Iron</b> <b>BOZARTH 2018 CRAPPIE TOURNEYS TO BE ANNOUNCED IN MARCH 2018 GAD-A-BOUT</b> For Info Call Ryan 765-981-4522
---	--	---

SEASONAL CAMPSITES AVAILABLE

Seasonal Rates - Full Hookups  
**"SIGN UP NOW"**

1 mile east & 1 mile north of Lincolnville

We Have A Large Breakfast & Sandwich Menu

Campstore / Grocery Fishing Tackle, Live Bait & License Camping & Hunting Supplies Cold & Hot Drinks Ice - Pizza - Sausage - Hot Dogs Snacks & Sandwiches	<b>Hunting Check In Station</b> Banquet Room w/Kitchenette Arcade Game Room Showers (All Year) Boat Storage (Inside) LP Gas Refill Station
--	---

765-981-4522  
 7309 East 400 South  
 Wabash County  
 Lagro, IN 46941

We Proudly Carry Bass Pro Products

Save on Shipping

Open All Year - 6:00 AM to Dusk



## Gittin Jiggy With It

Bait & Tackle Store

765-524-6484

Hey lovers of fishing & of those who fish!

Christmas is just around the corner & we've got gifts for everyone [on your list](#). We also have [GIFT Certificates](#) for those who like to choose their own [gifts](#). We wish a [Merry Christmas](#) to all, and to all [some thick ICE!](#)

Large selection of live bait, tackle, also "custom" rods and lures  
Special orders, Bulk orders and the best customer service around!

Find camping, marine, and RV supplies, along with gifts, cook books, clothing, yard & home decor, toys, groceries, ice, firewood, greeting cards and still more!

Remember to follow us on [facebook](#), or call for ice fishing reports!

OPEN 7 DAYS / YEAR AROUND

Facebook: [Gittinjiggywithitbaitandtackle](#)

4277 E SR 36 (Corner of 36 & Messick Rd) • Moreland, IN 47360



The recipient of the Garrett detector was Christina Lanier. Her husband won a machine from us a couple years ago. We added other Garrett products to her winnings.



Lucky family! Roberta Richardson (On left) was drawn for the Minelab detector and her husband Larry (On right) was the winner of the Minelab pinpointer. We included a hat, pouch, and other Minelab items to the package.

## Outdoors



With Rich Creason

### Outdoor Writers Enjoy Treasure Hunt (Photos by Susie Creason)

Susie and I recently returned from a South Eastern Outdoor Press Association (SEOPA) annual conference on the shores of Kentucky Lake. Two years ago, the conference was held in Eufala, Alabama. While there, we put on a metal detector hunt for all the attendees. Apparently, the guests liked our event, because the Board of Directors asked us if we would do it again this year.

I'm glad they asked us several months ago, since it takes a while to prepare for one of these treasure hunts. One of the most important items on the agenda was to decide the when and where we would be putting on the event. Having been to this area several years ago, we knew what we thought was the ideal spot. Just about a half mile from our conference center was a sand beach on the lake. We could clean the buried trash and replace it with the wheat pennies, buffalo nickels, and 200 prize tokens for the attendees to find.

Wrong! The beach is in a KY State Park. We were told only KY State Police were allowed to use a metal detector in any of their parks. So, we had to find another spot. The local Tourism Bureau who were putting on the conference got the OK for us to hold the treasure hunt somewhere on the grounds of



Left Photo: Jim Spenser was the lucky name drawn for the Fisher's Metal Detector. I gave him lessons on how to use it to find his recently lost wedding ring in shallow water. Right Photo: The White's pinpointer went to Pam Swanner. Her business card was drawn from our gold pan.



the property at the shooting range where our Shooting Day would be held. We went out a couple days ahead to scout out a good location.

The entire grounds was an old farm with all the accompanying metal scrap and trash in the ground. We finally found a location where not many "Beeps" were heard when we swung our machines. We took our flags and marked the field off. The hunt was to be Saturday after lunch and we would "plant" the field with targets an hour or so in advance.

The weather was great. Most of the attendees would be available since the guys like to try out all the weapons supplied by the various manufacturers on the site. Also, lunch would be held right next to our hunt field, and few outdoor people like to miss a free meal.

To promote our event, we put out a large gold pan with a sign telling all conference guests to drop their business cards in for a free drawing before dinner a couple days before our hunt. We collected over 200 cards. The drawing was held, thanks to several manufacturers who donated some great products to help us. New metal detectors were given to us by Garrett Electronics ([www.garrett.com](http://www.garrett.com)), Fishers (First Texas) Detectors ([www.metaldetector.com/fisher/detectors](http://www.metaldetector.com/fisher/detectors)), and



Corie Pressley found the lucky token to receive a year's subscription to Lost Treasure magazine.

Minelab Detectors ([www.minelab.com](http://www.minelab.com)). We also received pinpointers from White's Electronics ([www.whiteselectronics.com](http://www.whiteselectronics.com)) and from Minelab.

Most folks who use a detector on a regular basis know the value of a pinpointer. But outdoorsmen

**HIGHSMITH GUNS**

"INDOOR SHOOTING & ARCHERY"  
Sales & Training  
Indoor Shooting and Archery  
Best Prices — New & Used  
NRA Law Enforcement Instructors  
Register for Classes Online  
(317) 462-6290  
123 N. State St., Greenfield • [www.highsmithguns.com](http://www.highsmithguns.com)

**KNUCKLE BUSTERS**  
Automotive, Inc.

Complete Auto Repair Service  
We Sell New & Used Tires  
Call for a price quote today  
765-488-1470  
**CHECK OUR WEBSITE FOR SPECIALS**  
715 Sim Hodgen Pkwy, Richmond, IN 47374  
Website: [www.knucklebustersauto.com](http://www.knucklebustersauto.com)

**LAUREL HOTEL RESTAURANT**

200 E. PEARL ST. LOCATED 1 BLOCK OFF SR 121 IN THE QUANT HISTORICAL TOWN OF LAUREL, IN

- PAN FRIED CHICKEN
- CHAR-BROILED STEAKS
- SEAFOOD & Much More

• Seafood or Country Buffet, Fri. - Sat. 4 - 9 P.M.  
• Full Menu, Sunday 11 A.M. - 8 P.M.

MENUS AVAILABLE, ALSO CHILDRENS MENU  
FAMILY DINING — LARGE BANQUET ROOM  
RESERVATIONS WELCOME 765-698-2912  
Closed MON-WED / THU 11am-8pm / FRI & SAT 11am-10pm / SUN 11am-8pm  
LESS THAN 10 MINUTES FROM METAMORA



One of our display tables included the three donated detectors, two pinpointers, and one of our Minelab banners which was used as a table cover.



Jan Robertson and her husband Pat both found numerous coins and prizes in our hunt. He is visually impaired and she is on a walker. Detecting is suitable for almost everyone.



A photo from our hunt field. One person hunting, one checking a find, and another taking photos of the activities.



Katie Pressley seen picking up another find from the grass. Her and her sister Corie both hunted, then talked their parents into joining us too.

who don't own a detector can also benefit from owning a one. Anyone who has shot a waterfowl, upland bird, rabbit or squirrel, cleaned and cooked it, and put it on the table has probably bitten into a piece of shot from the pellets which hit the animal. Run a pinpointer over one of these critters and it will sound off if any of these tooth breakers are still in your meal.

Western and Eastern Treasures, Lost Treasure, and American Digger magazines all donated subscriptions to their publications to offer as prizes for our event. Our local detector club, East Central Indiana Treasure Hunters and some of its individual members gave us cash and prizes to help with our hunt. The Federation of Metal Detector and Archeological Clubs and FMDAC President Mark Schussler, contributed also. Friends offered Civil War relics, coin sets, and vials of gold flakes. Numerous hats, shirts, and detector related items were received from White's, Garrett's, and Minelab, plus we acquired untold other items from elsewhere to help promote our hobby.

Those enjoying our treasure hunt included several youngsters, folks in their seventh and eighth decade, one legally blind gentleman, a lady on a walker, and several members of the hunt club who wandered by and wanted to try out our machines. As we had six detectors searching the ground for about four hours, we think about 150 folks participated in our free hunt. All went home with some old coins and/or nice prizes.

At dinner that night, we had many folks come to us and thanked us for putting on the treasure hunt.

Several expressed an interest in buying their own detector and asked for advice. We have received several emails in the few days we have been home from Kentucky telling us what they had won, asking questions about detecting, even wanting to know if we gave lessons. I actually sent one of our underwater machines home with a guy who had dropped his wedding ring in the lake. I gave him a quick explanation of how it worked and added a sand scoop to help with his search. He said it was in a small private lake in only three feet of water. He told me the owner would be drawing the water level down this winter, and if he didn't find it now, he would go back out when the area he lost his ring would be out of the water.

This is the fourth treasure hunt we have put on for outdoor writer's groups. The first was for the Outdoor Writers of America in Wisconsin, then one for the Association of Great Lakes Outdoor Writers in Iowa, followed two years ago by a hunt for SEOPA in Alabama. From the response we have received at these events, I think we have made more than a few converts to our hobby. One lady said her husband had a detector at home in the closet and she was going to make him take it out, put new batteries in it and she was going to use it.

We want to give a big thank you to the manufacturers, magazines, clubs, and individuals without whose help these events would not be possible. Be sure to check out these manufacturers before purchasing a new detector. Or contact me with questions.

The author may be reached at [eyewrite4u@aol.com](mailto:eyewrite4u@aol.com).

## Martino's Italian Villa

CONTINUED FROM PAGE 9

Cheese; Bacon, Lettuce & Tomato; Pork Fritter; Perch Fillet; Plain Burger; Cheeseburger; Ham. **Zuppe Soup** - Soup Du Jour. **Bistecca Al Forno** Steak from the broiler - Filet Mignon; Surf & Turf; New York Strip Steak; Chopped Sirloin. **Pesce** Seafood - Red Snapper; Jumbo Fantail Shrimp; Ocean Perch Fillets; Cod Fillets. **Cucina Classica** Classic Cuisine - Marino's Special; Rolla Vacca; Chicken Parmigiana; Veal Parmigiana; Chicken Cacciatore; Rigatoni Macaroni; Mostaccioli; Cheese Ravioli; Manicotti; Baked Lasagna; Spaghetti. **Panino Imbottito** Sandwiches - Italian Submarine; Italian Stromboli; Ham & Cheese; Italian Roast Beef; Italian Meat Ball; Italian Sausage. **Pizza** - Deluxe Pick Two; Pepperoni; Sausage; Mushroom; Green Pepper; Onion; Cheese. **A La Carta** - Ravioli; Garlic Toast; Meatballs; Crisp Italian Tossed Salad; Baked Potato; French Fried Breaded Mushrooms; French Fried Onion Rings; French Fried Potatoes. **Bevande** Beverages - Soft Drinks; Iced Tea; Hot Tea; Hot Coffee; Milk; Orange or Grapefruit Juice; Tomato Juice. **Dolci** Desserts - Cheese Cake; Spumoni; Vanilla Ice Cream. **Lounge**.

**WE BUY GOLD**

**Paying Top \$ For Scrap Gold & Silver**

Do you have any broken jewelry or old jewelry you just don't wear anymore?  
We'll Turn It Into Cash Today!

**Jensen's Pawn Shop**  
702 S. State, Greenfield, IN  
7 Blocks South of the Courthouse  
**462-4721**

Buying & Selling  
Gold & Diamonds, Tools  
Electronics & More

Immediate Cash  
Loans on Secured  
Merchandise

**A - T & I SERVICE**

For all your Agriculture, Lawn & Garden  
Automotive, Aluminum & Steel Trailer and  
Service or Parts needs

1414 Wise Road, Cambridge City, IN 47327  
PH: 765-478-5917 Website: [www.atiservice.com](http://www.atiservice.com) E-mail: [sales@atiservice.com](mailto:sales@atiservice.com)

- Country Clipper
- Honda
- Team Stihl
- Featherlite Trailers
- Diamond C Trailers
- Custom Made Hydraulic Lines



Replica of Clermont built in 1909, similar to the steamboat that carried the Miami Indians from Indiana to Kansas, originally built by Robert Fulton in 1807. (Shirley Willard Photo)

Sarah Siders, Miami Indian Nation of Indiana secretary is a member of the Mongosa clan. (Photo of Sarah Siders, daughter of Lora Siders)

## News of Native American Indians in Indiana



by Shirley Willard

Fulton County Historian, Rochester, Indiana

*(Editor's Note: At the request of Shirley Willard the entire three parts she has written concerning the removal of the Miami Indians from Indiana will appear in this issue.)*

### Miami Indians removal from Indiana was cruel Part I

The removal of the Miami Indians from Indiana was very cruel.

I didn't know much about the forced removal of the Miami Indians from Indiana until recently. Brian Buchanan, tribal chief of the Miami Indians of Indiana, spoke at Indiana Indian Day here in April and told a few details about the removal in 1846 from Peru, Indiana, to Kansas.

No one seemed to have much information so I bought a book "The Lost Years: Miami Indians in Kansas," from the Miami County Historical Society, Paola, Kansas. The first chapter was about the removal from Indiana. In 1833 the government began trying to get the Miami to leave their 800,000 acres in Indiana.

The book stated that a few Miami chiefs gained permission to stay in Indiana: Chief Richardville with 48 members, Chief Francis Godfrey (Godfroy) with 28 people, Chief Metochina (Thomas Miller) with 45 people, and Frances Slocum (Maconaquah) with 27 members. The total exemptions was 161 Miami tribal members who stayed in Indiana.

Sarah Siders, Miami Indian Nation of Indiana, granddaughter of Lora Siders, tribal historian, stated there were two other families allowed to stay: Mongosa and Pimyotahman. She said Mitochna is the same as Meshingomesia. She also stated that the numbers given in the book are not accurate but no true numbers are found.

Chief Richardville was said to be the richest man in Indiana. The others were considered wealthy also. Sad to report but the ones forced to leave Indiana were those with little influence, without wealth, and with less mixed blood, meaning it was those who were the closest to full-blood Miami Indians were forced to leave. Those who stayed in Indiana clustered along the Wabash and Mississinewa rivers and became the Eastern Miami Nation, and those who went to Kansas became the Western Miami Nation.

In the summer of 1846 the government sent military and federal representatives to round up the Miami.

Thomas Dowling of Terre Haute was contracted to move the Miami for \$60,000. He sold the contract to Robert Peebles of Pittsburgh, who sold the contract to Samuel Edsall and Alexis Coquillard of South Bend. Joseph Sinclair of Fort Wayne was appointed conductor and Dr. Graham Fiotch of Logansport was attending physician. Coquillard became the principal contractor who actually rounded up the Miami at a camp near Peru, preparing to travel to Western Territory (now Kansas).

When the Miami did not show up by August 1, 1846, a detachment of federal troops from Cincinnati was sent to Peru on Sept. 22 to enforce the emigration. Captain W. R. Jouett came from Peru with 64 privates to insure the capture and removal.

By Oct. 5 officers, creditors and soldiers cap-

tured more than 300 Miami to be taken to Kansas. Those who resisted were severely bound and placed on canal boats. Those who escaped were pursued by a posse in the same manner as common criminals.

Mrs. Mary Baptist Peoria said about the departure from Indiana: "Strong men actually cried when they thought about their old homes in Indiana, to which many of them made journeys bare-footed, begging their way and submitting to the imprecations hurled upon them from the door of the white men as they asked for a crust of bread. I saw fathers and mothers give their little children away to others of the tribe for adoption, and then singing their funeral songs and joining in the solemn dance of death. Afterward go calmly away from the assemblage, never to be seen alive again."

One influential tactic used to get the Miami Indians to move was to have their priest, Julien Benoit, go with them. Benoit objected but was told "he either go with them or the Miami would be pursued as wild beasts and killed if left no choice to capture them. These Indians were farmers, builders and hard workers, not animals."

### Miami Indians were loaded on boats to go to Kansas Part II

The Miami people were treated with heartless indifference on their journey. Canal boats were packed to overflowing making sanitary conditions unbearable. The trip from Indiana to Kansas left Peru on three canal boats, meaning 100 Miami on each boat on Oct. 6, 1846, loaded with baggage, Indians and white officials, leaving little space to move around. There were 44 families with a total of 317 on board canal boats, which were huge flat-bottomed boats.

The next day at Fort Wayne two more canal boats carrying Miami tribal members were added. Fort Wayne agent Joseph Sinclair reported to Washington, D. C. that "we have succeeded in get-



BUY SELL TRADE  
Pistols / Handguns / Rifles / Shotguns  
2213 S. Scatterfield Ste. #6, Anderson, IN 46016  
Phone: 765-646-9000 / Fax: 765-646-9010  
Hrs. MF 10am-6pm / Sat. 10am-5pm / Closed Sun.  
FACE BOOK: 9-GUNS  
WEBSITE: [www.9-guns.com](http://www.9-guns.com)  
E-MAIL: [contact@9-guns.com](mailto:contact@9-guns.com)

### Marion's Greenhouse

4 miles North of 256 on Hwy 3, Deputy, Indiana  
812-866-2856/701-2240  
Mon-Sat 9 am - 4 pm Sun 12-4 pm  
FRESH WREATHES / GREENERY  
POINSETTIAS - GIFTS  
CHRISTMAS CEMETERY SADDLES  
SOILS - MULCHES - FERTILIZER  
ALL OF YOUR GARDENING NEEDS!

### METAMORA DINER

U.S. 52 • Metamora, Indiana  
Daily Home Made Specials  
Broaster Chicken  
Hand Breaded Tenderloin  
Juicy Hand Cut Steaks  
And Much More  
Locally Farm Raised Meat  
For the Best Flavor & Quality  
Open 7 Days: Monday-Saturday 7-7 / Sunday 7-3  
Call: 765-647-5499



ting the Miami emigration under way peacefully and quietly... The presence of military force has contributed to bring this happy result.”

All the boats arrived at Dayton, Ohio, on the morning of Oct. 10 and reached Middletown that evening. The next day the boats passed through Hamilton. Oct. 12 the canal boats came into Cincinnati on the Ohio River. There they boarded the steamboat “Colorado.” This meant all the Miami from five canal boats, plus traders and others trying to help or collect debts from the Miami.

The “Colorado” left Louisville, Indiana, on Oct. 14 and arrived at St. Louis, Missouri, on Oct. 20. Three days later they departed St. Louis aboard the steamer “Clermont No. 2.” It took nine days for them to reach Westport, which is present-day Kansas City, Missouri, on the Missouri River.

Conditions on the steamboats were not good. “Three to five hundred human beings have been densely stowed or packed. The filth and stench are almost insupportable. The food used is of the most unwholesome kind and the atmosphere which is breathed is impure in the extreme. Under such circumstances, nothing but disease and death can rightfully be expected.”

There was no privacy on this voyage. The elimination of body waste had to be terrible. It is therefore amazing that during the trip from Peru to Westport, the book told that only seven Indians died and two births were reported. Siders stated that over 70 died on the removal, possibly 77 died. The old records are hard to read and the numbers seem to be erased and rewritten.

The Clemont No. 2 arrived on Nov. 1 at Westport, and the next day the Miami Indians began their march to their final destination to the reservation in Kansas. They traveled on foot, horseback and wagons. Their 99 horses had been driven over land and 90 horses arrived five days after the tribe arrived, so only 9 had been lost. It was 50 miles to their reservation at Sugar Creek and they arrived Nov. 5. They checked in with the Osage River sub-agency of the Indian Affairs Office. Once in Kansas, the Miami credited Alexis Coquillard for their welfare during their removal from Indiana.

It is interesting to note that the Potawatomi had been living at Sugar Creek since the Trail of Death removal in 1838. The Miami reservation was located a few miles north of the Potawatomi.

That winter was a bad one in Kansas, the snow being heavy and unusually wet. “The Miami were without adequate shelter and food when they arrived in Kansas; consequently the Kansas winds and blizzards took a toll on them. Homesickness was another factor that caused great affliction. Many of those who came to Kansas started back east, begging as they traveled. They would beg white people to take control of their children and then head off into the storm never to be seen again.”

“The Lost Years: Miami Indians in Kansas,” chapter two is about life at Sugar Creek and Miami Village. On Sept. 10, 1847, 61 more Miami from Indiana were delivered to Sugar Creek Reservation who had evaded the initial order for removal. There were then eleven hundred Miami on this reservation. But according to some estimates, 500 of these returned to Indiana in 1848. They had been exposed to Small Pox at St. Louis and 300 died during the following winter.

## Miami Indians were taken to hostile territory Part III

When the Miami Indians from Indiana entered Kansas in 1846, they had in reality entered hostile territory. Many soldiers were returning from the War in Mexico. Mormons were migrating westward. California and Oregon boosters were passing through, encouraging tribal members to go with them. Alcohol-related instances of violence and death were reported.

“The Lost Years: Miami Indians in Kansas,” states: “Is it any wonder that alcoholism is a big problem on the reservations? The men were treated as animals, their dignity and self respect taken away. How could they support their families when they were so degraded?”

In 1848 the temperature was 18 degrees below zero and many cattle froze to death.

The number of Miami deaths was not recorded and the cemeteries have disappeared, having later become pasture land belonging to the white settlers.

Before the removal, Francis La fountain sent his son Louis and several village chiefs in 1845 to look over the proposed new Miami reservation on the Marais des Cygnes River in eastern Kansas. Some reported this land was similar to that in Indiana and some said it had poor soil and was unfriendly, being already occupied by other tribes. For instance, the Potawatomi had moved there in 1838 along Sugar Creek.

It was not until 1850 that some improvements were made. Farm implements were issued by the government. A school and a Baptist mission were established. Thirty Miami signed a pledge to abstain from the use of intoxicating liquors.

In 1860 Thomas Richardville, after divorce from his white wife, came from Indiana to visit his half tribe in Kansas. Friends convinced him to bring his children and stay. He kept the minutes for the Baptist Church at Miami Village and became a preacher.

In 1873 the western Miami Nation was moved to Oklahoma. One report of this removal was that they were shipped from Kansas to Oklahoma just like cattle in cattle cars. “It was terrible. Then they sold the Indian land in Kansas. Some bought land for ten cents an acre, some got it for a package of tobacco or a quart of whiskey.” Oklahoma today has more Miami than any other tribe.

Some members of the Miami Nation of Indiana did not go west, but the government took away their federal recognition as Indians in 1897. Today they are still trying to get the federal government to recognize them as an Indian tribe. The state of Indiana has recognized them but not the federal government.

Each year since 1997 the Miami Indian Nation of Indiana has held a memorial march of six blocks from their tribal headquarters to the Wabash River on the third Saturday or Sunday of October. Their tribal headquarters is the old Peru high school located at 80 West 6th Street. The walk this year was held on October 22 and began at 11 a.m.

The Miami bought the old high school in 1988 after Peru built a new high school. Peru High School continued to practice basketball and have games in the old gym until 1990 when they built their new gymnasium. The Miami converted the

gym into a Bingo hall. The class rooms are used for offices, a museum, language classes, gift shop, AA meetings, Girl Scouts, food pantry, Miami tribal council meetings, child care services, and various community events.

The building needs a new roof and other repairs so the Miami Indian Nation of Indiana is conducting a fund drive. **Donations can be mailed to them at Miami Indian Nation of Indiana, 80 W Sixth Street, Peru IN 46970. They also have a GoFundMe on the Internet.**

## Roaming The Outdoors

CONTINUED FROM PAGE 2

you read about his Western and General Store in The Gad-a-bout.

Jack is located at 403 West Main Street in Fountain City, Indiana. Fountain City is located between Richmond and Lynn, Indiana on U.S. 27. As the crow flies that's about six miles north of Richmond and seven miles south of Lynn, Indiana.

Directions: Once you get to Fountain City via US 27 turn west at the flashing light (going north turn left, going south turn right) at third 4-way stop turn left, Texas Jack's is on the southwest corner with parking along the side and back. Limited parking in front. (See photo of store on page 2)

Follow Texas Jack on [facebook.com/texasjacks](https://www.facebook.com/texasjacks) [lockstock&barrel](https://www.facebook.com/lockstock&barrel). To contact Texas Jack call 765-847-5225 or e-mail: [texasjacks403@gmail.com](mailto:texasjacks403@gmail.com) or visit in person go to his location at 403 West Main St. in Fountain City, IN 47341 (P.O. Box 314).



### DOC & WYATT'S TRADING GALLERY

Terry Sandifar and his partner, Russell Asher have opened Doc & Wyatts Trading Gallery at 925 Chester Blvd in Richmond, Indiana. They will be buying, selling and bartering all kinds of things in their shop; they can also special order about anything you are looking to purchase or trade.

They are paying top dollar for Gold and Silver. They can do gun cleaning and they also sharpen tools and knives.

Terry says they have one of the best knife collection in all of Indiana. They have 300 Case knives, about every kind you might want.

CONTINUED ON PAGE 27

**Always Custom Processing!**  
 Over 40 Years of Experience  
 NOW IN 2 LOCATIONS  
 TO SERVE YOU BETTER  
 DEER PROCESSING  
 Processing • (812) 866-4710  
 4251 S. 850 West  
 Pantry • (812) 866-MEAT (6328)  
 367 W. LaGrange Rd.  
 Both in Hanover  
[www.patespantry.com](http://www.patespantry.com)  
 VIP CLUB Text PATES to 77948

**THE GUN DEN**  
 Buy - Sell - Trade  
 337 Roosevelt Dr. Shelbyville, IN 46176  
 (317) 398-3852  
 FOR ALL YOUR OUTDOOR & HUNTING NEEDS  
 CHECK OUT OUR WEBSITE AT  
[www.thegundenonline.com](http://www.thegundenonline.com)  
 A Large Selection of Kimbers in Stock  
 ALL LONG GUNS ON SALE  
 We do special orders and layaways

**TREE CITY METAL SALES**  
 Crews Available  
 ♦ Metal Sales ♦ Vinyl Fencing ♦ Garages  
 ♦ Pole Barns ♦ Garage Doors  
 Steve Wagler  
 50 W. 650 N, Greensburg  
 812-663-4863 Cell 812-523-6272



Charles Malone, Jr. Ann and the Pigs Barbecue original recipe since 1971, was set up temporarily here. You can have it catered to you year around by calling 765-914-3977.



Ann and the Pigs (A&P), the people who make this mouth watering barbecue from left to right: Tammy Tellas, Michael Malone, Linda Hand, Michelle & Charles Malone, Jr.



## Ann and the Pigs Barbecue

Article & Photos by Ray Dickerson

I was driving up Salisbury road at the west edge of Richmond when I noticed a black trailer sitting in front of Mike Legear's Best Stop Auto Care on a weekend. Didn't think too much about it, kept on driving. A couple weeks later Sherry and I was passing Mike's again, same trailer sitting on his parking area. There was a extension cord and what looked like a hose running from the black trailer extending behind Mike's building. I told Sherry I wondered if Mike knew about this setup.

On the weekend Mike fishes and hunts a lot, I told Sherry I was going to stop Monday and ask Mike about it.

Monday morning I stopped to talk to Mike. I told him what I had saw and did he know about it. Mike laughed and told me that it was Charles Malone Jr. a good friend of his that cooked the best barbecue this side of heaven. He added that Charles needed a place to set up his barbecue equipment with access to electric and water until he could get something more permanent.

Mike told me Charles worked for the railroad and was out of town a lot most of the week and only had

every other weekend to sell his barbecue. Mike added that Charles was a good customer and he asked him what kind of barbecue was he talking about.

Charles cooked up some of his barbecue and gave it to Mike to taste. Mike, who is a fellow who loves barbecue, tasted the barbecue.

Mike looked at me and said, "Ray that was the best barbecue I had ever eaten." That was when Mike offered Charles to set up in front of his shop.

I began thinking and asked Mike when

Charles would be setting up again. Mike said only two more times. I told Mike I would like to talk to Charles and do an article on him. Maybe I could help him reach his goal. I told Mike I too worked on a railroad at one time.

I asked Mike what railroad did Charles work for. Mike told me CSX, he was a Train Engineer. Mike gave me his phone number.

I called Charles asking which of the next two times he would be set up at Mike's would be best for me to take some photos and write an article about his barbecue business. We set the date for our meeting Saturday October 14, 2017 at Mike's. I told him I had worked for Penn Central railroad there in Richmond 1968-72 and would like to talk about that too. He told me his dad worked for the Pennsylvania railroad starting in the 1950's.

October 14, 2017, unusual for me I was up before dawn in order to meet Charles and his crew before he began cooking the barbecue. I arrived just as they were setting up everything. I introduced myself and we chuckled when I told him about my wondering if Mike knew about him utilizing his parking area on the weekends.

We talked about his being a train engineer with CSX and his father had worked on the Pennsylvania, then Penn Central and finally Conrail retiring in 1998, he was a Production Gang Supervisor he worked in the M & W (Maintenance and Way). I



Charles Malone, Jr. cooking barbecue with his father's original Ann and the Pigs recipe since 1971. Following in Charles Malone, Sr's footsteps from railroading to cooking his mouth watering barbecue, what more could a father want from a son.



Later in the day Sherry and I stopped back by Mike's Best Stop Auto Care and a crowd of cars had gathered around Charles' "Ann and the Pigs Barbecue."

told him I had been a yard clerk at the Richmond Yards just west of Glen Tower from 1968 to 1972. Charles told me he hired on with Conrail in 1996 then Conrail was taken over by CSX and Nor fork and Southern railroad. He now works for CSX.

Then he opened the door on the cooker's fire box, aimed a rather large blow-torch at the wood inside and it began to burn. Then he pulled out the grates

*Riggle-Waltermann*

**MORTUARY, INC.**  
32 SOUTH ELEVENTH STREET  
RICHMOND, INDIANA 47374  
PHONE (765) 966-7684

N.F.D.A.  
I.F.D.A.

[www.riggle-waltermann.com](http://www.riggle-waltermann.com)

Like a good neighbor  
State Farm  
is there®

**CARL SHARP**  
27 W. Union St. Liberty, IN  
458-5574 or  
800-974-5574  
[www.carlsharp.com](http://www.carlsharp.com)

State Farm  
State Farm Insurance Companies  
Home Office  
Bloomington, Illinois

**A-1 LOCK & SAFE SHOP**  
765-966-2597

**Tri-County Awards**  
765-966-0757

**SignGrafX**  
765-962-3636

1001 South "E" Street, Richmond, IN 47374

and began cleaning them off.

I asked him how he got started barbecuing.

Charles replied, "That's a good question."

I said, "You're a hand me down aren't you?"

He replied, "Yes, it came from mom and dad."

He told me his dad was a promoter back in the sixties. Richmond had night clubs back then and his dad had a place called the Barn Fire and another one called the Tropicana. He brought musicians to his night clubs and other venues too.

Charles said, "One time he had Ike and Tina Turner at a dance hall west of Centerville."

I replied, "Near my hometown, I shook my head in disbelief!"

Linda said, "There used to be a place west of Centerville, a big picnic area, where people used to dance."

As if hit by a bolt of lightning, it came to me, there was a pavilion up on a hill my family used to talk about located west of Centerville out towards Mineral Springs road, where dances were held.

Linda added, "Yes it was a dance hall, that is where our dad did his promoting. Ike and Tina Turner performed there."

I said, "No kidding."

The sauce Charles was making this day, was born when his family and friends were sitting around enjoying themselves, someone suggested they make some sauce.

Charles said, "From that get together dad and mom's barbecue sauce became the sauce we used today."

He added, "My earliest memory of dad's Ann and the Pigs Barbecue was when it was down on South 9th street and that would have been the early 1970's."

I asked, "Where was he located at on south 9th, exactly."

He replied, "Across the street from Midtown Pharmacy. They were there until the mid 70's. Then dad moved his barbecue business around the corner to 12th and Main Street near Mingles. I was around twelve years old when dad shut the business down. It was in the early 80's."

The business was good, but after working all week on the railroad and working all weekend selling barbecue dad was getting tired of working all the time. Barbecuing is not like many businesses, your customer wants to taste that same taste all the time and you have to be very disciplined when your doing barbecue all the way down to how you put your ribs on and everything. I think it was that determination to making the barbecue, just right, that eventually he became frustrated because you can't just let anybody do it and do it right. So he closed his Ann and the Pigs Barbecue business.

Then in 1998 when his dad did retire from the railroad, that is when his son started talking to him about the two of them doing barbecue again, since he retired and would have more time.

His dad said, "No, no, no, no way."

However he started teaching his son how to cook the barbecue, paying attention to detail. The more his dad taught him about cooking the right taste, he became more eager to learn. It became a passion that burns in him now, so to speak.

Charles Jr really began thinking about taking up where his dad and mom left off with Ann and the Pigs in 2012.

This year, 2017 is when he began actually setting up and selling to the public, mostly at festivals, fairs and other venues like that. It took until this year to get his cooker built figuring out all the details including

fire box, stove pipe, grill, temperatures, etc - so the barbecue was just right. Remember, like his father, he works on the railroad during the week and only has the weekends to cook his mouth watering barbecue.

Ann and the Pigs Barbecue feature Ribs, Rib Tips, Chicken, Pulled Pork, Dinner selections, Sandwiches and selected sides. Watch for them at festivals, fairs and other venues. To have them cater to you call **765-914-3977**. Follow them on **Facebook @ Ann and the Pigs BBQ** or Twitter. ■

## Roaming The Outdoors

CONTINUED FROM PAGE 25

Here is a brief list of some of the items they have on hand now: Guns (rifles, new and used revolvers, long guns and black powder guns); Holsters; Knives (Case, Buck and special knife sets); Archery (Crossbows and Compound bows); Fishing Tackle (Poles, Reels, some special reels and lures); Ammunition; One of a kind Lionel train set in 3 boxes (Only 1000 made back in the 1900's) very collectible.

We can also do layaway for Christmas and any other time.

Stop in and meet Terry and Russell in person, they can show you all that they have to offer.

Note: They are located about a stone's throw south of North J Street. With the construction on Chester Blvd, I found the best way to get to their shop was off North 9th Street (Chester Blvd), since two lanes of traffic are open now. Their Gallery is between Kelly's Kawasaki and Richmond Auto Depot on east side.

To contact them call **765-238-2892** or **765-977-9159**. Terry's e-mail address is [t\\_sandifar@yahoo.com](mailto:t_sandifar@yahoo.com). Address: 925 North Chester Blvd, Richmond, IN 47374

See advertisement on page 19 in this issue. ■

## On The Cutting Edge

### ***I BELIEVE IT IS TIME FOR THE IDNR TO TAKE ANOTHER LOOK AT GOING BACK TO HAVING CHECK STATIONS IN INDIANA ESPECIALLY FOR DEER!***

In my opinion, the Indiana Department of Natural Resources (IDNR) who used to rely on outdoor shops all over Indiana to check in Deer and other game, but now have no official check stations. Should have deer check in stations statewide again.

Most businesses who catered to hunters, fishermen, trappers, etc. really liked having check in stations. For one thing it helped the outdoor businesses keep busy especially during winter and it also gave the IDNR a better handle on keeping track of deer being taken in Indiana and a source for checking deer when some terrible disease comes along and they want to keep track of, like Bovine Tuberculosis, CWD and the possibility of others. Last year for example when he Bovine Tuberculosis disease was found in a deer in Franklin County there was no way for all the deer being taken to be checked for it. The DNR set up one check in station and wanted hunters to go to that station and have their deer checked for the disease. I've not heard of them doing it yet this year, but I've received releases concerning the dis-

ease on line and special meetings for that purpose. The question is, which is more important, the deer's health or not having deer check stations state wide.

Of course in this day and age, most people want everything quicker, not because it's better, but because it more convenient!

I would like to see the old way return mostly because it makes more sense. Especially for the health of our game, especially deer. Using computers for business is one thing, but using computers for checking game leaves too much leeway for poaching to increase. I was involved with TIP (Turn in a Poacher) back when it originated in Indiana. There are those who don't respect any law regardless of the purpose.

Of course, if this would happen and it's doubtful it will, it would be great if the business owners who sell the licenses, check in the deer or other game would receive more then 75 cents for their efforts. I think \$3.00 per license would be more then fair. When a hunter checks in his deer on line now it costs him \$3.00. Back when the hunter checked his deer in at a check station, the business got nothing.

There are a few in what I call my Gad-a-bout Territory who still take a photo of the game hunters have taken, as a courtesy to the hunter they send it to me to be put in my Gad's Corner. Those businesses are Texas Jacks in Fountain City, Frame's Outdoor, Dave's Triangle, Jay's Midlake in Liberty; Bozarth Country Store on Salamonies Reservoir; Guns and Tackle in Greensburg and Red Barn Bait Shop in Salem, IN. (See Advertiser's list on page one, bottom of front cover, all of the above locations advertise in The Gad-a-bout and you can find their location by looking at their advertisement.)

If you would like to comment on my opinion here, contact me by e-mail [raythegadabout@gmail.com](mailto:raythegadabout@gmail.com); by telephone **765-960-5767** or [facebook.com/thegadabout](https://www.facebook.com/thegadabout). ■

## Drivers Be Aware Of Deer

CONTINUED FROM PAGE 21

- Exercise extreme caution along woodlot edges, at hills or on blind turns.

- Brake when you see a deer in your path, but stay in your lane; most serious crashes occur when drivers try to miss a deer but hit something else.

- Do not rely on deer whistles or other devices. They have not been proven to reduce deer-vehicle collisions.

According to Caudell, drivers should make a point to pay attention to traffic signs that warn of deer crossings. Deer-crossing signs are useful for notifying motorists of areas where additional caution should be exercised, but drivers tend to get accustomed to such signage, which can reduce their effectiveness over time.

If you end up hitting a deer, remain calm and be careful.

"Although gentle in nature, deer that are injured or stressed can be extremely dangerous," Caudell said. "They have sharp hooves and a powerful kick. Do not approach the animal unless you are positive it has died."

Caudell said that deer can be found anywhere in Indiana, including in urban settings, so drivers should be on the lookout no matter where they are.

To view all DNR news releases, please see [dnr.IN.gov](http://dnr.IN.gov). ■

### FOR SALE



1931 Ford Model A Custom, Newer vinyl top, runs great. Mustang engine & front end. Chopped 4 in. many extra parts, Back seat with included fabric. **\$18,000.00 or OBO.** To see call for appointment Cell: **765-967-0833** or **765-847-7079**



**Troyer's Country Store & Bakery**  
DS Stoves In Stock Now  
28 Deli Meats  
45 Cheeses  
Weekly Deli Specials  
Daily Sandwich Specials  
Roll Butter

Deli Hours: **8 am-4:30 pm Mon-Fri / 8 am-3:30 pm Sat / Closed Sun**  
8 mi. North of Greensburg or 10 mi. South of Rushville on SR3  
Call: **765-629-2604**

providing quality used auto parts for 27 years

## Underwood Auto Parts


local 812-752-2226  
fax 812-752-6308  
TOLL FREE 1-800-628-7858

Hours: Mon-Fri 8am-5pm

One of Midwest's cleanest salvage yards!  
**\*\*\*ASK ABOUT OUR PROMPT DELIVERY SERVICE\*\*\***  
[www.underwoodautoparts.com](http://www.underwoodautoparts.com)  
Find our store on eBay: [underwoodautoparts](http://underwoodautoparts)  
**SAVE 20% WITH THIS AD / limit 1 per order**


CALL or FAX order

OVER 10 ACRES OF CARS & TRUCKS



# Centerville My Home Town

News & Stories Then & Now  
Occasionally Current Events  
by Ray Dickerson The Gad-a-bout  
Outdoor Writer 1972 to Present



*THOSE  
WERE THE DAYS*  
by Robert E. Dickerson  
1955 Graduate of Centerville High School

Top Left: Robert E. Dickerson's graduation photo. Top Right: At 65 Robert debuted in the first issue of the Centerville Truth. It was my attempt to publish a weekly newspaper for Centerville. I was re-reading that March 1, 2001 issue and decided to reprint it here. I never noticed it, but Robert answered an age old discussion we had years ago about when we moved to Centerville.



Centerville Grade School as it appeared when I was attending it in the 1940's. Note the cars sitting along the railing, do any of them look familiar? (Grade School Photo courtesy of 1959 Centerville Mortonian.)

## THOSE WERE THE DAYS

by Robert E. Dickerson 1936 - 2009

Although I no longer live in Centerville, I still consider it my hometown. I left Centerville in July '55, spent 20 years in the Air Force, and returned in '75. During my time away, I met and married my wife, Mary O'Leary, in Edinburgh, Scotland in '58. We have five children who were born in various parts of the world. Raymond was born in Edinburgh; Patricia at Lockbourne AFB, Columbus, Ohio; Teresa and Lynda in the Panama Canal Zone, and Tina at George AFB, Victorville, California.

Raymond, my brother the Gad-a-bout, and I have often debated what year we moved to Centerville; you know how memories get as we age. He thought it was '46, but I think it was '44 because I entered the 2nd grade and that works out to when I graduated. However, our cousin Barbara Culbertson, who was Dickerson then, says it was '45, so maybe we moved during the school year. I should have gone into the 3rd grade, but my mother was told that Centerville's school was ahead of Richmond's school. I've never regretted mom's decision to abide by the school's wishes, making me a part of the Class of '55, which turned us loose in the middle of what is now called "Happy Days."

I still have fond memories of the old grade school building, where we waited at the end of the day to be ushered out with a hymn from the piano on the second floor landing. Memories of making it into the 7th grade and being allowed to roam the halls in what was the only high school building. Then suddenly I found myself on the stage in the auditorium with friends, some I had known since my first day in the 2nd grade. I was eagerly looking forward to, yet in a way I was dreading, our final curtain call as a group: graduation day.

During WWII, Raymond, our mother (Rosemary Dickerson) and I never had a home of our own. Our father, Raymond Eugene Dickerson, was in the Navy for the duration, so we lived with various relatives until the war ended. When we moved to Centerville, we moved in with our Aunt Elizabeth Dickerson and cousins Barbara, Darrell, Bill, and Gordon. Aunt Liz worked in the Egg Plant, which was in Centerville then, and Uncle George was somewhere with the Navy. Raymond and I have often wondered how all of us lived in the house at 105 E. School St. Although the war-years were said to be "hard times," and we



This was the Centerville High School from which I graduated in 1955. Today, they tell me it is part of the elementary school system. (Photo by Ray Dickerson)

didn't have fancy material things, some of my best childhood memories are of the days we lived in that house as one family.

Having attended Centerville School from '44, or '45, until '55, I feel that I was fortunate to have been raised there during that time. It seems to me that we had a freedom then that hasn't existed for many years. We had the liberty to stay young far longer than kids in today's world, and the time to enjoy our youth when the world around us wasn't in such a hurry.

At times it seems like only yesterday when I graduated, and the bus, returning us from our senior trip, dropped us off in front of Dunbar's Grocery. To me that was the end of my youth. When I departed the bus, I stepped onto the road of adulthood. It's been a road that has taken me to many places around the world: some good, some not so good. However, I cannot think of anywhere better to have spent my school days than in Centerville, Indiana. Cheers!

The End

**(Editor's Note:** The second paragraph Bob wrote here is about the discussion my we had about when we actually moved to Centerville to live for a very long time. He was right and I was right, it depended on the term "lived in our home in Centerville". After I ended the Centerville Truth and gave it to Janis Buhl who put it in the Western Wayne Newspaper. For a time most of the original writers appearing in The Centerville Truth also appeared in the Western Wayne Centerville News section. Bob and I alternated columns for a while. I would write my column one week and then the next week Bob would write his. So our discussion continued for quite some time not only about where we lived but also where different locations was of businesses, theaters, a few celebrities who lived in Wayne County, etc.

Unfortunately Bob passed away on January 11, 2009 so we never got to discuss the year we moved to Centerville to our home in 1946. Since the following information was obtained after 2009.

Since our discussion concerning where and when we lived in Centerville I obtained letters from my

sister Kathy that Mom and Dad sent to one another during World War II and from utilizing the return addresses I was able to determine where Mom, Bob and I lived while dad and Uncle George was in the Navy.

When dad joined the Navy in 1942 and was sent to Virginia for Seabee training. Mom, Bob and I moved in with Aunt Wilma and Uncle Bo in their home in Richmond at 913 S. 7th St. Dad was then sent to Alaska and we continued to live with Aunt Wilma and Uncle Bo.

On June 29, 1944 we moved in with Aunt Kate on Morton Ave, between the Friends Church and Goldie Smoker who lived on the corner of South Morton and West School Street in Centerville. Then on September 4, 1944 we moved in with Aunt Elizabeth at 109 East School Street between Mr & Mrs. Mann and Mr. & Mrs. O. Allen.(today that same house the address is 105 East School Street).

It is my assumption since we lived with relatives in their homes we weren't officially in our home. When dad returned home from Okinawa we moved into our home at 105 East South Street in 1946 and it remains our home today where I am typing this article right now.

So Bob was right that we lived in Centerville 1944 through 1945 with relatives. I was right that we moved into our home in 1946. Maybe we will get to discuss it further if I get to go upstairs too someday!



The above photo is the same high school Bob and I graduated from, but when I took this photo November 2, 2017 the group of girls in front of it were practicing their cheer leading abilities. A teacher came over to me asking why I was taking the photos. I told her I graduated from the high school in 1959 and I wanted a photo of our High School building as it would appear in my December Gad-a-bout. I told her I would see that she got some copies. (Photo by Ray Dickerson)



THESE FOUR PHOTOS ARE TRAIL CAM PHOTOS A READER SENT THEM TO ME TO USE ON THE CONDITION I COULDN'T USE HIS NAME OR LOCATION.

Panoramic III & IV  
 & Rose Ann Apartments  
 Affordable Housing  
 765-855-5240  
 1 & 2 Bedroom Apts  
 Apartments Currently Available  
 Now Accepting Applications  
 Criminal Background & Landlord References Checked  
 Applications can be picked up at the office:  
 600 N. Morton Ave., Centerville, IN 47330  
 Office Hours: Mon., Tue., Wed., & Fri. 9:00 - 5:00  
 This institution is an Equal Opportunity  
 Employer and Provider  
 TDD: 1-800-731-3333




**RIHM INC.**  
 CAMBRIDGE CITY  
 INDIANA 47327  
**FOODS**

**CUSTOM HOG & BEEF PROCESSING**  
 "Venison Sausage and Hams"  
 Custom Curing  
 Hickory Smoked Hams & Bacons  
 CATERING  
 (765) 478-3426 1-800-846-6328  
[www.rihmfoods.com](http://www.rihmfoods.com)

rW GunsMiTH sHoP  
 AGI CERTIFIED



ricci Willis  
 Owner

6491 S. GREENSBORO PIKE  
 KNIGHTSTOWN, IN 46148  
 765-345-7935  
 HOURS: MON. 1:00 - 7:00 PM  
 TUES.- WED.- THURS. 10:00 AM - 6:00 PM  
 1st Place N of Kennard Rd on W Side, Look for sign on Pole Barn

# Gad's Corner

Photos sent to The Gad-a-bout for GAD'S CORNER must contain identifying information, date, weight, points, other, experience, etc. Send a phone number in case I need to contact you. Send regular size, i.e. square and horizontal rectangular photos. Large vertical photos can only be used when I have enough space to use them. [Please identify person with game!!!](#)  
Send Photos to: The Gad-a-bout, 105 E. South St., Centerville, IN 47330 or E-mail .jpg photos to: [raythegadabout@gmail.com](mailto:raythegadabout@gmail.com) Questions Call Cell Phone: **765-960-5767**



Justin Bierly took this 10 point buck on 11-12-2016. (Red Barn Bait & Guns Photo, Salem, IN)



Trevor Trainer took this 19 point buck on 11-12-2016. (Red Barn Bait & Guns Photo, Salem, IN)



Michael Thomas took this 8 point, 180 lb. Buck on 11-13-16. (Red Barn Bait & Guns Photo, Salem, IN)



Mike Spurgeon took this 8 point, 175 lb. Buck on 11-18-16. (Red Barn Bait & Guns Photo, Salem, IN)



This 40" Flathead Cat was caught in the Ohio River near Aurora, IN by Bill Arvin from Connorsville, IN on November 2, 2017. Bill released it back into the Ohio River after the photo was taken. I met Bill in the Pioneer Restaurant in Brookville a few weeks ago. He recognized me and told me about his friendship with my brother, Bob Dickerson. He became good friends with Bob when Bob lived in Stone Gate Apartments in Cambride City, IN. Bob and his wife Mary helped me with The Gad-a-bout back then. Bob had told Bill that if he ever caught a big fish I would put his photo on the cover, Bob would see to that! Unfortunately both Bob and Mary have passed away, but I know they will be smiling from up above when they see Bill's photo on the cover of The Gad-a-bout. (Photo submitted by Bill Arvin)



Eight year old Bowi Frame took her first deer 11-06-17, a 120 lb. doe with a cross bow in Wayne County. (Photo submitted by Tyler Frame)



**Riverside Sporting Goods**



**1811 N. Washington St.  
Marion, IN 46952 • 765-662-1590**  
*Family Owned & Operated  
Manager: Chad Phillips*

**Fishing • Live Bait • Tackle • Propane  
Ice • Hunting • Guns • Ammo • Archery  
Personal Protection • Canoe Rental  
U-Haul Rental - 765-664-7939**



**WEEKDAYS 9-6 SATURDAY 9-12**  
**(812) 752-5466  
800-521-5344**  
[www.candtcycles.net](http://www.candtcycles.net)



**15% OFF ALL ATV ACCESSORIES IN STOCK  
10% OFF SPECIAL ORDERS**  
We Service All Major Brands of ATV's  
From Oil Changes to Complete Rebuilds  
Hwy 31 S. in Scottsburg, IN. Just Off I-65  
30 Mile. N. of Louisville — 85 Miles S. of INDY.

Please Support The  
Gad-a-bout Advertisers

THIS SPOT  
RESERVED FOR  
YOUR GAME  
NEXT MONTH

Plan your Indiana adventures at

**www.INDIANAOUTFITTERS.com**

INDIANA'S ONLINE OUTDOOR RECREATION GUIDE

Link up to us at [www.INDIANAOUTFITTERS.com](http://www.INDIANAOUTFITTERS.com)

Find all the info you need  
with this **FREE**  
Indiana Trip Planning Website!



Where do you want to go  
this weekend?

visit **www.INDIANAOUTFITTERS.com**



**FREE! Indiana Cabin Rentals Guide**  
**www.IndianaCabinRentals.com**



Now finding cabin rentals is easy.

Use a clickable map of the state to find a rental cabin!



Looking for lodging with a hot tub?

Want a place by the water?

Find traditional log cabins, historic cabins, floating cabins, camping cabins, and unique rental homes throughout Indiana.



Why settle for a stuffy hotel room when there are options like this?

Rent your own private cabin!



Want a secluded cabin with peace & quiet?

Want a cabin near the heart of the action?



Need a pet-friendly cabin?

Want a basic camping cabin without all the frills?

**www.IndianaCabinRentals.com**

Find specials, pictures & links to cabin rentals around Indiana



Happy Holidays from Fields Outdoor Adventures

126 South Perkins St.  
Rushville, Indiana 46173  
765.932.3964  
[www.fieldsoutdooradventures.com](http://www.fieldsoutdooradventures.com)

Store Hours: Tues-Fri — 10 am to 6 pm.  
Sat — 10 am to 5 pm. Sun — 1pm to 5pm

All items in stock at time of ad. Pricing valid while supplies last. Sorry, no rain checks or special orders. Not responsible for typo errors. Case quantities available on some ammunition.

Sale Prices start Sunday November 19, 2017. This is just a sampling of the items available.

Sale prices not valid for gun trade ins.

Need a unique gift?

Book a bird hunt with Ryan At Fields Outdoor Shooting Preserve. Call Ryan at 765.561.3137 or the store for details.



Howak



Model	Sale Price
24 Gun	\$999.99
36 Gun	\$1274.99
54 Gun	\$1499.99

Windham Weaponry

Manufacturer	Model	Caliber	Sale Price
Smith & Wesson	M&P 15 Sport II	5.56 MM	\$499.99
Windham	R16M\$	5.56 MM	\$649.99
DPMS	Oracle	5.56 MM	\$499.99
Del-Ton	Sport	5.56 MM	\$499.99



Manufacturer	Model	Caliber	Sale Price
Pointer	O/U	12 & 20GA.	\$519.99
Weatherby	Upland SA-08	12 & 20GA.	\$549.99



Manufacturer	Model	Caliber	Sale Price
FMK	G2E	9MM	\$279.99
SCCY (Any Color)	CPX-2	9MM	\$199.99
Taurus	TCP	.380ACP	\$179.99
Taurus	M85 Protector	.38 SPL	\$249.99
Armscor	1911 A1 GI	.45 ACP	\$399.99

Remington



Model	Caliber	Sale Price (Rebates are Mail-in)
870 Tactical	20 or 12 GA	\$329.99 before \$60 Rebate
R51	9 MM	\$279.99 before \$100 Rebate
RP9	9 MM	\$369.99 before \$100 Rebate
1911 Carry	.45 ACP	\$699.99 before \$100 Rebate
783 w/ Scope	Various (Blued/Synthetic)	\$329.99 before \$50 Rebate



Colt collector's firearms.

Many rare and collectible 1911s, Anacondas, Pythons, and much, much more.

Come see what is available.



FIocchi Ammunition

Caliber	Sale Price per 1000 RDS (unless noted)
9MM (APC 124 GR FMJ)	\$200
.32 AUTO (71 GR FMJ)	\$260
.45 ACP (230 GR JHP)	\$170 per 500 RDS
5.56 MM (62 GR FMJ AP)	\$340
.243 WIN (70 GR SP)	\$140 per 200 RDS
.223 REM	\$330
.223 REM (55GR SP)	\$90 per 200 RDS

Manufacturer	Model	Caliber	Sale Price
Springfield Armory (Black Only)	XD Mod 2	9MM, .40S&W and .45ACP	\$399.99
Springfield Armory (Black Only)	XD <sup>s</sup> 3.3IN	9MM, .40S&W and .45ACP	\$399.99
Beretta	Pico	.380ACP	\$199.99
Beretta	Nano	(MM)	\$299.99

Caliber	Sale Price per 1000 RDS
9MM	\$200
.40 S&W	\$275
.45 ACP	\$325
.380 ACP	\$275
.38 SPL	\$275
.223 REM	\$330
ESTATE 12 or 20 GA	\$50 per 250 RDS
CCI Mini Mag 'Choot 'Em (36 GR CPHP)	\$24.99 per 300 RDS

Howa



Manufacturer	Model	Caliber	Sale Price
Thompson Center	Venture (Stainless)	Various	\$399.99
Thompson Center	Venture (Blued)	Various	\$379.99
Howa		Various	\$399.99



Description	Model	Caliber	Sale Price
Woodsman	B-14	Various	\$749.99
Timber	B-14	.243 Win	\$749.99
HMR	Tactical	.308 Win	\$899.99



Mace



Manufacturer	Description	Model	Caliber	Sale Price
Magpul	P MAG Gen 3	30 RD	.5.56MM	\$10.99
Taser	Pulse Kit			\$299.99
Mace	Knife	80470		\$12.99
Bushnell	Trophy 10x42 Binocular	334210		\$129.99



NIGHT STICK

NSR-1514C Rechargeable LED Area Light Kit \$149.99



10% OFF ALL in-stock Kimber

