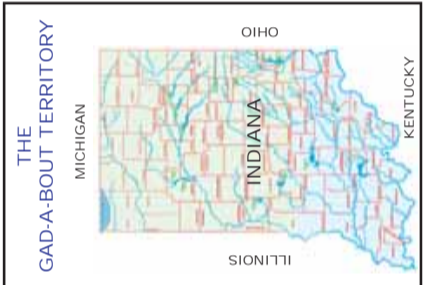


READ THE GAD-A-BOUT FREE ON LINE
CLICK HERE www.thegadabout.com

TAKE ONE IT'S FREE
APRIL 2017

THE GAD-A-BOUT™

EXPLORING RECREATION OPPORTUNITIES IN THE GAD-A-BOUT TERRITORY



1ST ANNUAL SPECIAL OLYMPICS POLAR PLUNGE A HUGE SUCCESS 118 TAKE THE PLUNGE SEE PG 14-15



JOE - OUTSMARTING A TURKEY IS YOUR CALL PAGE 8 / TRAVIS - TURKEY HUNTING, ARE YOU SAFELY PREPARED PAGE 7



IT WON'T BE TOO LONG UNTIL THESE GOLDEN MOREL MUSHROOMS APPEAR



**CORPORAL
SHEPLER MIA
KOREA 1950
SEE PAGE 24**

95% OF ALL BOATS ARE MADE IN THE U.S.A. AND THEY ARE COMING OUT OF THE SLUMP - SEE PAGE 9

ADVERTISER INDEX PG 2 / ARTICLE INDEX PG 3 READ ABOUT COVER PHOTOS ON PAGE 3

TO ADVERTISE IN THE GAD-A-BOUT SEE RATES ON PAGE 26 • CELL 1-765-960-5767 • WEBSITE: www.thegadabout.com • E-MAIL: raythegadabout@gmail.com



10th Annual

Smokin' on the Water BBQ Festival By The Lake

May 5,6,7, 2017

3801 W. Old Dunlapville Rd. Liberty, IN 47353
(Free Parking and Admission)

Hours:

Friday Noon - 9 p.m. • Saturday 9 a.m. - 9 p.m. • Sunday 9:00 a.m. - 5:00 p.m.



The Indiana Smokin' on the Water BBQ Festival by the Lake is sponsored by the Liberty Lions Club, all proceeds go to Community Service projects of the Liberty Lions Club. Activities include a Craft Show, a KCBS BBQ cook off of Chicken, Pork Ribs, Pork and Beef Brisket, Award winning Barbeque (Ribs, Chicken, etc) & other great eats, Craft Fair, Home Show, Music, Food, & Fun, Antique Tractor & Farm Equipment Exhibits, Handmade Furniture and Instruments, Mobility Carts, Golf Carts, Mowers, and More, Home Improvement Products, Handmade Jewelry, Healthcare Products & Services, Live Music, Antique and Classic Car & Truck Show (Sunday), BBQ Contest (Saturday and Sunday afternoon) and all happening in the Treaty Line Museum.

FOR DETAILS LOG ONTO WEBSITE: www.libertyindianalions.com

2 Indiana BBQ Cup Events

These two contests (Saturday & Sunday) are 2 of the first stops on the points trail for the 2017 Indiana BBQ Cup!



Saturday's BBQ Contest is a KCBS Sanctioned Event - \$5,000* in prize money!
Sunday's BBQ Contest is a KCBS Sanctioned Event - \$5,000* in prize money!
Both Contests are State Championship Events!

*(The Prize Money is subject to increase for each day's BBQ contest, based on participation.)

ADVERTISEMENT SPONSORED BY CARL SHARP'S STATE FARM INSURANCE

ADVERTISER INDEX

YOU CAN PICK UP A FREE COPY OF THE GAD-A-BOUT AT THE ADVERTISERS LISTED BELOW or READ IT FOR FREE AT www.thegadabout.com

INDIANA
ANDERSON
 9 Guns Pg 15
AUSTIN
 Burris Electric (Madison/Seymour) Pg 21
 French's Locker LLC Pg 2
BROOKVILLE
 52 Pik-up Convenience Store Pg 5
 Brookville Lake Guide Service Pg 5
 Dairy Cottage Pg 7
 Noble Boys Furniture Pg 19
 Pioneer Restaurant Pg 25
BROOKVILLE LAKE AREA
 Barton Bay Pg 7
 Frames Outdoor Pg 20
 Parkside Marine & More Pg 3
 Smokin' On The Water BBQ Fest Pg 1
 Steve's Marine Pg 9
BUTLERVILLE
 Butlerville Grocery Pg 4
CAMPBELLSBURG
 Campbellsburg Hardware Pg 26
 Worley Farm Salvage Pg 13
CAMBRIDGE CITY
 A - T & I Service Pg 19
CENTERVILLE
 Animal Hospital of Centerville Pg 10
 Mills Funeral Home Pg 4
CONNERSVILLE
 Fayette County Tourism Bureau Pg 22
 Matt's Custom Guns Pg 4
 Wells Variety Store Pg 29
DEPUTY
 Deputy Big Shot Pg 8

Marion's Greenhouse Pg 12
DUBLIN
 Rihm's Meat Processing Pg 15
GREENFIELD
 Highsmith Guns Pg 20
 Jensen's Pawn & Guns Pg 19
GREENSBURG
 Guns & Tackle, Inc. Pg 2
 Tree City Metal Sales Pg 28
HANOVER
 Pate Meat Processing Pg 25
HARDY LAKE
 Pioneer Village Pg 13
INDIANAPOLIS
 Indiana State Police Pg 6
 www.IndianaOutfitters.com Pg 31
KNIGHTSTOWN
 Knightstown Meats & Catering Pg 24
 McDonald's Bait & Tackle Pg 22
 RW Gunsmith Shop Pg 27
KOKOMO
 Joe's Beef Jerky Pg 8
 Kokomo Marine Pg 12
 Martino's Italian Villa Pg 8
LAKE MICHIGAN AREA
 Brother Nature Charters Pg 9
LAUREL
 Laurel Hotel Restaurant Pg 20
LEXINGTON
 Ernie's Traps & More Pg 11
LIBERTY
 Bertch Hardware Pg 4
 Carl Sharp State Farm Pg 27
 Liberty Restaurant Pg 18

Pizza King Pg 17
 Woodruff's Supermarket Pg 17
LOGANSPORT
 Dale Hardy Supplies Pg 13
MADISON
 Barry Phillips Electric LLC Pg 23
MARION
 Riverside Sporting Gds Pg 27
MILROY
 Milroy Shoes Pg 23
 Troysers Country Store & Bakery Pg 29
NEW TRENTON
 Connected Afield APP PG 21
NOBLESVILLE
 Log Home Center Pg 13
NORTH VERNON
 Ebbing Auto Parts Pg 2
 John's Gun & Tackle Pg 14
PARKER CITY
 Ludco Inc. Pg 13
PORTLAND
 1 Shot Sports Pg 24
 Central Gases & Supply Co. Pg 18
PRAIRIE CREEK RESERVOIR
 Dry Dock Marina Pg 5
REDKEY
 Hatzell Bros Roofing Pg 15
RICHMOND
 Army Navy Store Pg 13
 Best Pawn Pg 14
 Best Stop Auto Care Pg 11
 Cabinet Factories Outlet Pg 14
 Davis Transmissions Pg 5
 JoAnn's Cafe/Split Ends Pg 25
 Knuckle Busters Auto Repair Pg 22

Mendenhall Hardware Pg 3
 Merkamp Sales & Service Pg 3
 Mighty Muffler Comp Auto Rpr Pg 23
 Riggie-Waltermann Mortuary Pg 26
 Tri County Awards Pg 28
 Wildfire Motors Pg 16
RIDGEVILLE
 Heritage Goodhew Metal Roofg Pg 18
RUSHVILLE
 Fields' Outdoor Adventures Pg 32
SALEM
 Red Barn Bait Shop Pg 7
SALAMONIES LAKE AREA
 Bozarth Country Store Pg 12
SCOTTSBURG
 C & T Cycles Pg 16
 Rick & Jeff's Floor Coverings Pg 26
 Scotts Ace Hardware Pg 20
SELMA
 Light House B&T (Muncie) Pg 24
SHELBYVILLE
 Blue River Arms, LLC Pg 4
 The Gun Den Pg 27
SUMMIT LAKE AREA
 Gittin Jiggy With It B&T Pg 16
UNDERWOOD
 Underwood Auto Parts Pg 29
VALLONIA
 Tollivers Hunting Fishing Supls Pg 28
WEBSTER
 C & C Webster General Store Pg 4
WILLIAMSBURG
 Rustic Acres Wood Works Pg 15

FOR ADVERTISING INFORMATION CALL

RAY DICKERSON 765-960-5767 OR TOLL FREE 1-877-855-4237
 OFFICE # 765-855-3857 OR E-MAIL raythegadabout@gmail.com

COLOR RATES: 1 SPOT COLOR (ALL SIZES) \$10 • FULL COLOR 6-11 COL IN \$15 / 12-25 COL IN \$25 / 26-49 COL IN \$35 / 50-94.5 COL IN \$50

THE GAD-A-BOUT ADVERTISING RATES							
PLEASE NOTE: EACH DOLLAR AMOUNT BELOW IS PER INSERTION							
FULL PAGE	1/2 PAGE ALT. SIZES	1/3 PAGE ALT. SIZES	1/4 PAGE ALT. SIZES	1/8 PAGE ALT. SIZES	1/10 PAGE ALT. SIZES	4 COL. INCH ONE SIZE	1/15 PAGE MONOPOLY CARD SIZE ONE SIZE
15.75" X 10.37"	7.82" X 10.37" 12" X 6.88" 15.75" X 5.13"	5.25" X 10.37" 7.82" X 6.88" 15.75" X 3.37"	4" X 10.37" 6" X 6.88" 7.82" X 5.13"	3" X 6.88 4" X 5.13 6" X 3.37	3" X 5.13 4.5" X 3.37	4" X 3.37"	3" X 3.37"
94.5 COL. IN.	48 COL. IN.	32 COL. IN.	24 COL. IN.	12 COL. IN.	9 COL. IN.	8 COL. IN.	6 COL. IN.
1 TIME	1 TIME	1 TIME	1 TIME	1 TIME	1 TIME	1 TIME	1 TIME
\$7.50 PCI	\$7.50 PCI	\$7.50 PCI	\$7.50 PCI	\$7.50 PCI	\$7.50 PCI	\$7.50 PCI	\$7.50 PCI
\$708.75	\$360.00	\$240.00	\$180.00	\$90.00	\$67.50	\$60.00	\$45.00
2-11 TIMES	2-11 TIMES	2-11 TIMES	2-11 TIMES	2-11 TIMES	2-11 TIMES	2-11 TIMES	2-11 TIMES
\$6.50 PCI	\$6.50 PCI	\$6.50 PCI	\$6.50 PCI	\$6.50 PCI	\$6.50 PCI	\$6.50 PCI	\$6.50 PCI
\$614.25	\$312.00	\$208.00	\$156.00	\$78.00	\$58.50	\$52.00	\$39.00
12 TIMES	12 TIMES	12 TIMES	12 TIMES	12 TIMES	12 TIMES	12 TIMES	12 TIMES
\$5.50 PCI	\$5.50 PCI	\$5.50 PCI	\$5.50 PCI	\$5.50 PCI	\$5.50 PCI	\$5.50 PCI	\$5.50 PCI
\$519.75	\$264.00	\$176.00	\$132.00	\$66.00	\$49.50	\$44.00	\$33.00

THE ADVERTISING RATES ABOVE ARE FOR BLACK & WHITE ADS ONLY - FOR COLOR ADS ADD ABOVE RATE

ADVERTISERS INFORMATION

(PLEASE PRINT LEGIBLY OR TYPE)

SALESPERSON: _____ DATE: _____
 BUSINESS NAME: _____
 OWNER NAME (S) _____ MGR. OR OTHER _____
 STREET OR P.O. BOX: _____
 CITY _____ STATE _____ ZIP CODE _____
 PHONE: _____ FAX: _____
 CELL PHONE: _____ OTHER: _____
 E-MAIL: _____ WEB SITE: _____
 Ad Size _____ Rate: \$ _____ Monthly Cost: \$ _____

CIRCLE METHOD OF PAYMENT - CHECK # _____ CASH: _____

PLACE AD IN JAN FEB MAR APR MAY JUN JUL AUG SEP OCT NOV DEC

(CIRCLE APPROPRIATE MONTH (S) THE ADVERTMENT WILL BE IN)

Customer Authorization Signature: _____ DATE: _____

ADVERTISING NOT ACCEPTED FOR: ALCOHOL, TOBACCO OR GAMBLING

EBBING

AUTO PARTS, INC.



Quality Parts with "Experience"
www.ebbingautoparts.com


8 a.m. - 5 p.m. Monday - Friday (E.S.T.)
 6090 West U.S. Highway 50
 North Vernon, IN 47265

800-678-3105

812-346-1323
 Fax: 812-346-8259
sales@ebbingautoparts.com



Your Local Full Service Butcher Shop



French's Locker LLC

106 Sycamore Street
 Batesville, IN 47006
(812) 934-2902

WWW.FRENCHSLOCKER.COM

Beef, Pork, Sheep, Goat & Deer Processing
 Locally Grown 1/4, 1/2 or Whole Beef
 Available 1/2 or Whole Pork

INDIANA'S LARGEST HENRY RIFLES DEALER
 SOUTHEASTERN INDIANA'S
 LARGEST GUN TRADER!



MIKE MENTZ
 812-663-2030

www.gunsandtacklegreensburg.com

1207 NORTH LINCOLN STREET, GREENSBURG, INDIANA 47240

- CASE KNIVES
- LARGE SELECTION OF CONCEAL CARRY GUNS
- TRAP GUNS - 17 HMR RIFLES
- RELOADING COMPONENTS
- HUNTING & TRAPPING SUPPLIES
- NITE LITES

"SPECIAL ORDERS & LAYAWAYS" 

THE GAD-A-BOUT™



IN THIS ISSUE

APRIL 2017 • Volume XXVII • NO. 325

Created in 1990 & Published Monthly
by Kentucky Colonel Ray Dickerson
or the name given to him by Golden Eagle in 1995
LOKA'DWE ICHUTAKU YUSHEDON'
Translated "Man who gets things done!"
at 105 East South Street, Centerville, IN 47330

TO CONTACT THE GAD-A-BOUT

Cell: 765-960-5767 Office: 765-855-3857
Website: www.thegadabout.com
**E-Mail: raythegadabout@gmail.com
Facebook: www.facebook.com/thegadabout
COPYRIGHT BY GADCOE 2017

SPECIAL FEATURES

Deer, Turkey & Waterfowl Expo February 23-26, 2017 Show Photos Page 11
We Were Freezin' for a Reason On February 25, 2017 118 Plunged into Whitewater Lake raising \$25,000 for Special Olympics . . . Page 14-15
Smokin' on the Water BBQ Festival by the Lake May 5,6,7, 2017 by Ray Dickerson Pages 16-17
Dixie Jolene, my deer recovery, shed and therapy dog! by Brian Calvert (Guest Writer) Page 20
The Old Soldier poem by Tom Geisler (Guest Writer) Page 23
Corporal Gerald Ivan (Bud) Shepler, "Soldier Missing From Korean War Identified (Shepler)" My Story begins here..... Page 24-25
Operation C-LOV Begins in Centerville, Indiana by Centerville Library and City of Centerville Page 26
The Potawatomi "Trail of Death is a Regional Historic Trail Part 4 (Conclusion) by Shirley Willard (Guest Writer) Page 28-30

REGULAR FEATURED WRITERS

ROAMING THE OUTDOORS Editorial Comment & Opinion
by Ray Dickerson (Travis Stewart New Column, Potawatomi Trail Part 4, The Goal, Boytim Charter, Budroe's Bus Stop) . . . Page 4

BROOKVILLE LAKE So You Wanna' Catch More Fish
by Tag Nobbe (April Fishing Brookville Lake) Page 5

INDIANA STATE POLICE News from the Indiana State Police
by Sgt. John D. Bowling (Two New Troopers, "Secondary Crashes", Stolen Construction Equipment Recovered) Page 6

INDIANA DNR Indiana Department of Natural Resources News
by PIO Travis Stewart (Turkey Hunting Are You Safely Prepared?) Page 7

OUTDOORS Indiana Outdoors
by Joe Martino (Don't blow your turkey season before it starts, Use your head, not your calls prior to the opener) Page 8

LAKE MICHIGAN Fishing Lake Michigan
by Capt. Mike Schoonveld (BOAT SALES TO SURGE) Page 9

TRAPPING Indiana State Trappers Association
by Dr. Fred Philips, DVM (Indiana State Trappers Association 2917 Fur Sale Results) Page 10-11

CRAPPIE FISHING Indiana Slab Masters
by Jim Raymer (Tanners Creek ISM 2017 Classic Site) Page 12

OUTDOOR HUMOR: Misfires & Snags
by Dan Graves (Primitive Bass Fishing) Page 13

OUTDOORS & TRAVEL Outdoors with Rich Creason
by Rich Creason (Civil War Relics Can Still Be Found) Page 18-19

MIDWEST OUTDOORS Connected Afield
by Glenn Kelsey (Deer Hunting / Past and Present) Page 21

TOURISM Visit Fayette County, IN For The Fun Of It!
by Donna Schroeder (Spring Has Sprung?) Page 22

GAD-A-BOUT DEPARTMENTS

Advertiser Index Page 2 Rate Sheet & Contract Form Page 2
Gad's Corner Pages 30

ABOUT THE COVER PHOTOS

Top Left: With the Indiana spring turkey season fast approaching, turkey hunters are getting fired up, tuning up their gear and practicing their calling techniques. Around our house each spring, my wife's eye rolls are plenty as Nicholas and I break out various types of calls and do our best to sound like lovesick hens and eager gobblers. See Page 8 (Photo by Joe Martino) / **Also Top Left:** With turkey season quickly approaching, hunters are anticipating a successful season. They are patterning their shotguns, honing in their calling techniques, and revisiting hunting properties to gain permission. Hunters also need to be equipped with basic safety guidelines, not only for their safety but that of other hunters enjoying the sport. See Page 7 (New column by C.O. Travis Stewart on Turkey Hunting)
Top Right: Our Special Olympics, Liberty, Polar

Plunge exceeded our expectations. It took 5 years to convince Indiana Special Olympics to allow us to host the plunge at Whitewater Memorial State Park. To our surprise we had 118 plungers and raised nearly \$25,000. See Page 14-15 (Photo by Lonnie Snow)
Bottom Left: Every year about this time I begin thinking about mushrooms. But my record of successful mushroom hunts are dwindling year by year. My biggest problem is when the perfect time arrives I am too busy to go to the woods. When I finally get out it's either too late or the area I hunt has been thoroughly picked through. (Gad-a-bout File Photo)
Bottom Right: The National Marine Manufacturers Association, representing the nation's recreational boat, engine and marine accessory manufacturers, announced it expects sales of new powerboats to increase between six and seven percent this year. See page 9 (Photo by Capt. Mike Schoonveld)

Mendenhall True Value
Help Is Just Around The Corner.

**GARDEN SEEDS
BEST SELECTION
IN TOWN**

SEED POTATOES 125 S. W. 5th Street BULK ONION SETS
Richmond, IN 47374
765-962-4842

MERKAMP Sales & Service
Monday - Friday 9 a.m. - 5 p.m.
Saturday 8:30 a.m. - Noon

OUTDOOR POWER EQUIPMENT



Jct. HWY 35 North & 38
Richmond, IN 47374
765-962-2048

CRESTLINER BOATS



CRESTLINER PT 20



2100 RAPTOR WT

PARKSIDE MARINE & MORE, INC.
BROOKVILLE, INDIANA

"2017"

**SPRING SPECIAL
UNBEATABLE PRICES**



230 GRAND MARINER SL



220 SOLSTICE SL

7191 FOX RUN RD BROOKVILLE, IN 47012 765-647-4619
E-mail: boats@parksidemarineandmore.com Website: parksidemarineandmore.com
"We are located across the road from Mounds S.R.A. Entrance at Brookville Lake"

Roaming The Outdoors



by Ray Dickerson

READ THE GAD-A-BOUT FREE ON
LINE CLICK HERE

www.thegadabout.com

CONSERVATION OFFICER & PIO TRAVIS STEWART MAKES HIS DEBUT IN THIS ISSUE ON PAGE 7

I want to introduce Conservation and Public Information Officer Travis Stewart who will be appearing in The Gad-a-bout starting with this issue. Conservation Officer Travis Stewart was highly recommended by Captain Bill Browne, Public Information Officer of the Department of Natural Resources, who is now Public Information Officer (PIO) for the entire state of Indiana. Conservation Officer Travis Stewart follows in the footsteps of Conservation Officer Gary Catron and Public Information Officer Captain Bill Browne who have kept the readers of The Gad-a-bout up to date on activities and important information concerning the Indiana Outdoors.



PIO TRAVIS STEWART

Travis Stewart attended Vincennes University where he graduated in 2011 with an Associate of Sciences degree for Conservation Law Enforcement. He became a Conservation Officer in 2012, working for the DNR Law Enforcement Division. He was first assigned to Fayette County, where he's been ever since. He's worked a span of investigations from: traffic violations, illegally taking deer, to a multiple theft investigation on State Property.

ICO Stewart became a Division Spokesperson a short time later, and continues to carry out those responsibilities; ranging from multimedia pages to news companies.

ICO Stewart works with fellow Law Enforcement agencies to create a relationship based on community. He strives to educate the public in many different fashions from education courses to public appearances.

ICO Stewart married his wife in 2016. They are happily married and are able to enjoy the outdoors together. They both have started to fly fish, and enjoy the calmness it brings to both of them. He is an avid hunter, and has created a passion within his wife to participate in hunting as well. They have one daughter together, who keeps them busy. She may be young, but she loves to be outside and playing in the water.

THE POTAWATOMI TRAIL OF DEATH STORY WRITTEN BY SHIRLEY WILLARD WHICH HAS APPEARED SINCE JANUARY ENDS THIS MONTH

Part 4 begins on Page 28 and ends on Page 30.

In the February Gad-a-bout I had a photo of Potawatomi dancers in it that had the wrong information under the photo. Below is the photo with the correct information under it.



Correction for caption that appeared with this photo in the February Gad-a-bout. It should have read, "Tracy Locke and daughter Erin with Susan Campbell, all Citizen Potawatomi Nation members, dance at Trail of Courage in 2008. Behind them are Head Dancers, Beverly Levier (Red Bear) Barnhill and Glenn (Red Knife) Barnhill, Bloomington, Illinois.

I've enjoyed having Shirley Willard's Potawatomi "Trail of Death march: Sept. - Nov. 1838" reprinted in The Gad-a-bout. I've had many comments from readers concerning her story. Part 1 appeared in the January 2017 Gad-a-bout; Part 2 appeared in the February 2017 Gad-a-bout; Part 3 appeared in the March 2017 Gad-a-bout and the final Part 4 appears in this issue.

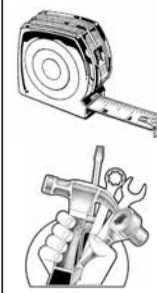
If you haven't been able to read all of the parts, you can log onto my website www.thegadabout.com and read them for free, just click onto the heading Archives and scroll down and select January, February, March and April 2017. The two selections are Low Resolution (Dial up) and High Resolution (Broad Band, DSL or other High Speed internet). To contact Shirley Willard call 574-223-2352 or wwillard@rtcol.com.

2016 1940-1963 BASKETBALL BASH HELD FEBRUARY 6, 2016 SPARKED AN IDEA BY MARY LOU GRIFFEY TO WRITE A BOOK "THE GOAL"


Mary Lou Griffey, RHS Alumni Association Executive Director contacted me last year concerning the 2016 1940-1963 Basketball Bash she and other leading citizens of Wayne County wanted to celebrate the basketball teams of Wayne County before he consolidation of the schools in 1963. The event was held at the Wayne County Historical Museum on February 6 and was a huge success. From that event Mary Lou Griffey has written a book entitled "The Goal, The Towns, The Teams, The

CONTINUED ON PAGE 23

BERTCH'S HARDWARE & RAMEY PLUMBING



HARDWARE
PAINT
PLUMBING
ELECTRIC



51 W. UNION ST. LIBERTY, IN 47353
PH: 765-458-5512



BLUE RIVER ARMS
GUNS, AMMO
BAIT & TACKLE
OPEN

Hrs: Mon-Fri 10am-5pm, Sat 8am-?, Closed Sun

Pelican Canoes, Fishing & Pedal Boats
Hunting Supplies • Fishing Pole & Tackle
Trapping Supplies • Live Bait (Seasonal)
DNR Deer & Turkey Check Station • MRE Meals
Tannerite Exploding Targets • Air Soft Rifles
Crossbows • Handguns • Shotguns • Rifles
Muzzleloaders • Ultra-Advantage Dog Food & More
2596 W. Old Franklin Road • Shelbyville, IN 46176
317-392-2627 or 317-771-5600
www.blueriverarms.com

BUTLERVILLE GROCERY

5185 E US Hwy 50
Butlerville, IN 47223

812-458-6355

Deli • Gas • Grocery
Hot Food • Daily Specials

Military Discount

Call In's Welcome

Dine In • Carry Out

Open 7 Days a Week

C&C Webster Store & Village Post Office

Webster, Indiana
765-962-3293

ANTIQUES & GIFTS

LUNCH MEAT - SOFT DRINKS

GROCERIES - ICE - SNACKS

LIVE BAIT & TACKLE

STAMPS - PRIORITY MAIL BOXES & ENV.



PROPANE TANKS
\$19.99 + TAX
WITH EXCHANGE



We Value Your Trust and Confidence

405 E. Main St.
Centerville, IN
855-5342



Mills Funeral Home
www.doanmillsfuneralhome.com

Matt's Custom Guns

Hours: Monday - Friday 9 am - 5 pm (Other hours by appointment)



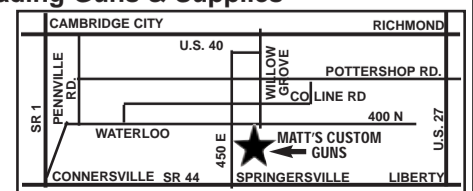
Guns - Ammunition - Scopes - Accessories
Custom Target & Hunting Rifles - Specialize in Reloading Supplies
Gunsmithing - Muzzleloading Guns & Supplies

Authorized Dealer for Freedom Arms, Dakota
Arms, Nesika, Kimber, HS Precision &
Dillon Precision

3762 N CR 450 E, Connersville, IN 47331

Ph: 765-825-3418

Email: mattscustomguns@yahoo.com



So You Wanna Catch More Fish



by **Tag Nobbe**
Professional Fishing Guide

April Fishing Brookville Lake

April is the month that things really start to change in the fish world. The water temperature is just coming out of the forties into the fifties. The walleye have been spawning in the lake for about a week, and all the other fish are just trying to warm up. April is the transition month for most fish, but for the walleye the transition month was March. If your going to try to catch walleye out of the lake in April, you need to fish in the dark. The reason for this is due to their spawning style. Up all night carousing around, sleep all day. What you're looking for are rocky spots or places with current. Don't even put the boat on the water till

well after dark. Get yourself a good black light and spool up with some type of clear blue fluorescent line around 12 lb. will do. The black light will make this line glow as bright as a light bulb at night. This is tremendously helpful when casting. You should have a few different types of bait on hand. The first bait should be some type of suspending bait. What you do is just get within casting distance to where you think the fish are holding in, and cast across it. This really is just a leap of faith that they are there. When the bait hit's the water reel it down a few cranks and pause it then twitch it with the rod tip and pause it again and crank twitch pause. Don't be afraid to pause for 10 seconds sometime this is what it takes. When you move into an area try to give it a wide berth, you don't want to spook the fish off if they are already there.

As you are fishing around the area keep a watchful eye on your depth finder. If you're seeing fish close to the bottom and you're not getting bit on the surface change to a bait you can fish on the bottom. I would suggest a 1/16 ounce painted lead head jig tipped with a bass minnow. Here what you do is make a long cast over the area where you saw fish on the bottom. Let the bait sink to the bottom and do your best to swim it back to the boat while keeping it just above the bottom. If you don't get bit try stopping the bait and starting it, sometimes this will draw a strike. If you still don't get bit, try changing the color of the lead head jig, add a 3-inch curly tail to the mix. I have found over the years that a glow head jig will also do the trick.

The last method that I would try is fishing straight up and down right below the boat. This style of fishing will get the bait in their face and keep it there. What I would use is a jigging rapala or some type of blade bait. We started out using these baits in the winter time. What I have found out is in the winter all the bugs, worm's, craw dads and the like are all hibernating, due to the cold temperature of the water. Well in April the water temperature is still in the fifties and all the bugs, worms and craw dads are still hibernating. So, the only thing these fish have to feed on is other fish. The best way to fish a jigging rapala is a simple lift and drop. The fish will usually hit it on the fall. You can fish a blade bait the same way, but you can also cast it out and frog hop it back to the boat. Either way the fish will usually hit it on the fall.

All this type of fishing is due to the spawning cycle of the walleye. As soon as it gets dark the male and female walleye are drawn to rocky areas or areas where there is current. Some fish hold off the shore, some hold on the bottom close to shore and some are right on the shore with their dorsal fins sticking out of the water. But as soon as it gets light this all ends. This lasts for around 2 weeks then there is about a week of what I like to call the recuperation period. They are nowhere near the shore at night and you can't catch them anywhere not at night and not during the day. Then all the sudden the bite is on, but now it's not at night it's during the day. This is all driven by the water temperature, so it varies a bit from year to year. Good luck see you on the lake or at 52 Pik-up.

Tag

If you need more info go to my website www.brookvillelakeguideservice.com.

To schedule trips contacted me at tagnobbe@gmail.com or call my cell 765-265-3238.

I guide fish for walleye, and crappie starting in mid-April till the end of December 7 days a week on Brookville lake. We fish out of a 2015 pro V 2075 with a 250 Honda outboard engine. I supply everything all the way down to cleaning the fish. I can take 1 - 5 people. The price is according to how many go \$500.00 for 5 people, \$450.00 for 4 people, \$375.00 for 3 people, \$325.00 for 2 people and \$275.00 for 1 person. We start at 7:30 am and fish till 1:30 pm to schedule trips call my cell 765-265-3238 or tagnobbe@gmail.com.

BROOKVILLE LAKE GUIDE SERVICE



Tag Nobbe - Owner & Guide

6 Hour Trip Rate

(Rates subject to change without notice)

- 1 Person \$275.00 • 2 People \$325.00
- 3 People \$375.00 • 4 People \$450.00

A non refundable \$50.00 deposit is required for booking. Cancellations within 48 hours of your date will be credited towards a future guide trip.

Fishing Seasons


- April - December Walleye Charter Seasons
- April - October Crappie Charter Season
- Mix any of the above in the same day

Contact me for your fishing trip by
Calling my Cell: 765-265-3238
E-mail: tag@tagnobbe.com or

Website: www.brookvillelakeguideservice.com

Fully licensed & insured for 17 years now.

DAVIS TRANSMISSION



Randy Davis
Owner

765-962-9744
705 North West 5th St.
Richmond, IN 47374

dry dock MARINA
at Prairie Creek

EXPERIENCE THE OUTBOARD ENGINE THAT'S **ECO-FRIENDLY AND WALLET-FRIENDLY.**

The facts are in. Evinrude E-TEC outboards are unbeatable when it comes to torque and sport performance, even against 4-strokes. We've passed them all and they've never heard of us. Evinrude E-TEC is the only outboard engine that goes 3 years or more with no dealer scheduled maintenance.

EXPERIENCE THE ENTIRE LINE UP AT EVINRUDE.COM

EVINRUDE E-TEC

POLARcraft

OUR MOTTO
YOU WANT IT - WE CAN GET IT
YOU BREAK IT - WE CAN FIX IT
Most all Makes & Models

25yrs of Technical Service we R
Equipped enough for the BIG needs
Stay small enough for YOUR needs



FISHING BOATS

SALES SERVICE RENTALS

Just 15 minutes outside Muncie, IN @
6700 S CR 560 EAST, SELMA, IN
765-286-4976



When it comes to fueling your outdoor needs

Gasoline • Fresh Coffee • Deli Style Sandwiches • Fountain Drinks • Snacks • Sporting Goods
Live Bait & Tackle • Guided Fishing Trip Information • Hunting & Fishing Licenses • Check Station and More



Brookville Lake Guide Service
Guide: Tag Nobbe
Phone: 765-647-4329
Cell: 765-265-3238
Web: brookvillelakeguideservice.com

Near Brookville Lake just south of Brookville on U.S. Hwy 52 (765) 647-3600

News from the Indiana State Police



by Sergeant John D. Bowling
Public Information/Recruiting Officer

Two New Troopers Start Patrol in the Pendleton District

Pendleton - Pendleton – On Valentine’s Day morning probationary troopers from the 76th Indiana State Police Recruit Academy class, that graduated 10/20/2016, were issued their first state police cars at the Indiana State Police Youth Education and Historical Center in Indianapolis.

Two of those troopers are assigned to the Indiana State Police Pendleton District and are starting solo patrol in the district. The probationary officers recently completed a three month field training period with veteran troopers. They will serve a one year probationary period before attaining permanent status as a trooper.

In addition to the field training, the new officers received approximately 917 hours of structured training in law enforcement techniques when they were assigned to the Indiana State Police Recruit Academy. The curriculum included criminal law instruction, emergency vehicle operations training, psychology, and survival Spanish. They also developed skills in criminal investigation, vehicle crash investigation, and impaired driver prevention and detection

The newest members of the Pendleton State Police Post are Mark Dupart, age 27 of Henry County, and J.T. Burns, age 27 also of Henry County. Dupart graduated from Shenandoah High School in 2007 and was in the U.S. Army from 2007-2014. He will be assigned to patrol in Wayne, Fayette and Union Counties.

J.T. Burns graduated from New Castle High School in 2007 and worked as an EMT and Paramedic for New Castle EMS, until attending the State Police Academy. Burns will also be assigned to patrol Wayne, Fayette and Union Counties.

Watch Out for Meth Trash

I always warn hunters and fisherman every spring to watch out for meth labs and toxic meth trash left behind by meth addicts. Signs to look for Meth manufacturing are a strong ammonia smell, or a solvent smell like an auto body shop. Look for air compressor type rubber tubing; ether or camp fuel cans; drain cleaner bottles; plastic soda pop bottles, of all sizes, that will have clear liquid with floating metal chips or a white residue; empty Pseudoephedrine packages and blister packs; lithium battery casings; propane tanks with a blue or green discoloration around the valve and used coffee filters with white or reddish-pink residue or sludge. The chemicals can be highly explosive with fumes that are toxic to breath and will damage internal organs.

If you’re out fishing or hunting and encounter an unattended back pack or gym bag, or trash that looks suspicious, don’t disturb or move it. Contact your local Indiana State Police Post, or call the Drug Tip Line at **1-800-453-4756** or your local law enforcement agency to let us check it out. The Indiana Meth Investigation System or IMIS, can also take tips on meth labs. Just go to www.meth.in.gov and click on the “Report Suspected Meth Activity” Link. Tips can be made and kept anonymous.

“Secondary Crashes” in Stopped Traffic Remains a Dangerous Issue

This winter has proven that secondary crashes are still happening at an alarming rate and are usually deadly. A secondary crash is an incident that occurs as a direct or indirect result of a previous incident. All it takes sometimes is a broke down vehicle or minor crash to cause a traffic slow down or stoppage. Remember, for every minute traffic is slowed or stopped it will take four minutes to clear up, so a minor incident can lead to a lengthy traffic slow down. A good tip is if approaching a construction zone, expect a traffic slow down or stoppage. Really, it’s a good idea to always think about and look for a traffic slow down or stoppage, anytime you drive on the interstate. Don’t be distracted by electronic devices. If you need to talk, check emails or adjust your radio or GPS, pull over. Don’t risk your life and the lives of others.

Drive according to the road and traffic conditions. My main advice, which is always true whether in a weather event or in heavy traffic, is to increase following distance and decrease your speed. If you find yourself in stopped traffic, leave at least a car length between you and the car in front of you and watch the traffic approaching

from behind. Be ready to take evasive action if things go bad behind you.

IN-TIME (INdiana-Traffic Incident Management Effort) is a multi-discipline effort with the purpose of having traffic incident responders, from all disciplines, following agreed-upon policies and procedures focused on the Open Roads Philosophy.

First Responders, after ensuring their own personal safety and the safety and security of any incident victims, have as their top priority reducing congestion and the higher risk of secondary incidents for public/motorist safety. For more information on secondary crashes and IN-Time, visit their web site at <http://www.in.gov/intime/2338.htm>.

Stolen Construction Equipment Recovered

Anderson – Around 6:30 p.m. on February 20th the Pendleton State Police Post received a call from a man who said he had just found some stolen construction equipment at an address in Anderson. The man said the equipment had been stolen earlier in the day from the company where he works. Trooper Dana Harvey responded to the address and could see a skid loader on the property from the road.

A search warrant for the property in the 4000 block of north SR9 was obtained, and officers ended up recovering several pieces of construction equipment that were listed as stolen. Two skid loaders, five stolen trucks and two wreckers, all in different stages of disassembly, were recovered at the property, along with new building supplies that included bath tubs, toilets and sinks, as well as an assortment of hand tools.

Later, troopers served a search warrant on a remote property on Layton Rd. in Anderson. Investigators ended up locating two stolen excavators and two more stolen trucks. Six trailers, all stolen, were also recovered between both properties. Several pieces of the large stolen construction equipment and tools, along with some of the trailers and trucks, have been returned to their owners.

But investigators and the Madison County Prosecutor’s Office are asking for the public’s help. If anyone has any information about the stolen equipment, or if any contractors in central Indiana have recently had any construction site supplies like hand tools, bath tubs or shower stalls stolen, please call the Pendleton State Police Post for Detective Tony Klettheimer, or Detective David Preston at **765-778-2121**.

At this point investigators say a conservative estimate would value the recovered stolen property at just over \$500,000. No arrests have been made at this time and the investigation remains ongoing. ■

SEEKING INFORMATION:

Murder Victims

LAST SEEN: 2/13/2017
Delphi, Indiana

ABIGAIL WILLAMS
LIBERTY GERMAN

844-459-5786



SUSPECT



VICTIM



VICTIM

Indiana Department of Natural Resource News



by PIO Travis Stewart Turkey Hunting Are You Safely Prepared?

Hello Indiana. My name is Indiana Conservation Officer Travis Stewart and I am a Public Information Officer operating out of District 9 and I look forward to writing this column for the Gad-A-Bout. I will be bringing you enjoyment with stories, insight with safety tips, and news about the natural resources that Indiana has to offer.

With turkey season quickly approaching, hunters are anticipating a successful season. They are patterning their shotguns, honing in their calling techniques, and revisiting hunting properties to gain permission. Hunters also need to be equipped with basic safety guidelines, not only for their safety but that of other hunters enjoying the sport.

I still remember the first turkey I had the pleasure of harvesting several years ago. On the second day of season, my father and I were hunting a wooded property he'd been going to for many years. We'd hunkered down with our backs to a

giant maple tree and an opening to our front. The tree was positioned on a hill rise, which dropped off to a river at the bottom. Shortly after sunrise, we hit the slate call and were rewarded with the reassurance of a tom in the area. Shortly later, we heard him pitch off roost and continue in our direction.

After a nerve wrenching silence, the leaves to our front started to rustle and the head of a turkey appeared over the rise. I positioned myself and gun in the direction and waited. Once he crested the rise, he flared his fan and gobbled. I positioned my front bead on target and assured no other turkeys had followed in his footsteps and the shot to be safe. By taking these safety precautions, I was rewarded with a bearded tom.

What follows is a few basic safety precautions to ensure you have a safe hunt.

Firearms Safety

All hunters born after December 31, 1986 are required to pass a Hunter Safety Course to procure a hunting license. During that course, participants delve into multiple aspects of firearms safety, a key component being the Ten Commandments of Firearms Safety. One major Commandment states: to be sure of your target and what is in front and beyond it. Following this can prevent a hunter from aiming down the barrel and shooting at a turkey, as well as shooting another hunter at the same time. This can also eliminate a hunter from harvested a second turkey that followed close behind the first.

Avoid Wearing Red, White and Blue Colored Clothing

These are the dominate colors associated with the markings of a tom turkey's head. Most hunters pay close attention to the red of a tom's head to differentiate it from a hen. An exposed white t-shirt or sock can give a mistaken hunter the thought of a turkey being present. Also if using a handkerchief in these colors, make sure it is completely covered and stored away.

Stalking Turkey and Movement in the Woods

Stalking a tom's gobble through the woods or field is a technique some hunters use. This technique should be avoided all together. While it may provide an easy way to find a tom, it can also make the hunter a target for an eager hunter. The movements generated from stalking through brush can be mistaken as game walking through the woods, as turkey hunters generally wear fully camouflaged clothing and are hard to be seen.

Along with this, using a gobble call can be as dangerous. These calls can stir the excitement of other hunters wanting to get a jump on the tom. If using a gobble call, make sure you are in a safe location.

If you have to change positions while in the field, do so in a normal human posture. Stand upright and use well established trails.

Position

Hunters should position themselves against a tree that covers themselves from their head down, and is as wide as their shoulders. Hunters should

also have 180 degrees of clear sight to their front. Keeping this position will proved protection to their backside or even conceal them to a turkey that sneaks in.

When using decoys, position them at a safe distance from yourself. Don't place a decoy so close to you that it would put in direct line with an unsuspecting hunter who took a foul shot. You should also be able to see beyond your decoy. If moving the decoy from one spot to another or out of the woods, keep it covered and in your bag.

Other Hunters

If you encounter another hunter in the woods, signal them with a clear and loud voice. Never use your turkey calls to make your position known. Never use a waving motion or movement to get their attention.

Bringing Your Turkey Home

If you are one of the lucky hunters who gets to harvest their turkey, make sure to get it out of the woods safely. You can cover your bird with fluorescent orange or place it inside your bag or vest. Make sure that the bird is completely covered and never carry it out without doing so. If you fail to follow this step, your successful hunt may turn deadly.

Last Words of Advice

As Conservation Officers, we want to ensure hunters are being safe and enjoying what our state has to offer. We also want to establish our hunting society as an ethical one that will serve as a stepping stone for generations to come. Hunters can do this in many ways, which would be an article of its own. A few tips to being an ethical hunter can include having sportsmanship to other hunters or even those who wish not to participate. Be respectful of the property you have permission to hunt and leave it better than the way it was when you arrived. If someone is legally in "your hunting spot", try a different location.

Wounded Veteran Turkey Hunt Opportunity

I would like to pass along information for any wounded veteran who has difficulties getting into the woods to enjoy this sport. There is an opportunity in Fayette County for a guided turkey hunt on private property to any wounded veteran. The hunt will be by the aid of a specially designed blind that is wheel chair accessible.

Steve Davis of Fayette County is offering his assistance and blind to the recipient of this hunt. Steve suffered an injury that caused him to become quadriplegic and since created this specially designed blind.

If any reader wishes to participate or knows anyone that would like to participate in the hunt contact myself, ICO Travis Stewart, at the following email address: tstewart@dnr.in.gov. Further inquiries or questions can be made through the same email address.

Lastly, if you encounter an issue with another hunter call ICO Central Dispatch at **812-837-9536** or **1-800-TIP-IDNR**.

Red Barn Bait Shop



Hunting, Fishing, Camping,
Guns, Ammo & Accessories
Buy - Sell - Trade

Open Monday thru Saturday - Closed Sunday

Phone: (812) 883-6483

For all your hunting & camping needs stop by the Red Barn

3 1/2 Miles North of Salem on SR 135

BARTON'S BAY BOAT STORAGE & SERVICE



**OUTSIDE STORAGE AVAILABLE NOW
STARTING AT \$25.00 PER MONTH
ACROSS THE ROAD FROM BONWELL RAMP**



1.5 ADDITIONAL ACRES AVAILABLE NOW

Manager: Jesse Barton Owners: Bob and Pam Barton

10055 SR 101, Brookville, IN 47012 Phone/Fax 765-647-5647

E-mail: bartonsbay@bartonsbay.com / Website: www.bartonsbay.com

DAIRY COTTAGE RESTAURANT (765) 647-5451



Home Of Flavor Rich Fried Chicken

**Complete Line of Sandwiches, JoJos,
Fries, Mozzarella Sticks, Onion Rings, Etc.**

**LARGE SELECTION OF ICE CREAM,
SHAKES, SUNDAES, CYCLONES**

1116 Main St. Brookville, IN 47012

Est. Oct. 02, 1958





In order to bag a gobbler packing spurs the likes of these, you better not blow your chances before hand. A good rule of thumb is; Never blow a turkey call unless you intend to kill a turkey. It seems pretty simple, yet thousands of turkey hunters make things harder on themselves each year by trying to get gobblers to respond to calls before the season even starts. That's a big no-no. If you need to locate gobblers while scouting, use a crow call to try to get them to shock-gobble. Understand, though, that eventually they will quit responding to those as well. (Author Photos)

Indiana Outdoors



by Joe Martino

Don't blow your turkey season before it starts, Use your head, not your calls prior to the opener

With the Indiana spring turkey season fast approaching, turkey hunters are getting fired up, tuning up their gear and practicing their calling techniques. Around our house each spring, my wife's eye rolls are plenty as Nicholas and I break out various types of calls and do our best to sound like lovesick hens and eager gobblers. Besides the eye rolls, we may also get pushed outside onto the porch as she exclaims that she has heard enough of it throughout the last few weeks! Oh well, being outside gives a better idea of how our calling will actually sound in the woods anyway. And I am sure that our calling will not bother our neighbor as much as it does Tracy anyway. Although our beagles do not seem all that thrilled with it either, and it is sometimes difficult to hear what our calls sound like over their howling..

Anyway, back to the moral of this story. Practicing your calling is important (and, yes, it is

fun) so that you can masterfully replicate the sounds of the wild turkey as best you can when it becomes game time. There is a time and a place for everything though. Just as calling inside the house can sometimes get on Tracy's nerves and is not always the wisest and safest thing for us to do, calling in the areas that you plan on hunting in a few weeks is not so bright either, for different reasons.

Travel down any back road in April and you are sure to run into people pulling over on the side of the road and blowing on a turkey call in hopes of getting a gobbler to fire off. They do this to locate the tom and learn his whereabouts or roosting area prior to the opener. Little do they know that by doing so, they are making the hunting considerably tougher, not only for themselves, but others as well by doing so.

Under no circumstance should you ever use a turkey call in the wild call unless you are actually hunting and intent on killing a turkey. Every time you do, you run the risk of educating the birds in your area. Let's say you are out scouting and just cannot resist giving a few yelps to see if anything responds. Whether a gobbler does or does not fire back, if he heard it and comes in to investigate, or worse yet, notices you, then you have pretty much just eliminated that bird from your hit list because the odds are long that he will readily come into a call again.

If you just have to try to make a tom gobble, only do so with the use of calls designed to "shock" him into gobbling, rather than ones designed to draw him in. A crow call, for example, is a commonly used locator call which is designed to pierce the air and make a gobbler gobble. It is used to locate the bird but will not entice him to come investigate, and therefore is fairly harmless when used in this manner. Be advised though, that eventually turkeys can get used to such calls and respond less and less to them over time.

Honestly though, especially during early mornings and evenings as the birds are in the roost, gobblers will tend to gobble often enough on their own for you to be able to figure out their roosting areas. And they will typically continue to gobble for a while after they fly down in the mornings and slightly prior to flying up to roost the evenings, enabling you to figure out their habits without the use of calls.

Part of the excitement of the spring turkey season is getting ready for it. The anticipation and locating birds gets your blood pumping and fills your head full of dreams that keep you from sleeping at night for several days before the season arrives. Do not let this excitement spoil your chances at a longbeard this year by getting antsy and blowing your cover and educating the birds in your hunting area. ■

Inside Dining or Carry-Outs

Martino's = *Italian Villa*

Restaurant & Lounge

"Homemade Goodness In Every Bite"

Real Italian Pizza • Full Menu



- LASAGNA
- PIZZA
- STEAK
- SPAGHETTI
- SANDWICHES
- SEAFOOD

11AM - 10PM MON - THURS 11AM - 11PM FRI & SAT

765-457-9181

1929 N. WASHINGTON • KOKOMO, IN

Guns • AR Build Center • Ammo • Suppressors

Covered Pistol, Open Carbine & Long Range to 500 yards

SHOOTING RANGE

NRA
Business Member

NSSF



DEPUTY
BIG SHOT.com



812-866-5299

10214 W Deputy Pike Rd., Deputy, IN 47230

Hours: Mon-Fri 8am-6pm • Sat 10am-6pm • Sun 12-6pm

Joe's

All Natural Beef Jerky




Joe Martino

Direct: 765-434-8598

E-mail: joe@eatjoesjerky.com / Web: www.eatjoesjerky.com

2378 West 350 North, Kokomo, IN 46901

Fishing Lake Michigan



by Capt. Mike Schoonveld

BOAT SALES TO SURGE

The National Marine Manufacturers Association, representing the nation's recreational boat, engine and marine accessory manufacturers, announced it expects sales of new powerboats to increase between six and seven percent this year. They expect new boat sales to be around 250,000 units. This projection is based on consumer confidence index numbers soaring and manufacturers



Boating is coming out of the slump. (Author Photo)

introducing products attracting younger boaters. In addition to new boat sales increases, overall recreational boating industry dollar sales are expected to increase between 10-11 percent from the \$8.4 billion spent in 2016.

Boats are one of the few all-American industries left. Ninety-five percent of boats sold in the U.S. are made in the U.S. If these numbers are correct recreational boating will see some of its healthiest gains in nearly a decade, a trajectory the NMMA expects to continue through 2018.

Economic indicators are working in the industry's favor. A continuously improving housing market, strong consumer confidence, growing disposable income and consumer spending, and low interest rates all contribute to a healthy recreational boating market.

Heading into 2017, U.S. manufacturers have geared up for a busy winter and spring boat show season to further attract the growing number of boating enthusiasts. Boat shows provide a platform for the boating industry to unveil its latest innovations around the country, and generate as much as 50 percent of annual sales for some manufacturers and dealers. They're also the best time for consumers to shop. Dealers and manufacturers offer some of their most attractive incentives and deals, while giving shoppers the chance to compare different boats, and different dealers, all in one location. The shows also provide a glimpse of buyer trends and sales for the year ahead:

BOATING TRENDS

*Big boats are back. One of the more standout areas of growth in 2016 was among yachts and large cruising boats, a category that has been slower to rebound as high net worth individuals

looked to remain more liquid during the Obama years. New yachts and cruisers are expected to have seen gains between one and three percent in 2016, and that trend is likely to continue into 2017 as consumer confidence and spending remain strong.

*Affordable, versatile boats are helping a new generation become boaters. Manufacturers are making smaller boats (waterspouts boats, pontoons, day boats, etc.) to be more affordable and attract new, younger boaters and even more sales. What's more, boats are also becoming more versatile, providing an all-in-one experience from fishing to cruising to waterspouts, making them more appealing to a wider audience.

*Intuitive marine technology: The boating industry has embraced new technology from docking a boat with a joystick reminiscent of video games. As consumers turn to their smart phones to manage numerous aspects of their lives, manufacturers are responding and will unveil boats at 2017 boat shows that provide a more intuitive experience; one that makes certain aspects of operating a boat as simple as pushing a button.

*Shared experiences: The "sharing economy" isn't lost on the boating industry. They are welcoming the opportunity to expose a new demographic to life on the water with everything from boat rental apps to shared boat ownership. Companies like Boatsetter, Boatbound, Sailo and GetMyBoat are some of the options listed on the industry's www.DiscoverBoating.com, which helps beginners find ways to get on the water.

It's not just new boats Americans are buying; there were an estimated 958,000 pre-owned boats (powerboats, personal watercraft, and sailboats) sold last year. There were an estimated 12.1 million registered boats in the U.S. Ninety-five percent of boats on the water (powerboats, personal watercraft, and sailboats) in the U.S. are small in size at less than 26 feet in length - boats that can be trailered by a vehicle to local waterways.

Boating is predominantly "middle-class" with 72 percent of boat owners having a household income of less than \$100,000. Ninety-five percent of all Americans live within an hour's drive of a navigable body of water.


THE END

CAPTAIN MIKE SCHOONVELD
AFFORDABLE LAKE MICHIGAN SALMON FISHING IN INDIANA



FOR 1 TO 4 PEOPLE
Tackle Furnished, Fish Cleaned

www.brother-nature.com



Brother Nature Charters
1-877-SALMON-5

STEVE'S MARINE






AT BROOKVILLE LAKE • 765-458-7527
1156 WEST DUNLAPSVILLE ROAD., LIBERTY, IN



A pile of Coyotes ready to go. (Photo by Author)



Table ready to go at Feb. ISTA fur sale at Miami Co. 4-H fairgrounds. (Photo by Author)

Indiana State Trappers Association



by Dr. Fred Philips, DVM

INDIANA STATE TRAPPERS ASSOCIATION 2017 FUR SALE RESULTS



Left Photo: Our Auctioneer, Corbin Bultemeier and son, Lawton. Right Photo: Optimistic trappers talk about trapping. (Photos by Author)



THE ISTA held its fur sale FEBRUARY 11, 2017 at the Miami County 4-H Fairgrounds. We even had a few indoor vendors who did a lively business based on their requests for "Change." There were 993 skins sold, and ten (10) skins withdrawn from the sale. While this sale was a long way from the sales of just a few years ago, it was an optimistic sale, as you can see from the table below.

2017 ISTA FUR SALE SUMMARY

Specie # Pelts	GRADE	Low / High	Average	Total
MUSKRATS				
11	Small/Damaged	\$ 0.50 - \$ 1.50	\$ 1.07	\$ 11.75
127	Medium / Large	\$ 1.50 - \$ 3.75	\$ 2.33	\$ 296.50
242	XL / xxl	\$ 3.00 - \$ 6.00	\$ 4.97	\$1203.75
64	XXL / XXXL	\$ 6.00 - \$ 7.00	\$ 6.34	\$ 406.00
MINK				
7	Small / Damaged	\$ 2.00 - \$ 5.00	\$ 4.00	\$ 28.00
11	Medium / Large	\$ 5.25 - \$ 8.50	\$ 6.36	\$ 70.00
23	LARGE / XL	\$ 8.25 - \$21.00	\$ 9.12	\$ 209.75
RACCOON				
122	Carcass / Grease	\$ 2.00 - \$ 4.25	\$ 3.12	\$ 380.25
1	Small / Medium	\$ 1.50	\$ 1.50	\$ 1.50
11	Lg / xl	\$ 2.00 - \$ 2.75	\$ 2.25	\$ 24.75
24	XL /xxL	\$ 1.00 - \$ 3.75	\$ 2.88	\$ 69.00
78	XXL /xxxl	\$ 3.75 - \$ 6.00	\$ 4.63	\$ 361.50
30	XXXL+	\$ 5.50 - \$ 7.00	\$ 6.43	\$ 193.00
41	XXXXL++	\$ 9.00 - \$ 9.50	\$ 9.11	\$ 373.50
COYOTE				
3	Carcass	\$ 17.00	\$17.00	\$ 51.00
16	Grease	\$ 5.00 - \$ 13.50	\$ 9.88	\$ 158.00
40	Small / Damage	\$ 2.00 - \$ 15.00	\$ 8.58	\$ 343.00
19	#1	\$22.00 - \$36.00	\$29.68	\$ 564.00
25	#2	\$16.00 - \$25.00	\$19.80	\$ 495.00
RED FOX				
5	All Pelts #1 / #2	\$10.00 - \$18.00	\$14.00	\$ 73.00
BEAVER				
1	Carcass	\$ 6.00	\$ 6.00	\$ 6.00
20	Grease	\$ 4.00 - \$ 7.50	\$ 5.83	\$ 116.50
1	Damaged	\$ 1.00	\$ 1.00	\$ 1.00
19	Small / Medium	\$ 3.00 - \$ 8.00	\$ 4.50	\$ 85.50
6	MED. /LARGE	\$ 12.50	\$12.50	\$ 75.00
1	XL / XXL+	\$ 16.00	\$16.00	\$ 16.00


OPOSSUM				
32	All pelts	\$ 0.25 - \$ 1.25	\$ 0.61	\$ 19.50
OTTER				
7	All Pelts	\$35.00 - \$40.00	\$35.71	\$ 250.00
SKUNK				
1	All Pelt	\$ 4.50	\$ 4.50	\$ 4.50
SQUIRREL (Red)				
5	All Pelts	\$1.25 - \$ 7.50	\$ 2.50	\$ 12.50

If you watched your expenses closely, you may have been able to pay for the gas you used collecting your furs. Hopefully you have some left over for a trip to one of the coming Conventions. See you there.

On April 29th, the ISTA will be holding a Membership Board meeting at the Hoosier Youth Challenge Academy Home Camp located at 8577 E. 300 S. (Hancock County), Carthage, IN 46115, beginning at 10 am EST. BEWARE that Carthage is in Rush County, so if you get to Carthage, go west into Hancock county and not east to that address. We are planning on doing some kids stuff, have some demos, and in general have a good time. The Gate will be open Friday evening for those who might like to camp out for the night. A field is available for tents, and a Dorm is available with beds. You bring your sleeping bag or covers and a pillow. Hope to see you there.

Watch your top knot. Keep your eyes along the skyline.


Fred "DR" Philips, DVM
Pres. ISTA



ANIMAL HOSPITAL OF CENTERVILLE
DR. FRED PHILIPS
1100 EAST MAIN STREET
CENTERVILLE, IN 47330

TELEPHONE: (765) 855-1450
TOLL FREE: 1-888-860-8253

EMERGENCY SERVICES AVAILABLE



DEER, TURKEY & WATERFOWL EXPO FEBRUARY 23-26, 2017 PHOTOS



Left Photo: Indiana State Trapper Association (ISTA) members at left Paul Wadman and right is Tom E. Geisler in the ISTA booth at the Deer, Turkey & Waterfowl Expo 02-24-2017. Right Photo: This young man had his eyes on the .22 Cricket rifle then on me as I took this picture. When I was his age I would have wanted it too. (Photos by Ray Dickerson)



Left Photo: ISTA members left to right Tom Geisler (Poet), Byron Tiede (Honey Creek Fur Shed owner) and Tom Setser manning the ISTA booth. Right Photo: Farmers & Hunters Feeding the Hungry (FHFH) booth, left to right FHFH Coordinators Beth and John Mollet, their daughter Scarlets' family Jake, Sam and Jesse Kiphart. (Photos by Ray Dickerson)



Left Photo: Indiana Department of Natural Resources Hunter Education booth at Deer, Turkey & Waterfowl Expo. Here a youth is learning the basics of shooting electronically. Right Photo: Left to right, Good friends Frank Wyant and Bud Deniman (NWTF members) visiting with me at the Indiana State Trappers Association booth. (Photos by Ray Dickerson)

TRAPS & MORE



Easy Transfer Roll Cage 19/22 Sliding Door



Squirrel Assist Skinner



Traps 12/12/36



Fish Basket

DEALERS

See Their Advertisement in The Gad-a-bout John's Gun & Tackle, Red Barn Bait Shop, Scott's Ace Hardware & Tolliver's Hunting & Fishing

Ernest McCleery, Lexington, IN (812-866-4510)



Best STOP Auto Care 2 Salisbury Rd., Richmond, IN

Complete Auto Service

"Work at a price thats fair from people who care"

- Tune-ups
- Major engine work
- Brakes
- Cooling system service
- Transmissions
- Towing

Courteous, Friendly Service
Questions? Just Ask! We're Here To Help!
Pick up & delivery service available

CALL US TODAY
765-935-3849





Indiana Slab Masters



by Jim Raymer

President & Founder of the Indiana Slabmasters

Tanners Creek ISM 2017 Classic Site

This year the Indiana Slab Masters have selected Tanners Creek as the 2017 Classic Site. For those of you that have never ventured to the Tanners Creek/OH River area have really been missing out! Located an hour and a half from Indianapolis, Tanners Creek launching access is located in Lawrenceburg, IN. The Tanners Creek Launching facility is a real surprise. The facility has a very large parking lot that is well lit and there is parking for several hundred trucks and trailers. There are two launching ramps that are easily accessible to Tanners creek. There are mooring docks, trash cans, restrooms and other amenities. The Host hotel is very clean and the staff is very friendly. The Host Hotel for the Classic this year is the Riverside Inn, located at 515 Eads Parkway, US 50, Lawrenceburg, IN 47205. The Host hotel is about a 10 minute drive from the Tanners Creek ramp. There are plenty of places to eat close by as well. The Riverside Inn has also given our club a special price if you go down for fishing and decide to stay. All you have to do is show the Riverside Inn your Indiana Slab Masters Membership Card and they will honor the special discounted rate for their rooms through the classic.

Tanners Creek is one of 9 creeks that you can fish on the Indiana side with only your Indiana Fishing License. If you have your Ohio fishing License or Kentucky fishing license there are many more creeks available upstream for the Ohio creeks, and all along the Kentucky side of the river there are many creeks as well. Each one of these creeks have a different offering and types of cover. All the cover no matter how shallow seems to hold decent fish in this stretch of the river. As you run downstream on the Ohio it is surprising how clean the entire area is. The main river is no harder to navigate than any lake the club has ever fished on. The average depth on the Ohio is well over 40 feet

deep, so navigating the area is not very difficult. If you watch your map on your GPS as you go downstream you will see the entrances to the creeks on the right side. When entering the creeks you may encounter a shallow spot near the mouth. This is not uncommon and usually only lasts a few feet and you will get back into fishable depths. Tanners creek is a very good creek for crappie. This creek runs upstream over 6 miles and has standing timber, lay down trees, stumps, and all kinds of open fishable water. Spider rigging can easily be utilized in most of the creeks.

The next creek downstream is North & South Hogan. These creeks have good populations of crappie and plenty of cover for them to hide. The North and South Hogan creek area has been a known tournament winning area in the past along with Laughery Creek. Another couple of miles downstream and you will find Laughery Creek. This Creek is a very popular creek and holds good crappie. Laughery Creek is a relatively deep creek that seems to get deeper as you go upstream. There are a lot of varying conditions you will find in the upper reaches of Laughery Creek as well.

A few more miles downstream and you will find Arnold Creek. Arnold Creek has a good launching ramp and parking lot, but during normal water levels there is not much water in this creek and fishing can be spotty at best. Not far downstream from Arnold you will find Grants Creek. Grants is a shallow creek but does hold crappie. The next three downstream that are all popular for crappie fishing are Goose Creek, Bryant Creek, and Turtle Creek. If the current on the river is not too strong, crappie can be plentiful on the main river as well. Indiana has a reciprocating license with Kentucky that you can fish the shore on either side of the river as long as you don't go up in a Kentucky creek without a Kentucky fishing license.

My advice for catching crappie on the Ohio River is to not be afraid to fish shallow. A minnow under a float fishing around stumps and timber is a simple tried and true way to catch good crappie here. Some of the winning techniques from Tanners Creek Indiana Slab Master Club Tournaments in the past have been spider rigging, swimming jigs, and vertical jigging. Sometimes it seems it requires tipping jigs with minnows as a competitive way to catch fish in the river. This is all very beautiful water and it is one of the best kept secrets in our state. Crappie in the Ohio River and its tributaries hold very large populations of crappie, and some of the best average size crappie of

any lake around. I hope you get a chance to visit the Tanners creek area. Just think shallow and keep it simple and you may have some of the most fun you have had fishing in a long time!

Marion's Greenhouse

4 miles North of 256 on Hwy 3, Deputy, Indiana

812-866-2856/701-2240

Mon-Sat 8 am - 5 pm Sun 12-4 pm

BULK SEED

EARLY VEGETABLE PLANTS

ONION SETS — SEED POTATOES

RHUBARB - ASPARAGUS - BERRIES

SOILS - MULCHES - FERTILIZER

ALL OF YOUR GARDENING NEEDS!

INDIANA SLAB MASTERS

2017 TOURNAMENT SCHEDULE

- Saturday April 1 Patoka Lake
 - Saturday April 15 - Cagles Mill (Cataract Lake)
 - Saturday May 13
Lake Shafer / Lake Freeman (Choice of lake)
 - Saturday & Sunday June 3 & 4
Mississiniwa / Salmonie Super Event
 - Saturday June 24 - Lake Monroe
 - Saturday September 9 - Brookville Lake
 - Saturday September 23
Mississinewa / Salamonie (Choice of lake)
 - Saturday & Sunday October 14 & 15
Tanners Creek / OH River Lawrenceburg, IN
(Classic is for members who fish at least 4 events)
- SLAB MASTER MEMBERSHIP \$30.00 PER YEAR**
\$40.00 to fish each Tournament
Easy Sign up, show up at 5:30 a.m. at Tournament
<http://www.indianaslabmasters.com/>
<https://www.facebook.com/IndianaSlabMasters/>
For Information call: 317-752-8440

Bozarth Country Store

On The SALAMONIE RESERVOIR

- Fishing Tackle
- Hunting Equip
- Camping Supplies
- Boating Equip
- Save BIG



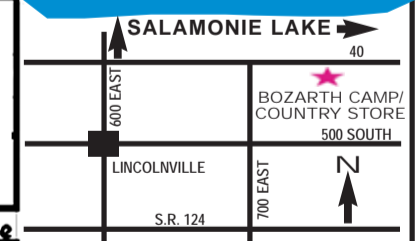
LARGEST Selection of Cast Iron

BOZARTH 2016 CRAPPIE TOURNEYS
Sat May 20th / Sat June 10th
Sat Aug. 26th / Sat Sept. 30th
For Info Call Ryan 765-981-4522

SEASONAL CAMPSITES AVAILABLE

Seasonal Rates - Full Hookups
"SIGN UP NOW"

1 mile east & 1 mile north of Lincolnville



We Have A Large Breakfast & Sandwich Menu

- Campstore / Grocery
- Fishing Tackle, Live Bait & License
- Camping & Hunting Supplies
- Cold & Hot Drinks
- Ice - Pizza - Sausage - Hot Dogs
- Snacks & Sandwiches



- Hunting Check In Station**
- Banquet Room w/Kitchenette
- Arcade Game Room
- Showers (All Year)
- Boat Storage (Inside)
- LP Gas Refill Station

765-981-4522
7309 East 400 South
Wabash County
Lagro, IN 46941

We Proudly Carry Bass Pro Products
Save on Shipping



Open All Year - 6:00 AM to Dusk

KOKOMO MARINE SALES & SERVICE



OVER 40 YEARS OF MERCURY MARINE SERVICE
Mercury / Mercruiser Master Technicians
• Spring Tune-ups • Storage
2000 North Phillips - Kokomo, IN
(765) 457-2202
Website: kokomomarine.net

Dale Hardy Supplies
 Just 2 Miles North of US 24 on US 35
Logansport, Indiana
(574) 753-6843



• Houndsmen Dog Boxes • Cajun Lights
 • Nite Lites • Hunting & Trapping Supplies
 • Diamond Dog Food
 • Red Wing Shoes • Carhartts
 • Horse Supplies & Tack • Custom Leather

Carhartt Monday - Friday 9-6
 Saturday 9-5
 Closed Sunday
 Hard at work since 1889.
dalehardy_supplies@hotmail.com

Pioneer Village


Ethanol-Free Gas Live Bait

Firewood Hot Food

Bio-Diesel Propane

Fishing License and Lots More

Jct of Hwy 256 & Hardy Lake Road
 812-794-2769



NEW & USED PARTS
 FOR
**CRAWLERS
 TRACTORS
 BACKHOES,
 EXCAVATORS & SKID STEERS**

Engine Kits...Injection Pumps...Hyds
 Tires & Wheels...Drive Trains...Front Axle

Mon - Fri 8:00 am to 5:00 pm
www.worleytractor.com

Worley Farm Salvage
 812-883-4313 / 800-854-4313
 Campbellsburg, IN



Misfires & Snags



by Dan Graves

PRIMITIVE BASS FISHING

Once again the lure of fishing for Florida's legendary large mouth bass has drawn me to Stewart Lake in the western pan handle. Located in Destin, this fifty acre lake is known for its population of hungry bass and the rugged terrain surrounding it. To the north are imposing structures 22 stories in height while the east and south skylines cast shadows 13 stories high on the surface of the lake. Surrounding the lower north and western shores are monolithic single and two story structures that add a sense of remoteness to the scene. Overhead, gulls and pelicans soar while fifteen miles northwest, Eglin Air Force base dispatches its daily flights of F-35 fighters on sorties over the gulf, the roar of their passage thundering off the surrounding structures, creating a perfect setting for exciting bass fishing.

Stretching across the middle of the lake is a man made structure called a boardwalk, complete with a gazebo at its center. This boardwalk is a popular walkway for the local part-time natives and their dogs who stroll across it at all hours of the day, making for the occasional exciting cast for the angler. The possibility of snagging an elderly lady's Pekingese on a lure adds a little threat to the possibility of an angler being whapped on the head by a cane wielded by an irate senior citizen. For the fisherman who enjoys a small element of danger in his fishing, the lake compares to any piranha filled body of water in South America.

I knew I was in for a good season when my first cast on January 2nd produced a 12 inch largemouth. Unlike the two previous years I decided to keep a score card as a record of the number of fish caught. By the end of the month the score stood at forty eight fish ranging from the size of a big hot dog to over three pounds. At the time of this article I've drug in

sixty-three bass in a setting comparable to rush hour on Fifth Avenue in New York City. Unseasonably warm weather has kept the water temperature higher and the fish active, unlike previous years when colder weather produced fewer results. In addition, I paid closer attention to what lures other anglers were using and finally settled on a seven inch dark purple ribbon tailed worm filled with sparkly stuff. It looked like a possible ear decoration worn by the madam of a house of ill repute. But, it has been effective.

Like all prime fishing spots in remote areas, I found that I had to share space with other anglers who had also discovered it. It was considered as courteous to stop and ask the age-old question:

"Ketchin' anything?"

"Yep. Caught a 12 incher."

"Whacha usin'?"

"Black Rubber Grubber Bass Buster. You doin' any good?"

"Just got here. Gonna try a Purple Passion Sparkle Tail Bass Bugger."

As a rule, the dedicated fishermen, about a dozen or so who show up every day, begin their greetings by first names and fall into casual conversations on subjects covering everything from their golf game to politics to how their latest colonoscopy came out. However, it's sometimes difficult to concentrate on fishing as the boardwalk walkers stop and ask:

"Ketchin' anything?"

"Yep. Just caught a forty pounder."

"What kind was it?"

"An Argentina red sand shark."


"What kinda bait are you using?"

"Argentina red sand shark night crawlers."

It wasn't surprising to see eyes widen and mouths formed into oh's, especially with the ladies from New York City who had just been spoofed by a Hoosier hick. I guess I should be ashamed of myself, but after all, they shouldn't be walking their dogs in prime fishing territory.

In one incident, I was retrieving and had just felt a fish pick up the lure when I felt a wet dog nose on the back of my leg. Flipping the bail to let the fish run and take the worm, I turned as the dog's owner tried to pull the pooch away. At that moment two ladies stopped close behind me and asked the owner about the breed of his dog. While they engaged in a conversation about canine species I couldn't set the hook for fear of whipping a welt on someone's head. I managed to inch myself out of the crowd, but the fish had apparently got tired of waiting for any action and spit out the worm. I was tempted to kick the dog and take my chances in outrunning its owner.

One day, after tiring of answering questions from curious walkers, I moved to the east end of the lake to try my luck from the bank. After a good cast and letting it sink to the proper depth I began the retrieve. A sudden stop felt like a big one had decided to take the whole thing in one gulp. I waited a few seconds and set the hook. The rod bent and I began reeling in, but the fish wasn't struggling. Just a steady but strong resistance. Anxiously, I finally drug onto the bank---an old beer can. Somehow, the hook had managed to slip into the teeny hole in the pull tab on top of the can. I sat down, pulled out my calculator and with the help of some of my favorite algorithms, determined the odds of that hook finding a hole no larger than 1/4 of an inch in fifty acres of water. The answer came out to be about the same as catching an Argentina red sand shark from a lake in the middle of a huge complex of high rises peopled by crowds of snow birds from New York City.



GLOVES-WOOL-BLANKETS-PINS-PATCHES-BOOKS-BELTS-KNIVES-INCENSE-AND LOTS MORE

War souvenirs
 See Miles or Sharrie
 216 South 8th Street, Richmond, IN 47374
 Bus. (765) 966-0417
 1-800-686-2769
hhq313arty@frontier.com

LOG HOME CENTER AND SUPPLY
 QUALITY - INTEGRITY - TRADITION

10% Off all Yeti coolers
 ≠ Gear with ad



NOW IN STOCK
YETI

LOGHOMECENTER.COM - 1.800.773.6223
 16907 MYSTIC RD. NOBLESVILLE, IN. 46060

Ludco Inc.
 formerly Ludco Gun Shop
(NO GUN OR AMMO SALES)
 Same Location Since 1972

- Live Bait & Tackle • Reloading Supplies • Archery
- Muzzleloading & Trapping Supplies • Slings • Gun Clips & Parts
- Gun Stocks • Extra Gun Barrels • Cleaning Supplies
- Pocket Knives • Scopes & Mounts • Bow Fishing Supplies
- White & Garrett Metal Detectors • Plus a lot more

146 W. Washington St., Parker City, IN.
 765-468-8136 (shop) 765-730-3084 (cell)
 Mon. - Fri. 9 a.m. to 6 p.m.
 Sat. 9 a.m. to 4 p.m. Wed. and Sun. Closed




A crowd of polar plungers gather and head toward Whitewater Lake, the water temperature was 41 degrees and the air was in the low 20's. (Frame's Outdoor Photo)



Preparing to take the plunge at the 1st Annual Polar Plunge held at the Whitewater Memorial State Park are Eric, Jeff and Tyler Frame (Frame's Outdoor Photo)

Outdoors With Lonnie



by Lonnie Snow



We were Freezin' for a Reason On February 25, 2017

Our Special Olympics, Liberty, Polar Plunge exceeded our expectations. It took 5 years to convince Indiana Special Olympics to allow us to host the plunge at Whitewater Memorial State Park. They feared we may not have the ability to have a successful plunge since our Area 9 Counties are much less populated by businesses and people. They did not expect us to meet the challenge they set for our first plunge which was a goal of 100 plungers and to raise over \$20,000. To our surprise we had 118 plungers and raised nearly \$25,000.

To start the plunge off, some Special Olympics athletes, plungers, volunteers, and our law enforcement, EMS, and Fire gathered at the Liberty Court House for a parade. The parade traveled to the plunge site which made a grand entrance with sirens and flashing lights. Our athletes enjoyed this as very few of them have ever had this kind of opportunity.

The weather provided us with a true Polar Plunge



Left Photo: Lonnie Snow taking the plunge into Whitewater Lake. A rescue diver keeps his eye on everyone in the water, just in case. Right Photo: Sonie and Lonnie Snow, their hard work made all of this possible. (Lonnie Snow Photo)



experience. It was near 68 degrees on Friday and dropped to low 20's on Saturday with a water temperature of 41 degrees. It was snowing and the wind was blowing. There was no room for the meek, with their favorite team or costume, on the adventure from the beach concession to the plunge site. The return trip was even more remarkable after surviving a dash or dive into the lake. The looks on the faces coming out of the water as they gasped for a breath was priceless.

We had 62 plungers from Wayne and Union Counties. Three teams from our counties were the Snow Bandits, (Team Captain Lonnie Snow), Chilly Dawgs, (Team Captain Alvin Day), and Dots Food Ice Cold Perfection (Team Captain Lacey Snow). DOT Foods, Whitewater Valley REMC, and the Richmond Knights of Columbus were our three main donors.

After the plunge everyone was invited to the After Splash Bash held at Frames Outdoors in Liberty. Here our plungers were invited to share a BBQ sandwich, desserts and some drinks. There was a silent auction held which raised over \$2,400 and awards were handed out to our teams and plungers. Wayne County Snow Bandits won most money raised by a Team, with Chilly Dawgs coming in second. Lonnie Snow won the top individual raising the most money with Alvin Day coming in second. The Shelbyville Icers won the most money raised overall.

The Area 9 Special Olympics Team would like to thank you all for a very successful plunge. It is heartwarming when communities come together to support an event such as this for Special Olympics ath-

letes. Special thanks go to the employees at Whitewater Memorial State Park who provided exceptional service to make this event happen. Frames' Outdoors was a wonderful place to host the After Splash Bash. The Liberty Fire Department and the Indiana Conservation Officers provided us a safe environment to plunge. The Franklin County Sheriff



JOHN'S GUN & TACKLE

OWEN'S DOG BOXES
HUNTING LIGHTS / DAN'S HUNTING CLOTHES
GARMIN TRACKING SYS. / DOG LEADS & COLLARS

ARCHERY SUPPLIES / BOWTECH BOWS
INDOOR ARCHERY RANGE / TECHNO HUNTING SYS.

MUCK BOOTS / RELOADING SUPPLIES
LONG GUNS / HAND GUNS / AMMO
FISHING TACKLE, SUPPLIES & LIVE BAIT

Owners: John & Cora Durham
 Manager: Enos Amburgey
 HOURS: Monday thru Saturday 8 am - 6 pm
 Sunday 9 am - 5 pm

200 N. Highway 3 & 7
 North Vernon, IN 47265
 812-352-7075



BEST PAWN

BUY • SELL • TRADE
GUN TRANSFERS

- CASH LOANS
- GOLD & SILVER
- HANDGUNS • FIREARMS
- CARS • TRUCKS
- HEAVY EQUIPMENT • TRAILERS



Call Us:
765-939-PAWN
(7296)

Hours: Mon-Sat
10 am - 7 pm
Closed Sunday

1700 N.W. 5TH ST.
RICHMOND, IN 47374

WEBSITE: www.bestpawnindiana.com

CABINET FACTORIES OUTLET OF RICHMOND




SEE US FOR:

- Cabinets By Schrock • Countertops (Granite & Formica) • Sinks & Vanities

Visit our Discount Room - All Cabinets \$69.00 or less / Free Estimates / We Deliver

633 South H Street, Richmond, IN 47374 - 765-966-3875

Hrs: T-F 8 am-5 pm / Sat 8 am-12 pm / Closed Sun & Mon - Website: cabinetoutletofrichmond.com



Top Left: Two Polar Plungers standing beside Freezin' For A Reason "Paw Bear" at Whitewater Lake. Top Right: Polar plungers exit Whitewater Lake on the run. Bottom Left: Indiana State Trooper and young man do a high 5 after accomplishing their plunge. Bottom Right: Group of five plungers head for the shore as Indiana CO Graham Selm (rescue diver) keeps a watchful eye on them, just in case.

Department and their youth Explorers' provided parking and security. The Union County Sheriff Department and Liberty Police, along with Ems units, led the parade out to the plunge site from Liberty. The Liberty Lions Club provided coffee, hot chocolate, and transportation for parking. Thank you Union County Development Corporation Director, Melissa Browning, for all your help in getting the Liberty Community and Richmond Radio

stations involved in this event.

We are looking forward to next year. We hope to grow our event to 150 plungers and who knows what we can raise. We will be using part of the money raised to start a new Special Olympics Program in Union County. We will also be hosting our first Special Olympics track meet on May 6, 2017 at the Union County High School Track. We will be bringing 150 athletes to this event and are asking the com-

munity to come enjoy the event. We are looking for a minimum of 20 Union County High School students to assist with this event. They will receive a T-shirt and credit for Community Service.

In closing, the year 2017, has been unprecedented with these two special events for Special Olympics. Thank you, from all the Special Olympic Athletes. We are looking forward to the future.

Local Businesses who donated to our plunge were: Woodruff's Super Market, Liberty Lions Club, Ramey Plumbing & Heating, State Farm Insurance (Carl Sharp), Pollitt Pit Stop, Patriot Auto Sales, Frames Outdoors, Kroger's of Connersville, Knights of Columbus Lodge 580, Whitewater Valley REMC, Farmers Tanning, Frisker's Restaurant, DOT Foods, Whitewater Valley REMC, Buffalo Wild Wings, Miles Richmond Builders, Liberty Church of Christ, Edwards Memorial United Methodist Church, Liberty Bell Restaurant, Ray Dickerson (The Gad-A-About), Liberty Herald Newspaper, J's Dairy Queen, Kicks 96 Radio Station, Gilman's Home Hardware, Grove Vet. Clinic, Campbell Auction, Dr. Burley dentistry, KB Brown Septic Service LLC, Major Hospital, The Trophy Shop of Connersville, D&S Pizza and Subs, Gena Lee's Photography, Becky Lingg (cake decorating), and Wilbur's Last Ride BBQ.

THANK YOU

9 GUNS

BUY SELL TRADE
Pistols / Handguns / Rifles / Shotguns
2213 S. Scatterfield Ste. #6, Anderson, IN 46016
Phone: 765-646-9000 / Fax: 765-646-9010
Hrs. MF 10am-6pm / Sat. 10am-5pm / Closed Sun.
FACE BOOK: [9-GUNS](#)
WEBSITE: www.9-guns.com
E-MAIL: contact@9-guns.com

RIHM INC.
CAMBRIDGE CITY INDIANA 47327
FOODS

CUSTOM HOG & BEEF PROCESSING
"Venison Sausage and Hams"
Custom Curing
Hickory Smoked Hams & Bacons
CATERING
(765) 478-3426 1-800-846-6328
www.rihmfoods.com

Your roof is too important to trust to just anyone.
TRUST THE PROS AT HATZELL BROS.

HATZELL BROS.
STANDING SEAM SOLUTIONS LLC

Specializing in Standing Seam Metal Roofs
Residential and Commercial • Several Colors and Panel Options

FREE ESTIMATES

8649 W ST RD 67, Redkey, IN. 47373
Office (765) 369-4067
Fax (765) 369-4071
email: hatzellbros@comcast.net

EXCELL METALS

MANUFACTURER OF METAL ROOFING & SIDING • OFFICE: (765) 369-4067 • FAX: (765) 369-4071
E-MAIL: hatzellbros@comcast.net or Website: www.hatzellbros.com

RUSTIC ACRES WOODWORKS
CALL 765-886-5699

Swings • Gliders • Lounges • Picnic Tables • Chairs • Night Stands
Beds • Log Home Railings
Rustic Post & Rail Products
And Much, Much More!
Retail and Wholesale

WILLIAMSBURG
RUSTIC ACRES
NEW GARDEN RD.
FOUNTAIN CITY
CENTERVILLE
CENTERVILLE
N
US HWY 35
ROUND BARN RD.
RICHMOND



Left Photo: Visitors to Smokin' on the Water BBQ Festival have a variety of food and booths full of interesting items for sale. You'll be walking through history in Treaty Line Pioneer Village. Right Photo: One of the many BBQ food vendors set up in the village. See aerial view of Treaty Line Pioneer Village on page 17. (Photos by Ray Dickerson)



Smokin' on the Water BBQ Festival By The Lake May 5,6,7, 2017

Article & Photos by Ray Dickerson

The Smokin' on the Water BBQ Festival By The Lake will be held on May 5,6,7, 2017. The barbecue contests are open to all who want to participate. Everything you need to know about participating can be found on the Liberty Lions Club website, whether you want to enter barbecue contests, set up a vendor booth, volunteer to help during the festival or just attend as a spectator. Parking is free and there is no admission to attend this event. There is handicapped parking near the front gate.

The website is www.libertyindianalions.com. You can link onto their website by clicking on the above website with your computer mouse. Their website is up to date and ready for you to log on. The 2016 data is up to date also. When the website opens you can view the Schedule of Events on the opening page.

DAILY SCHEDULE OF EVENTS MAY 5-7, 2017

Thursday May 4, 2017

10:00 am Set up of BBQ and Vendor booths Begin, Set up of Tractor Show Begins
8:00 pm Set up of booths Ends for the Day
Attention: Set up of booths will resume at 7:00 am on Friday & at 7:00 am on Saturday. Set up of booths will close at Noon on Friday and at 9:00 am Saturday. All set up activities should be completed prior to the opening of the festival each day.
NOTE: No in and out traffic of trucks and other automobiles during the open hours of the show. Also, no early departures / booth closings without the express approval of the organizer. (These

would only occur for emergencies, or for special circumstances that have been cleared prior to the event.)

Friday May 5, 2017

9:00 am KCBS Meat Inspections for Saturday's BBQ Contest Begins
Noon BBQ Festival Opens; Flag Raising Ceremony Begins; Antique Tractor Show Opens; Food Booths Open; Craft Fair Opens; Merchandise Vendors Open, Carnival Opens
5:00 pm KCBS Cooks' Meeting for Day 1 (Saturday) Contest Begins-in Praise Auditorium
6:00 pm Live Music - John Kogge and the Lonesome Strangers-On Stage (Outdoors)
9:00 pm Flag Lowering Ceremony Begins; Festival Closes for the Evening

Saturday May 6, 2017

9:00 am BBQ Festival Opens; Flag Raising Ceremony Begins; Antique Tractor Show Opens; Food Booths Open; Craft Fair Opens; Merchandise Vendors Open; Carnival Opens; Garden Tractor Weigh Ins Begin; KCBS Meat Inspections for Sunday's BBQ Contest Begins
10:00 am Garden Tractor Pulling Begins; KCBS Cooks' Meeting for Day 2 (Sunday) Contest Begins - in Praise Auditorium (If needed)
10:30 am KCBS Judges Registration Begins- in Praise Auditorium
11:00 am Joy River Band on porch of Blue House.
12:00 pm (Noon) Day 2 KCBS BBQ Contest Judging Begins
12:00 pm - Chicken
12:30 pm - Pork Ribs
01:00 pm - Pork
01:30 pm - Beef Brisket
02:00 pm - Anything Butt
02:30 pm - OBR Mystery Meat; Live Music - Edge of Addiction (Southern Rock) - On Stage (Outdoors)
04:00 pm - Awards Ceremony; BBQ Contest Awards for the Day 1 (Saturday) Contest are Presented (In Praise Auditorium)
7:00 pm Flag Retirement Ceremony Begins - Troop 40 - in the area between the cabins and the school
7:00 pm Edge of Addiction on stage "Southern Rock."
9:00 pm Flag Lowering Ceremony Begins
 Festival Closes for the Evening

Sunday May 7, 2017

9:00 am BBQ Festival Opens; Flag Raising Ceremony Begins; Antique Tractor Show Opens;

Food Booths Open; Craft Fair Opens; Merchandise Vendors Open; Car/Truck/Bike Show Registration Opens

9:30 am Church Services Begin in the Yellow Meeting House
10:30 am KCBS Judges Registration Begins - in Praise Auditorium
11:00 am Live Music Begins - David Wayne (Nashville Recording Artist) - In front of the Store, and near the Outdoor Stage
12:00 pm (Noon) Day 2 KCBS BBQ Contest Judging Begins
12:00 pm - Chicken
12:30 pm - Pork Ribs
01:00 pm - Pork
01:30 pm - Beef Brisket
02:00 pm - BBQ Sauce
02:30 pm - Anything Butt
03:00 pm - Showmanship
04:00 pm - Awards Ceremony
12:30 pm Car Show Registration Ends; Car Show Judging Begins
03:00 pm Car Show Awards Ceremony Begins; BBQ Judging Concludes
04:00 pm BBQ Contest Awards for the Day 2 (Sunday) Contest are Presented (In Praise

WEEKDAYS 9-6 **SATURDAY 9-12**

(812) 752-5466
 800-521-5344
www.candtcycles.net

15% OFF ALL ATV ACCESSORIES IN STOCK
10% OFF SPECIAL ORDERS
 We Service All Major Brands of ATV's
 From Oil Changes to Complete Rebuilds
 Hwy 31 S. in Scottsburg, IN. Just Off I-65
 30 Mile. N. of Louisville — 85 Miles S. of INDY.

Gittin Jiggy With It
Bait & Tackle Store

765-524-6484

Why shop here?? Why shop anywhere else! We love fishing as much as you do!
We are here for you, and open 7 days a week
 Special orders are always welcome!
 Like us on [FACEBOOK Gittinjiggywithitbaitandtackle](https://www.facebook.com/Gittinjiggywithitbaitandtackle)
 Need extra bait for an upcoming trip? Call ahead-we also sell in bulk.
 Lots of new, unique, and custom stock coming in the spring! Fish On!
4277 E SR 36 (Corner of 36 & Messick Rd) • Mooreland, IN 47360

WILDFIRE MOTORS
 BAD CREDIT, NO CREDIT, NO PROBLEM

CARS ~ TRUCKS ~ SUV'S
 4741 National Rd West (Corner of US 40 & Airport Rd) Richmond, IN 47374
CALL: 765-939-FIRE (3473)
 E-mail: wildfiremotors1@gmail.com / Website: wildfirerichmond.com

NOW OPEN AT 4099 NATIONAL ROAD WEST
WILDFIRE SERVICE CENTER
COMPLETE AUTO SERVICE - STOP BY TODAY!



Left Photo: Contestants entered in the Car Show in 2016. The show featured cars of all description and age, enter your car in 2017. Right Photo: The trophies that was awarded the winners of the 2016 Smokin' on the Water BBQ Festival Car Show. Enter your vehicle in this year's event, take one of these trophies home in 2017. (Photos by Ray Dickerson)

Auditorium)

5:00 pm Festival Closes

(All times and events subject to change.)

Above the Schedule of Events is a list of the Lions Club activities, click on "Smoke on the water" and the following items appear: *Event Photos, Barbecue Cooker Reg. Form, BBQ Judge Application Form, KCBS BBQ Rules, BBQ Prize Money & Trophies, KCBS BBQ Contest Results, BBQ Festival General Info, BBQ Judges Expected, BBQ Teams Expected, Vendor Registration Form, Antique Tractor Show Reg. Form, Car Show Registration Form, Garden Tractor Pulling, Crafts, Vendors, Etc., Live Music, Sponsorship Opportunities, Sponsors, Civil War Re-enactment Unit.* Click on any of the above items that pertain to the information you are needing to know about.

Something new for Smokin' on the Water BBQ Festival this year is a mystery meat challenge for BBQ Teams who want to participate. The Liberty Lions Club is trying to raise a little bit of money for "Operation Barbecue Relief. Which is a non-profit organization that goes around where disasters around the country have happened. The Joplin tornadoes is what triggered the people to

initiate "Operation Barbecue Relief." It started out with the tornadoes out in Missouri and has included other disasters such as floods, fires or what ever the emergency is that food is needed there. Volunteer Barbecue Teams are going around to these events cooking food and providing it, not just for the victims, but also for rescue workers, the police, firefighters, first responders, etc. Their goal is so that everyone has at least one good meal that day. Operation Barbecue Relief has given out over a million meals for free. The "Mystery Meat Challenge" will help raise some money for Operation Barbecue Relief.

All those involved with going to the disaster areas do so by donating their time, they also pay for every expense they incur out of their own pocket. Donated money is what pays for the food they prepare for the victims. It is a very worthwhile cause.

Many of the barbecue teams that attend Smoke on the Water participate in donating money to Operation Barbecue Relief.

Smokin' on the Water BBQ Festival has barbecue contestants coming from Ohio, Illinois, Wisconsin, Georgia, South Carolina, Maryland, Kentucky and of course Indiana.

They have a judge that hails from California.

The KCBS style of barbecued meat is recognized around the world.

So if you have an inkling to try your luck at barbecuing meat at Smokin' on the Water BBQ Festival, why wait. Sign up, you don't need any fancy equipment to begin with. As you work your way into the winning category, you will naturally learn better ways to cook and compete.

Everything you need to know can be found at www.libertyindianalions.com . If not, you can also call Carl Sharps Cell: **765-580-0215** or e-mail him at carl.sharp.c9mm@statefarm.com .



DIRECTIONS TO SMOKIN' ON THE WATER FESTIVAL

AERIAL VIEW OF SMOKIN' ON THE WATER BBQ FEST



Woodruff's Supermarket
 10 South Main St., Liberty, IN
Full Service Meat Department
 Produce, Dairy, Groceries & General Merchandise
 Hrs: Monday - Saturday 6 am - 9 pm / Sunday 6 am - 7 pm
BAKERY - DELI - IN STORE PHARMACY
 Donuts, Cakes, Cookies, Pies, & Rotisserie Chicken
 "Get Everything You Need At One Handy Location"
Call Us At 765-458-6213
www.woodruffsupermarket.com

Why Cook Tonight, When We'll Deliver It right?
\$2.00 OFF ANY 16 INCH PIZZA
 BRING THIS COUPON
Pizza King
 Good to the Very Edge!
 DINE IN
 CARRY OUT
 DELIVERY
 (765) 458-5775
 Hours: Sunday thru Thursday 10:00 am - 9:00 pm
 Friday & Saturday 10:00 am - 12:00 am
 201 NORTH MAIN STREET - LIBERTY, IN 47353



Left Photo: Display case of assorted Civil War buckles and fasteners. Right Photo: Buttons in a wide variety of domed and flat, large and small. (Photos by Rich Creason)

Outdoors



With Rich Creason

Civil War Relics Can Still Be Found

For whatever reason, people collect a lot of different items. Some collect coins or stamps, others accumulate old bottles or glass insulators. A few search for rare books, while occasionally you can find people who even feel collecting old matchbooks or pieces of string is fun. So when saving various memorabilia from different wars is someone's hobby, it's not that unusual.

We have a bunch of friends whose interest is finding and identifying relics from the Civil War. They got us interested in this hobby. While we

don't have a lot of pieces, we have enough to show at school or scout groups or even at nursing homes. Some of those elderly people will even tell us stories about their relatives who fought in that war.

Part of the enjoyment of our collection is researching what the relics are, what they were used for and by whom. Certain items can be shown to be from either the Union or Confederate side. The easiest of these would be belt buckles with "US" or "CS" stamped in the metal. Often, buttons can be found which have a mark designating whether it was worn on an infantry or cavalry soldier's uniform. Other fasteners are marked to indicate which state the soldier came from. Even some of the lead bullets from that war can be shown to come from one side or the other.

But to us, the most fun part of our collection is actually finding these relics with our metal detectors. Granted, the sites for finding these items in the ground is becoming much harder. Three or four decades ago, many of our friends did a lot of research on Civil War battles, campgrounds, and movements along various trails. Of course, most of these locations were in southern states, but they found these areas, approached the landowner for permission and began searching with their metal detectors.

Back in those days, it wasn't unusual to find many bullets, buttons, harness buckles, and an

occasional breast plate, belt buckle, canteen, and other fairly rare items. Now, most of those sites are hunted out with only a few small items still available for the detector to locate. Unfortunately, Susie and I were late getting started, but, we did find a few relics including several items dating back to the Revolutionary War while hunting in Virginia.

We still are able to add to our collection by attending "paid" or "seeded" hunts. We pay an entry fee to compete in metal detector hunts where various Civil War items are buried in large fields or woods. Paid entrants line up around the designated area and wait for the starting gun. We begin swinging our machines until they "Beep". A quick flick with our knife or digging tool and out pops a bullet or button. Sometimes, a nicer prize will emerge from the ground, but usually the bigger and better items will be on display on one of the tables. If the lucky participant finds a metal token with a number on it, he takes it to the display, matches his number with a prize and claims that item.

At our last relic hunt in Texas, some of the prizes were display boxes with 6 or 8 nice bullets, or several bullets with a great uniform button or coin from the 1860's. One of the tokens was redeemed for a sword in excellent condition, another for a 12" cannon ball which took two people to carry. Lots of other great prizes filled sever-



Left Photo: This is our big display box. It holds about 50 assorted Civil War relics, all dug in various southern locations on private property with permission. Right Photo: Susie won this display at the Texas relic hunt last year. It has four large caliber Minie balls and one nice button with a lot of the original gold gilt on it. (Photos by Rich Creason)

Central GASES & SUPPLY, LLC

RED WING SHOES | ROCKY | Justin BOOTS
 Timberland | LACROSSE ESTABLISHED 1997 | RED WING SHOES
 SKECHERS | IRISH SETTER BRAND

WELDING GASES & SUPPLIES
 260-726-8584
 107 W. ROGERS ST. PORTLAND, IN
 (BEHIND PONDEROSA)

Heritage Goodhew Enterprises, Inc.

HERITAGE GOODHEW IRON HANGERS

STANDING SEAM METAL ROOFING
 New Installation & Metal Roof Repair
 765-857-2623
www.heritagegoodhew.com

"ACROSS FROM COURTHOUSE"

HOURS: Home Cooked Meals
 Tues - Sat 6 am to 1 pm
 Sundays 6 am to 1 pm
 Dine-In or Carry-Out

LIBERTY RESTAURANT
 7 West Union St., Liberty, IN 47353
 765-458-5223

VISA | MasterCard



Left Photo: Top row-Chess piece, Sword scabbard tip, Eagle button. Second row--round musket ball, Minie ball. Third row--Harness buckle, Knapsack hook. Right Photo: This case shows round balls and pistol bullets on top, damaged bullets in middle, and Minie balls on bottom. (Photos by Rich Creason)



Left Photo: This is Susie's cannonball found in a seeded hunt. I found the two pieces of shell fragments in a horse pasture in Kentucky. Right Photo: In this case is a chewed bullet, a piece of harmonica reed and the round lid from a ladies compact in the Civil War era. (Photos by Rich Creason)

al tables. Susie won two of the display boxes with assorted items in them.

We have attended similar hunts several times just north of Richmond, Virginia. Each time, we both found about 100 items in the ground and occasionally a token for something bigger. Susie won her cannonball at a relic hunt. We were invited to a hunt in Mississippi last fall, but had a conflict with their date. We hope to attend it next year.

Besides bullets and buttons, we have found several types of knapsack hooks, small harness buckles, and other types of fasteners. Buttons are

a fairly common find, even in fields in Indiana. We don't find many bullets here because there wasn't a lot of fighting in this state, but, the soldiers wore their uniforms home from the war and continued to wear them daily losing buttons for us to find. Most have an eagle with wings spread and often other markings. Some are large coat or uniform buttons, some smaller shirt buttons, and we even find tiny cuff buttons. Some are domed and some flat. There is a wide variety of buttons and books to help identify them.

We also find more unusual items with our detectors. When a soldier had a lot of time in camp between skirmishes or battles, they carved the soft lead bullets into chess pieces. We have a couple which were probably pawns in the set. We also have several round balls which have teeth marks in them.

When a soldier was injured, in place of anesthesia, the doctor would give him a bullet to bite on to help with the pain. Hence the phrase, "Bite the bullet".

Another unusual find is a piece of harmonica reed. These are metal, about an inch wide, and maybe four inches long when complete. Most of ours have been broken in pieces half that long, although sometimes they come out of the ground in one piece. We have also found two old wedding rings which were dated back to Civil War times.

Unfortunately, we don't have any of the more sought after pieces in our collection. No confederate belt buckles, or swords, although we do have a couple pieces broken off the end of sword scabbards. No bayonets or whole artillery shells can be found in our collection. We probably won't find any of those items where we search in Indiana, but we still take an occasional trip south with some other hunters. Maybe we will luck upon a site which hasn't be heavily searched and add something great to our finds.

The author may be reached at eyewrite4u@aol.com.

NOBLE BOYS FURNITURE



Featuring Solid Oak and Solid Wood Bedrooms, Dining Rooms, Living Rooms and Other Household Items
Dutch Craft Bedding Made by Amish
Catnapper Rocker Recliner

6032 Holland Rd., Brookville, IN (White's Farm - U.S. 52)
Hours: Mon-Fri 9:00 am - 5:00 pm / Sat 9:00 am - 4:00 pm

CALL: 765-647-4875

"Quality Furniture At Fair Prices"
3 Miles South of Brookville

Save 10 - 50% Off Selected Items

WE BUY GOLD

Paying Top \$ For Scrap Gold & Silver

Do you have any broken jewelry or old jewelry you just don't wear anymore?
We'll Turn It Into Cash Today!

Immediate Cash
Loans on Secured
Merchandise

Jensen's Pawn Shop
702 S. State, Greenfield, IN
7 Blocks South of the Courthouse
462-4721

Buying & Selling
Gold & Diamonds, Tools
Electronics & More

A - T & I SERVICE

For all your Agriculture, Lawn & Garden
Automotive, Aluminum & Steel Trailer and
Service or Parts needs

1414 Wise Road, Cambridge City, IN 47327
PH: 765-478-5917 Website: www.atiservice.com E-mail: sales@atiservice.com

- Country Clipper
- Honda
- Team Stihl
- Featherlite Trailers
- Diamond C Trailers
- Custom Made Hydraulic Lines



Brian Calvert and Dixie Jolene
(Photo by Ray Dickerson)



Dixie Jolene, my deer recovery, shed and therapy dog!

by Brian Calvert

Four years ago I was going through a pretty tough time. I had recently lost a job I had for 19 yrs. I lost everything in a house fire, including my three dogs. Then when I didn't think it could get any worse, I sustained some life threatening injuries from a treestand fall!

Fast forward to the summer of 2016 when I finally had my life back on track, a new house, a new job and I was completely healed from my fall. The only thing still missing was my dogs that I had lost in the fire. I was finally ready for another dog! The three dogs I had lost in the fire really loved everyone, especially kids. I was determined to find a puppy that I could train to be a therapy dog and also had the look and demeanor that would put a smile on peoples faces, who needed it!

So I knew then I wanted some sort of hound. Who, could not love a hounds face with those big sad eyes and floppy ears? After some research I located a blue tick coon hound breeder in South Carolina, called Bluetick1Kennels. So I contacted them, picked out a female pup by looking at pictures and arranged for a friend who lived in North Carolina to pick her up and deliver her to me here in Indiana.

My girlfriend had no idea because I wanted to surprise her and everyone else. So I arranged a cookout at my house to unveil my new family member. Everyone was at the house when my buddy arrived. So I went outside and met my new

Dixie Jolene from a blue tick coon hound puppy to a full grown deer recovery, shed and therapy grown blue tick coon hound. (Photos provided by Brian Calvert)

pup for the first time. I fell in love with her instantly! I wrapped her in a blanket and took her inside for the unveiling. Everyone was surprised and a lot of tears were shed by me because of all the memories it brought back of my three dogs I had lost.

After thinking it over about what I wanted to do with my new pup, I decided as a tribute to the three I had lost, I would train Dixie to be a therapy dog. She could then help people, she could attend all of the expo's and other events I do and she could meet with the kids and people; which is great training for her being a therapy dog!

I am the Midwest pro-staff manager for Keyes Hunting Gear and we are always doing hunting expos, meeting and greeting people at hunting stores and I take Dixie everywhere with me. I immediately hired a trainer to get her started. I then also decided I would like to train her to recover deer and find shed antlers, since I'm an avid deer hunter. I found a group called United Blood Trackers. I started asking questions and joined their club. They told me to buy a book that their founder, John Jeanneney, had wrote that was basically a how to book on deer recovery, using dogs. I've since read the book twice!

To get Dixie started on recovering deer I started using a small piece of fresh deer hide by dragging it around the backyard and letting her find it by trailing the smell. We eventually moved to bigger fields and then the woods using deer blood, deer hooves, and deer liver. I drag a piece of liver making turns and angles while periodically picking it up and then dropping it again. I will then

leave a piece of liver and a hoof at the end of the trail for her reward. I also use blood by making blood trails through the woods and spacing the drops of blood, mimicking a real wounded deer trail. The best experience for a deer recovery dog is to actually bring it on what we call a "sure find"! A sure find is when you've shot a deer and you know its dead, where its at, but you don't want to touch it until you bring your dog out to the initial hit site, then let it trail the deers scent until it finds it. You then let the dog lick and chew on your deer as a reward. In Indiana it is a state law that all dogs used on a deer recovery are on a lead at all times. I typically use a 25 foot leather lead.

All of my hunting buddy's know that if they kill a deer they are to call me so I can take Dixie to their location so she can practice her tracking skills! I also put deer scent on all of her toys so she gets use to the smell.

This past season was our first tracking season. Dixie was only 10 months old and still learning her tracking skills. We went 1 for 5 this past deer season, which isn't bad considering how young she is.

I've also introduced shed hunting to Dixie and
CONTINUED ON PAGE 22

LAUREL HOTEL RESTAURANT
200 E. PEARL ST. LOCATED 1 BLOCK OFF SR 121 IN THE QUAIN HISTORICAL TOWN OF LAUREL, IN

- PAN FRIED CHICKEN
- CHAR-BROILED STEAKS
- SEAFOOD & Much More
- Seafood or Country Buffet, **Fri. - Sat. 4 - 9 P.M.**
- Full Menu, **Sunday 11 A.M. - 8 P.M.**

MENUS AVAILABLE, ALSO CHILDRENS MENU
FAMILY DINING — LARGE BANQUET ROOM
RESERVATIONS WELCOME 765-698-2912
Closed MON-WED / THU 11am-8pm / FRI & SAT 11am-10pm / SUN 11am-8pm
LESS THAN 10 MINUTES FROM METAMORA

HIGHSMITH GUNS

"INDOOR SHOOTING & ARCHERY"
Sales & Training
Indoor Shooting and Archery
Best Prices — New & Used
NRA Law Enforcement Instructors
Register for Classes Online
(317) 462-6290
123 N. State St., Greenfield • www.highsmithguns.com

Frame's Outdoor
Remington COUNTRY

- Fishing • Hunting
- Rifles • Shotguns • Gun Safes
- Camping • Firewood
- Archery Range • Live Bait
- Western Wear & Gifts

Whitewater State Park
Brookville Lake
Hunting & Fishing Headquarters
Deer and Turkey Check-In Station
Call: 765-458-7227
855 South State Road 101
Liberty, IN 47353
Website: www.frames-outdoor.com
E-mail: framesoutdoor@aol.com

Connected Afield



by Glenn Kelsey

Deer Hunting / Past and Present

The Huge Improvement with Conservation and Technology

Let me start out by saying something that some of you vintage hunters probably already know. The whitetail deer did not seem to not be plentiful four decades ago. It was back in the 1970's there were not a lot of deer in the Cincinnati area suburbs. Most every Saturday when I didn't have to work, I would take my recurve bow, hit the woods and wonder about looking to get a deer in my view.

Mr. Irwin a farmer that had a small 106 acre farm, 5 miles away. He the property owner was kind enough to grant me and my friends permission to hunt. Things were friendly back then. A hand shake and smile was good enough to get us in. We respected that too. We loved listening to his stories. He always walked us around the property line and in every corner tree he would pull out a small 1/2 pint from a hollowed out tree. His land back then, was his so called "Man Cave" of today. Aka. (The SAC) commonly known as the Spouse Avoidance Center.

Things Change. Back then it was a hand shake and a smile, not a written permission slip designed by the government to get permission to be on some ones land. We have done that to ourselves, due to low ethical habits and hunting misconduct of those who just don't care or have respect of others property. That was a great time hunting there, but he allowed everyone that would ask and sometimes it did get crowded. During gun season you might have to take a ticket to park your truck. I hunted it during the archery season and had never used a firearm. Never even thought about it because I like bow hunting a lot and the pressure was off during that season.

My Story. Here we go.

It was always the same deal, one weekend take off in the early am, park my truck and walk. I would sit on the right side of a creek valley and see deer on the other side, out of bow range. So the next time I went to the woods I took the left side, and if I even saw a deer, you guessed it. Out of range. The deer traveled on the opposite side out of range. Probably smelling the bacon on me. Back then we hunted on the ground.



Between Billy on the left and Pat on the right is Leroy, my deer. Leroy, took 3rd Place-Historical Class 8 Point Typical Whitetail for that year. He scored 147 7/8" as a main frame 8 point and my biggest deer ever to date. (Photo by Glenn Kelsey)

Some guys would climb up a tree and sit in the fork on a wood 2x4 platform. That was stupid. That was not fun, was uncomfortable and too dangerous. No safety equipment or restraints. Lucky we came home uninjured or at all. Be Safe Out There! No Excuses!

Anyway, I would return home after a 4-8 hour day and my wife and kids would say, "Hi Dad, did ya see any?" Sometimes a yes and most of the times a big nope - nothing was my response. It was rare to even see a deer near the cities and outer areas.

Brain Storm Idea: After doing this year after year. One season my buddy said, "Why don't we try gun season?" Why not, I'm game for anything. I had a single shot 12 Ga. H&R shotgun. Just a field gun, basic as it could be. I shot clay birds at the local "Izaak Walton" conservation club and rabbit hunted with it too. So on Saturday, the last day of Ohio Gun Season we went to our local 106 acre farm. New Plan... This time the three of us boys split up. One of my guys, Billy, went to the left side. Then, Pat went to the right of the creek line. So I had nowhere else to go, but all way down to the base of this draw bottom. Here I was in blue jeans, red plaid shirt and orange pull over vest. No camo, what is that for? That was for Army guys, Right? I sat on a fold up camp stool from K-Mart, in a flat basin area, in full open woods. I figured between all 3 of us someone might see a deer.

Well, the sun came up it was a frosty morning and the shooting started not long after. Not a lot of shots fired but, it did wake me up. I did see deer running from across the road where the shots came from. Moving quick, I just watched the action. Again, too far, too fast for me to react. Now I was starting to see what this was all about. Sure, let the other guys get up and moving. Let them play dog. The heck with walking, you are better off sitting quiet and focused. So I sat there and waited and waited and waited. Seemed like forever. Day dreaming and clueless. I was snoozing off.

Just when all was quiet an hour later, I heard a noise, a branch snap to my left. Hey, it's a deer broadside and it's a big one. He, does not even see me. I didn't know what to think do or say. Now what! We both are close and I have to do something. As instinct would play from rabbit hunting, I shouldered my 12 guage and sighted the bead on the deer and squeezed off the only shell in the gun. I had 2 more back up shells in my

pocket. How far? My guess, he was forty yards away. The buck reared up like a horse, took a couple leaps and hit the dirt. Done and down for the count. Now I'm shaking and got cold. "Buck Fever." So, I just sat there not knowing what to do next. My first deer harvest ever. Holy Moses. I could see the steam coming out of the buck deers nose as he took his last breath. He was just over the rise in the base area.

Well It was not long, maybe ten minutes for my friends to come looking for what all the commotion was about. They yelled for me, I told them I got one. As they came down the trail, I could hear them getting excited. "We can see his antlers from up here," they said. That's a great deer. I didn't know what I had. The boys, my friends hunted in Penn State before and they seen plenty of deer mostly small. So they helped me fill out the deer tag, then field dress the beast and then the work started. A long, two hour drag up hill to my truck. Today as always, I thank God for this experience, for my first deer and for my two friends Pat & Billy to guide me along on this memory of a lifetime. That afternoon I paraded around the city with the deer in my truck to show off my success. Neighbors thought I was crazy. We skinned the beast in my back yard tree.

I was hooked! A local taxidermist, a preacher, this guy was the one to go to. So I turned over my buck to his shop. Time went by, slow as molasses. I visited his shop almost every couple weeks for a year to see the progress. What takes so long? I got very nervous waiting for my mount. Again, first time at this deer stuff now I realized it all takes those guys time to process your mount. I'm not the only deer they have to mount. I had to name my deer "LEROY". All my buddy's and a large number of hunters I know, can relate to the name "LEROY" as a great deer. The guys would talk about big deer seen in the fields and reply, not a LEROY. After a year or so I had him professionally scored at a deer show.

LEROY took 3rd Place-Historical Class 8 Point Typical Whitetails for that year. He scored 147 7/8" as a main frame 8 point. Yes, that is a good score, real good. "Leroy" is my biggest deer ever to date.

Today forty plus years later deer hunting has grown to a huge multi-billion dollar industry. There are outfitters, tree stands, mechanical devises to assist shooting and retrieving your deer. Every week or so we get mailed ads for guns, ground blinds, optics, new archery equipment, camo clothing and scent control products. The list goes on and on with ways to spend your hard earned dollars on the sport we all love. You know what they say, "Boys and their Toys." If we want it we will find a way to buy it. Believe me, the retailers in the archery and outdoor sports business is big. I have to admit that these products have made the hunting sport a very competitive market for most of us. With the deer management programs and wildlife seminars to educate us and our youth, deer hunting is so much better than it was back in the day.

CONNECTEDAFIELD

My son Keith, his friend Mike and I got on the technology band wagon. The boys idea, they created a smart phone mobile app. Their vision was to create a tool for all sports people to share their experiences and have access to some very useful tools for the field and water. This quest required lots of work, money and time away from family to complete this

CONTINUED ON PAGE 27

BURRIS SINCE 1980
ELECTRIC & PLUMBING SUPPLY, INC.
 COMPLETE LINE OF ELECTRIC & PLUMBING
 CUTLER-HAMMER • G.E. SW GEAR
 HYDROMATIC • BROAN
 TOLL FREE 1-800-998-3576

AUSTIN
 812-794-2257
 199 N. FRONTAGE RD.
 1-888-845-2388

MADISON
 812-273-2976
 2976 SHUN PIKE RD.
 1-877-322-7401

SEYMOUR
 812-522-7401
 110 N. O'BRIEN ST.

FREE Hunting & Fishing APP!


Today's Technology for Tomorrow's Adventure.

Available on the Apple App Store and Google Play!

Are you connected?
ConnectedAfield.com

Available on the App Store GET IT ON Google play

Visit Fayette County, IN For The Fun Of It!



by Donna Schroeder
President of Fayette County Tourism Bureau

Spring Has Sprung?

Mother Nature appears to have problems deciding what to do! My lilies and daffodils are trying to grow and bud. They were tall and happy one day, wilted and snow covered the next! I went out today and found that they had picked themselves up and were perky again. I don't even want to think about my beloved magnolia tree that appeared almost ready to bloom a couple of weeks ago. In spite of all that, spring will come and, with it, many great activities will take place in the valley.

By the time you read this, St. Paddy's Day may have come and gone. If my sainted grandfather were still here, he would expect me to be planting cold weather crops. (We Irish love our potatoes, cabbage, and peas.) I took one of those DNA tests, and I know that 22% of my genetic makeup should be telling me to plant what my Irish heritage calls for, but I don't garden much anymore. A few onions and some lettuce scattered in my flower beds will suffice, along with a couple of tomatoes in containers.

In truth, I don't need to garden. The Farmers' Market at the Courthouse will return Saturdays, May 20th and continue through October 7th. Hours for the market are 9 a.m. until noon. You can visit their facebook page to learn who will be offering their wares. I bought all my produce there last summer. Not just veggies, though! Cookies, sour dough bread, jams and jellies, and hand made local pottery and crafts are available! <https://www.facebook.com/Fayette-County-Farmers-Market-1560682170915865/>

Until then, there will be much to do. The Whitewater Valley Railroad will begin its season with Easter Bunny Express - Saturday April 15, 2017. The 17th annual running of the Easter Bunny Express will depart from Connersville's Grand Central Station and makes 4 round trips to the Easter Bunny Patch 2 miles away. Don't forget your Basket. Come and meet the Easter Bunny and hunt for his Golden Egg. The egg hunt is open to ages 8 and under. Reservations are recommended. Prices are \$10.00/person ages 2 and up. Train departs at 10:01am, 12:01pm, 2:30pm & 4:15pm. Trains do operate rain or shine. Tickets are available by calling us at 765-825-2054 or by going online at <https://www.dynamicticketsolutions.com/wvrr/>.

If you're thinking of taking a hike or having a picnic - or both, the Mary Gray Bird Sanctuary is always open! It's such a peaceful place with beautiful woods, trails, and, of course, birds! I want to make it a point to get there this summer when they are demonstrating bird banding. I was intrigued last year to learn that they place tiny bands on humming birds, and I want to see how that's done. The sanc-



The 17th Annual Easter Bunny Express is on Saturday April 15, 2017. (Author Photo)

tuary was a gift to the Audubon Society by Fayette County residents Finly and Alice Gray in memory of their only child. Their gift is the kind that just keeps on giving. Generations of families have enjoyed the place. I have fond memories of camping there with the Girl Scouts, as well as all the reunions our family has held in the barn. Consider it if you're looking for a great out of the way spot for a get together! 3499 S Bird Sanctuary Rd, Connersville, Indiana, Call (765) 827-5109 or visit their facebook page for more information on events and reservations.

As we all know, Hoosier Hysteria has been in full swing lately. As of today, the Connersville Spartans are Sectional Champs, and the entire county is hoping for more victories for our team! Go Big Red!

Basketball is serious business in Indiana, but, in April, you can attend an event that takes a lighter look at the game. The Harlem Wizards are a show basketball entity delivering wildly successful fundraiser events for schools and nonprofits. They will be in Connersville to raise money for playground equipment at Frazee Elementary. This information was taken directly from their website:

What makes a Wizards show "awe-inspiring" or as the kids and teens say, "off the hizzle?" Some say it's the oohs and aahs created by the thunderous, sky-high slams. For others it's the humor and seeing the teachers being good sports and having fun on the court with the Wizards. The comedy, the audience participation, the spontaneity delivered as a world class show, in an intimate and community setting adds up to a night to be experienced and treasured.

The Wizards roster is full of amazing hoop talent. The Wizards have three units that crisscross the USA, with Eric "Broadway" Jones, and Dwayne "Swoop" Simpson, both former Globetrotter showmen, as well as the dynamic duo of David "DP" Paul and "King Arthur" Lewis a former Academic All-American at Bowie State University.

The star-studded, experienced roster includes Arnold "A-Train" Bernard, an accomplished trickster and a veteran of 7 years with the Globetrotters. Add in James "The Roadrunner" Tyndal who is fast enough to dribble thru New York City traffic, and Devon "Livewire" Curry who led his team to become the FIBA 3 on 3 US championship.

The slams come at rapid fire pace in the Wizards show. The roster features Lemarvon "Showtime" Jackson, the Wizards training camp slam-dunk champion. Add in veteran Leon "Space Jam" Sewell along with rookie sensation Jordan "Flight"

Southerland who both competed in the Sprite Slam Dunk contest during the 2015 NBA All-Star week in New York.

Harlem Wizards play April 7th at the Spartan Bowl. Game begins at 7:00. Tickets \$10 in advance or \$12 at the door. They will be competing with a roster of local ladies and gentlemen. Come out and enjoy the fun and support a worthy cause! Advance tickets are available at the schools, Fayette Regional Health System, and other locations around town. You can also purchase online at <http://www.harlemwizards.com/schedule-tickets/>

Work is progressing on the new downtown locations for the Whitewater Valley Art Association and the Fayette County Historical Museum. We're hoping both will be ready for visitors by the end of summer. Renovating structures and moving is hard work, but we are looking forward to offering even more attractions in our historic downtown.

So, as I always say, there's no lack of things to do and see in Fabulous Fayette County! Visit www.tourconnersville.com for more information! Hope to see you soon!

Dixie Jolene Deer Recovery

CONTINUED FROM PAGE 20

this is our first shed season we will be doing. I started her off with a rubber antler and antler scent made by a company called DogBone. The rubber antler is used with the antler scent to get your dog use to picking up the antler without getting poked and possibly scaring them from picking up antlers. After they figure out how to pick the antler up, retrieve and return them to you, you can then start hiding it and have them find it. Eventually you can introduce them to hard antlers.

You only want to use real shed antlers because antlers that have been cut have a burnt smell that you don't want your dog getting use to. You should also let your pup chew on antlers!

Dixie has been all over the place with me, from the Indianapolis Motor Speedway, the Indiana Deer Turkey and Waterfowl Expo, the Louisville Deer and Turkey Expo, numerous hunting stores, long jeep rides with the top down, fishing excursions, and numerous different hunting grounds across the state. Dixie and I have established a great bond and she loves getting out and meeting everyone from nursing homes to hunting expos. She just loves meeting people so be on the lookout for us. You never know where you'll see us, so stop by and see us. I'm sure Dixie will give you one of her trademark kisses and I'll answer any questions you might have about deer recovery or shed hunting with your favorite four legged friend!

United Bloodtrackers has phone numbers listed on their website for trackers in every state its legal at unitedbloodtrackers.org that people can go to and find a tracker in any state that allows deer recovery with dogs.



Complete Auto Repair Service



We Sell New & Used Tires
Call for a price quote today
765-488-1470
CHECK OUR WEBSITE FOR SPECIALS
715 Sim Hodgen Pkwy
Richmond, IN 47374
Website: www.knucklebustersauto.com



McDonald's Bait and Tackle

Live & Artificial Bait
Open 7 Days at 7 A.M.
Home Processing Supplies
Excellent Sausage & Jerky Seasonings,
Casings, etc. — **"Check us out!"**

15 W. Grant Street
Knightstown, IN 46148
765-345-2074

Fabulous
FAYETTE COUNTY
A Great Place To Be!

www.tourconnersville.com

*See the sights, ride the rails,
Enjoy the river, hike the trails.
There's much to see and do in one of
Indiana's most scenic and historic areas!*

Fayette County Historical Museum
Canal House * Whitewater Valley Art Association
Whitewater Valley Railroad * Roberts Park
Mary Gray Bird Sanctuary * Historic Elmhurst
Historic Downtown District * Shopping * Dining
Camping, Fishing, Hiking and so much more!

Poems



by Tom Geisler

THE OLD SOLDIER

by T. E. Geisler

The old man was bent over and walked kind of slow,
 His eyes were down cast and his heart full of woe.
 Some say he shuffled as he walked just a bit.
 They knew him not when he was young, well, and fit.
 As he walked up the street and through the gloom,
 Not one knew it was a hero that entered the room.
 The war had been over for many a long year,
 But the old soldier remembered the pain and the fear.
 He remembered the shots and the men who had died.
 Some were friends who fought by his side.
 Others died that he never did know.
 Brave men now dead and placed in a row.
 In his mind this he still could always see.
 Why was it them? Why was it not me?
 Why must I live this over for so many years?
 When will my eyes quit filling with tears?
 I pray for those that died in the night.
 I lived through this He|I to make things right.
 Remember my daughter, remember my son,
 I did this for you. I fought and I won.

Editor Note: I met Tom E. Geisler at the Deer, Turkey & Waterfowl Expo, he is a member of the Indiana State Trappers Association and loves to write poetry. Here is a sample of his writings. ■

Roaming The Outdoors

CONTINUED FROM PAGE 4



Times. This a story that tells about basketball when those of us who were attending school at that time remember basketball in Wayne County when it was the most popular. The friendships and the rivalry between schools. The sock-hop dances on the gym floor, cheer leaders, raising the American Flag before the game, the opening buzzer, the sound of running feet from one end of the Big Gym to the other. It often amazed me after a basketball game on Friday evening after closing the senior stand, going outside and it had snowed. Those of us living in Centerville also remember the rivalry between us and the Richmond Red Devils, it's been a long time since that time, but the memory is still there.

The Goal, The Towns, The Teams, The Times

Authored by Mary Lou Griffey, of the 300 copies printed in the first printing, 170 were sold in the first three weeks. Would you like a copy for your collection? The book tells the stories of the 12 towns of Wayne County from 1920s to 1963 when the 12 schools consolidated to just five. The Wayne County sectional brought all the schools together under one roof at Civic Hall in Richmond. And once in a while one of the "Davids" beat "Goliath."

The book is 312 pages with over 500 pictures. It is full color and includes memories and history of all 12 schools including Boston, Cambridge City, Centerville, Economy, Fountain City, Greens Fork, Hagerstown, Milton, Richmond, Webster, Williamsburg and Whitewater.

The book, The Goal, The Towns, The Teams, The Times sells for \$50 which includes shipping costs. You can order by mail, e-mail or pick one up in person. Allow ten days for shipping by U.S. Mail.

Contact Mary Lou Griffey, 307 W. Main Street, P.O. Box 281, Fountain City, IN 47341 or mgriffey@comcast.net. Use the order form below.

**BOYTIM CHARTER SERVICE
 LOCATED ON LAKE ERIE
 SKIPPERS BOB, LYLE & NED**

I got a letter from my good friends Bob, Lyle and Ned Boytim the other day telling me that in 2016 the fishing on Lake Erie was great with better than normal catches of Walleye. The boys are looking forward to another great year on Lake Erie.

Skippers Bob, Lyle and Ned Boytim operate Boytim Charter Service. They are lifelong residents of Marblehead, each is a longtime holder of a U.S.C.G. Operator's License. Bob is 87, he is the eldest, followed closely by Lyle. Ned is the youngest, the business is listed in his name.

The Boytim's have three fishing boats: Bob's is the "Anna" a 28 ft Bertram, Lyle's is the Bethanne" a 32 ft BHM and Ned's is the Emily K a 32 ft BHM fishing boat. Our fishing trip was on Lyle's Bethanne, with Lyle at the helm. That way Bob could spend more time taking care of his guests every need. It worked out great, what a day we had fishing in Lake Erie.

I had a great time fishing with Bob and Lyle, also invited for the trip, since I was alone, Bob invited Roger Steidel from Medina, Ohio, Jay Bickley from Lakeshore, Ohio and Ray Steidel from Willowick, Ohio to fish with us.

Everyone caught walleye, but me that day. I caught 3 sheepshead, which are fun to catch, but not worth eating. I wasn't surprised because I hadn't fished in years. Bob even had to show me how to use a open face spinning reel. I always used a closed face spinning reel years ago. But Bob, his crew and the other guys had a surprise in store for me, we'll get to that later.

As we headed back to port I walked to the front of the boat so I could look out the the front windows. Bob came up next to me and pointed out some things on the nearby islands as we passed them. After a while I asked him if we were back in Ohio yet, I told him I hadn't seen the two yellow stripes in the water indicating the border yet. He laughed and told me we were back in Ohio.

You couldn't ask for better Charter Boat Captains then Bob, Lyle and Ned Boytim. Bob and his brothers have been chartering on Lake Erie out of Marblehead since they were young men.

Arriving back at their dock everyone readied their gear to get off the boat. I quickly hollered at them that I wanted a photo of all of them standing at the back of the boat with their walleye.

CONTINUED ON PAGE 26

FILL OUT THIS ORDER FORM AND MAIL TO MARY LOU GRIFFEY TO GET YOUR COPY OF THE GOAL

Yes, I would like to purchase a copy of *The Goal, The Towns, The Teams, The Times*.

Please find my check for \$50.00 (which includes shipping cost) made payable to Mary Lou Griffey.

(Allow ten days for shipping US Mail)

Mail to: Mary Lou Griffey, PO Box 281, Fountain City, Indiana 47341

Name _____ Telephone _____

Address _____ City _____ State _____ Zip _____

I would like to order a second book at \$50.00 to be sent to my friend. Total enclosed \$ _____

Name _____ Telephone _____

Address _____ City _____ State _____ Zip _____

ORDER FORM IN THE GAD-A-BOUT BY PERMISSION OF MARY LOU GRIFFEY 03-12-17

BARRY PHILLIPS ELECTRIC, LLC

"We Appreciate Your Business"

24-Hour Emergency Service

Master Licensed In Kentucky & Indiana Since 1981

Service Calls • New Construction
 Service Upgrades • Electrical Repairs
 Bucket Truck Service Available
 Remodeling • Maintenance Repairs

Specializing In Historical Homes Madison's Expert Electrical Team

BONDED • INSURED
 RESIDENTIAL & COMMERCIAL WIRING

VISA MASTERCARD

812-866-5749 • 877-966-5749 • CELL: 812-599-4657

MIGHTY MUFFLER
 BRAKES • SHOCKS • TIRES

Complete Automotive Repair

"No Muff . . . Too Tuff!"

1440 N.W. 5th St., Richmond, IN
 Darin Doner, Owner
 765-966-6833

Justin Double-H • Rocky RED WING SHOES

Shoe Repair Available

MILROY SHOES
 9214 S. State Rd. 3, Milroy, IN 46156
 Mon-Thur 8 - 5 / Fri 8 - 6 / Sat 8 - 3 / Closed Sun

VISA MASTERCARD DISCOVER (765) 629-2109



Corporal Gerald Ivan "Bud" Shepler
1930 - 1950

My story begins here.....

Photos and Article by Ray Dickerson

Wednesday, March 8th, I stopped to talk to Steve Corrington owner of Steve's Marine about his ad for my April Gad-a-bout. In our discussion Steve mentioned again about a local veteran who was finally coming home from the war. He didn't have all the facts, but mentioned it because he knew I was always interested in veteran subjects. He told me the veteran was being buried in Dunlapville Cemetery. I thought that was odd, but dismissed the thought and continued on my rounds to check with other advertisers in the Brookville lake area. I was in the third day of the sniffles that steadily became worse. That night I sat up in my easy chair all night not being able to sleep, hacking and continually filling the trash can with tissues, I was building a mountain of them. It was the worse head cold I think I've ever suffered through.

At 8:04 a.m. I got a phone call from Melissa

Browning, Executive Director of the Union County Development Corporation telling me about a Corporal Gerald Shepler, a Korean War Veteran whose remains had been found and verified as being from Union County and would be buried in Dunlapville Cemetery at 2 p.m. Saturday, March 11th. She and another person said I would probably want to know about it. When I answered my phone she could tell I was a bit under the weather, so to speak. I thanked her for the information, but told her I doubted I could make it to the burial unless I could get some sleep. I asked if she could send me a photo, she acknowledged and hung up.

About that time Sherry was stirring so I traded places with her laying down in bed determined to get some rest. After finally sleeping for an hour and a half I got up, dressed and went to South Street to work on the April Gad-a-bout

The Veteran story bothered me, not knowing the facts. I dismissed it and knew I had to get April finished. I got in touch with Lonnie Snow asking if he had photos of the Polar Plunge, told him Jeff Frame had sent me a few. Lonnie sent me photos and article. By evening I was doing well, so I went home and slept like a baby Thursday night.

I got up early Friday, decided to find out about the Veteran. I googled all kinds of Veteran phrases trying to find a listing of the local veteran to no avail. Then I called four local Veterans to see if they knew anything about this one. I called Jimmy Johnson, Wally Dudek, Ron Hill and Joe Goebel phone numbers, but got no answer, left a message with a couple. Shortly Ron Hill called me and I told him what I knew, which was more than he knew, but he said he would call if he found out anything.

I went back on line and came up with <http://www.dpaa.mil/News-Stories/Recent-News/Article/1027031/soldier-missing> and the web page for Defense POW/MIA Accounting Agency Fulfilling Our Nation's Promise "Soldier Missing From Korean War Identified (Shepler)"

Followed by "Army Cpl. Gerald I. Shepler, missing from the Korean War, has now been accounted for."

The Defense POW/MIA website had the following documentation:

On Nov. 29, 1950, Shepler was a member of Company K, 3rd Battalion, 187th Airborne Infantry Regiment, 7th Infantry Division, on a reconnaissance patrol. Shepler was the lead scout when the patrol encountered an enemy ambush near Hajoyang-ni, North Korea, during which an enemy mortar round

reportedly exploded within 10 yards of Shepler. Following the battle, Shepler could not be accounted for and he was declared missing in action.

Shepler's name did not appear on any list provided by the Chinese People's Volunteer Forces or Korean People's Army as a prisoner of war. Though no returning American prisoners of war provided any information concerning Shepler, testimony from witnesses stated they suspected he was mortally wounded by the mortar explosion. Based on this information, the U.S. Army declared him deceased as of Nov. 29, 1950.

Between 1990 and 1994, North Korea returned 208 boxes of commingled human remains to the United States, which we now believe to contain the remains of at least 600 U.S. servicemen who fought during the war. North Korean documents included in the repatriation indicate that some of the remains were recovered from the vicinity where Shepler was believed to have died.

DNA analysis and circumstantial evidence were used in the identification of his remains.

Interment services are pending.

Public Affairs Office, Washington, D.C., 2300 Defense Pentagon, Attn: External Affairs, Washington, D.C. 20301-2300, Phone: (703) 699-1420

I decided to look at Showalter Blackwell Long funeral home in Liberty to see if they had anything on Corporal Shepler on their website. Lo' and Behold up popped all the information I needed. I talked to Melissa Browning again told her I was feeling a bit better, but still didn't think I dare attend the funeral being so far behind on my April Gad-a-bout, would she send me a couple photos. She said she would, that was that.

I went back to work finishing up all the articles except the ones for my column, still pending.

I got up early Friday, 9 a.m. is early for me since I didn't get to bed until 2 a.m. Friday morning. By 11 a.m. I had decided to go to Corporal Shepler's funeral, for some reason I had it in my mind it was at 2:30 p.m., when actually it was 2 p.m.

I worked until 1 p.m., then dropped everything and headed for Dunlapville, driving south through Brownsville to SR 44 to Mt Pleasant Road to Alquina Road, west to Dunlapville Drive. Suddenly stopping for flashing red lights as the funeral procession was turning right onto Dunlapville Drive coming from Liberty at that time.

It was about that time I realized my mistake. The road cleared and I followed my turn onto



Veterans who traveled to Dunlapville Cemetery wanting to participate in the burial of Corporal Gerald Shepler stand vigil holding an American Flag in tribute to him.



Indiana National Guard Ceremony Unit members removing the American Flag draped casket of Corporal Gerald Shepler from the Showalter Blackwell Long hearse.

Hundreds of Guns in Stock!

1Shot Sports

Guns - Muzzleloaders - Ammo - Crossbows - Targets

201 E. Main St. | Portland, IN 47371

260.766.1426

sales@1shotsports.com

Join our VIP Text Club for Special Deals
Text: 1SHOT | To: 40518

www.1ShotSports.com

Light House Bait & Tackle

6330 So. C.R. 575 E
Selma, IN 47383
Ph. (765) 286-5049

2830 E. Memorial
Muncie, IN 47302
Ph. (765) 287-8587

Open 7 Days

Knightstown Locker, Inc.

MEAT PROCESSING

Open: Mon, Wed, Fri 8-6
Tues & Thur 8-5
Sat 8-12

8037 South 575 West
Knightstown, IN 46148
(765) 345-2410 (800) 718-6010
www.ktownmeatsandcatering.com
ktownlocker@embarqmail.com

Daniel D. Titus, Owner & Operator

"Pick up your summer sausage & snack sticks at our store."



Two Indiana National Guard Ceremony Unit soldiers prepare to remove the American Flag that is draped over Corporal Shepler's casket and fold it for his family.



These two Indiana National Guard soldiers are folding the American Flag ever so carefully taking great care that the Flag is folded properly.



A Indiana National Guard soldier has handed the folded America Flag to Corporal Shepler's sister, Judith Ann Wood. The Guard is saluting.



Judith Ann Wood sitting with her brothers folded American Flag resting on her lap, her sister Connie A. Barrett is sitting at her left. Judith gave me permission to publish this photo.

Dunlapville Drive. The road had two American Flags placed at its entrance. A few feet onto the Drive sat a Union County Ladder Fire Truck with the aerial ladder raised with a very large American Flag draped at the top. I drove a short distance parking about half way between the fire truck and the entrance to Treaty Line Pioneer Village. I parked a distance out so I wouldn't be caught in a traffic jam trying to leave in a hurry.

I grabbed my tape recorder, camera and drinking water, then began the long walk to the cemetery. I had no sooner began walking when a small pickup stopped and the driver asked me if I wanted a lift. I accepted and rode with him, he parked inside Treaty Line Pioneer Village adjacent to the Dunlapville Cemetery. I retrieved my tape player from my pocket to record my benefactor who gave me the lift. His name was Tim Jobe, he knew me. In fact he said we had met before when I was working on a Seabee project concerning my father. Tim is a Navy Veteran Seabee served in Navy Construction Battalion (NCB) 5 during the Vietnam War. He is a member of American Legion Post# 122 and VFW Post# 1472 in Liberty, IN.

Tim parked inside Treaty Line Pioneer Village, there was a great number of vehicles, motorcycles and other vehicles parked there too.

I thanked Tim as he donned his Legion cap and I noticed things were moving swiftly now, the funeral was in progress.

I quickly found a vantage point and began taking

photos. There were a great number of Veterans arranged around the east side of the burial site, Shepler's family was in their place under the tent. The Showalter Obituary included that Shepler's funeral would be conducted with full military honors provided by the Indiana National Guard Ceremony Unit, American Legion Post #122 and VFW Post #1472. All the units plus other Veterans were positioned on the eastern perimeter of the burial site each holding a vertical American Flag and pole at their right side.

Shortly six Indiana National Guard Ceremony Unit members positioned themselves at the rear of the hearse moving with curt commands from a seventh member. Ceremoniously the Guard Unit removed the casket and carried it toward the burial site, then placing it under the tent directly in front of the Shepler family, gathered there.

The funeral proceedings followed concluding with a prayer. The prayer was followed by a 21 Gun Salute to the fallen hero, than Taps echoed across the cemetery. Two members of the Indiana National Guard Unit walked toward the casket, one positioning themselves on each end of it. The two lifted the American Flag that had been draped over the casket and proceeded to ceremoniously fold the Flag. Once folded and the ends tucked tightly into the triangle, one Guard held the Flag while the other Saluted the Flag. The Guard holding the Flag then carried it and presented it to Judith Ann Wood, one of Corporal Gerald Ivan "Bud" Shepler's three living sisters.

The crowd was then told that the funeral had concluded.

As I turned to get ready to leave several of the Veterans who had been holding the American Flags and had participated in the funeral began leaving. I stopped them asking where they were from, they stopped and answered, Liberty, Anderson, Avon, Connersville, Richmond, and one from Hamilton, Ohio. I asked when they heard about the funeral, they mostly said early in the week. I thanked them for their service and turned to leave.

About that time a familiar face appeared. He introduced himself as Don Wood. He told me we had talked many times when he was involved with the Striper Federation at Brookville Lake, he knew a mutual friend, the late Dick Johnson. He said we had talked at the Indianapolis Sport Show on several occasions also. He lives in Indianapolis, but grew up in Union County. About that time he called to his brother Ron Wood and introduced him to me. I looked at him, then at Don. Don said, "do you think we look alike?" I nodded, Don said, "we are twin brothers, four minutes apart, age wise. I said, "I can see that." Don and Ron's mother is their Uncle Gerald's sister. They were only two years old when their Uncle was declared missing in action on November 29, 1950 in Korea. It was their mother that the Indiana National Guard person gave the folded American Flag to. There are three sisters still living Judy Ann Wood in Orange, IN, Peggy Atwell in

CONTINUED ON PAGE 27

Always Custom Processing!
 Over 40 Years of Experience
 NOW IN 2 LOCATIONS
 TO SERVE YOU BETTER
DEER PROCESSING

Pate's Processing •
 (812) 866-4710
 4251 S. 850 West

Pantry • (812) 866-MEAT (6328)
 367 W. LaGrange Rd.

Both in Hanover
www.patespantry.com
 VIP CLUB Text PATES to 77948

Pioneer Restaurant
 Brookville, Indiana
 (Behind the Courthouse)
765-647-7935

- Full Breakfast Menu (Mon - Sat)
- Daily Lunch Specials
- Open Early, Open Late (Mon - Sat 7am - ? Sun 12 - 12)
- Ice & Carry-out Available
- Where good food, friends & spirits come together
- Steak, Chicken & Seafood

"Great Weekend Boat & Bike Parking"

BRING THIS COUPON

Split Ends

Owners: James & Michelle Miller

\$2 Off Mens Cuts
\$5 Off Womens Shampoo, Cut, Style
 WALK INS OR APPOINTMENTS WELCOME
"3 Stylists On Staff to Better Serve You"

Mon 12 - 5 pm / Tue - Sat 9 am - 5 pm / Evening - Appts Only
744 S. 5th St. & Corner of Liberty Ave., Richmond
 Ashley 765-570-0347 Kristy 765-994-0087

BRING THIS COUPON



My father MMS Petty Officer 1/c Raymond Eugene Dickerson was a U.S. Navy Seabee serving with CBMU 624 that landed on Okinawa April 1, 1945 with the Marine Air Group 33.

Operation C-LOV Begins in Centerville, IN

All Centerville residents will receive a piece of paper in their next utility bill which is not a bill, but rather news of an exciting new project called "Centerville Loves Our Veterans!" or C-LOV for short. Beth Treaster, Centerville Library director, explained, "Dan Wandersee and Jackie Carberry told me they wanted to do something in a big way to honor veterans. I was instantly on board because I still have happy memories of the program we had at the library two years ago to honor WWII veterans. It was the most profound, touching program the library has hosted. Dan, Jackie, and I, along with Kris Turner, our military expert on the library staff, came up with a plan."

The plan consists of two parts. First will be an ongoing project to collect and preserve information about Centerville veterans. A database with name, branch, and rank will be the central core, and preserved along with that will be oral interviews and photos. The second part of the C-LOV

plan is to celebrate veterans this coming May. Various activities are planned, and for now residents are asked to save the date of May 27, 2017, at 6:00 PM. More details will be coming.

Anyone who wishes to submit a veteran's name and does not receive the survey form via a utility bill is asked to call or email the library, and a survey will be promptly mailed or emailed. Veterans may submit their own name, but also family members are asked to submit names of veterans who are deceased or no longer living in Centerville. The C-LOV database will include information about any veteran who has ever called Centerville home, no matter how brief their time was here, and veterans of any generation.

The library phone is **765-855-5223** or send email to read@centervillelibrary.info. Questions or ideas may be addressed to the library or to Dan Wandersee, Town Council President.

Announcing Centerville Loves Our Veterans What is Operation C-LOV? A project

- Find every veteran who ever lived in Centerville or Center Township, from 1814 to today.

- Create a database of veterans and record oral histories.

- Preserve this information for future generations; for events, displays, genealogy research, etc.

An event

- Save the date! - a parade honoring our veterans on May 27, 2017, 6PM

- During the month of May - banners of honor, a treasure hunt to learn where our veterans served, and more!

- Stay tuned for announcements!

Please help by completing the Operation C-Lov Information sheet as soon as possible the sheet is for yourself or any veterans you know.

Any war, any generation - we love our veterans! Thank you for helping us to never forget.

Questions? Call Centerville Public Library - **(765)855-5223**

Roaming The Outdoors

CONTINUED FROM PAGE 23

So they got back on board, Bob and Lyle reached into the giant cooler in the back of the boat picking up the walleye and distributing them while I got ready to take some photos of their catch. Photo at right.

Then Bob Boytim put all the walleye into a hand cooler filled with ice and handed the cooler to me. He told me they had taken a vote and wanted me to take their walleye home with me. I refused, but was overruled. Bob took me to his fish cleaning business, while we waited for my walleye to be readied for the trip back home he showed me around his business. Soon the walleye was filleted. Then Bob instructed me on how to keep the walleye fresh by freezing them in plastic bags in water, keep in the freezer. I did so and the walleye kept fresh for a very long time.

I got home fairly late, but tended to walleye doing exactly as Bob had told me. I had gallon plastic bags, I cut out the strip along the side of the walleye, put the walleye in the bag, filled it with fresh water and



Returning from a successful day of walleye fishing from left to right are Roger Steidel from Medina, OH, Jay Bickley from Lakeshore, OH, Skippers Lyle and Bob Boytim and Ray Steidel from Willowick, OH. (Photo by Ray Dickerson placed them in my freezer.

If you would like to spend a day on Lake Erie fishing for walleye, you couldn't ask for a better trip then with Bob, Lyle or Ned. Ned is the younger of the three. They have a website you can look at: www.walleye.com/boytim.htm.

They fish 7 days a week, if you call and don't get an answer leave a message. Call toll free **877-798-5445**. Or write: Boytim Charter Service, Ned Boytim, 502 E. Main Street, Marblehead, OH 43440; **419-798-5445**. Tell them you read about them in The Gad-a-bout. Have a great day on Lake Erie.



CAMPBELLSBURG HARDWARE

Looking for something specific?
Bait & Tackle

Complete line of Plumbing, Electrical & Painting Supplies at a "Low Cost Price"

Key cutting
Special Orders are also available.

Hours: Monday thru Saturday
8:30 a.m. to 5 p.m.
Closed Sunday

206 Jefferson St.
Campbellsburg, IN 47108
Phone: (812) 755-4730



Rick & Jeff's *We Will Not Be Undersold!*
Floor Coverings, Inc.

For All Your Floor Covering Needs

(812) 754-0888
Now Carrying In Stock Area Rugs!
12 Styles To Choose From!
kathy ireland


Shades Of America



Hwy. 56 East • Scottsburg, IN 47170

Riggle-Waltermann

MORTUARY, INC.
32 SOUTH ELEVENTH STREET
RICHMOND, INDIANA 47374
PHONE (765) 966-7684



N.F.D.A.
I.F.D.A.
www.riggle-waltermann.com

BUDROE'S RESTAURANT THE DAY HENRYVILLE WAS HIT BY THE TORNADO ON MARCH 2, 2012



BUDROE'S BUS STOP RESTAURANT TODAY IN HENRYVILLE, INDIANA



MR BUDROE HIMSELF BACK IN HIS KITCHEN WITH HIS HELPERS



Back in the early 2000's I stopped at Budroe's Restaurant monthly. Then around 2003 Ernest McCleery began delivering The Gad-a-bout to Henryville and taking care of Mr. Budroe. I hadn't been in Mr. Budroe's restaurant since then. **Top Photo:** On March 2, 2012 a terrible tornado hit

Henryville, Indiana. The tornado picked up a school bus and shoved the bus into Budroe's Restaurant wrecking it as you can see by this photo.

Middle Photo: After rebuilding, Mr. Budroe renamed it Budroe's Bus Stop. Sitting in front in this photo on the bench is Ernest McCleery.

Bottom Photo: On February 21, 2017 I was traveling with Ernest McCleery learning his route when we stopped at Budroe's Bus Stop. I took the bottom 2 photos that day. Budroe welcomed me in his usual fashion, a big hand shake and a big smile like in this photo. At left is Julie Money and at right Maureen Williams. It was good seeing Budroe again, his shop looks really good and as usual, very busy. ■

Connected Afield

CONTINUED FROM PAGE 21

project and venture. Three years to complete and make ready for all of you to enjoy. We had assistance from the University of Cincinnati's I.T. Solutions Center. We also had some marketing and ideas from Miami University, Oxford.

This FREE app called "ConnectedAfield" has been in circulation for a few years and we have near 19,000 followers or Team C A members. These people who use our mobile app are all Hunters and Fisherman, truly a Target Marketing Audience for all. They all use the app for a reason. It has 7 features all in one app. Weather, Solunar Moon reports, GPS mapping, Journal, Social Page, Classified ads, and Rules and Regulations for all 50 states. Use one or all of these features on your next adventure. Positively, the best tool in your Day Pac for sure. Find out what you are missing. Get connected today Find us on:

The App Store or Google Play. Download / Register / Share with your friends.

Let me know what feature you like best. Email me gkelseyca@gmail.com.

We and our Field Staff team of ConnectedAfield travel to all the local Deer Turkey Shows in our Tri-State region including Ohio/Indiana/Kentucky. We are spreading the word about our great hunting tool for your "Smart Phones" devises and tablets. YES, Its technology, but it works and helps assist and educate any of you in the field and on the water. Get connected! Enjoy and enhance the experience. Your buddy's will love it too. Build your own local network and Share your memories and experiences.

Today, Now, when I come home from a day in the woods of Southern Indiana my family ask me, "How many deer did I see?" "Did I get one?" My answer is now usually, I seen several. Nothing I wanted to take, but I had a great time. I have my chances now and then to harvest the critters, but now I'm more selective as I have a freezer full every season. Because of DNR / state conservation / Deer Management programs, we all have better experiences in the wilderness. FHFH- are my friends and good volunteer people - Farmers and Hunters Feeding the Hungry are a missionary group involved in food pantry donations all over America. One deer can provide up to 200 meals for the needy. If you can, donate a deer. Please do it for a good purpose. I donate and promote every season that I am able.

"God Bless America" and our Second Amendment Rights to bear arms and continue our outdoor sports programs for all of us and our Youth to enjoy for many years ahead. Oh, Yes did I say get a kid involved and be their mentor in the field or on the water. It helps promote a good, clean future for all.

Glenn "Papa Kels" Avg. Joe Staff / ConnectedAfield ■

Corporal Gerald Shepler

CONTINUED FROM PAGE 25

Indianapolis and Connie Barrett in Richmond. (Side note, my wife Sherry told me she did Connie Barretts hair when she came to my wife's beauty shop in Centerville, some years back.)

Don told me about an interesting book he found in an attic, it was Gerald's 5th Grade Geography book which he had drawn military equipment on several of the pages. Don gave the book to his mom on December 9th. Later that same day, December 9th his mom got the call from the Army that they had verified Gerald's remains and was returning him to Union County for burial. She was crying when she called Don, he said the call from the Army was his mom's early Christmas present.

Walking toward Treaty Line I was stopped by Toby Wood from Orange, Don and Ron's brother. He told me we had talked earlier about the new gun law enacted for this past deer season and asked that I get in touch with him when I could. I told him I would.

Corporal Gerald Ivan "Bud" Shepler's Obituary:

Korean War veteran, Corporal Gerald Ivan "Bud" Shepler, 20, went missing in Korea on November 29, 1950. He was a paratrooper with U.S. Army Company K, 3rd Battalion, 187th Airborne Infantry Regiment, 7th Infantry Division. On that day according to the Defense POW/MIA Accounting Agency, he was the lead scout on a reconnaissance patrol when they encountered an enemy ambush near Hajoyang-ri, North Korea. During the battle, an enemy mortar round reportedly exploded within ten yards of Shepler. Following the action, he could not be accounted for and the U.S. Army declared him missing in action.

Gerald was born in Union County, May 13, 1930, to Merle and Ruby Davis Shepler. He attended Union County Schools and developed an early attraction to drawing. A book of Gerald's drawings from the fifth grade shows army jeeps, airplanes and equipment. He enlisted in the U.S. Army on August 4, 1948 and on August 4, 1950 while on leave, he married the former Marjorie Smalley, who survives. Gerald's military decorations include the Purple Heart awarded posthumously to his family, Army Good Conduct Medal, Korean Service Medal with Bronze arrowhead device and three bronze stars, Combat Infantry Badge, and Parachutist Badge with one bronze star.

Among Gerald's survivors are his three sisters: Judith Ann Wood of the Orange community, Peggy J. Atwell of Indianapolis; Connie A. Barrett and her husband, Robert of Richmond; several nieces and nephews.

In addition to his parents, Gerald was preceded in death by two sisters: Iona Monzelle Fisher and Patricia Rose Sizelove; and two brothers: Thomas Davis, Sr. and Robert Shepler.

Public graveside services was conducted at 2 p.m. Saturday, March 11, 2017, at Dunlapsville Cemetery, Union County, with full military honors provided by the Indiana National Guard Ceremony Unit, American Legion Post #122 and VFW Post #1472, both of Liberty. Memorial contributions may be made to the Orange Christian Church, 7649 W Co Rd 400 S, Glenwood, IN, 46133. Showalter Blackwell Long Funeral Home, Fosdick Chapel, Liberty, was in charge of the arrangements. For additional information and to send condolences or memories, go to www.ShowalterBlackwellLong.com. ■

Like a good neighbor State Farm is there®

CARL SHARP

27 W. Union St. Liberty, IN
458-5574 or
800-974-5574
www.carlsharp.com



Riverside Sporting Goods



1811 N. Washington St.
Marion, IN 46952 • 765-662-1590
Family Owned & Operated
Manager: Chad Phillips

Fishing • Live Bait • Tackle • Propane
Ice • Hunting • Guns • Ammo • Archery
Personal Protection • Canoe Rental
U-Haul Rental - 765-664-7939

rW GunsMiTH sHoP

AGI CERTIFIED



ricci Willis
Owner

6491 S. GREENSBORO PIKE
KNIGHTSTOWN, IN 46148
765-345-7935

HOURS: MON. 1:00 - 7:00 PM
TUES.- WED.- THURS. 10:00 AM - 6:00 PM

1st Place N of Kennard Rd on W Side, Look for sign on Pole Barn

THE GUN DEN

Buy - Sell - Trade

337 Roosevelt Dr. Shelbyville, IN 46176
(317) 398-3852

FOR ALL YOUR OUTDOOR & HUNTING NEEDS

CHECK OUT OUR WEBSITE AT
www.thegundenonline.com

A Large Selection of Kimbers in Stock

ALL LONG GUNS ON SALE

We do special orders and layaways

The Potawatomi Trail of Death is a Regional Historic Trail

Part 4

By Shirley Willard

All the markers were paid for by interested persons, groups, Boy & Girl Scouts – at no expense to taxpayers. Nearly 30 Boy Scouts have earned Eagle awards by erecting Trail of Death markers, and several Girl Scouts for their Gold Award. Several Potawatomi families have paid for markers as memorials to their ancestors. Markers have been sponsored by the Pokagon Band of Potawatomi, the Prairie Band of Potawatomi, and the Citizen Potawatomi Nation. Not all the markers are at the 50 campsites. Some are located along the route where the marching emigrants passed on the Trail of Death. Most are located at prominent spots where the public will see the markers, close to the actual Trail of Death route.

The last historical marker to complete the Trail of Death in Indiana was dedicated March 3, 2001, at the Wabash River on the Tippecanoe - Warren county line. It was sponsored by the Pokagon Potawatomi Elder Council. Like most of the Trail of Death markers, it consists of a huge boulder supplied by the land owner, Jim Crites. The dedication was attended by about 60 people. I acted as the emcee and Mrs. Evelyn Ball spoke briefly. Clarence White, Pokagon elder, gave the blessing. The 42nd Royal Highlanders Bagpipe Band of Lafayette played.

In 2005 we changed the Indian Awareness Center to the Potawatomi Trail of Death Association, continuing as a branch of the Fulton County Historical Society. Our new goal was to erect historic highway signs similar to the Lewis & Clark signs. The logo was designed by David Anderson, Seattle, a member of Citizen Potawatomi Nation. The first signs were erected across Fulton County by Manitou Chapter of Daughters of American Revolution, Rochester. In the next three years these beautiful signs were erected in all seven of the Indiana counties through which the Trail of Death passed: Marshall, Fulton, Cass, Carroll, Tippecanoe and Warren.

If you would like to help, contact me at 574-223-2352 or wwillard@rtcol.com. A sign costs about \$60. They have to be erected by county or city highway departments. Usually the department furnishes the post and labor free. Indiana and Kansas are done. We are still working on Illinois and Missouri.

Indiana's Section of the Trail of Death

Everyone traveling US 31 has noticed the small sign: Chief Menominee Monument and an arrow toward the west at the south edge of Plymouth. This is where the Michigan Road (Old 31) meets (New) U.S. 31, and is part of the Trail of Death. Sounds terrible, doesn't it? A trail of death right down an Indiana highway! Some call it the Hoosier Holocaust.

The Trail of Death starts at Chief Menominee's statue, a huge stone figure of an old but majestic Indian. When I first saw it, I thought, "Oh, it is just an artist's conception of Chief Menominee and probably does not look like him at all." The clothing does not seem right for a Woodland Indian

because the big feathered war bonnet belongs to the Plains culture. But when I took a picture of Paxico Wabaunsee, descendant of another famous Potawatomi chief, who was standing beside the statue, I was amazed to find that the picture revealed them having the same profile. Maybe the statue does look like Menominee. We note that some large respected museums have old "war bonnet" headdresses labeled Potawatomi so that may actually be what Menominee wore when he gave his famous speech.

People tell me they have a hard time finding Menominee's statue. They turn off the highway US 31 at the sign pointing west and drive and never find it. You go six miles and then turn north on Peach Road. The statue is about a half mile north after you turn on Peach Road, standing near some trees on the right (east) side of the road. It is surprising to find this beautiful statue in such a quiet lonely place. There are no houses near. The only sound is the birds and the wind and the tree leaves rustling. Across the road are cornfields and a red-tailed hawk circles overhead. The serenity causes the visitor to reflect on the spirituality of the American Indians. The words at the bottom of the statue tell about the Trail of Death and bring tears to the eyes of many visitors. A new historical marker was erected beside the statue telling about the location of Menominee's village at Wolf Creek, according to archeological evidence. This was erected in 2010 by Boy Scout Tylor Borggren.

To follow the Trail of Death, go north on Peach Tree Road, which takes you between the Twin Lakes. When you arrive at 12th Road, you are facing north toward an open field, once thought to be the location of Menominee's former village. To the left (west) about a quarter mile is a boulder with a plaque commemorating Menominee's chapel, built in 1827 for the Catholic priests who came as missionaries and baptized the Potawatomi. Father Benjamin Petit went with the Potawatomi on the Trail of Death and died on the way back to Indiana, becoming a martyr for his beloved flock. In 1850 Father Edward Sorin, founder of Notre Dame University, went to St. Louis and brought back Petit's remains to bury under the cathedral. Today the remains of Rev. Benjamin Petit and three other missionary priests are under the Log Chapel on the Notre Dame campus.

Turn right (east) on 12th Road and follow the Potawatomi Trail signs back to U.S. 31, cross the big dual lane highway US 31 and you are on Old 31, the historic Michigan Road. Follow the Michigan Road, a paved highway, south through Argos. (Argos was not founded until 1851 so was not there in 1838 when the Trail of Death took place.) Stop at the Tippecanoe River where the emigrating Indians camped the first night, September 4. This was a village called Chippeway, with a post office in William Polke's double log cabin trading post. Polke's white frame house built in 1832 was a mile north of the river. (Air-Vac built a new factory there in 1992 and donated Polke's 1832 house to the Fulton County Historical Society. The Polke house was moved a mile west to the FCHS museum grounds.) The Indian camps spread out all the way from Polke's house to the river, hundreds of camp fires to cook supper and breakfast. Apparently they did not eat lunch unless they simply carried left-overs to munch. Meals consisted of boiled meat and fried

hoe-cakes of cornmeal or flour.

A metal sign by the Tippecanoe River for the Michigan Road was placed in 1925 by Indiana Historical Society. A huge boulder with metal plaque tells about Chippewanung Village and treaty placed by the Manitou Chapter of Daughters of the American Revolution in 1922. It states that the treaty of 1836 was signed a mile east of there, which would be in the wooded area west of the Haimbaugh round barn on Indiana 25. An old sycamore tree still marks the place, believed to have been bent by the Indians to mark the treaty site. The huge old treaty tree is in a woods on private property and permission is needed to enter.

On September 5, 1838, the Potawatomi were marched at gunpoint down Rochester's Main Street. An unusual memorial by the courthouse records the event, unusual because it has four boulders brought from each of the states the Trail of Death passed through, and a plaque with the story and a map. The boulder for Indiana was donated by Rex Bowen, Rochester. All the boulders were hauled by my husband, Bill Willard, with his truck. The plaques were sponsored by Potawatomi families who had ancestors on the 1838 Trail of Death, the family of William O. Wamego, and Susan Campbell, whose fourth great grandfather Chesawgan is mentioned in the diary. The marker was erected in 1995. A similar memorial consisting of five boulders was placed in 1997 in front of the Fulton County Museum, four miles north of Rochester on US 31. The fifth boulder is from St. Louis where Father Petit died, and the map shows his travel route and place of death.

The Potawatomi camped that night (September 5) at Mud Creek on Indiana 25 south of Rochester. There the first death occurred, a Potawatomi baby. George Winter sketched the campsite, showing cooking fires with iron racks holding small tin kettles and spits, wedge tents, and people sitting on the ground. In 1976 a huge boulder with a metal plaque was placed for the first death, sponsored by Boy Scout Troop 285. This was the Eagle award project of Allen Willard, one of my sons.

Follow Indiana 25 through Fulton and Metea, the latter named for a Potawatomi chief who had relatives on the Trail of Death, to Logansport. On the corner of Fulton Street, at the edge of the Memorial Hospital grounds, you will see a flat marker set on the hillside. This Trail of Death marker was erected by the Cass County Historical Society in 1988.

Another Trail of Death marker was erected in 2005, located on the River Bluff Trail on north side of the Eel River and east of Indiana 25 by the railroad tracks. This is south and across the street from the hospital. The sign and fitness trail were funded by the Memorial Hospital Foundation with donations from the public. The River Bluff Trail sign is beside a wooden bridge across Horney's Creek, where the Potawatomi camped Sept. 6-9 on the Trail of Death.

The Potawatomi camped at Logansport four days and celebrated Mass on Sunday with Bishop Brute and Father Petit. On Monday September 10 the forced emigration continued. George Winter sketched the Mass and a long line of marchers as they left Logansport, winding along the river bank toward the west. They did not cross the Wabash River but traveled along its north side. Leaving the hospital grounds, continue south but turn west (right) on East Miami Street just after the railroad

TOLLIVERS

Hunting & Fishing Supplies

Directions: From Salem: go 135 N 12 mi., turn east bottom of Milport Knobs, go 3/10 mile. From Brownstown: go 135 S. approx. 10 mi., then same as above.

(812) 358-4867 or 1-800-238-0358




- Guns • Ammo
- Camo Clothing
- Live Bait • Parker Bows

See Us For All Your Archery Needs




TREE CITY METAL SALES




• Crews Available

- ◆ Metal Sales
- ◆ Pole Barns
- ◆ Vinyl Fencing
- ◆ Garages
- ◆ Garage Doors

Steve Wagler
50 W. 650 N, Greensburg
812-663-4863 Cell 812-523-6272



A-1 LOCK & SAFE SHOP

765-966-2597



Tri-County Awards

765-966-0757



SignGrafX

765-962-3636



1001 South "E" Street, Richmond, IN 47374

tracks. Then follow the Potawatomi Trail signs, turn left on Third Street, right on East Linden, right on Wheatland, left on Front, right on West Wabash Ave, go under US 35.

To follow the Indian trail, go west (left) on Indiana 24, turn south and go under the railroad track at 400 West to Georgetown and turn west (right) at the river. Then follow Georgetown Road heading west along the Wabash River, continuing on it as it becomes Lockport Road and Towpath Road, following the Potawatomi Trail signs. A stone marker was erected by Boy Scout Crispin Andrews in 1997 where the Potawatomi camped at Winnemac's old village on Towpath Road and County Road 112 West in Carroll County.

About a mile further on Towpath Road is Burnett's Arch and historical sign on right for the boat bridge over the Wabash & Erie Canal. It was named Burnett for Abraham Burnett, the Potawatomi son of William Burnett, a fur trader. Burnett's Reserve was a large amount of land that he was awarded in treaties despite the fact that he fought on the side of The Prophet in the Battle of Tippecanoe. Abraham's adopted son, Abram Burnett, was a full-blood Potawatomi who was on the Trail of Death.

The route winds around on country roads, some blacktopped and some gravel, past the former blacksmith shop of Carroll County Historical Society president Lawrence VanderVolgen, who erected a wooden sign in 1988. VanderVolgen, now deceased, recalled that his grandfather told him the Indians passed through his field by the river. A metal sign was erected there in 1997 by Boy Scout Matt Trapp. This is on 800 West and 700 North.

To get back to the Potawatomi Trail signs, go south to 800 W and 550 N. The camp for the night of Sept. 11 was at Pleasant Run, a creek near Pittsburg. Boy Scout Kris Cannon erected a marker there in 1996. If you get lost, remember to follow the river as closely as you can. And consider yourself lucky, as you ride in your air-conditioned vehicle. The Indians were walking in sweltering heat, yearning for a drink of water. You can get a drink of water at Pittsburg's flowing well fountain in the center of town. Go straight through Pittsburg to 900 W and turn left. At 200 N (Bicycle Bridge Road) turn right, then left at 1000 W and cross the county line into Tippecanoe County.

Turn right on Pretty Prairie Road, left on Grant Road, left on Pretty Prairie Road, cross the Tippecanoe River, enter Battle Ground at the east edge of town. Potawatomi Trail signs are at North 9th Street on north side of railroad tracks and at the Battle Field.

Sept. 12, 1838, the Indians and their escorts passed by the Tippecanoe Battle Field, where some of the older men had fought 27 years previously in 1811. In 1996 a huge boulder from Burnett's Creek was placed near the Battle Field Museum entrance. A map and plaque were attached to the boulder by four Girl Scouts for their Gold award. The marker was sponsored by Tom Hamilton and family, descendants of Abram Burnett, a 26-year-old full blood Potawatomi on the Trail of Death.

At the Battle Field make a U turn and turn left on Prophets Rock Road to see the high rock where the Prophet is legended to have stood to watch the Battle of Tippecanoe in 1811. Then turn right onto Burnetts Road. Go to Indiana 43 and turn left, turn

right on 500 N. The emigrating Potawatomi camped near Lafayette; the site is occupied by houses now. The historical marker is a boulder with a metal plaque located on 500 North between Morehouse Road and 225 West about a mile west of the Mt. Zion Church. It was erected by the Tippecanoe County Historical Society in 1988.

We don't know the exact route across Tippecanoe County but we figure it was near the Wabash River and Fort Ouiatenon. To follow the Potawatomi Trail signs from 500 N, turn left on Taft Road, left on 300 N, cross Klondike Road, right on Indiana 26, left on 325, right on River Road, cross Division road, left on 875 W, left on 950 S.

The 1838 diary records the next night's camp was at LaGrange, a town that no longer exists on the banks of the Wabash River at the Tippecanoe - Warren county line. In 1998 Kristy Young erected a beautiful marker shaped like an arrowhead for her Girl Scout Gold Award, but it was a wooden plaque attached to a small boulder. A mower hit it and knocked it off the boulder but it was rescued and taken to the Tippecanoe County Museum.

A metal plaque on a huge boulder was erected in 2001 for the LaGrange encampment. Located on the north side of 900 West a mile and 7/10 from 75 South, the boulder with historical marker is on the land of Jim and Beth Crites. The boulder has a metal plaque and a painting of an Indian head similar to that found on "Indian head" nickels. It was painted by Jim's sister Verna Yoder, an art teacher. The marker was sponsored by the Elder Council of the Pokagon Potawatomi.

Continue southwest in Warren County on Independence Road as it winds around by the river. This is beautiful hilly country. The Black Rock is a high ridge from which The Prophet was believed to have posted look-outs before the Battle of Tippecanoe. Follow the river but do not cross it. Remember in 1838 they did not have bridges so crossing a river meant everybody getting wet and risking drowning and losing supplies.

Approaching Independence you will see on the left Zachariah Cicott's Trading Post memorialized with a park. Inside the park entrance is a huge boulder with the words telling about the Trail of Death sand-blasted into the stone. John Henry and the Warren County Park Board erected the marker in 1993.

Go west on Independence Road to state road 55, then turn left on Indiana 28. Enter Williamsport on Old Third Street (this is Old Town and there is a new Third Street on the other side of town), go three blocks and turn left on Main Street. The Trail of Death marker is a metal sign on a post in the Old Town Park on Old Second Street and Main. It was erected in 1996 by Boy Scout Troop 344 and Phil High for his Eagle award.

Leaving Williamsport we are again unsure of the exact route taken to Gopher Hill Cemetery, the next night's camp. Follow the river - it is too far from the road to see it - but turn right on West Washington Street. Turn left on Grant Street, right on 400 S, left on Gillespie Road, cross Indiana 63. Turn left on 900 W, right on 950 S, turn south on 900 W. Turn north to Gopher Hill Cemetery.

Alternate route - You could go west to Johnson City and then south on 900 West to the old 1830 Gopher Hill Cemetery. A sign states that soldiers from Gen. William Henry Harrison's march camped there and some of his soldiers were buried

there after the Battle of Tippecanoe in 1811. The Trail of Death marker at Gopher Hill Cemetery is a big boulder with metal plaque, erected 1999 by Ken and Ilene Smith, West Lebanon.

Gopher Hill Cemetery is only a mile and a half from the Illinois state line. Leaving Gopher Hill turn right on 950 S and left on 1100 a.k.a. State Line Road. Follow the Potawatomi Trail signs to Danville and on west to Kansas.

Imagine as you face west that you had to march for days on end, through heat and cold, on dusty roads, muddy roads, no roads to a God-for-saken place called Western Territory. There are people who truly love flat tree-deficient Kansas, but the Indians of Indiana spent the rest of their lives yearning for the wooded hills of home. Many came back in the 1800s and some came back to Indiana in the 1960s, including one named Tom Hamilton, a Citizen Band Potawatomi who found his way back to the land of his ancestors at a lake near Leesburg, about 20 miles from where his great great grandfather, Abram Burnett, was born at Chief Aubbeenaubbee's Reserve on the north side of Tippecanoe River in Fulton County. Hamilton has used his computer to generate the Trail of Death map used on many of the historical markers.

As far as we know, no one else from Indiana ever traveled to Kansas and tried to locate the Potawatomi descendants until we did in 1988. We learned a most amazing story about what happened to them after they arrived on November 4, 1838, with winter coming on and no houses. They must have felt quite dejected and unwanted, driven from their homes, like nobody cared. But they found that God had not forgotten them.

The year before they arrived, Rev. Christian Hoeken had established in 1837 a mission by Sugar Creek about 20 miles south of Osawatomie and by March of 1839, the Potawatomi on the Trail of Death had all drifted down there. Sugar Creek lies at the bottom of deep stone gorges and by going down below the stone walls, the Potawatomi found shelter from the cold winds. They helped to build log cabins for the mission, and a couple of years later, an elderly nun named Rose Philippine Duchesne was granted her life-long wish to be a missionary and establish an Indian school. She came to minister to the same Potawatomi who were driven at gunpoint from Indiana. They were so excited when she was still a few miles away that 500 Potawatomi went to meet her on horseback and on foot on July 9, 1841. Stories of her kindness and piety were told by generations of the Potawatomi.

Sister Virginia Pearl grew up at St Marys, Kansas. She recalled that her mother gathered the children "around the kitchen table and told us about her grandmother who was a little girl on 'a long walk' (the Trail of Death) and how she passed down her memories to her children of crossing a great river."

But mostly her memories were of a wonderful spiritual lady, a Madame of the Sacred Heart, who taught the children how to pray and the girls how to sew and how she came to be called "She Who Prays Always." The story is told that when they went to sleep at night, the Indians saw Rose Philippine praying and the next morning she was in the same position, still praying. Wondering if she really was praying all night, they put little pebbles on her long robe. The next morning the pebbles were gone.

CONTINUED ON PAGE 30



Troyer's Country Store & Bakery
Fresh Fruit & Vegetables
28 Deli Meats
45 Cheeses
Weekly Deli Specials
Daily Sandwich Specials
Roll Butter

Deli Hours: 8 am-4:30 pm Mon-Fri / 8 am-3:30 pm Sat / Closed Sun
8 mi. North of Greensburg or 10 mi. South of Rushville on SR3
Call: 765-629-2604

providing quality used auto parts for 27 years

Underwood Auto Parts

local 812-752-2226
fax 812-752-6308
TOLL FREE 1-800-628-7858

Hours: Mon-Fri 8am-5pm
One of Midwest's cleanest salvage yards!
ASK ABOUT OUR PROMPT DELIVERY SERVICE
www.underwoodautoparts.com
Find our store on eBay: underwoodautoparts
SAVE 20% WITH THIS AD / limit 1 per order

WELLS VARIETY STORE
10th & Eastern, Connersville, Ind.
1-765-825-8586 ~ 1-800-398-5062

Carhartt FOR MEN, WOMEN & KIDS
Hard at work since 1889

MUCK, ROCKY, LACROSSE, DURANGO
& M^C RAE BOOTS

RED WING SHOES WRANGLER JEANS

WELLS LUMBER & HARDWARE
• HARDWARE • TOOLS
• PLUMBING • ELECTRICAL • PAINT

Gad's Corner

Photos sent to The Gad-a-bout for GAD'S CORNER must contain identifying information, date, weight, points, other, experience, etc. Send a phone number in case I need to contact you. Send regular size, i.e. square and horizontal rectangular photos. Large vertical photos can only be used when I have enough space to use them. **Please identify person with game!!!**
Send Photos to: The Gad-a-bout, 105 E. South St., Centerville, IN 47330 or E-mail .jpg photos to: raythegadabout@gmail.com Questions Call Cell Phone: **765-960-5767**



Mike Nicholson took this 10 Point Apx. 170 lb. Buck on 11-22-2016. (Red Barn Bait & Guns Photo, Salem, IN)



Nicholas Marling took this 9 Point Apx. 165 lb. Buck on 11-25-2016. (Red Barn Bait & Guns Photo, Salem, IN)



Jeff Taylor took this 10 1/2 Point Buck on 12-7-2016. (Red Barn Bait & Guns Photo, Salem, IN)



Riley Voyles took this 10 Pt 185 lb. Buck on 11-12-16. (Red Barn Bait & Guns Photo, Salem, IN)



Jeff Nougale took this 12 Pt Buck on 11-12-16. (Red Barn Bait & Guns Photo, Salem, IN)

Potawatomi Trail of Death

CONTINUED FROM PAGE 29

bles were still there, indicating that she did indeed pray all night. Down through the years many miracles and cures were attributed to her and biographies of her were published in 1954 and 1965. She was canonized in 1988, the first female saint west of the Mississippi River.

The local diocese bought 450 acres and in 1988 created St. Philippine Duchesne Memorial Park on the original site of St. Mary's Mission on Sugar Creek. The first time we Hoosiers heard of it was when we began planning the first Trail of Death Commemorative Caravan in early 1988. Father Robert Pool invited the caravan to spend the night at the park and camp out. He told us that volunteers from the Diocese were raking leaves and discovered rows of old rusty nails. Research indicated these rusty nails outlined the buildings of the mission, so they took white stones and placed them to outline the buildings. They made wooden signs naming each building: the church, nun's quarters, girls dormitory, boys dormitory, school, also signs that told of the Potawatomi chiefs. They made a 12- foot circular metal altar and erected a 30- foot tall metal cross. In 1989 Bob White, Overland Park, Kansas, built a stone wall to protect and display six wooden plaques of the Trail of Death diary - a gift from the Indian Awareness Center of the Fulton County Historical Society, Rochester, Indiana. White and other volunteers made seven wooden crosses with metal plaques with the names of the over 600 Indians who died there. They also made a map of the Trail of Death engraved in stone, the 14 Stations of the Cross, and memorials to various saints and Biblical events. It is a powerful, spiritual place to visit. We have been there several times. Each time we met more Potawatomi who had ancestors on the Trail of Death and the commemorations have been

growing ever since.

The 1838 Trail of Death was a terrible experience and it remains a bitter memory for many of the Potawatomi, as do the other removals of the Native Americans from Indiana and other states. My committee has given so much of their time and energy and prayers to these commemorations to attempt, in some small way, to atone for the injustice and sadness of the past and to make known that we wish the Trail of Death had never happened. The Trail of Death caravans and dedications of historical markers have been a time of healing and an opportunity to appreciate the Indian heritage of America.

For Indiana's Bicentennial in 2016, the Trail of Courage Living History Festival has been designated a Legacy Project. Already we have succeeded in getting the Potawatomi Trail of Death put into three Indiana Bicentennial history books, along with a map and the logo of a Potawatomi mother with her baby on her back, following her man and an eagle flying over their heads. At the Trail of Courage we will honor members of the Citizen Potawatomi Nation who had ancestors on the Trail of Death.

The Citizen Potawatomi Nation awarded a grant to Potawatomi Trail of Death Association to digitize the 50 videos taken by volunteers during the six caravans. Susan Green, Rochester, a professional film maker, digitized them and made a documentary which tells what happened to them and how they have survived today, even though scattered "Like Birds in a Wind Storm," the title. This documentary is also a Legacy Project for the Indiana Bicentennial.

Our prime message is that the Potawatomi have survived. They are a kind, loving, intelligent people, whose strength and courage has enabled them to overcome difficulties, face the future and bring a special spiritual blessing to wherever they live.

"Let us tell the stories of the past and vow never more."



Seven year old Colten Smith shot this coyote with a 308, on the family farm in Hancock County, IN. (Photo submitted by Debbie and Cecil Adams e-mail)

Mendenhall True Value

Help Is Just Around The Corner.

GARDEN SEEDS BEST SELECTION IN TOWN

SEED 125 S. W. 5th Street BULK
POTATOES Richmond, IN 47374 ONION
765-962-4842 SETS

Plan your Indiana adventures at

www.INDIANAOUTFITTERS.com

INDIANA'S ONLINE OUTDOOR RECREATION GUIDE

Link up to us at www.INDIANAOUTFITTERS.com

Find all the info you need
with this **FREE**
Indiana Trip Planning Website!



Where do you want to go
this weekend?

visit **www.INDIANAOUTFITTERS.com**



FREE! Indiana Cabin Rentals Guide
www.IndianaCabinRentals.com



Now finding cabin rentals is easy.

Use a clickable map of the state to find a rental cabin!



Looking for lodging with a hot tub?

Want a place by the water?

Find traditional log cabins, historic cabins, floating cabins, camping cabins, and unique rental homes throughout Indiana.



Why settle for a stuffy hotel room when there are options like this?

Rent your own private cabin!



Want a secluded cabin with peace & quiet?

Want a cabin near the heart of the action?



Need a pet-friendly cabin?

Want a basic camping cabin without all the frills?

www.IndianaCabinRentals.com

Find specials, pictures & links to cabin rentals around Indiana



126 South Perkins St.
Rushville, Indiana 46173
765.932.3964

Store Hours: Tues-Fri — 10 am to 6 pm.
Sat — 10 am to 5 pm. Sun — 1pm to 5pm

All items in stock at time of ad. Pricing valid while supplies last. Sorry, no rain checks or special orders. Not responsible for typo errors. Case quantities available on some ammunition. Sale prices not valid for gun trade ins.

www.fieldsoutdooradventures.com

FIELDS OUTDOOR ADVENTURES
Inventory SALE
Promotional Items,
Novelties & Notions
Come see what you can add to your man cave.



Model	Caliber	Sale Price
Micro Rosewood Two-tone	.380 ACP	\$499.99
Micro Belair	9 MM	\$699.99
Ultra II Sapphire	9 MM	\$1429.99



Smith & Wesson

Model	Caliber	Sale Price
SDVE	9mm or .40 S&W	\$269.99
SHIELD	9mm	\$329.99



Manufacturer	Model	Caliber	Sale Price
H&K	P30SK LE	9mm	\$699.99
H&K	VP9 LE	9 MM	\$699.99
Springfield Armory	XD ^s	9 MM/.40 S&W/.45 ACP	\$399.99
FMK	9C1	9 MM	\$299.99
Remington	870 Tactical	12 GA	\$349.99
Smith & Wesson	Victory	.22 LR	\$369.99
Glock (includes one 50RD box FMJ w/ purchase)	43	9 MM	\$449.99



Manufacturer	Sale Price
Primers (Excluding Match)	\$25.00 per 1000
Magpul AR-15 30 Rd Magazines	\$11.99

Predator Tactics Lights in stock

FIELDS OUTDOOR ADVENTURES
TAX SEASON LAYAWAY
25% down for 60 Days
or
50% down for 90 Days

Stripped Ruger and Rock River AR-15 lowers, complete Rock River lowers and Rock River parts kits in stock.



Windham Weaponry

Manufacturer	Model	Caliber	Sale Price
Rock River	Elite Mid II	5.56 MM	\$999.99
Windham	R16	5.56 MM	\$499.99
DPMS	Oracle	5.56 MM	\$499.99
Del-Ton	Sport	5.56 MM	\$499.99
Armalite	Eagle	5.56 MM	\$499.99
Colt	Expanse	5.56 MM	\$699.99
Laser Genetics	ND3 AR LIGHT		\$79.99



SHOTSHELL SPECIAL		
Manufacturer and Model	Gauge	Sale Price
Remington Gun Club 2.75 in, 1 oz	12 GA	\$5.99
Fiocchi 2.75 in, 1 oz	12 GA	\$5.99
Fiocchi 2.75 in, 1-1/8 oz	12 GA	\$5.99
Estate 2.75 in, 1-1/8 oz, 7.5	12 GA	\$5.99



Handgun (Prices per 1000 Round case unless otherwise noted)					
Manufacturer	Caliber/Bullet	Sale Price	Manufacturer	Caliber/Bullet	Sale Price
ALL	.32 Auto 71GR FMJ	\$240.00	Fiocchi	.380 ACP 95GR FMJ	\$300.00
Aguila	.32 S&W Long	\$225.00	Fiocchi	.45 ACP 230GR FMJ	\$350.00
Federal	.223 Rem 55GR FMJ	\$330.00	Fiocchi	5.56 MM X855 STEEL CORE	\$449.99
Federal	5.56MM 55GR 90 RD Boxes —900RD Case	\$320.00	Hornady	9 MM 115GR XTP or Critical Defense 250RD	\$150.00
Fiocchi	.38Spl 125GR FMJ	\$320.00	PMC	.357 Rem Mag 158Gr SJSP 500RDS	\$225.00
Fiocchi	.40 S&W 180GR FMJ	\$320.00	Remington	.40 S&W 180GR FMJ UMC	\$320.00
Fiocchi	.40 S&W 165GR FMJ	\$320.00	Remington	.45 ACP HTP 185GR HP 500RD	\$300.00
Fiocchi	9 MM 115GR FMJ	\$220.00	Remington	.32 Auto 71GR FMJ	\$240.00
Fiocchi	9 MM 115GR FMJ 200RD Can	\$49.99			



Powder	Sale Price	Powder	Sale Price
H4831	\$19.99	XBR 8208	\$19.99
H4895	\$19.99	W296	\$17.99
IMR 4227	\$19.99	IMR 4320	\$17.99
H380	\$16.99	IMR Hi-Skor 800-X	\$16.99
CFE223	\$19.99	IMR Hi-Skor 700-X	\$15.99
IMR 4064	\$19.99	WC760	\$17.99
WSH	\$17.99	Triple Seven 1 LB Can	\$16.99

Prices are per 1 lb. or individual container