

FREE @ WWW.THEGADABOUT.COM TAKE ONE IT'S FREE

FEBRUARY 2016

THE

GAD-A-BOUT™

ARCHERY, CAMPING, FISHING, HUNTING, HORSES, HUMOR, MILITARY TRAPPING, TRAVEL, EVENTS, OPINIONS, ETC.

BOAT SHOW ISSUE

PICK UP A GAD-A-BOUT AT BOOTHS #268 & C-504

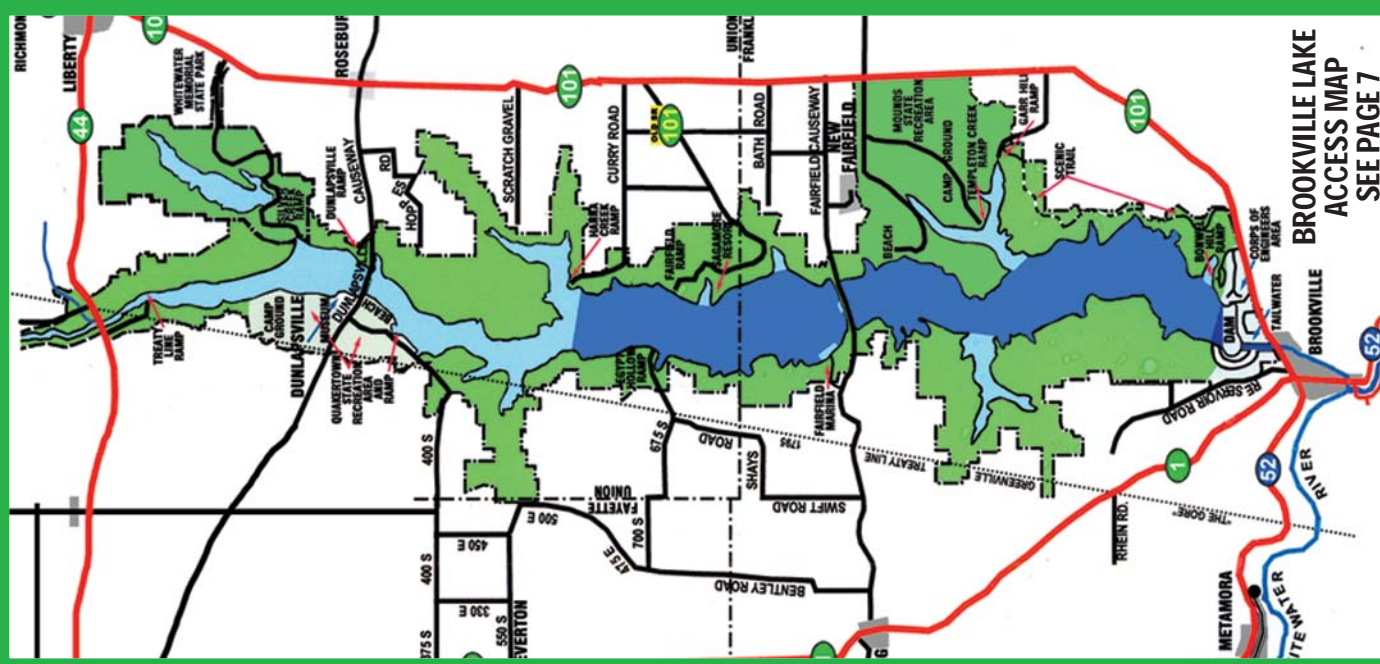


62ND INDIANAPOLIS BOAT, SPORT & TRAVEL SHOW FEB 19-28, 2016 - SEE PAGE 16-17

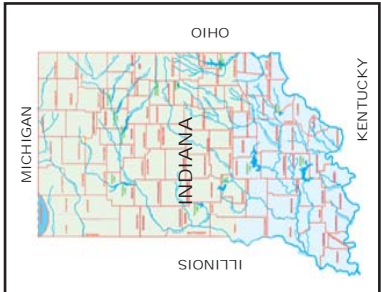


2016 SMOKIN' ON THE WATER BBQ FESTIVAL BY THE LAKE APRIL 29 - MAY 1 SEE PG 8-9


ADVERTISER INDEX PG 2 / ARTICLE INDEX PG 3 READ ABOUT COVER PHOTOS ON PAGE 3




BROOKVILLE LAKE FISHING DEPTH MAP
UPDATED 2015 21" X 33" SEE PAGE 2



TO ADVERTISE IN THE GAD-A-BOUT SEE RATES ON PAGE 31 • CELL 1-765-960-5767 • WEBSITE: www.thegadabout.com • E-MAIL: raythegadabout@gmail.com



The 2016 FourTrax® Rancher®
Works all day and is still up for some fun.



ANDERSONS'
Sales & Service
Madison, In

2914 CLIFTY DR **812-273-4262**

July 1 - February 28
M-F 8:00 AM - 5:00 PM / Sat 8:00 AM - 1:00 PM
March 1 - June 30
M-F 8:00 AM - 6:00 PM / Sat 8:00 AM - 4:00 PM

powersports.honda.com UTILITY ATVs ARE RECOMMENDED ONLY FOR RIDERS 16 YEARS OF AGE AND OLDER. ATVs CAN BE HAZARDOUS TO OPERATE. FOR YOUR SAFETY, BE RESPONSIBLE. READ THE OWNER'S MANUAL. ALWAYS WEAR A HELMET, EYE PROTECTION AND PROTECTIVE CLOTHING. BE CAREFUL ON DIFFICULT TERRAIN. ALL ATV RIDERS SHOULD TAKE A TRAINING COURSE (FREE FOR NEW BUYERS. ASK YOUR DEALER OR CALL ASI AT 800-887-2887). NEVER RIDE UNDER THE INFLUENCE OF DRUGS OR ALCOHOL, ON PAVED SURFACES, ON PUBLIC ROADS, WITH PASSENGERS, OR AT EXCESSIVE SPEEDS. NO STUNT RIDING. RESPECT THE ENVIRONMENT WHEN RIDING. FourTrax®, Rancher® and Best On Earth™ are registered trademarks of Honda Motor Co., Ltd. ©2015 American Honda Motor Co., Inc. (04/15)

ADVERTISER INDEX

YOU CAN PICK UP A FREE COPY OF THE GAD-A-BOUT AT THE ADVERTISERS LISTED BELOW or READ IT FOR FREE AT www.thegadabout.com

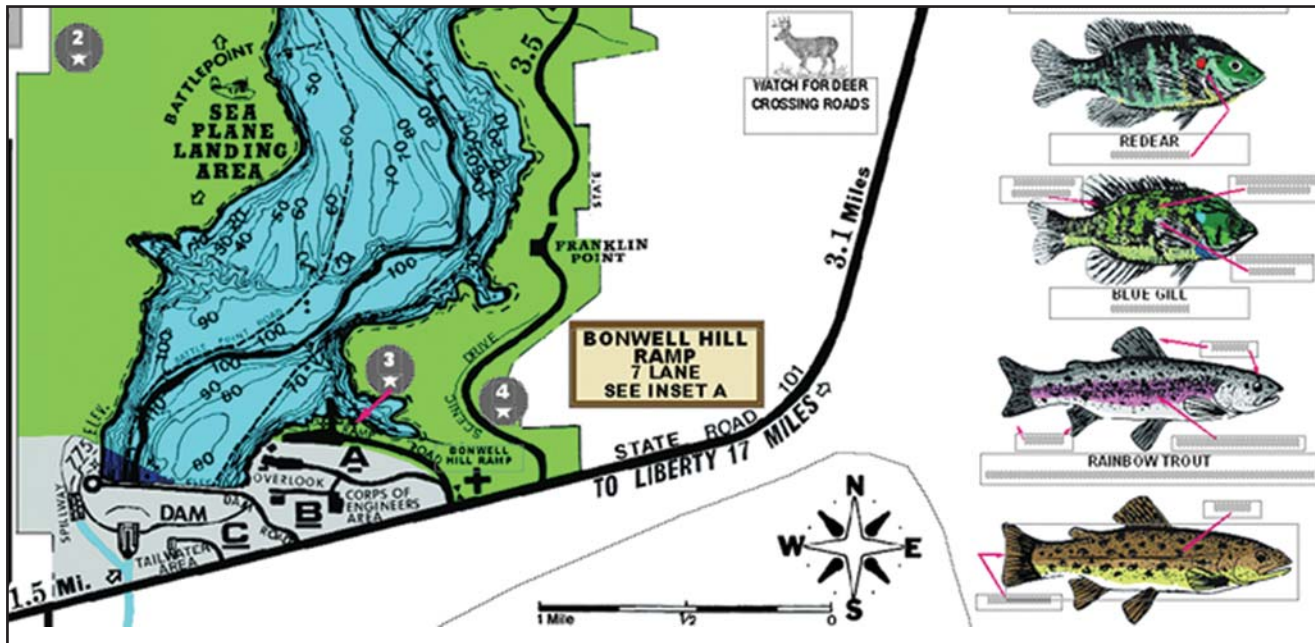
INDIANA
ANDERSON
 9 Guns Pg 26
AUSTIN
 Burris Electric & Plumbing Pg 30
BATESVILLE
 French's Locker LLC Pg 24
BROOKVILLE
 52 Pik-up Convenience Store Pg 6
 Brookville Lake Guide Service Pg 5
 Dairy Cottage Pg 14
 Noble Boys Furniture Pg 4
 Pioneer Restaurant Pg 7
BROOKVILLE LAKE AREA
 Barton Bay Pg 14
 Dave's Triangle Pg 8
 Frames Outdoor Pg 11
 Parkside Marine & More Pg 3
 Quakertown Marina Pg 19
 Smokin' On The Water BBQ Fest Pg 9
 Steve's Marine Pg 11 & 29
CAMPBELLSBURG
 Worley Farm Salvage Pg 21
CAMBRIDGE CITY
 A - T & I Service Pg 21
CENTERVILLE
 Animal Hospital of Centerville Pg 21
 Mills Funeral Home Pg 7
 Vintage Karting Specialty Pg 25
COLUMBUS
 Bush's Market 24
CONNERSVILLE
 Fayette County Tourism Pg 14
 Matt's Custom Guns Pg 10
 Wells Variety Store Pg 6
DEPUTY
 Marion's Greenhouse Pg 7
DUBLIN
 Rihm's Meat Processing Pg 24

GREENFIELD
 Highsmith Guns Pg 25
 J & M Sporting Goods Pg 24
 Jensen's Pawn & Guns Pg 12
GREENSBURG
 Country Mart/Premier Ag Pg 18
 Cutting Edge Sporting Goods Pg 20
 Guns & Tackle, Inc. Pg 16
 Tree City Metal Sales Pg 25
HANOVER
 Pate Meat Processing Pg 27
HARDY LAKE
 Pioneer Village Pg 20
INDIANAPOLIS
 18th Annual Indy Gem Show Pg 12
 62nd Annual Indy Sport Show Pg 17
 Indiana State Police Pg 5
 www.IndianaOutfitters.com Pg 31
KNIGHTSTOWN
 Knightstown Meats & Catering Pg 28
 McDonald's Bait & Tackle Pg 21
 RW Gunsmith Shop Pg 6
KOKOMO
 Joe's Beef Jerky Pg 15
 Martino's Italian Villa Pg 15
LAPEL
 Hoosier Reel Pg 29
LAKE MICHIGAN AREA
 Brother Nature Charters Pg 11
LAUREL
 Laurel Hotel Restaurant Pg 27
LEXINGTON
 Ernie's Traps & More Pg 21
LIBERTY
 Bertch Hardware Pg 5
 Carl Sharp State Farm Pg 8
 Liberty Restaurant Pg 8
 Woodruff's Supermarket Pg 8

LOGANSPORT
 Dale Hardy Supplies Pg 23
MADISON
 Burris Elect & Plumbing Pg 30
 Anderson's Honda Sales & Svc Pg 1
MARION
 Riverside Sporting Gds Pg 6
MCCORDSVILLE
 Cap'n Hooks Bait & Tackle Pg 27
METAMORA
 HAV-A-BITE Diner Pg 28
MILROY
 Milroy Shoes Pg 25
 Troyers Country Store & Bakery Pg 19
 Wagler Furniture Pg 20
NEW TRENTON
 Connected Afield APP Pg 22
NOBLESVILLE
 Log Home Center Pg 12
 Sole Scraper Pg 16
NORTH VERNON
 Ebbing Auto Parts Pg 29
 John's Gun & Tackle Pg 16
PORTLAND
 1 Shot Sports Pg 26
PRAIRIE CREEK RESERVOIR
 Dry Dock Marina Pg 23
RICHMOND
 43rd Spring EIGGS Gem Show Pg 13
 Army Navy Store Pg 28
 Best Pawn Pg 10
 Best Stop Auto Care Pg 13
 Cabinet Factories Outlet Pg 8
 D&H Collectibles Turquoise Jewelry Pg 28
 Davis Transmissions Pg 28
 JoAnn's Cafe Pg 26
 Knuckle Busters Auto Repair Pg 27
 Mendenhall Hardware Pg 18

Merkamp Sales & Service Pg 3
 Mighty Muffler Pg 29
 Prairie Wolf Gun Repair Pg 10
 Richmond's Complete Home Imprmt Pg 28
 Riggle-Waltermann Mortuary Pg 29
 Rogan Equipment Polaris Pg 15
 Tri County Awards Pg 26
 Westside Storage Pg 25
 Wildfire Motors Pg 7
RIDGEVILLE
 Heritage Goodhev Metal Roofg Pg 24
RUSHVILLE
 Fields' Outdoor Adventures Pg 32
SALEM
 Red Barn Bait Shop Pg 19
SALAMONIES LAKE AREA
 Bozarth Country Store Pg 18
 S & S Bait & Tackle Pg 22
SCOTTSBURG
 C & T Cycles Pg 20
 Rick & Jeff's Floor Coverings Pg 19
 Scotts Ace Hardware Pg 19
SEYMOUR
 Burris Elect & Plumbing Pg 30
SHELBYVILLE
 Blue River Arms, LLC Pg 27
 The Gun Den Pg 30
SUMMIT LAKE AREA
 Gittin Jiggy With It B&T Pg 21
VALLONIA
 Tollivers Hunting Fishing Supls Pg 30
WILLIAMSBURG
 Rustic Acres Wood Works Pg 19
WEBSTER
 C & C Webster General Store Pg 26
OHIO
MARBLEHEAD - Lake Erie
 Boytim Charter Service "Walleye" Pg 23

BROOKVILLE LAKE FISHING DEPTH MAP (UPDATED 2015)



PURCHASE YOUR 21 1/4" X 33" BROOKVILLE LAKE FISHING DEPTH MAP (See Below For Details)

(Note: The Map on the cover is not this map, see page 7 for that map)

The Brookville Lake Map is printed on two sides in Full Color. See Example at Left, this is a sample portion of the Front Side or Bottom half of Map, this is the Dam area with drawings of the fish in Brookville Lake with identifying markings and other details. There are 14 fish on the Front of Map. The Bottom Half of the map is from Brookville, north to just above Egypt Hollow and Fairfield Ramps. The Top Half of the map is from just below Hanna Creek Ramp north to Brownsville, IN. There is an Inset of the portion of the Brookville Lake area from just above Brownsville to Yankeetown Bridge (The Brookville Lake ends just below Treaty Line Ramp and The East Fork of the Whitewater River begins there and north to Yankeetown Bridge.)

Brookville Lake Area

Illustrated: Depths, Contour lines, Underwater structure (1974), Ramps & Parking areas, Marinas, Buoy areas, State Campgrounds, Beaches, Picnic areas, Pay telephones, Playgrounds, Shelters, Game courts, Rifle, Pistol & Archery ranges, Hunting areas, Handicapped fishing piers, Restrooms, Showers, etc. (See Bottom Half for Legend of Underwater structures, Facilities & other map symbols or keys. Information on "How to properly measure your fish and reference to recording your record fish." Colored Drawings of the fish in Brookville Lake and identification markings for each fish.

Whitewater State Park Area

Illustrated: Trails, Campground, Boat Rental, Cabins, Saddle Barn, Shelters, Picnic areas, Beach, Fishing piers, Ramps, Nature Preserve, Whitewater Lake and access to Brookville Lake

HUNTING AREAS

Illustrated: See Hunting information on Top Half, in lower left hand corner. The Hunting areas are marked on the map with a Star and number (check points). More information is adjacent to check point on acreage and game.

COLOR CODED AREAS

Illustrated: Medium Blue, Unlimited Speed Zone; Light Blue, Idle Zone - No Wake No Wash; Dark Blue, Restricted Area - No Boats Allowed; Green, Indiana Dept. of Natural Resources Property; Light Brown, Waterfowl Resting Area (IDNR Property) Gray, U.S. Corps. of Engineers Area Light Cyan Blue, Tan, Yellow & Gray - Information Boxes

ON SALE AT THE FOLLOWING LOCATIONS (\$2.00)

52 Pik-up Marathon Convenience Store, Barton's Bay Storage, Dave's Triangle, Frame's Outdoor, Jay's Midlake Bait, Parkside Marine and More and Quakertown Marina sells this Brookville Lake Map at their locations.

To Order This Brookville Lake Depth Map by Mail (\$2.00 for map plus \$1.75 for postage and envelope) Send \$3.75 to:

The Gad-a-bout, 105 East South St., Centerville, IN 47330
 (Make Check or M.O. To: The Gad-a-bout)

THE GAD-A-BOUT SUBSCRIPTION FORM

THE GAD-A-BOUT IS FREE AT ADVERTISER LOCATIONS AND A FEW OTHER LOCATIONS DISTRIBUTED BY GAD-A-BOUT REPRESENTATIVES
 IF YOU WOULD LIKE TO HAVE THE GAD-A-BOUT DELIVERED TO YOU VIA THE U.S. POST OFFICE ON A MONTHLY BASIS YOU MAY SUBSCRIBE TO IT FOR ONE YEAR @ \$28.00 ANNUALLY

SEND A CHECK OR MONEY ORDER PAYABLE TO THE GAD-A-BOUT
 SEND TO: THE GAD-A-BOUT, 403 E. SCHOOL ST., CENTERVILLE, IN 47330-1528

NAME: _____
 ADDRESS: _____
 CITY, STATE: _____
 ZIP CODE: _____

PLEASE NOTE: THE GAD-A-BOUT WILL BE MAILED TO YOU BY FIRST CLASS MAIL IN A 9" X 12" WHITE ENVELOPE. SEND ANY CHANGES OF YOUR ADDRESS TO THE ABOVE ADDRESS TO MAKE SURE YOU RECEIVE YOUR COPY ON TIME.



THE GAD-A-BOUT™



IN THIS ISSUE

FEBRUARY 2016 • Volume XXV • NO. 309

Created in 1990 & Published Monthly
by Kentucky Colonel Ray Dickerson
or the name given to him by Golden Eagle in 1995
LOKA'DWE ICHUTAKU YUSHEDON'
Translated "Man who gets things done!"
at 105 East South Street, Centerville, IN 47330

TO CONTACT THE GAD-A-BOUT

Cell: 765-960-5767 Office: 765-855-3857

Website: www.thegadabout.com

*E-Mail: raythegadabout@gmail.com

Facebook: www.facebook.com/thegadabout

COPYRIGHT BY GADCOE 2016

DISCLAIMER: The ideas and opinions expressed by the writers appearing in The Gad-a-bout are not necessarily the same as the publishers.

ADVERTISING SALES

CALL: [RAY DICKERSON](tel:7659605767)

CELL: 765-960-5767 OFFICE: 765-855-3857

CALL: [RICH CREASON](tel:7652153478)

CENTRAL INDIANA CELL: 765-215-3478

CALL: [ERNEST McCLEERY](tel:8128664510)

SOUTHERN INDIANA CELL: 812-866-4510

SPECIAL FEATURES

Liberty Lions Club's Smokin' On The Water BBQ Festival By The Lake April 29 thru May 1, 2016 by Ray Dickerson.Page 8 & 9
18th Annual Spring Treasures of the Earth Gem & Jewelry Show April 1-3, 2016 Indiana State Fairgrounds by Ray DickersonPage 12
43rd Annual Spring Gem, Mineral, Jewelry, Fossil Show and Sale at Wayne County Fairgrounds March 4-6, 2016 by Ray Dickerson . . .Page 13
62nd Indianapolis Boat, Sport & Travel Show February 19th - 28th, 2016 Article by Rich CreasonPage 16 & 17
Fields Outdoor Adventures Licensed Shooting Preserve Update by Ray DickersonPage 26
The Life & Times of Miami Chief Little Turtle, William Wells & Frances Slocum, Narration Final Part 10 by Ray Dickerson. . Pages 27,28 & 29

REGULAR FEATURED WRITERS

ROAMING THE OUTDOORS

by Ray Dickerson (Second Amendment, Noble Boys Furniture, Basketball Bash).Page 4,23,25 & 26

INDIANA STATE POLICE

by Sgt. John D. Bowling (Capitol Police Now Accepting Applications, Stranded in Cold Weather, Nixle-Get ISP News) . . .Page 5

BROOKVILLE LAKE

by Tag Nobbe (Why Brookville Lake is a great place to fish for Walleye)Page 6 & 7

GUN REPAIR

by Marshall Smith (Clean Your Guns).Page 10

LAKE MICHIGAN

by Capt. Mike Schoonveld (Can All Fish Be Equal?)Page 11

TOURISM

by Donna Schroeder (Remembering John Conner and others)Page 14

INDIANA DNR

by Lt. Bill Browne (Passing It On)Page 14

OUTDOORS

by Joe Martino (Hunting coyotes is necessary, but not always understood)Page 15

OUTDOORS & TRAVEL

by Rich Creason (Renfro Does It Again)Page 16

SALAMONIE RESERVOIR

by Ryan Pershing (Great Lakes of the Wabash)Page 18

OUTDOOR HUMOR:

by Dan Graves (Good 'Ole Boy Bass Is Different)Page 19

CRAPPIE FISHING

by Ron Bilbrey (Indiana Crappie Fishing 2016 Tournament Schedules)Page 20

TRAPPING

by Dr. Fred Philips, DVM (ISTA News)Page 21

CONNECTED AFIELD

by Glenn Kelsey (Basic Home Taxidermy)Page 22-23

GAD-A-BOUT DEPARTMENTS

Advertiser IndexPage 2

Gad's CornerPage 29-30

Subscription FormPage 2

Rate Sheet & Contract FormPage 30

ABOUT THE COVER PHOTOS

Left Side: Access Map for Brookville Lake. See Page 7. (Drawing by Ray Dickerson)

Top Right: Renfro's 62nd Indianapolis Boat, Sport & Travel Show will be at the Indiana State Fairgrounds for the week of Feb 19 thru 28, 2016. The Gad-a-bout paper can be picked up for free at the Franklin County Chamber booth C-504 in the Champion Pavillion (Tourism & Quiet Sports area) all week. Also I will have it in my Booth #268 in the Expo Hall for the Deer, Turkey and Waterfowl Expo Feb 25 thru 28, 2016. See Page 16-17 for more. (Photo by Ray Dickerson)

Bottom Right: The Indiana Smokin' on the Water BBQ Festival by the Lake is sponsored by the Liberty Lions Club, all proceeds go to Community Service

projects of the Liberty Lions Club. The 3-day event takes place at 3801 West Old Dunlapville Road, Liberty, Indiana. Location: Treaty Line Museum area in the town of Dunlapville (just south of Liberty, IN - in the area with the log cabins that is located just north of the Quakertown Recreation area on the west side of Brookville Lake.

Contact: www.libertyindianalions.com
See the map on page 9 which gives you the local area with arrows indicating how to get to Dunlapville. See directions at the end of article from several large cities. Also see the aerial photo of the Smokin' On The Water BBQ Festival for a bird's eye view of the village and the location of some buildings and activities.

MERKAMP
Sales & Service
Monday - Friday 8 a.m. - 5 p.m.
Saturday 8:30 a.m. - Noon
OUTDOOR POWER EQUIPMENT

Jct. HWY 35 North & 38
Richmond, IN 47374
765-962-2048

CRESTLINER BOATS

VT MODEL 18

1950 SUPER HAWK

PARKSIDE MARINE & MORE, INC.
BROOKVILLE, INDIANA

2016 BOAT SHOW SPECIALS

COME SEE US AT THE 2016 INDIANAPOLIS BOAT, SPORT & TRAVEL SHOW FEB 19-28 AT INDIANA STATE FAIRGROUNDS

HARRIS FLOTEBOTE

230 GRAND MARINER SEL

220 SOLSTICE

7191 FOX RUN RD BROOKVILLE, IN 47012 765-647-4619

E-mail: boats@parksidemarineandmore.com Website: parksidemarineandmore.com
"We are located across the road from Mounds S.R.A. Entrance at Brookville Lake"

Roaming The Outdoors



by Ray Dickerson

THE GAD-A-BOUT IS FREE

At Advertiser locations and Advertiser support locations (see advertisers index on page 2) and read The Gad-a-bout for free on my website: www.thegadabout.com

MY SECOND AMENDMENT ARTICLE LAST MONTH RESIGNATED AMONG MY REGULAR AND NEW READERS

I am very unhappy with President Barrack Obama's recent announcement concerning his using Executive orders to countermand our Second Amendment right. All of us are saddened when young lives and for that matter any innocent lives are taken by the act of a person with a firearm, vehicle, knife or any other thing that ends a human life. We are taught from birth that life is precious in America, we protect our families, friends and acquaintances. We do so by taking whatever action is necessary. And to that end as Americans we will stand up to tyranny or invasion of any kind. If anyone comes intending to invade America we have the largest standing Army in the world, "Hunters, Firearm Enthusiasts, Police men and women, Home Owners, etc who own and use firearms. In 1941 after bombing Pearl Harbor the Japanese sent over 200 balloons armed with an explosive from their country toward ours, the balloons traveled the jet stream to the West Coast. Their intent was to destroy who or wherever the explosive landed. They didn't invade America



Noble Boys Furniture located at 6032 Holland Road, 3 miles south of Brookville off U.S. 52 (Same location as White's Farm) See their advertisement below. Inset above from left to right Ethel Noble and Luther Noble (owners) and Norma Johnson (Manager). (Author Photos)

because they knew we were and are, armed and ready to defend America. In years since that time a few of the Japanese armed balloons have been found on the West Coast of lower Canada and America.

I've never thought about carrying a handgun since I was a member of the RAF Chelveston and Alconbury pistol teams overseas, way back in the early 60's, until recently. I only have long guns for hunting, but things are happening that are changing my mind. I have more to say, but I have to get this paper finished, more later.

NOBLE BOYS FURNITURE IS HAVING A WING DING OF A SALE, STOP BY AND SEE ETHEL, LUTHER & NORMA

Luther and Ethel Noble, owners of Noble Boys Furniture, they are located at the same location as White's Farm, just three miles south of Brookville, Indiana off U.S. 52 on Holland Road. They have been in business and at this same location for close to twenty-two years. Their manager, Norma Johnson has been manager for the same length of time. Above

is a photo I took of their Furniture business building, as you can see it is quite large. In the top of the photo I have put an inset photo of Ethel, Luther and Norma.

Every Wednesday Noble Boy's Furniture Store is surrounded by acres of vendors when White's Farm holds its' weekly Flea Market. Luther told me that on Wednesday's a lot of people visit them in their store. Mostly though the vendors and visitors alike will look at all their fine furniture on Wednesday's, then return later and purchase the item when it's quieter and easier to settle the deal. On the other days of the week and Saturday a steady stream of people visit the store.

What you will find at Noble Boy's Furniture is quality products, following is a partial list of furniture you can purchase there: Solid Oak and Solid Wood Bedrooms, Dining Rooms, Living Rooms, Computer Desks, Office Furniture, Bedding, Other Household items, England furniture (owned by La-Z-Boy), Lane Recliners, Vaughn, Bassett, Jackson, Catnapper chairs, Eagle Industries products, American Expressions living room suites, Dutch

NOBLE BOYS FURNITURE



6032 Holland Rd., Brookville, IN (White's Farm - U.S. 52)
Hours: Mon-Fri 9:00 am - 5:00 pm / Sat 9:00 am - 4:00 pm

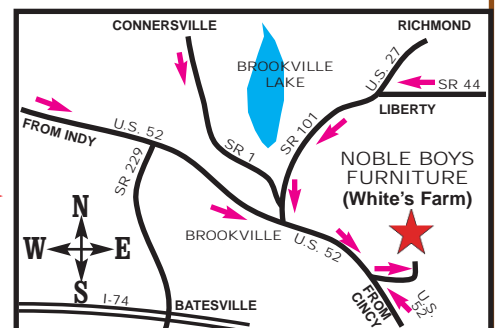
CALL: 765-647-4875

"Quality Furniture At Fair Prices"

3 Miles South of Brookville See Map

Save 10 - 50% Off Selected Items

"22 YEARS IN BUSINESS AT SAME LOCATION"



Craft Bedding Made by Amish, Bowles Mattresses, Solid Oak Curio Cabinets, Lamps, etc.....

Let me tell you something, you know that feeling you get when you meet nice people, how you feel right at home and before you know it, it feels like visiting family. Well that is how I felt when I first met Luther, Ethel and Norma. One of my sale person's sold them their first ad, quite a long time ago. That person quit and when I stopped at Noble Boys Furniture the first time and introduced myself, Luther shook my hand and asked me to have a seat (they had a table and chairs nearby) so I sat down and we talked.

I visited them yesterday and today, January 6th & 7th working out the details of the ad on page 4. We talked for quite awhile about the ad and current events.

In 1972 Luther met Ethel. They married in 1974 and have been married now for 42 years. (Here is an interesting note, the name Ethel translates to the name Noble, which of course is Luther's last name. Speaking about Luther's last name - Noble. Luther is related to Noah Noble who was the fifth Governor of the U.S. state of Indiana, 1831 to 1837. Noah Noble was born in Berryville, VA on Jan 15, 1794 moving to the frontier (Brookville/Franklin Co) around the year 1800.)

Noble Boys Furniture is real easy to find. From Cincinnati take I-74 west to U.S. 52 exit north, when you see the sign Mound Haven, go on past the Sperry Rubber plant, the next right turn is Holland Road, turn left at first road to their store. From Indianapolis take I-70 east to SR 1 at the Cambridge City exit, go south through Connorsville to Brookville turn right at stoplight onto SR 101, at second stoplight go straight onto U.S. 52 thru Brookville, follow U.S. 52

CONTINUED ON PAGE 23

News from the Indiana State Police



by Sergeant John D. Bowling
Public Information/Recruiting Officer

Capitol Police Now Accepting Applications

If you are interested in a career in law enforcement, the Capitol Police are now accepting applications for officers. Capitol Police Officers are empowered to exercise full police authority and are tasked with providing the protection for elected officials, visiting VIPs, and 20,000 state employees and visitors daily along with the enforcement of state laws. The highest priority of a Capitol Police Officer is the physical security of the buildings, properties, and personnel in and around the Government Center Complex.

Eligibility Requirements are:

1. Be a United States citizen
2. Be at least 21 years old when appointed as a police employee.
3. Have vision correctable to 20/50.
4. Possess a valid driver's license to operate an automobile.
5. Possess a high school diploma or GED.

The Selection Process is as follows:

1. Submission of completed On-line Capitol Police Section Officer Application Form (<http://www.in.gov/isp/3124.htm>)
2. Physical Ability Test Entrance Standards
3. Oral Interview
4. Polygraph/Psychological Tests
5. Background Investigation
6. Fitness Examination/Psychological Evaluation
7. Superintendent's Review

The expected duration of the selection process will

be approximately three to four months.

If hired you would be required to attend the Indiana Law Enforcement Academy, which is a live-in academy located in Plainfield, IN. You would attend courses in academic and field instruction designed to acquaint the applicant with the performance, functions and duties of a Capitol Police Officer. The conduct of the school closely corresponds to training for officer candidates in military services. Training is typically conducted Monday through Friday with recruits returning home on the weekends.

1. Applicants who attend the training school are furnished lodging and meals at no expense to them.
2. This training is academically recognized by some universities, and credit may be earned for successful completion of the school.
3. Trainees may be dismissed at any time.

After graduating from the Academy, during the officer's first year as a Capitol Police Officer, the officer is on probation and may be discharged at any time without recourse to a formal hearing. Upon satisfactory completion of the first year as a Capitol Police Officer, the officer may receive a permanent appointment.

All Capitol Police personnel are required to annually attend periodic training courses. A re-training school may last for several days, and it provides a means for Capitol Police personnel to review past training and to become aware of new developments in police work.

1. Benefits -

- A retirement program is available through PERF.
- Life Insurance coverage is available through American United Life at nominal rates.
- Group Hospitalization with medical insurance is available to those who desire this type protection, with a portion of the premium paid by the State of Indiana.
- Uniform, ordnance, and other equipment are furnished by the Department.
- Police employees receive 12 work days annual vacation leave with pay. Additional days are granted after 5, 10 and 20 years of service to a maximum of 25 days annually.

Information secured through testing and investigation will be held in strict confidence. Applicants are responsible for all expenses incurred by them in connection with travel, etc., when reporting for tests, physical examination and interviews. Employees are selected solely upon merit and without regard to geographic location. As a Capitol Police Officer you are subject to availability for duty 24 hours a day.

To learn more about becoming a Capitol Police Officer, including pay scale and benefits, or to apply online, visit our web site at

CONTINUED ON PAGE 24

BERTCH'S HARDWARE & RAMEY PLUMBING



HARDWARE



PAINT




PLUMBING



ELECTRIC

51 W. UNION ST. LIBERTY, IN 47353
PH: 765-458-5512

NASCAR Calls it Drafting; Indiana Law Calls it Following Too Close.



Statistics Show It's a Top Cause of Deadly Crashes
Remember the Two Second Rule
When Following a Vehicle and
Always Watch for Stopped Traffic!
INDIANA STATE POLICE

BROOKVILLE LAKE GUIDE SERVICE



Tag Nobbe - Owner & Guide

6 Hour Trip Rate

(Rates subject to change without notice)

- 1 Person \$275.00 • 2 People \$325.00
- 3 People \$375.00 • 4 People \$450.00

A non refundable \$50.00 deposit is required for booking. Cancellations within 48 hours of your date will be credited towards a future guide trip.

Fishing Seasons

April - December Walleye Charter Seasons
April - October Crappie Charter Season
Mix any of the above in the same day

Contact me for your fishing trip by
Calling my Cell: 765-265-3238

E-mail: tag@tagnobbe.com or


Website: www.brookvillelakeguideservice.com

Fully licensed & insured for 17 years now.



Top Left: As the water rushes thru the dam from the lake it empties into the Stilling Basin. The basin is a deep box like structure that calms and slows the water down before it enters the tailwater. Top Right: This photo is of the East Fork of the Whitewater River where SR 44 crosses it above Brookville Lake. Bottom Right: I caught this walleye in the winter on this jiggging Rapala lure in Brookville Lake. (Author Photo)

So You Wanna Catch More Fish



by Tag Nobbe

Professional Fishing Guide

Why Brookville Lake is a great place to fish for Walleye

When I started fishing Brookville lake I was 15 years old, and now I'm 55 and still learning. I guess one could say I'm a slow learner. Over the years I have fished a lot of places for walleye and every place is different. One of the things that makes walleye fishing fun is the multiple ways you can fish for them.

In the spring right after the spawning cycle you can cast for them. I like to use a 6 ft. med light spinning pole. I spool the reel with 6 lb. text mono, tie on a 1/16 oz jig, and tip it with a half a night crawler. You can fish this way all over the lake from the shore. You can fish this way below the stilling basin. below the lake standing on a concrete sidewalk, and you can fish this way in the river above the lake standing on the bank. All you need is the pole some night crawlers and the love of fishing.

As spring changes to summer you can catch these same walleye trolling crank baits or drift fishing, but your gonna need a boat. Now it can be what ever you have available to you. I have seen people fishing for walleye in kayaks, canoes, jet skis, pleasure boat, pontoon boats, float tubes, bass boats, and yes top of the line walleye boats.

To troll your going to have to have a boat that will let you troll from a half a mile an hour to about one and a half mile an hour if your trolling crank baits. This is do to the simple fact that crank baits will just flip upside down and come to the surface if you try to troll them to fast, not that a walleye couldn't catch



them. What your going to look for when trolling is flats or drop ledges from 8 to 12 feet deep. Brookville lake has all this. Things you don't want are weeds and moss, Brookville lake has none of this. All that is needed is to 6 ft. 6 in. med heavy trigger sticks, bait caster reels spooled with 15 lb. Braid. Let out about 125 yards of line and troll. Stick with crank baits that imitate bait fish or crawl dads . In the spring the walleye are pulled the the shore because of spawning shad. In the fall the the walleye are pulled to the shore because all those spawned out shad are there feeding on photo plankton on the shore.

When fall turns to winter the river above the lake is not a good option. The water is cold, and with the option of the lake at hand the fish all move to the deeper warmer water of the lake. The stilling basins water is being pulled from the bottom of the lake, so

Riverside Sporting Goods

1811 N. Washington St.
Marion, IN 46952 • 765-662-1590
Family Owned & Operated
Manager: Chad Phillips

Fishing • Live Bait • Tackle • Propane
Ice • Hunting • Guns • Ammo • Archery
Personal Protection • Canoe Rental
U-Haul Rental - 765-664-7939

RW GUNSMITH SHOP
AGI CERTIFIED

RICCI WILLIS
Owner

6491 S. GREENSBORO PIKE
KNIGHTSTOWN, IN 46148
765-345-7935
HOURS: MON. 1:00 - 7:00 PM
TUES.- WED.- THURS. 10:00 AM - 6:00 PM
1st Place N of Kennard Rd on W Side, Look for sign on Pole Barn

WELLS VARIETY STORE
10th & Eastern, Connersville, Ind.
1-765-825-8586 ~ 1-800-398-5062

Carhartt FOR MEN, WOMEN & KIDS
Hard at work since 1889

MUCK, ROCKY, LACROSSE, DURANGO
& M^C RAE BOOTS

RED WING SHOES WRANGLER JEANS

*Now Open Sundays 10:00 - 4:00 Thru Christmas
Phone Toll Free For Extended Holiday Hours*

If we don't have it, you don't need it!!!

When it comes to fueling your outdoor needs

Gasoline • Fresh Coffee • Deli Style Sandwiches • Fountain Drinks • Snacks • Sporting Goods
Live Bait & Tackle • Guided Fishing Trip Information • Hunting & Fishing Licenses • Check Station and More

52 Pik-Up
Marathon®
Brookville, Indiana

Brookville Lake Guide Service
Guide: Tag Nobbe
Phone: 765-647-4329
Cell: 765-265-3238
Web: brookvillelakeguideservice.com

Near Brookville Lake just south of Brookville on U.S. Hwy 52 (765) 647-3600

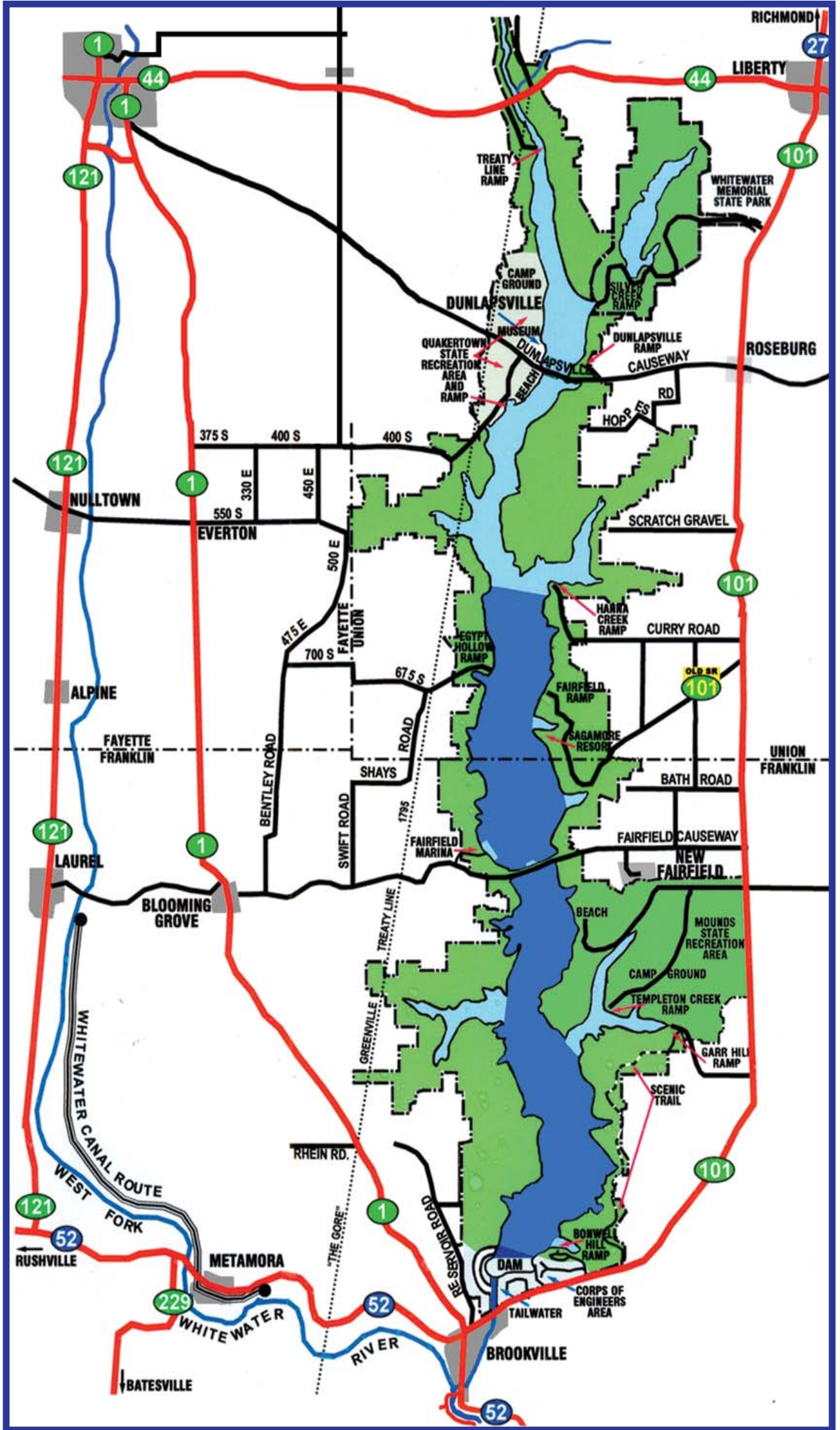
it stays at a constant 45 degrees all winter. The lake and the stilling basin is where you want to be.

In the lake the water on the surface is now colder than the water on the bottom. This is called turn over. This action re oxygenates the deep water so the walleye can go as deep as they want, and they will. With Brookville lake having so many humps, drop off ledges, and deep under water structure, the deep water walleye hunt is on. For this part of the game you want a 6 ft. med/heavy spinning pole or a 6 ft. med/heavy bait caster. Spool your reel with 15 lb. Braid for feel. When your fishing 50 ft. deep straight up and down on the bottom you have to know where your bait is in relation to the bottom. You can use a jig tipped with a minnow, but in the winter a night crawler just won't work. My favorite baits are spoons, blade baits, and jigging Rapalas. Just so you know we stock all these baits at 52 Pik-up convenience store and tackle in Brookville so you will not be disappointed.

In the stilling basin you will want to stick with the deep water pattern of the lake. The stilling basin is a 35 ft. deep concrete box located right at the bottom of the dam. This warm water sanctuary will hold feeding walleye all winter long. The only problem you will have is your at the mercy of the discharge. What you want is relatively calm water. If there's too much discharge you won't be able to hit the bottom. The lake is pulled down to a winter pool starting around October 15th and they usually have it down by the end of November, so it's generally not a problem. But

CONTINUED ON PAGE 24

2016 FAYETTE, UNION AND FRANKLIN COUNTY ACCESS MAP TO BROOKVILLE LAKE



Pioneer Restaurant Brookville, Indiana (Behind the Courthouse) 765-647-7935

- Full Breakfast Menu (Mon - Sat)
 - Daily Lunch Specials
 - Open Early, Open Late (Mon - Sat 7am - ? Sun 12 - 12)
 - Ice & Carry-out Available
- Where good food, friends & spirits come together
 - Steak, Chicken & Seafood

"Great Weekend Boat & Bike Parking"

Marion's Greenhouse

4 miles North of 256 on Hwy 3, Deputy, Indiana
812-866-2856/701-2240
Mon-Sat 9:00 am-4:00 pm Sun 12-4

**OPEN FOR SPRING
FEBRUARY 1!**

**BULK SEED
FERTILIZERS**

SOIL - MULCH

**ALL OF YOUR
GARDENING NEEDS**

WILDFIRE MOTORS

BAD CREDIT, NO CREDIT, NO PROBLEM



"FREE TAX PREPARATION WITH PURCHASE OF VEHICLE"

CARS ~ TRUCKS ~ SUV'S

4741 National Rd West (Corner of US 40 & Airport Rd) Richmond, IN 47374

CALL: 765-939-FIRE (3473)

E-mail: wildfiremotors1@gmail.com / Website: wildfirerichmond.com

We Value Your Trust and Confidence

405 E. Main St.
Centerville, IN
855-5342



Mills Funeral Home

www.doanmillsfuneralhome.com



Left Photo: Three Brothers and a Pig Barbecue entrants in the 2011 KCBS and Open cook off, 2011 File Photo. Right Photo: A view of Smokin' on The Water BBQ Festival by the Lake from the second story entrance of the Dunlapville Museum looking over the part of the grounds in the Treaty Line Pioneer Village, 2011 File Photo. (Author Photos)

Smokin' On The Water BBQ Festival By The Lake April 29 thru May 1, 2016

The Indiana Smokin' on the Water BBQ Festival by the Lake is sponsored by the Liberty Lions Club, all proceeds go to Community Service projects of the Liberty Lions Club.

The 3-day event takes place at 3801 West Old Dunlapville Road, Liberty, Indiana. Location: Treaty Line Museum area in the town of Dunlapville (just south of Liberty, IN - in the area with the log cabins that is located just north of the Quakertown Recreation

area on the west side of Brookville Lake.

Contact: www.libertyindianalions.com

See the map on page 9 which gives you the local area with arrows indicating how to get to Dunlapville. See directions at the end of this article. Also see the aerial photo of the Smokin' On The Water BBQ Festival for a bird's eye view of the village and the location of some buildings and activities.

Activities include a Craft Show, a KCBS BBQ and Open BBQ cook off of Chicken, Pork Ribs, Pork and Beef Brisket, a Kids Que BBQ contest, Award winning Barbeque (Ribs, Chicken, etc) & other great eats, Craft Fair, Carnival, Home Show, Music, All kinds of Food, & Fun, Antique Tractor & Farm Equipment Exhibits, Handmade Furniture and Instruments, RVs, Mobility Carts, Golf Carts,

Mowers, and More, Home Improvement Products, Handmade Jewelry, Healthcare Products & Services, Live Bluegrass Music (Saturday Evening), Antique and Classic Car & Truck Show (Sunday), BBQ Contest (Sunday afternoon) and all happening in the Treaty Line Museum Village.

Event Times: Friday Noon to 9 p.m., Saturday 9 a.m. to 9 p.m., Sunday 9 a.m. to 5 p.m.

Booth Setup Times: Thursday Noon to 8 p.m., Friday 7 a.m. to Noon and Saturday 7 a.m. to 9 a.m.

There is no Entrance Fee for the public to attend the event. (Please call, if a different set up time is needed.)

Booth Space Cost: Only \$60 for each space (approx 15'x20') for entire weekend.

Restrictions: Please, No: Animals (except working



Left Photo: Two Liberty Lions Club members who work tirelessly to make Smokin' On The Water BBQ the huge success it has been, at left Carl Sharp and at right John Scott. Right Photo: Jim McCashland who takes care of the Car Show at the festival here talking with an unidentified visitor, 2011 File Photo. (Author Photos)

Like a good neighbor
State Farm
is there®

CARL SHARP
27 W. Union St. Liberty, IN
458-5574 or
800-974-5574
www.carlsharp.com

State Farm State Farm Insurance Companies
Home Office: Bloomington, Illinois

DAVE'S TRIANGLE LLC

- GUNS & AMMO •BAIT & TACKLE
- FISHING & HUNTING SUPPLIES •ICE
- SNACKS •SOFT DRINKS •FIREWOOD

"PIZZA & SANDWICHES -LOCAL DELIVERY"

BOAT STORAGE

SUN, MON, TUE & THU 8 AM - 5 PM
WED 8 AM - NOON
FRI & SAT 8 AM - 5 PM

Hazel & Dave Wilcox Jr
2955 S. Old Dunlapville Road
Liberty, IN 47353, 765-458-7106

"ACROSS FROM COURTHOUSE"

HOURS:
Tues - Sat
6 am to 1 pm

Sundays
6 am to 1 pm

Home Cooked Meals
Dine-In or Carry-Out

LIBERTY RESTAURANT
7 West Union St., Liberty, IN 47353
765-458-5223

VISA MasterCard

CABINET FACTORIES OUTLET OF RICHMOND

SEE US FOR:

- Cabinets By Schrock • Countertops (Granite & Formica) • Sinks & Vanities

Visit our Discount Room - All Cabinets \$69.00 or less / Free Estimates / We Deliver
633 South H Street, Richmond, IN 47374 - 765-966-3875

Hrs: T-F 8 am-5 pm / Sat 8 am-12 pm / Closed Sun & Mon - Website: cabinetoutletofrichmond.com

Woodruff's Supermarket

10 South Main St., Liberty, IN

Full Service Meat Department
Produce, Dairy, Groceries & General Merchandise

Hrs: Monday - Saturday 6 am - 9 pm / Sunday 6 am - 7 pm

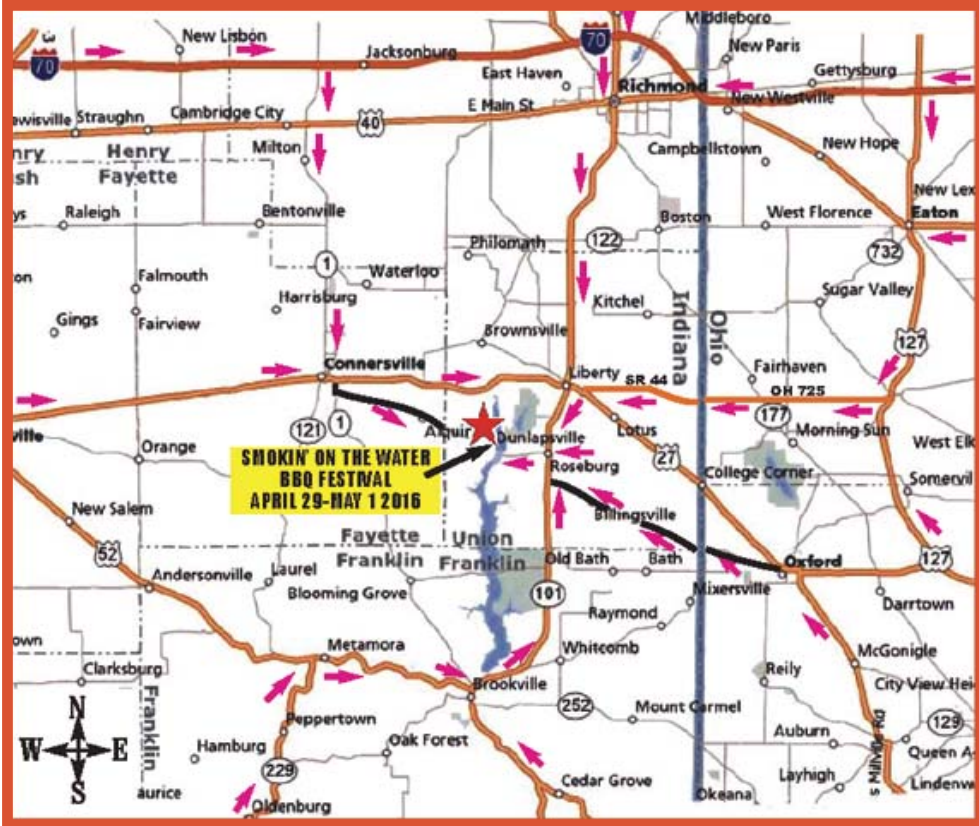
BAKERY - DELI - IN STORE PHARMACY

Donuts, Cakes, Cookies, Pies, & Rotisserie Chicken

"Get Everything You Need At One Handy Location"

Call Us At 765-458-6213
www.woodruffsupermarket.com

DIRECTIONS TO SMOKIN' ON THE WATER FESTIVAL



AERIAL VIEW OF SMOKIN' ON THE WATER AREA



guide/leader dogs), Alcohol, Bicycles or Golf carts (except for event organizers personal mobility carts are allowed for any who need them). All vendors must agree to remain open until the event is over each day. No vendor vehicles will be allowed in, or out, during hours of operation. Applications must be received no later than April 25, 2016.

For further information for Smokin' On The Water go to www.libertyindianalions.com

Questions: Please call **Carl Sharp at 765-458-5574** (office) or **765-580-0215** (cell) or **Lowell Rathburn at 765-580-1609** (cell) with any questions. Or, you may e-mail Carl at: carl.sharp.c9mm@statefarm.com

Smokin' On The Water BBQ Festival Activities
(All Times and events subject to change)

Friday

9:00 am KCBS Meat Inspections for Saturday's BBQ Contest Begins

Noon BBQ Festival Opens, Flag Raising Ceremony Begins, Antique Tractor Show Opens, Food Booths Open, Craft Fair Opens, Merchandise Vendors Open, Carnival Opens

5:00 pm KCBS Cooks' Meeting for Day 1 (Saturday) Contest Begins - in Praise Auditorium

6:00 pm Musicians-To Be Announced-On Stage (Outdoors)

9:00 pm Flag Lowering Ceremony Begins
Festival Closes for the Evening

Saturday

9:00 am BBQ Festival Opens, Flag Raising Ceremony Begins, Antique Tractor Show Opens, Food Booths Open, Craft Fair Opens, Merchandise Vendors Open, Carnival Opens, Garden Tractor Weigh Ins Begin, KCBS Meat Inspections for Sunday's BBQ Contest Begins

10:00 am Garden Tractor Pulling Begins, KCBS Cooks' Meeting for Day 2 (Sunday) Contest Begins - in

Praise Auditorium (If needed)

12:00 pm Live Musician To Be Announced - On Stage (Outdoors)

3:00 pm Live Musician To Be Announced - On Stage (Outdoors)

3:30 pm KCBS Judges Registration Begins - in Praise Auditorium

5:00 pm Day 1 KCBS BBQ Contest Judging Begins

5:00 pm - Chicken

5:30 pm - Pork Ribs

6:00 pm - Pork

6:30 pm - Beef Brisket

8:00 pm - Awards Ceremony

7:00 pm Flag Retirement Ceremony Begins - Troop 40 - in the area between the cabins and the school

8:00 pm BBQ Contest Awards for the Day 1 (Saturday) Contest are Presented (In Praise Auditorium)

9:00 pm Flag Lowering Ceremony Begins

CONTINUED ON PAGE 24



9th Annual

Smokin' on the Water BBQ Festival By The Lake

April 29 thru May 1, 2016

3801 W. Old Dunlapville Rd. Liberty, IN 47353

(Free Parking and Admission)



Hours:

Friday Noon - 9 p.m. • Saturday 9 a.m. - 9 p.m. • Sunday 9:00 a.m. - 5:00 p.m.

The Indiana Smokin' on the Water BBQ Festival by the Lake is sponsored by the Liberty Lions Club, all proceeds go to Community Service projects of the Liberty Lions Club.

Activities include a Craft Show, a KCBS BBQ and Open BBQ cook off of Chicken, Pork Ribs, Pork and Beef Brisket, a Kids Que BBQ contest, Award winning Barbeque (Ribs, Chicken, etc) & other great eats, Craft Fair, Home Show, Music, Food, & Fun, Antique Tractor & Farm Equipment Exhibits, Handmade Furniture and Instruments, RVs, Mobility Carts, Golf Carts, Mowers, and More, Home Improvement Products, Handmade Jewelry, Healthcare Products & Services, Live Bluegrass Music (Saturday Evening), Antique and Classic Car & Truck Show (Sunday), BBQ Contest (Sunday afternoon) and all happening in the Treaty Line Museum.

2 Hoosier BBQ Cup Events

These two contests (Saturday & Sunday) are 2 of the first stops on the points trail for the 2016 Hoosier BBQ Cup!



Saturday's BBQ Contest is a KCBS Sanctioned Event - \$5,000* in prize money!

Sunday's BBQ Contest is a KCBS Sanctioned Event - \$5,000* in prize money!

Sunday's BBQ Contest is also a Beak to Beak Event!

Both Contests are State Championship Events!

*(The Prize Money is subject to increase for each day's BBQ contest, based on participation.)

ADVERTISEMENT SPONSORED BY CARL SHARP'S STATE FARM INSURANCE

Random Notes from: Prairie Wolf Gun Repair



by **Marshall Smith**
Owner/Gunsmith

Clean Your Guns

I know I bring this up every year but a reminder is always good. Clean your guns. Hunting season is over and now is a good time to tear that gun down and clean it thoroughly. The gun is a tool. Any tool will only be good and useful when it is well maintained. A hatchet doesn't work well when it is rusty and dull, a screwdriver slips and ruins screws when its tip is rounded and worn, your car wastes gas when the engine needs a tuneup or the tires haven't been inflated to the proper air pressure. Tools can only serve you if they are in good condition. Your rifle or shotgun used for hunting can't perform well if it is left to set until next season full of dirt and partially burned gun powder. According to Murphy's Law, that self-defense handgun will fail to fire, eject and/or jam at the worst time possible if it hasn't been thoroughly inspected, cleaned and lubed. In the last year since I wrote about maintaining your guns I have cleaned and repaired all types of handguns, rifles, and shotguns that have not been properly cleaned and maintained and have failed. The failures usually deal with the failure to feed a round or to extract a spent cartridge, or both. In some cases the bolt has frozen in place. Others have broken firing pins from foreign material entering the firing pin channel and causing the pin to twist or bend and break, usually the tip.

A dirty gun can cause extractors to break (see Picture 1) and firing pins to bend and break the tip off. Dirt combined with old hardened oil which turns to grease, can cause springs to be over compressed or stretched and break. Dirt or chips of brass from a fired case can be left in the chamber can damage the chamber to the point of being unrepairable. Cartridges can break in the chambers and jam the following cartridge in the receiver.

It is my belief that at least once a year the gun needs to be completely disassembled, inspected, and every part cleaned. Cleaning will remove the powder residue and any accumulated dirt, lint, hair, etc. from the action. If you don't know how to disassemble your gun take it to a qualified gunsmith to have it cleaned and inspected. You should know how to field strip your gun. Your owner's manual will have complete instructions on how to field strip and clean your handgun, rifle, or shotgun. If you don't have an owner's manual go to the manufacturer's website and download a copy for your gun. If you are unable to find an owner's manual please contact me or someone who is qualified to show you how to field strip your model of firearm for general cleaning. Field stripping the gun and cleaning should be done after every shooting session. A detailed, complete disassembly of your gun should be done every few years depending on how much you shoot or how often you



Photo 1: "Top extractor is new and fits a Browning Hi-Power and is the replacement for the lower extractor which the hook has broken off. Probable cause of breakage was dirt in the extractor slot." **Photo 2:** "When cleaning the bolt pay attention to the extractors and clean underneath the hook. The extractors should pitch in to pinch the base of the cartridge. If they don't, check to make sure there is no dirt in the extractor slot of the bolt. That may require removing the extractor from the bolt." **Photo 3:** "Clean around the slot and spring. Use your finger to move the extractor outward to make sure that it operates without sticking. Lightly oil the extractor spring (one half drop will do). If it is dirty or sticking you will need to remove the extractor, its spring, and plunger to clean the spring channel and extractor slot." **Photo 4:** "Note the extractor slots on either side of the chamber. Clean any debris from these slots and around the chamber. Clean the chamber of all bits of metal or dirt. To assure the chamber is in good condition look at the brass case of a fired round. Any bulges, scratches, dings on the case may indicate a problem in the chamber." (Author Photos)

carry your handgun in your pocket. Carrying a handgun in your pocket causes it to accumulate lint and other pocket debris that according to Murphy's Law will always find its way into the most tight and important spaces inside the gun. 'Nuf said. I know, I wrote that article on the importance of using a holster, even a pocket holster, and I know that many of you still carry it in your pocket without a holster. A pocket holster will help to keep lint out of the gun but not all the time.

Cleaning Tips

Cleaning the barrel – Use a quality bore cleaning agent to remove as much powder residue as possible from the bore. Clean from the chamber to the muzzle if possible. Some gun can only be cleaned from the muzzle end so be careful not to damage the crown. Any damage will cause the bullet to stray.

Shotgun pellets, .22s, and many handgun bullets are made of lead which melts as it travels along the bore of the gun leaving a lead coating on the bore. Copper jacket bullets leave copper in the bore which a good bronze brush will remove after much intensive scrubbing. Use a lead and copper solvent, or a lead remover cloth and a bore brush. Outer's had an electronic lead and copper removal device which does an excellent job of removing lead and copper from the bore. It uses a solvent along with an electric current to draw the lead or copper away from the barrel and onto an anode. It is a bit expensive at 85 to \$125 depending where you buy it, but very effective. Another tip is to use a bore brush with one wrap of cotton patch on it. The patch holds the solvent or cleaning solution and captures the bits of lead or copper that the brushing loosens. The bronze wire brush will pierce the cloth. When done, just remove the



dirty patch.

Cleaning the bolt and receiver – Most shotguns and bolt action rifles make it relatively simple to remove the bolt from the receiver. Remove the bolt and clean inside the receiver. Clean the channels the bolt rides in and pay particular attention to the cutouts around the barrel where the Extractors rest when the bolt is in battery.

CONTINUED ON PAGE 25

Handguns, Rifle, Shotgun Repair, Cleaning & Inspections, Scope Mounting & Bore Sighting, Refinishing and Gunsmithing Services

You can ship your gun directly to PWGR. Call for shipping information.
Local Pickup & Delivery of Your Gun Available

For Information or to Set an Appointment Call

765-914-2781

6151 Turner Road Richmond, IN 47374
PrairieWolfGuns@gmail.com

DISCOVER MasterCard FFL 4-35-177-07-5C-04489 VISA American Express Diners Club

Matt's Custom Guns

Hours: Monday - Friday 9 am - 5 pm (Other hours by appointment)

Guns - Ammunition - Scopes - Accessories
Custom Target & Hunting Rifles - Specialize in Reloading Supplies
Gunsmithing - Muzzleloading Guns & Supplies

Authorized Dealer for Freedom Arms, Dakota Arms, Nesika, Kimber, H-S Precision & Dillon Precision
3762 N CR 450 E, Connersville, IN 47331
Ph: 765-825-3418
Email: mattscustomguns@yahoo.com

BEST PAWN

BUY • SELL • TRADE
GUN TRANSFERS

- CASH LOANS
- GOLD & SILVER
- HANDGUNS • FIREARMS
- CARS • TRUCKS
- HEAVY EQUIPMENT • TRAILERS

Call Us:
765-939-PAWN
(7296)

Hours: Mon-Sat
10 am - 7 pm
Closed Sunday

1700 N.W. 5TH ST.
RICHMOND, IN 47374
WEBSITE: www.bestpawndiana.com



Frame's Outdoor

- Fishing • Hunting
- Rifles • Shotguns • Gun Safes
- Camping • Firewood
- Archery Range • Live Bait
- Western Wear & Gifts

Whitewater State Park
Brookville Lake
Hunting & Fishing Headquarters
Deer and Turkey Check-In Station

Call: 765-458-7227
855 South State Road 101
Liberty, IN 47353
Website: www.frames-outdoor.com
E-mail: framesoutdoor@aol.com

Fishing Lake Michigan



by **Capt. Mike Schoonveld**

Can All Fish Be Equal?

I am a fish eater. I've always been a fish eater. Not that I haven't, don't or won't release the fish I catch. I do, will and with little remorse. But I could eat fish seven days a week and not feel deprived of red meat or fowl.

I will admit all fish aren't created equal when it comes to flavor. That doesn't bother me. Chicken doesn't taste like turkey. Beef doesn't taste like pork. A bluegill doesn't taste like salmon. That doesn't mean I don't like chicken, turkey, beef or bluegills. Variety is one of life's spices, so it's said.

What is odd is how some bluegills don't taste like other bluegills; some salmon don't taste like other salmon. They should, and much of the difference is more in how the catcher-of-the-fish handles the fish after doing the catching than other factors.

First, let's examine the other factors possibly affecting the flavor of the fish you catch and plan to eat. How about size?

I've often heard "meat" anglers disdain catching large or even trophy-sized fish because the smaller fish are better on the table. Really? I've eaten 12-inch walleyes and 12-pound walleyes. Both were really good. The same with small bluegills and large ones, small tuna and monsters.

Just as "vegetarian" is a Native American word meaning "poor hunter," calling small fish "eating-size" is a phrase coined by anglers unable to catch large-sized fish. Prepping and cooking a filet from a big fish and a small fish exactly the same will end up with two different results. You don't cook a beef filet and a rib roast the same. Adjust the recipe to what's being prepared.

I've often heard fish caught from cold water is better table fare than fish caught during the summer. Is it the season or how the fish is handled after the catch? My guess is the season is far less important than the post-catch handling. Most commercial livestock is grown in unheated or uncooled conditions. Feedlots, hog houses, chicken coops and the like are hot in the summer and cold in the winter.

Have you ever heard anyone say, "I only eat



A bled-out salmon stored on ice will taste great spring, summer or fall. (Author Photo)

pork during the winter because it develops an 'off' flavor during the summer?" I've not, but I've heard plenty of anglers talk up the flavor of a winter-caught crappie over one hooked in the summer or a fisherman wanting to stock his freezer with spring salmon because they are better eating than summer or fall-caught specimens.

There are differences in fish flavor caused by what they eat. Grass fed beef tastes different than corn-fed beef. Open range chickens eating bugs and whatever else they forage upon tastes different than a chicken fed only commercial feed. Venison from deer living in the northwoods eating spruce buds and willow bark tastes different than a southern Michigan buck eating corn and acorns.

Great Lakes salmon tastes completely different than Alaskan salmon because of what they eat. Walleyes in Lake Erie taste different than walleyes from Lake of the Woods. But large or small, spring or summer, one Lake Erie walleye should always taste pretty much like the next Lake Erie walleye.

Mostly, it comes down to how the fish you caught and destined to be eaten are handled in the first minute after being caught. Stringers are horrible. Live-baskets are slightly better as are live wells in a boat.

But research has proven the best results, for shore lunch that day or for frozen filets months later come from fish killed immediately after being caught, bled out and immediately iced. If you don't want the blood, don't bleed them. If you don't like bonking a fish on the head, just toss them in an ice-filled cooler. However, to ensure a flavor-filled-filet for dinner tonight or six months from now, give it a good whack on the head ASAP, stick a knife inside it's gills and cut them making the last few pumps of the fish's heart push the blood out of the body and immerse the fish in crushed ice.

Do this in January or July, chances are the fish will be superb. The quality is in the fish, the lack of quality is in the fisherman.

THE END

CAPTAIN MIKE SCHOONVELD

AFFORDABLE LAKE MICHIGAN SALMON FISHING IN INDIANA FOR 1 TO 4 PEOPLE Tackle Furnished, Fish Cleaned

www.brother-nature.com



Brother Nature Charters
1-877-SALMON-5

STEVE'S MARINE



BBB

BENNINGTON

LUNDO
THE ULTIMATE FISHING EXPERIENCE

South Bay
Memories for a lifetime...

AT BROOKVILLE LAKE • 765-458-7527
1156 WEST DUNLAPSVILLE ROAD., LIBERTY, IN



Van and Rose Wimmer shown here standing behind Rose's beautiful gem trees. You really need to see these in person to be able to see how truly beautiful these gem trees are.



Ann Richardson and helpers in the Indianapolis 500 Earth Sciences Booth at the Van Wimmer Gem Show. Inset photo at right Ann is viewing some rock specimens.



Van introduced me to Natalia Arellano who had the Silver Leaf handmade Artisan Jewelry Company booth.



Janie and Alan Vogel, owners of Firefly Creek Mining. Alan is a Vietnam Veteran who served in the Military Assistance Command.



Mike Crouch, Coyote Canyon Native Arts booth, specializing in Southwestern Indian Jewelry and Art. I learned a lot from him.

Treasures of the Earth Gem & Jewelry Show

April 1-3, 2016

Article and Photos
by Ray Dickerson

The 17th Annual Spring Bead, Gem, Mineral and Jewelry show will be held at the Indianapolis State Fairgrounds in the Agriculture/Horticulture Building at 1202 East 38th Street in Indianapolis, Indiana on April 1-3, 2016, Friday and Saturday 10 am to 6 pm and Sunday 11 am to 5 pm. Adult admission is \$5.00. Tickets are good all three days. Children under the age of 16 are admitted FREE.

There are hourly Door Prizes for visitors.

Custom work and repairs while you visit, food is available. This show has a larger building with more dealers, more choices and more to see and do.

Collectors and jewelry enthusiasts will be able to find some of the most unique gems and beads from around the world at this show.

There are a lot of interesting things like this at the show that you won't see at a jewelry store. That's why they get a lot of repeat customers.

You will find Jewelry makers, goldsmiths and silversmiths from all over the United States who can construct, repair, design or make original jewelry from customer-selected gems, stones, opals and crystals. Gem trees, wire wrap, wire sculpture, pearls, stone beads, stone setting, amber, opal, mineral and fossil dealers.

Van set up a table for me near his booth to give visitors a copy of The Gad-about and to visit with the vendors too.

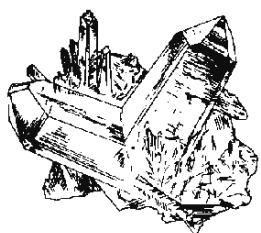
I enjoyed myself immensely talking to a lot of the booths, one was with Ann Richardson at the 500 Earth Sciences Fossil Group of Indianapolis booth.

Another was with Mike Crouch who was next to Ann. Mike specializes in Southwestern Indian jewelry and art. He gave me some information on how to go about checking on some of my own Indian heritage.

I also talked with Natalia Arellano the representative for Silver Leaf Handmade Artisan Jewelry and Veteran Alan Vogel and his wife Janis who own the Firefly Creek Mining company. See all their photos above.

Van Wimmer, Show Director - Treasures Of The Earth Gem & Jewelry Shows, 5273 Bradshaw Road Salem, VA 24153 Telephone: (540) 384-6047.

Contact Van at their Website: www.toteshows.com and E-Mail: van@toteshows.com.



Treasures of the Earth Gem & Jewelry Shows
www.toteshows.com

18th Annual Indianapolis Spring Bead, Gem, Mineral & Jewelry Show
Indiana State Fairgrounds - Ag/Hort. Building
1202 East 38th Street - Indianapolis, Indiana
April 1-3, 2016

Friday & Sat 10am-6pm Sunday 11am-5pm

Admission \$5 Ticket good all 3 days
Children under age 16 Free - Hourly Door Prizes
Custom work & repairs while you wait - Food Available
Beads - Pearls - Minerals - Fossils - Silver & Goldsmiths
Displays by 500 Earth Science Club & Indiana Bead Society
Sept. 30 - Oct. 2, 2016 = 18th Annual Indianapolis Fall Show

WE BUY GOLD

Paying Top \$ For Scrap Gold & Silver
Do you have any broken jewelry or old jewelry you just don't wear anymore?
We'll Turn It Into Cash Today!

Jensen's Pawn Shop

Immediate Cash
Loans on Secured
Merchandise

702 S. State, Greenfield, IN
7 Blocks South of the Courthouse
462-4721

Buying & Selling
Gold & Diamonds, Tools
Electronics & More

LOG HOME CENTER

Local distributor of

PERMA-CHINK SYSTEMS, INC.



Located 4 miles East of Noblesville on Rt. 38
773-3268 or Toll Free 1-800-773-6223




John Lamont and Charlene Reidenbach in Lamont's Rock Pile booth.



This photo is looking across the booths from one corner to another, it was really busy.



Hmmm.....Sherry your blocking my view! My wife, she loves going to gem shows.



Beads, beads and more beads. I know this vendor I've talked to them at other gem show.

43rd Annual Spring Gem, Mineral, Jewelry, Fossil Show & Sale

Wayne Co. Fairgrounds

March 4-6, 2016

Article and Photos by Ray Dickerson

The Eastern Indiana Gem and Geological Society's (EIGGS) 43rd Annual Spring Gem, Mineral, Jewelry and Fossil Show will be held at the Kuhlman Center located on the Wayne County Fairgrounds on March 4-6, 2015.

The show opens at 10 a.m. Friday & Saturday and closes at 6 p.m. On Sunday it opens at 11 a.m. and closes at 4 p.m.

A Donation is collected at the door, Adults \$5.00, Seniors 60 and older \$3.00, Youth ages 7 to 18 \$1.00, Under 7 FREE. Scouts & Leaders in uniform, Free.

The 2015 March EIGGS show was a really good show, with a lot of new and interesting items in the booths. The weather cooperated better than the year-before, but we still had the access problem with the re-construction of Salisbury Road. Even with the

construction though I'm pretty sure the attendance was much higher than in 2014.

This year access to the Wayne County Fairgrounds is open from all directions.

The Eastern Indiana Gem and Geological Society members have been putting on the rock and gem show since 1973, this is their 39th annual show. The purpose of the Gem Show is to promote knowledge and interest in the earth sciences and the Lapidary arts. The show is also a fund raiser for club expenses and provides money for a college scholarship awarded each year.

The Gem club was founded as a nonprofit group in April 1966. Of the some odd 80 members, 30 to 35 members are active. The Gem club is for anyone who is interested (not necessarily experienced) in earth sciences, collecting minerals, crystals and fossils; polishing stones, silversmithing and related activities.

The Gem club sponsors rock and fossil hunting outings, offers classes and does educational demonstrations at local schools.

Lapidary classes for members can be arranged for those who wish to use the equipment at the workshop in their clubhouse. They have equipment for sawing, shaping and polishing stones into finished pieces ready for mounting as jewelry. The workshop is open most Tuesday and Thursday evenings by 6:30 pm (weather permitting) for use by members who have

completed the training.

Dues are \$20 per year for a family membership (1 household) or \$15 for a single membership (age 16 and over). Dues are paid at the start of membership and at the beginning of each year to continue membership in good standing.

Meetings are held the first Thursday of each month, 6:30 pm at the clubhouse located at 5199 US 40 East, Centerville, IN. This is about 1/2 mile east of Centerville at the intersection of Rice Road, south west corner. Programs are sometimes scheduled before the business meeting and fellowship is enjoyed after the meetings. Guests are always welcome.

I'm really looking forward to attending this years EIGGS Spring show, I hope to see and talk to as many people as I can. You can't miss me I will be the guy walking around taking lots of photos, that's if I can keep my wife from blocking my view. Just kidding, I'm the one who puts her in awkward positions while she is trying to see all the booths. Sherry and I have been coming to this Gem show for almost as long as I have been writing stories. I've been a rockhound since childhood, it used to upset my Dad when he found me looking for rocks when I was supposed to be hunting for squirrels.

For further information call 937-339-1966.

For information on booths or other for the 38th Annual Gem, Mineral and Fossil Show contact John Lamont at 756-647-4894.

43RD ANNUAL SPRING SHOW

GEM, MINERAL, JEWELRY, FOSSIL SHOW & SALE

March 4-6, 2016
 Friday & Saturday 10-6 / Sunday 11-4

Donation: Adults \$5.00 / Senior Citizens (60+) \$3.00
 Students (7-18) \$1.00 / Under 7 Free
 Scouts & Leaders in uniform Free

KUHLMAN CENTER
 Wayne County 4-H Fairgrounds - 861 N. Salisbury Road
 RICHMOND, INDIANA 47374

Jewelry, Gem, Mineral, Crystals & Fossil Dealers. Exhibits, Displays, Door Prizes -- Silent Auctions, Children's Activities. Demonstrations of Fluorescent Minerals, Micro Mounts, Gold Panning & Wire Wrapping, Fossil Cleaning, Glass Bead Making, Flint Knapping & Faceting.

GOOD FOOD AVAILABLE
 SPONSORED BY
Eastern Indiana Gem & Geological Society, Inc.
 Dealer Chairman John Lamont 765-647-4894 / Infor: 937-339-1966

Best STOP Auto Care 2 Salisbury Rd., Richmond, IN

Complete Auto Service

"Work at a price thats fair from people who care"


- Tune-ups
- Brakes
- Transmissions
- Major engine work
- Cooling system service
- Towing

Courteous, Friendly Service
 Questions? Just Ask! We're Here To Help!
 Pick up & delivery service available

CALL US TODAY
765-935-3849

VISA MasterCard

Visit Fayette County, IN For The Fun Of It!



by **Donna Schroeder**

President of Fayette County Tourism Bureau

Remembering John Conner and others

In the spirit of the Bicentennial year of the Hoosier state, I thought it might be time to tell the story of the beginnings of Fayette County.

Before there was a proper state, Connersville was platted by John Conner. John was a trapper, trader, and interpreter. He and his brother William were good friends with the Native Americans, as well as the settlers who were coming to the Whitewater Valley.

Conner was born August 27, 1775, in the village of Scheonbrunn in what is now the state of Ohio. Schoenbrunn was founded by Moravian missionaries who planned to bring Christianity to the Delaware Indians. As small boys, the Conner brothers, their family and some of their Indian friends moved to the area of what is now Detroit, having been forced to do so by hostile Indians who had joined forces with the British during the Revolutionary War.

Some years later, John and William moved to the Whitewater Valley and started a trading post near what is now Cedar Grove in Franklin County. Later, John came to the present site of Connersville to carry on his business and built a gristmill and a sawmill, as well as a distillery, along the Whitewater River.

John married a young Indian maiden, and they were the parents of two sons. He built a large log cabin on Eastern Avenue and platted the town of Connersville. The city is three years older than the state, having celebrated its bicentennial in 2013.

Stores vary, depending on the source, of what happened in his personal life. Some say his first wife died, leaving him with two young sons. Those who claim to be his descendants, living in the west, say that his first wife was sent away with her tribe as the result of more treaties having been signed. Regardless of the outcome of that marriage, we do know that one son chose to leave Indiana for the west with his mother's people. I was visited by a couple of ladies from Missouri who claimed to be the descendants of that son, and they maintain that the wife went away with her people. The other son chose to stay with his father. The son who remained here died at an early age, leaving no children to carry on the name. John later married Lavina Winship, of Cedar Grove.

It is said that Conner spoke almost twenty Native American dialects. He traded goods with those living

here, as well as serving as a guide for the government and settlers. His adventures, as a very young man, are many. He had accompanied, as the interpreter, a group of Indian chiefs to Washington, D.C. in 1805. We was instrumental, at request of territorial governor William Henry Harrison, in the negotiations of the Grouseland Treaty and the Twelve Mile Purchase. Both of these opened land for settlement in what would eventually become Fayette County.

Times were changing, and Conner became less of the frontiersman. He served in the first state legislature in Corydon, Indiana's original capitol, having been elected the first Senator from Franklin County. (Keep in mind that most of Fayette County was in Franklin County until Fayette became a separate entity in 1819.) John built another log cabin that still stands today at the corner of 5th Street and Eastern Avenue. It has been renovated over the years, and is the city's oldest business building. It now houses Glass House Antiques.

When Fayette County was formed, Conner served as the first sheriff. In 1820 he was chosen as one of the commissioners entrusted with making the arrangements for the relocation of the state capitol from Corydon to Indianapolis. He was elected to the state senate from Fayette and Union Counties in 1821.

John decided to sell his business interests in Connersville and move closer to his brother William near Noblesville. William had located there at the site many of you know as Conner Prairie.

John Conner died on April 19, 1826 and was buried in Greenlawn Cemetery. The cemetery was later moved, due to the encroachment of the White River. Conner's grave had evidently been taken by the waters, as no remains were found.

In his fifty years, Conner had been one of the men most instrumental in the establishment of Connersville, Fayette County, and Indiana.

While John Conner was busy with matters of business and government, across the river from his gristmill another family was making its home. In fairness to the females in history, I will add another brief story, that of Betty Frazier.

Long ago, in the area that would later be called Fayette County, there lived a couple by the names of George and Betty Frazier. George is described as "a cripple", but information on both the nature and cause of his disability has been lost to time. The story of Betty, however, has been preserved and deserves to be told.

The Frazier family, like some others, came before the land was opened for purchase. They built a cabin on the east side of the Whitewater River, just north of the tiny settlement which would soon be platted as Connersville. Their intention was to purchase their farm at a land auction in Cincinnati in the spring of 1813. Betty planned to sell a number of hogs to finance the deal.

Sometime during 1812, the family received a visit from General Hanna, a government agent who had come, as the legend goes, to seize the family's property as a penalty for their "squatting" on government land. Betty met him at the door and offered him the family's only horse as payment, telling him he was welcome to go into the barn and retrieve it. As soon as Hanna had begun to untie the horse, Betty secured the barn door, leaving the general confined overnight.

CONTINUED ON PAGE 25

Indiana Department of Natural Resource News



by **Lt. Bill Browne**
Passing It On

Hello from the DNR Law Enforcement Division. As of this writing, the winter has been more like spring and the walleyes on Brookville reservoir were biting well after Christmas Day. I have to admit that I never dreamed I would be spending Christmas day chasing walleyes but I did it in 2015. What a memory!

Speaking of memories, isn't that the greatest reason for sharing the passion of the outdoors with your children? Our Indiana Hunter Education Association's catch phrase is "Pass it on" and should also live in your heart as well. Oh sure, it takes some effort on your part and even some moments of frustrating tangles in the line and retying what the youngster just broke off, but in the end it is all worth your effort.

This past Christmas day I had the pleasure of spending my entire day with my old high school friend chasing walleyes on Brookville reservoir. Work, life decisions and struggles had carried us away from one another over the past several years but I can still remember the fun we had wading rivers

Fayette County Welcomes YOU!

Visit the Fayette County Historical Museum
See the beautiful Cord and McFarlan Touring Cars that was manufactured in Connersville and much, much more.
Museum is Open Thursday and Sundays 1-4 p.m.

OLDEST BUSINESS BUILDING
BEGAN AS A LOG CABIN
CIRCA 1815
CONNER'S TRADING POST
5TH AND EASTERN



For information on more to see and do, visit:
<http://www.tourconnersville.com>
or call (765) 825-1523
Fayette County Tourism Bureau

FOR SALE BARTON'S BAY BOAT STORAGE & SERVICE



10055 SR 101, Brookville, IN 47012 Phone/Fax 765-647-5647

E-mail: bartonsbay@bartonsbay.com / Website: www.bartonsbay.com

BUSINESS OPPORTUNITY

Pam and Bob are retiring.
Barton's Bay is FOR SALE
765-647-5647

Check out our sales information at www.forsale.bartonsbay.com



DAIRY COTTAGE RESTAURANT (765) 647-5451



Home Of Flavor Rich Fried Chicken

Complete Line of Sandwiches, JoJos, Fries, Mozzarella Sticks, Onion Rings, Etc.

LARGE SELECTION OF ICE CREAM, SHAKES, SUNDAES, CYCLONES

1116 Main St. Brookville, IN 47012

Est. Oct. 02, 1958



for smallmouth, hunting squirrels in August, and raccoon hunting throughout the night from October through January. We swapped memories back and forth throughout the day, but we both kept coming back to one common theme.....our fathers.

We both enjoy hunting and fishing because our fathers took the time to teach us the finer points of the outdoors. The lifelong tradition has fed our families and provided hours and hours of enjoyment and relaxation. I wonder, could our fathers have given either of us a more special gift?..... I think not.

Until next time, enjoy the outdoors and pass it on!!

Lt. Browne

Indiana Outdoors



by Joe Martino

Hunting coyotes is necessary, but not always understood

Most get it, but a few don't understand reasons for hunting them


While in a conversation at the post office the other day, the lady behind the counter mentioned that she and her husband were going squirrel hunting the next day. I wished her luck and mentioned that my son and I were going to try to get out and do some coyote hunting as well during the weekend.

A scowl immediately took over her once half-smiling face and her demeanor dramatically shifted from pleasant to disgruntled. She also verbally informed me that she did not appreciate that we hunted coyotes and would prefer it if I did not speak of it again, mentioning that she could prove why coyotes should not be hunted (although I really doubt that she could prove it, otherwise she would have attempted to do so.)

Out of respect for her choice (regardless of how uninformed she was on the topic) I chose to drop the conversation. But really? I figured that since she said she was going hunting that the door was wide open on the topic; that we were on the same playing field. I guess not, and it placed me in a situation I had not been in before. You just do not run into many people that are angry about hunting coyotes.

She has her beliefs on why coyotes should not be hunted. I am not buying them, however, but she certainly is entitled to her opinion. What I got out of it was that she felt like coyotes are like dogs and therefore should not be hunted. True, the two may be related, but there is a difference; a big one. There are not tons of wild dogs roaming around. If there were, believe me, they would be hunted too.

So, why do we need to hunt coyotes? The reasons are varied. I mean, I do



Most people don't mind coyote hunting at all, but those that do don't understand the impact these predators can have on wild game numbers. They also have no natural predators, making it even more important for man to step in and help control their numbers. (Author Photo)

not eat coyote meat, so I cannot sit here and say that I always eat what I kill. Nor can I tell you that it is for the pelts. Yes, I do sell or donate the pelts of the coyotes that I get, however that is not my reason for hunting them. And I do not really want to say it is for sport, because the term sport hunting can conjure up negative images and fuel the fire for anti-hunters, even though I do enjoy the challenge that hunting a coyote represents. Regardless of why we choose to hunt coyotes, the real reason behind the need to do so is for management of the species.

In his article, "Sooo, Why Hunt Coyotes?" author Duane Fronek wrote, "I believe animals are on this earth for man to manage and consume whether that consumption is eating or putting a fur on your back."

I agree with Mr. Fronek. The bottom-line here is that the species needs managed. Just as deer, rabbits, and other wild game populations are managed through regulated hunting seasons and natural predation, so must coyote numbers be managed. Key in on the part of natural predation. Game animals such as deer and rabbits are preyed upon by coyotes, yet coyotes have no real predators within the animal kingdom, which is exactly why

man must step in and prey upon the coyotes. We hunt the animals that coyotes prey upon don't we? Then what makes coyotes so special that they shouldn't be hunted?

In addition to managing coyote populations, by hunting them we are also helping out other game animal populations at the same time. If you enjoy rabbit, deer and bird hunting, then you should fully support hunting coyotes, whether you personally hunt them

CONTINUED ON PAGE 25

Martino's *Inside Dining or Carry-Outs*
 = *Italian Villa*
 Restaurant & Lounge

"Homemade Goodness In Every Bite"

Real Italian Pizza • Full Menu

- LASAGNA
- PIZZA
- STEAK
- SPAGHETTI
- SANDWICHES
- SEAFOOD

11AM - 10PM MON - THURS 11AM - 11PM FRI & SAT

765-457-9181

1929 N. WASHINGTON • KOKOMO, IN

VERSATILITY TO

BATTLE IT ALL

BEST-IN-CLASS PERFORMANCE
100 HP

POLARIS GENERAL

INTRODUCING A BOLD NEW BREED OF SIDE-BY-SIDE TO DOMINATE ANY TRAIL AND CONQUER ANY TASK.
 TO SEE IT IN ACTION, VISIT POLARIS.COM/GENERAL



BEST-IN-CLASS TOTAL PAYLOAD
1,100 LBS

ALL-NEW CAB DESIGN
CAB DESIGN

BEST-IN-CLASS GROUND CLEARANCE
12 INCHES

STOP BY TODAY FOR INCREDIBLE OFFERS AND UNBEATABLE SERVICE.

Rogon
 EQUIPMENT INC.

4737 NATIONAL RD W
 RICHMOND, IN


WARNING: The Polaris GENERAL™ can be hazardous to operate and is not intended for recreational use. Driver must be at least 16 years old with a valid driver's license to operate. Passengers must be at least 12 years old. Drivers and passengers should always wear seatbelts, eye protection, and seat belts. Always use seat belts or other safety equipment. Never engage in drunk driving and avoid excessive alcohol and sharp turns. Riding and alcohol/drug don't mix. All drivers should take a safety training course. Call 800-342-2704 for additional information. Check local laws before riding on trails. ©2015 Polaris Industries Inc.

Joe's

All Natural Beef Jerky

Joe Martino
 Direct: 765-434-8598
 E-mail: joe@eatjoesjerky.com / Web: www.eatjoesjerky.com
 2378 West 350 North, Kokomo, IN 46901

Outdoors



With Rich Creason Renfro Does It Again

For the 62nd time, Renfro Productions will be putting on one of the biggest sport shows in the country from February 19-28, 2016 at the Indiana State Fairgrounds. This show is so big it takes six buildings and 10 days to hold it all. Hunting, fishing, boating, camping, Scuba diving, motorcycles, and much more will greet you when you enter this show.

Since you are reading this article in an outdoors magazine, I'm guessing you are interesting in some aspect of outdoor sports. Maybe fishing is your passion. Then, your first stop should be in the Marsh Blue Ribbon Pavilion. This building contains the famous Tackle Town with aisles and aisles of any kind of fishing tackle you can think of. Dozens of vendors will be displaying rods, reels, lines, lures, and assorted other fishing related tackle. Mixed throughout this building are many outfitters and guides ready to show you a great day on the water. The Hawg Trough, filled with water and big fish, setting for numerous seminars over many years, is located at one end of Tackle Town.

Perhaps you are looking for a travel destination. Follow your map to the Champions Pavilion. This is my favorite location. Over 160 exhibitors from 25 states and Canada fill this building. Travel and Tourism booths where I can pick up literature on many different states which we would like to visit are here. I will be talking to old friends in the Sanibel, Florida booth, Blue Bank Resort on Reelfoot Lake in Tennessee, and making plans with the Alabama Mountain Lakes folks for our almost

annual trip to that area.

Check out all the booths in this building to discover information on vacation destinations to the far north, south, east, and west. We often gather literature from various resorts, outfitters, etc. then go home, study the brochures and booklets, and come back later in the week to book our visit to a new (or old) area. This building is also home to the "Quiet Sports". These include hiking, biking, kayaking, scuba diving, fly fishing, and many other "quiet" activities. The Champions Pavilion will also be the site of the new XPOGO Team show. This is the sport of Xtreme Pogo Stick riding (or bouncing?).

If you are interested in purchasing a new boat (or just want to dream about one), walk through the West Pavilion. Watercraft of every size and shape from kayaks to ocean-going beauties will be in this building.

Or perhaps, you would like to purchase a travel trailer or other recreational vehicle for your camping trips. The South Pavilion will have enough units for you to walk through and choose one which has all the comforts of home and more.

The first weekend of the 10 day show, February 19-21, will showcase the Motorcycle Expo. On Friday, Saturday and Sunday, you will be treated to everything related to motorcycles. Center stage is usually the display of antique classics. These are not old, beat up, worn out machines. Many of these look like right off the display floor. Accessories of every kind are available in assorted booths. Usually, there is a totally safe, well-regulated track where the little bikers can ride on mini cycles. This popular exhibit will be held in the Exposition Hall.

These same three days will highlight the brand new Fly Fishing Expo in the Farmers Coliseum. Everything related to this sport will be here. Fly Fishing demonstrations, seminars, and hands-on activities will be available. Destinations, guides, and outfitters will be here to help plan your trip. Fly fishing gear including rods, reels, clothing, tools, materials, and boats will be at this expo for your viewing and purchase. Bring the kids. They can tie their own fly, then get a free visit to the trout pond to catch a fish on their own fly.

The Deer & Turkey Expo will be in Expo Building on the last four days of the show (25-28). If you are interested in any kind of hunting, this is the place to visit. Outfitters from 19 states, nine Canadian

provinces, and eight countries will help you plan your next hunting trip. "Ask the Pro" seminars will teach you how to do it. Tree stand safety seminars will show you how to hunt safely. The Hoosier Record Book Deer Display will show you some of the finest whitetails taken in Indiana.

The Water Fowl Flyway will be in this building. Everything for hunting ducks and geese can be found in this area, including gun dog demos. Archery lanes for adults to try out a new bow before buying and a separate area for the kids to try their hand with a bow and arrow are located here. If you have a large deer head you would like to get scored, bring it in for the experts to measure for you. Cost is \$15. Check the Renfro website to get dates and times for this service.

An Indiana Department of Natural Resources booth will be available to answer all your questions. Booths with information on trapping and skin identification will also be here.

This 10 day show runs from February 19-28, 2016 at the Indiana State Fairgrounds. Times are 1-8 on the 19th, 10-8 on both Saturdays, 10-5 on both Sundays, and 12-8 Monday thru Friday. Kids Day is Saturday the 27th. The first 500 kids through the door will get a free rod and reel combo. For more information on everything related to this event, go to www.renfroproductions.com.

A lot more activities not mentioned in this story will be available for your pleasure at the show. Come and enjoy it all with the family, then, maybe come back later in the week and see what you missed on the first trip.

The author may be reached at eyewrite4u@aol.com.

Editor's Note: Visit The Gad-a-bout booth #268 at the Deer, Turkey and Waterfowl Expo in the Exposition Hall February 25-28, 2016. If you would like to meet and talk with Rich Creason at the show, contact him on his cell phone **765-215-3478**, he will be there on the weekend of **February 27 & 28th**.

I will be in the Expo Hall Feb 25-28 if you want to meet and talk with Ray Dickerson, The Gad-a-bout, call my cell **765-960-5767**. Rich and I will be out of the Gad-a-bout booth from time to time. We both want to talk to you at the show. I will also have Gad-a-bouts in Booth C-504 at the Brookville C of C Booth in the Champion Pavillion (Tourism & Quiet Sports), I will be in their booth off and on February 19-28. ■

INDIANA'S LARGEST HENRY RIFLES DEALER



SOUTHEASTERN INDIANA'S
LARGEST GUN TRADER!

MIKE MENTZ
812-663-2030

1510 NORTH LINCOLN STREET, GREENSBURG, INDIANA 47240

- CASE KNIVES
 - LARGE SELECTION OF CONCEAL CARRY GUNS
 - TRAP GUNS - 17 HMR RIFLES
 - RELOADING COMPONENTS
 - HUNTING & TRAPPING SUPPLIES
 - NITE LITES
- "SPECIAL ORDERS & LAYAWAYS"

JOHN'S GUN & TACKLE

ULTRA DOG FOOD / OWEN'S DOG BOXES
HUNTING LIGHTS / DAN'S HUNTING CLOTHES
GARMIN TRACKING SYS. / DOG LEADS & COLLARS

ARCHERY SUPPLIES / BOWTECH BOWS
INDOOR ARCHERY RANGE / TECHNO HUNTING SYS.

MUCK BOOTS / RELOADING SUPPLIES
LONG GUNS / HAND GUNS / AMMO
FISHING TACKLE, SUPPLIES & LIVE BAIT

Owners: John & Cora Durham
Manager: Enos Amburgey

HOURS: Monday thru Saturday 7 am - 8 pm
Sunday 9 am - 5 pm

200 N. Highway 3 & 7
North Vernon, IN 47265
812-352-7075

INTRODUCING THE



- SOLE SCRAPER can make your job or hobby easier, cleaner and safer
- The blade cuts into mud and debris, and the brush digs into tread
- Made of steel and rubber, powder coated for long-lasting durability
- Outdoor unit for base of tree stands to reduce slipping, easy removal
- Hitch model available in multiple sizes, does not interfere with pull-behind
- Both models perfect for hunters, farmers, construction workers, gardeners, campers, outdoor sport enthusiasts and more



ADAPTABLE



DURABLE



SIMPLE

Hitch Model

\$39.99

+ tax and shipping

Outdoor Model

\$59.99

+ tax and shipping

order today at www.solescraper.com



Like us on Facebook!



Follow @solescraper

Sole Scraper is Patent Pending

Call: 317-750-0815

ITS WORTH THE DRIVE!



62ND ANNUAL

INDIANAPOLIS BOAT, SPORT & TRAVEL SHOW

February 19th - 28th, 2016

Indiana State Fairgrounds • Indianapolis, Indiana



FEBRUARY 19th - 21st

Serious About Fly Fishing?

- Manufacturers • Fly Shops • Travel Services
- Fly Fishing Guides & Lodges • Clothing
- Fly Fishing Schools and Clinics
- Fly Tying Tools and Materials
- Conservation Organizations



FEBRUARY 25th - 28th

The Midwest's Premier Hunting Expo!

BIG FINE HUNTING SEMINAR SERIES FEATURING 35+ SEMINARS FROM THE PROS ON:
• WHITETAIL • WATERFOWL • WILD TURKEY • FOOD PLOTS • AND MUCH MORE



Chad Belding - Host of "The Fowl Life"



Chuck Adams - Legendary Bow hunter and Author



Greg Abbas Co-Host of "A-Way Outdoors"



Byron Ferguson Archery Marksman



BUY YOUR e-ticket TODAY

GET YOUR TICKETS ONLINE!

TICKETS ALSO AVAILABLE AT



INDYSPORTSHOW.COM



Great Lakes of the Wabash River - Fishing News



by **Ryan Pershing**
Mgr of **Bozarth Country Store**

Great Lakes of the Wabash

With the changing of the year it also means the opportunity for new adventures as we all set our sights on the 2016 year with new resolutions and plans. While making these resolutions and plans I would like to encourage you to make an effort and get outside to enjoy the numerous opportunities the outdoors provides. Whether it's family fun camping or taking a member of your family out on the lake to enjoy a day of fishing, you will find it very gratifying not only for yourself but the entire family or friends that are accompanied with you. Fishing, camping, boating, hiking, and several other options are available to each and everyone one of us and if you are in need of a destination to enjoy these activities then look no further than the properties here at the "Great Lakes of the Wabash." When referring to the "Great Lakes of the Wabash", I'm describing the Salamonie, Mississinewa, and Roush Lakes as all three of these public properties provide us the opportunity to enjoy the above mentioned activities and more. For more information and a listing of all activities on these properties you can visit www.in.gov and click on the state parks tab or contact the Upper Wabash Interpretive Services at (260) 468-2127.

As we enter the New Year we also have to begin marking our calendars for the new events we plan to attend. For all the crappie fishermen there are several days you will want to highlight on your calendars as we have many different tournament dates taking place here at the Great Lakes of the Wabash. To begin, the Crappie USA circuit returns to our area again as they will have their tournament here at the Salamonie and Mississinewa Reservoirs on **Saturday, May 7th**. To be entered in the competition you can visit their website at www.crappieusa.com and register through their online registration. **The tournament seminar will be held Friday, May 6th at Bozarth Recreational Resort at 7:00 p.m.** with the late sign in available from 5:00 to 7:00 p.m. For more information on the Crappie USA circuit you can visit the above website.

The first of four 2016 Bozarth Crappie tournaments begin on **Saturday, April 30th**. This tourney will be followed up with dates on **June 4th, September 10th, and September 24th**. The first



Left Photo: Ray Terrel with a 13.5 Inch crappie that weighed 1.31 pounds. This was caught on December 9th on the Salamonie Reservoir. This is an example of the quality of fish you could be catching if you make a trip to the "Great Lakes of the Wabash"! Right Photo: Hagan Amburgey with a 12.5" and 13" crappie. These were caught on the Salamonie Reservoir on December 13th. If you are looking for a place to fish then look no further than the Lakes here at the "Great Lakes of the Wabash". Information pertaining to several 2016 crappie tournaments on the Salamonie and Mississinewa Reservoirs are mentioned in the article. (Author Photo)



three tourneys take place on the Salamonie Reservoir and the final tournament will allow our fishermen to fish either the Salamonie or Mississinewa Reservoirs. These are friendly fun tournaments that allow fishermen to enjoy tournament style fishing and gain valuable fishing knowledge from other fellow anglers. For more information you can contact us at (765) 981-4522.

The **Indiana Slab Masters** will also return to the Great Lakes of the Wabash as they will have their tournament ending **Classic held on October 1st and 2nd**. The Day 1 Classic will be held at the Salamonie Reservoir on Saturday, October 1st and then wrap up with the Day 2 Classic on Mississinewa Reservoir Sunday, October 2nd. The Slab Masters will have six regular season tournaments throughout the year and to become eligible to fish the year end Classic you must fish four of these tournaments as well as physically check in at the weigh in line. For more information you can visit their website at www.indianaslabmasters.com

In closing, I wanted take a moment to remind our readers of several events that are upcoming here at the Upper Wabash Interpretive Services. As I mentioned in our previous issue, there are two different eagle watches to plan for in February. The **10th annual Eagle Watch at the Salamonie Reservoir** will take place on **February 13th and 14th**. For more information or to register for this event as well as other scheduled events you can contact the Upper Wabash Interpretive Services at (260) 468-2127.

Lastly, be sure to mark your calendar for the week of **Saturday, March 5th through**

Sunday, March 13th for the Annual Fish Tackle Sale here at Bozarth's Country Store. This is a great time to stock up on all your essential fishing goods. We have the best of the year pricing on rods, reels, tackle, and bulk bags of bobbers. While shopping be sure to tour the rest of our store as we stock "a little bit of everything" and then take a moment to enjoy one of our famous tenderloins. You will not be disappointed! **Bozarth's Recreational Resort and Country Store are located at 7309 E 400 S Lagro, IN 46941 and you can contact us at (765) 981-4522.**

Mendenhall
True Value
Help Is Just Around The Corner.

SPACE HEATERS ON SALE
KEROSENE WICKS
DEER WHISTLES IN STOCK

125 S. W. 5th Street
Richmond, IN 47374
765-962-4842

CASE KNIVES

COUNTRY MART

Peanuts and Caramels have arrived stock up now!

Deer Trophy Rocks \$14.99

Don't forget we also have food plot blends.

Stop in today and our friendly staff will load your vehicle for you.

LOCATED AT 766 W. MAIN ST. GREENSBURG
(812) 663-6411
HOURS: M-F 8 A.M. - 5 P.M. / SAT. 8 A.M. - 12 P.M.
MANAGER Marvin Goodpaster

Bozarth Country Store

On The SALAMONIE RESERVOIR

Fishing Tackle Hunting Equip Camping Supplies Boating Equip Save BIG		LARGEST Selection of Cast Iron 2016 BOZARTH CRAPPIE TOURNEYS Sat April 30th / Sat June 4th Sat Sept. 10th / Sat Sept. 24th Annual Spring Fishing Tackle Sale Sat March 5th thru Sun March 13th For Info Call Ryan 765-981-4522
---	--	---

SEASONAL CAMPSITES AVAILABLE

Seasonal Rates - Full Hookups

"SIGN UP NOW"

1 mile east & 1 mile north of Lincolnville

We Have A Large Breakfast & Sandwich Menu

Campstore / Grocery Fishing Tackle, Live Bait & License Camping & Hunting Supplies Cold & Hot Drinks Ice - Pizza - Sausage - Hot Dogs Snacks & Sandwiches	Hunting Check In Station Banquet Room w/Kitchenette Arcade Game Room Showers (All Year) Boat Storage (Inside) LP Gas Refill Station
--	---

765-981-4522
7309 East 400 South
Wabash County
Lagro, IN 46941

We Proudly Carry
Bass Pro Products
Save on Shipping

Open All Year - 6:00 AM to Dusk

Rick & Jeff's *We Will Not Be Undersold!*
Floor Coverings, Inc.

For All Your Floor Covering Needs
(812) 754-0888
 Now Carrying In Stock Area Rugs!
 12 Styles To Choose From!
kathy ireland

Shades Of America
 STANMASTER HOME GALLERY beaulieu
 SUTTON Philadelphia
 Shaw Queen Bruce
 DOMCO Larkett
MANNINGTON

Hwy. 56 East • Scottsburg, IN 47170

Misfires & Snags



by Dan Graves

Good 'Ole Boy Bass Is Different

By most standards it's a small lake covering only five or six acres. It isn't nestled in a remote or rugged area surrounded by trees and undergrowth with lily pads or any other signs of aquatic growth. In fact, if you're casting in one particular cove and hear someone yell "FORE", you'd best duck. The tee bed for hole four is just behind your head. Surrounded by twenty story buildings and flanked by parking lots, it seems about as likely a fishing spot as a swimming pool at a luxury hotel. For the second time in as many years I'm preparing to try my luck in snagging what I've been told are bubba bass that hang around in this playground.

Last year I tried every trick in my tackle box to get even as much as a sniff from one of these southern snobs. Rattle baits, surface lures, rubber molded things of all shapes and sizes, jigs of all colors and sizes and finally four ounces of C4 and six feet of fuse to no avail. I tried trickery by approaching the water with my hands in my pockets while whistling and looking around feigning total indifference. I tried waving my rod like a samurai sword hoping to at least scare one out of the water.

Being a private lake (obviously) no boats are allowed. However, there is one possible advantage for the fisherman in the form of a boardwalk that stretches across the mid-point of the water complete with a gazebo right in the center. If fishless boredom sets in, all the angler has to do is take a seat on a

bench under the roof of the gazebo and gaze around at all the wild scenery of nature's finest surrounding him. For the well heeled, a cell phone call will get a Mint Julip delivered to help the fisherman decide which lure will best suit the water or weather conditions.

In spite of the availability of such conveniences I decided to try using some techniques that these good 'ol boy snooty bass might understand. The bass at our lake don't have the luxuries of board walks and mint julip sipping anglers. And, they're not influenced by a Hoosier hick beating the water to a froth while yelling epitaphs. Apparently these southern fish would feel more comfortable being outsmarted by someone smoking a big stogie and wearing a cap with a picture of Yosemite Sam on the bill, so I dressed for the part. Bib overalls, no socks, unlaced boots and a sleeveless tee-shirt. As for the stogie, being inexperienced in the selection of whatever qualifies as a good cigar, I bought a Rum Crook. I have to admit that even a ten pound large mouth wouldn't be worth the price of one of those stink poles. But, there are times when sacrifices are necessary when it comes to fishing. Properly attired for combat I headed for the board walk.

And woke up from a dream. After frantic preparations for an extended stay in Florida I had had little time to properly prepare for an assault on the fish population in a five or so acre lake located behind our condo. Surrounded by high rise buildings with one cove extending into a golf course, it looks like any other lake you expect to see added to a massive housing complex. Pristine shoreline bordered by well kept lawns and signs saying "No Fishing Off The Tee Beds". That warning is unnecessary in my book. Who would want to be whipping a rod while a middle-aged golfer stood behind you swinging wildly at a golf ball? Last year, at the same place, I had beat the water into a froth for days with no success. I had concluded that, in spite of signs saying "Please Practice Catch And Release", the only thing I snagged was a soggy copy of a menu to a local restaurant. I threw it back. To add insult to injury, two fishermen had the gall to not only describe their luck in fishing here but backed it up with pictures of lunker bass. I finally came to the conclusion that you can't trust old fishermen, especially the ones who drive Mercedes Benz'. They lie!

Nonetheless, I'm going to try again, only this time I'm going to sit under the gazebo, order a mint julip and fire up a Rum Crook. If those other old geezers use that method, then I'll do the same. I really don't like mint julips and I suspect Rum Crooks taste like puffing on a piece of hemp rope. But my motto is, "Sacrifice All For The Common Good". If these fish, being raised in an atmosphere of grandeur require special treatment, then I intend to find out what they prefer in baits and presentations. If it's necessary to wear an ascot and a jaunty cap with an anchor emblazoned on it, I'll do it. I have even wondered if they would recognize a common night crawler or if management would allow the use of carp minnows in their fancy pond. However, I've concluded that if worse comes to worse, I'll get a long handled landing net and scrounge around for golf balls in the cove at the tee bed for the fourth hole. Might as well make a little money selling balls back to the well heeled golfers who wouldn't know a fishing rod from a radio antenna.

ACE **Scotts Hardware**

Junction 31 & 56, Scottsburg, IN
 812-752-2991

- WE CARRY A FULL LINE OF RIFLES, SHOTGUNS, HANDGUNS & AR'S
- OUR SHELVES ARE FULL OF AMMO, OPTICS & ACCESSORIES
- WE HAVE EVERYTHING FOR YOUR HUNTING, FISHING & SHOOTING NEEDS
- NOW BUYING GINSENG & YELLOW ROOT

HOURS: 7 AM - 8 PM MON. - SAT. / 8 AM - 6 PM SUN.

Red Barn Bait Shop

Hunting, Fishing, Camping, Guns, Ammo & Accessories
 Buy - Sell - Trade
 Open Monday thru Saturday - Closed Sunday
 Phone: (812) 883-6483
 For all your hunting & camping needs stop by the Red Barn
 3 1/2 Miles North of Salem on SR 135

Deli

NOW OPEN

- Lunch Meats
- Cheese
- Butter
- Sandwiches

Troyer's Country Store & Bakery
 8 mi. North of Greensburg or
 10 mi. South of Rushville on SR 3
 Hrs: Monday to Friday 8-5 / Saturday 8-4
 (765) 629-2604

QUAKERTOWN MARINA
 On beautiful Brookville Lake, Indiana
 "Anchor in Paradise"

We are a full service marina located within the Quakertown State Recreation Area at the north end of Brookville Lake in Liberty, Indiana

- Pontoon and Fishing Boat Rentals
- Used Houseboats, Fishing and Pontoon Boats for Sale
- Seasonal and Annual Docks and Seasonal Buoys

CERTIFIED MECHANIC ON DUTY
(765) 458-6490 - www.quakertownmarina.com

RUSTIC ACRES WOODWORKS

David M. Fisher
 765.886.5699

4600 New Garden Rd.
 Williamsburg, IN 47393

Rustic Post & Rail Products

Swings • Gliders • Lounges • Picnic Tables
 Chairs • Night Stands • Beds • Log Home Railings
 And Much, Much More!

Indiana Slab Masters



by Ron Bilbrey

INDIANA CRAPPIE FISHING 2016 Tournament Schedules

Seems winter has finally arrived here in central Indiana, guess we can't complain too much with December's temperatures being in the 50's and plenty of open water throughout much of Indiana. I have talked to a lot of crappie fisherman that said the bite was decent most of December. Thinking I would beat the cold this year, I winterized the boat and put it in storage the last week of November. That's what I get for being proactive; usually I am blowing out lines and draining the lower unit with boots and gloves on.

I do have plans to fish, Lake of Egypt in southern Illinois, once the temperatures drop and ice sets up on most of the lake. Being a power plant lake, one-third of the lake remains open water throughout the winter months. During this time, we chase schools of Black Crappie, using electronics to locate and target them, throwing cork and jigs to the schools. Although very cold it does offer some hot action once a school is located.

This past year my time on Indiana lakes decreased dramatically from previous years and is trending to continue the same this year. Most of my family recently moved to Tennessee and are now only minutes from Watts Barr Lake on the Tennessee River. Watts Bar was one of the first Southern Lakes I Crappie fished before I started tournament fishing. I was truly impressed the first day on the water catching 15 Crappie over 12" in only a couple hours on the water and finished our week vacation boating over a hundred fish most being in the 12"-14" range. Since that vacation I have wanted to go back a few times and looks like it won't be long now.

With the 2016 tournament season quickly approaching, the tournament trails have set their schedules for the upcoming season. The Indiana Slab Masters have reduced their schedule to six regular season events this year, plus the two-day Classic on Salamonie and Mississinewa. Crappie USA will hold eight local events, nine super events and their two-day Classic on Kentucky Lake. Two local events will be held in Indiana this year, with a super event being held on the Grand Lake of St Mary's, in St Mary's OH. Which is only minutes from the Indiana Ohio border.

**INDIANA SLAB MASTERS
2016 TOURNAMENT SCHEDULE**

Saturday March 26th	Geist Reservoir- Fortville, IN
Saturday April 9th	Brookville Reservoir-Brookville, IN
Saturday April 23rd	Patoka Reservoir- Jasper, IN
Saturday May 21st	Monroe Reservoir-Bloomington, IN
Saturday June 4th	Tanners Creek- Lawrenceburg, IN
Saturday Sept 10th	Racoon Lake - Rockville, IN

TWO DAY CLASSIC

Saturday Oct 1st	Salamonie Reservoir Wabash, IN
Sunday Oct 2nd	Mississinewa Res Wabash, IN

The Indiana Slab Masters will hold the 3rd Annual Kids Tournament, with a date and location to be determined later this year. This annual tournament has become a favorite with most of the anglers giving them a break from the competitive events and letting them relax and enjoy time with their families on the water.

**CRAPPIE USA 2016 SCHEDULE
ONE DAY LOCAL EVENTS**

Crescent & Dead Lake, Palm Coast, FL.	11/28/15
Logan Martin, Riverside, AL	02/27/16
Cherokee Lake, Morristown, TN	04/02/16
Cave Run Lake, Morehead, KY	04/23/16
Mississinewa & Salamonie, Wabash, IN	05/07/16
Patoka Lake, Jasper, IN.	05/14/16
Lake Shelbyville, Shelbyville, IL	05/21/16
KY & Barkley Lakes, Paris, TN	09/24/16

TWO DAY SUPER EVENTS

Lake Cumberland, Somerset, KY	10/30-31/16
Crescent & Dead Lake, Palm Coast, FL	02/05-06/16
Clarks Hill, Evans, GA	03/04-05/16
Weiss Lake, Leesburg, AL	03/11-12/16
Lake of Egypt, Marion, IL	03/18-19/16
Old Hickory Lake, Gallatin, TN	03/25-26/16
Lake Cumberland, Somerset, KY	04/08-09/16
Grand Lake of ST Mary's, St Mary's, OH	04/15-16/16

B'n'TH
www.bnmpoles.com

Driftmaster
www.driftmaster.com

Crazy ANGLER
www.crazyanglertackle.com

THE SPORTSMAN'S SHACK
www.thesportsmansshack.com

JIFFY JIGS
www.jiffyjigs.com

Green River Lake, Columbia, KY. 04/29-30/16

CRAPPIE USA CLASSIC
KY & Barkley Lakes, Paris, TN 10/27/16 & 10/29/16

Tournaments listed in Red are the ones I plan on fishing this year if all goes well. If you would like more info on these tournament trails, you can visit their website's www.indianaslabmasters.com and www.crappieusa.com.

Hope to see you all at this year's Boat, Sport and Travel show February 19th -28th

Tight Lines
Ron

CUTTING EDGE SPORTING GOODS

HOYT BOWTECH DIAMOND

INDOOR ARCHERY RANGE • LIVE BAIT • LARGE SELECTION OF BOWS/CROSSBOWS • ARROWS • HUNTING AND TARGET ACCESSORIES

***** ARCHERY PRO SHOP WHERE *****
*** CUSTOMER SERVICE IS EVERYTHING ***

206 W. MAIN ST. GREENSBURG, IN 47240
812-560-4208

Pioneer Village

Ethanol-Free Gas Live Bait
Firewood Hot Food
Bio-Diesel Propane
Fishing License and Lots More

Jet of Hwy 256 & Hardy Lake Road
812-794-2769

GET CYCLE
WEEKDAYS 9-6 SATURDAY 9-12

(812) 752-5466
800-521-5344
www.candtcycles.net

15% OFF ALL ATV ACCESSORIES IN STOCK
10% OFF SPECIAL ORDERS
We Service All Major Brands of ATVs
From Oil Changes to Complete Rebuilds
Hwy 31 S. in Scottsburg, IN. Just Off I-65
30 Mife. N. of Louisville — 85 Miles S. of INDY.

Wagler FURNITURE

HAND CRAFTED AMISH FURNITURE - HUGE SELECTION

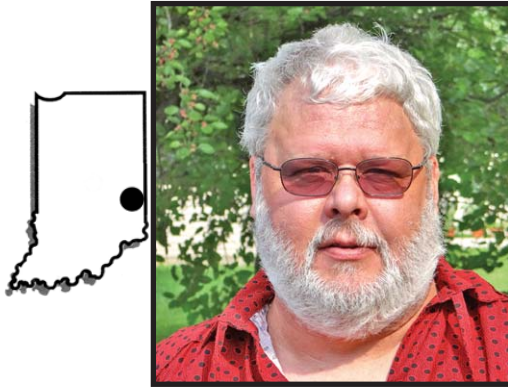
Table & Chairs Coffee Tables, End Tables & Benches
Bedroom Sets Available

NEW LOCATION:
8500 S. ST. RD. 3 ~ MILROY, IN 46156
765-629-2079

Gun Cabinets

**PLEASE SHOP AT
OUR ADVERTISERS!!
WITHOUT THEIR
SUPPORT YOU WOULDN'T
BE READING
THIS GAD-A-BOUT**

Indiana State Trappers Association



by **Dr. Fred Philips, DVM**

ISTA NEWS

Well, as I write this, the Indiana State Trappers Association (ISTA) Fur Sale is coming up fast. Just in case you get this in time, it will be at the Miami County 4-H Fairgrounds, 1079 w. 200 N., Peru, IN on Jan. 9th, 2016. Doors open 8 am, and the sale goes till everything has been offered for sale. Next month I will have the results published on-line and in the Gad-A-Bout. As it stands, it does not look to be a very good year for recouping one's expenses, but heh, it is the first year Otter is open in Indiana. I hope you are getting out and having a good time. Most of my ground has been flooded most of the time that I have been available to trap. So this year, so far, I have caught one (1) muskrat in a 330 conibear set for beaver. Oh well, there is still time.

The new website is up and running. The address is still www.indianatrappers.org. Deric Beroshok is leading the charge on getting this site set up. He has already listed the Trapper Education (TE) courses for this next year that we are aware of. Soon, very soon, he will be posting where the next two (2) years of Conventions will be held. These will also be in our Spring Newsletter that will go out about the first of March, 2016. If your membership is due, be getting it renewed so that you are sure to get this newsletter.

Deric, as well as being a Director, has taken on the duties of the Trapper Education Coordinator. We are still in need of a new Vice-President or a Director. One of the Directors has indicated an

interest in taking on the VP position if he could vacate his Director position. We also need a representative to the Fur Takers of America (FTA). So yes, that is two (2), or maybe three (3), volunteers that we need to fill out the Board.

If you do not wish to be on the Board, but are willing to just help out, we can use you like that too. Georgia Gifford and Deric Beroshok are organizing our appearance at the Wild Indiana Outdoor Expo to be held at the Kokomo Events and Conference Center, located at 1500 N. Reed Rd, Kokomo, IN 46901, January 16 & 17, 2016. (That is probably this next weekend.) Please call them today at 765.860.7499 or 765.438.3630 to volunteer your time. Paul Waldman is organizing our appearance at the Deer and Turkey Expo coming Thursday, February 25 thru Sunday, February 28, 2016 at The Indiana State Fairgrounds. This is a long show and needs several dedicated people to help out with it. Contact Paul at 765-867-3581 to volunteer your time for this event.

If you wish to help out at a TE Class, please give the ISTA member who is organizing the class a call. The first Class coming up, so far, will be at Carthage, IN, May 7th & 8th, 2016, and is being organized by CO Scott Johnson. See www.PassItOnIndiana.com to find more information on registered classes and who to contact with questions. The Trapper Education shortcut is generally to the right side of the page. ISTA TE Classes are being organized for Rockville, Danville, Kokomo, and LaPorte. There may be some more coming along that I am not aware of. None of the Classes put on in association with the ISTA ever cost the students any money. They are always free to the public, but may have limited enrollment due to classroom size and the number of volunteers available to help out.

Don't forget to be planning on picking up your next Trapping License, or Combo license as I always do. You need to renew your membership in the ISTA, the Fur Takers of America, and the National Trappers Association. Finding them on-line is a good way to keep up on everything that they do to keep the privilege of trapping available to you. If you are not a member, then you are free-loading on those who are. Please, join us today, and get involved.

Watch your top knot. Keep your eyes along the skyline.

Fred "DR" Philips, DVM
Pres. ISTA

**McDonald's
Bait and Tackle**

Live & Artificial Bait
Open 7 Days at 7 A.M.
Home Processing Supplies
Excellent Sausage & Jerky Seasonings,
Casings, etc. — *"Check us out"*

**15 W. Grant Street
Knightstown, IN 46148
765-345-2074**

**NEW & USED PARTS
FOR
CRAWLERS
TRACTORS
BACKHOES,
EXCAVATORS & SKID STEERS**

Engine Kits...Injection Pumps...Hyds
Tires & Wheels...Drive Trains...Front Axle

Mon - Fri 8:00 am to 5:00 pm

www.worleytractor.com

Worley Farm Salvage
812-883-4313 / 800-854-4313
Campbellsburg, IN

**Gittin Jiggy With It
Bait & Tackle Store**

765-524-6484
OPEN 7 DAYS/YEAR ROUND
Your ICE FISHING HEADQUARTERS!

Like us on [Facebook](#) to keep up with the latest news at [gittinjiggywithitbaitandtackle!](#)

On the Corner of Messick Road & SR 36, one mile south of Summit Lake State Park
4277 E SR 36 (Corner of 36 & Messick Rd) • Mooreland, IN 47360

A - T & I SERVICE

For all your Agriculture, Lawn & Garden
Automotive, Aluminum & Steel Trailer and
Service or Parts needs

- Country Clipper
- Honda
- Team Stihl

1414 Wise Road, Cambridge City, IN 47327
PH: 765-478-5917 Website: www.atiservice.com E-mail: sales@atiservice.com

- Featherlite Trailers
- Diamond C Trailers
- Custom Made Hydraulic Lines

**ANIMAL HOSPITAL OF CENTERVILLE
DR. FRED PHILIPS**

1100 EAST MAIN STREET
CENTERVILLE, IN 47330

TELEPHONE: (765) 855-1450
TOLL FREE: 1-888-860-8253

EMERGENCY SERVICES AVAILABLE

TRAPS & MORE

Easy Transfer Roll Cage
19/73 Sliding Door

Squirrel Assist
Skinner

Fish Basket

Traps 12/12/36

DEALERS
See Their Advertisement in The Gad-a-bout
John's Gun & Tackle, Red Barn Bait Shop, Scott's
Ace Hardware & Tolliver's Hunting & Fishing

Ernest McCleery, Lexington, IN (812-866-4510)

CONNECTED AFIELD



by Glenn Kelsey

Basic Home Taxidermy

Mount your own deer at a fraction of the retail cost.

In my earlier hunting days when you went out on Saturday for a morning sit in the nearby woods, you might see a squirrel or two possibly even get a shot. If you're real lucky you may get a peek at a whitetail deer. That was a rare critter back then. The deer population was not as thick or at least in the city limits or suburban area were we lived. They seemed to be away from the population of humans. As housing developed and wooded lots started being built on things changed.

Thirty some years ago if I got a trophy worthy of the wall, I used to pay someone else to handle all my mounts of the special critters that we harvested from the woods. That's fine when you only get a deer every now and then. When my two young boys got involved in hunting things changed after a while. The first squirrel, rabbit or deer of a youngster is always special, a true trophy in all our eyes. So with that in mind, I would go to the local taxidermist to have him restore the memories. The years went by and as the seasons progressed we were all taking more deer. It seemed that every year or so I was making that costly trip to my local guy. That got expensive to say the least. I knew things were going to change or I was going to have to figure out a new way.

Competition is a great push in sports. As in all our hunting events we decided to raise the bar and create a new standard rule. We agreed on the decision that unless the new deer had a larger antler rack, bigger and more spectacular then the past mounts, then we would elect to create a European or (Texas) mount. A less expensive way to display some antler.

Back then we were not as selective on the size or age of the buck we were hunting or trying to bag. The deer management idea and theory came years later. Remember this was 25-30 years ago. Today, Conservation Groups like QDMA and WHITE-TAILS UNLIMITED to name a few, are educating most of us veteran hunters along with the young hunting population in regards to conservation, better hunting ethics and management skills. This will help preserve our quality deer herds and protect our future sport of deer hunting.

Back to my topic. LET'S MOUNT A DEER

I bought a few VHS videos from Reinhart's and McKenzie taxidermy on basic deer mounts. They both were very informative and helped get me started.


John Reinhardt's tape is a very user friendly recording with some easy, comfortable approach to mounting your first deer. He jokes and makes it



Buck and doe forms also a small skull antler plate. (Author Photo)



Kylie's doe before nose and ear putty filler application. (Author Photo)



Doe deer after two week drying period. (Author Photo)



A finished 9 point Buck w/upright 1/4 turn.. (Author Photo)

enjoyable, but gets the job done. Good information in a fun video.

The McKinsey "Mounting a Whitetail Basics" version is more a precision type application. They offer a lot of product in the video along with great tips and results. This video has a longer more detailed concept. Both are good instruction and a necessary item for your task.

You can buy variety of deer forms, a set of glass eyes, a pair of ear liners and some dry tan mixture and you were almost ready for under \$ 75 bucks. Keep in mind you still needed some basic tools like: thread, needles, scalpels, clay and some modeling spatulas. About another \$ 25.00 but they would last for a few deer mounts.

Basic procedure in a nut shell. You will need to order a video for detailed instruction.

1. Cape your deer out / very carefully or let your butcher cape out your deer for mount. Do not cut up the front of the neck or face. Any cuts can be sewn but it adds to the project.
2. The best is to RING the deer behind the front legs for a shoulder mount (cut the girth of cape in 1/2 and

discard the rear section.)

3. After the cape is off the deer use a board mounted to a bench (fleshing beam) shave as much meat off the hide as possible. The more meat you get off when it's fresh the better.

4. Doesn't hurry take your time. Careful don't cut thru the skin the closer up the face, ears or eyes as you progress. (Not good) it's more stitch work later. The results of stitch may show.

5. Salt the hide and freeze it in a plastic bag till you have time to re-flesh and remove more meat from the hide. When you think you're done. You're not! Look for more, it's there.

6. Measure your cape and order your form, dry tan compound or pre tan mixture. 3 step measure.



(Salamonie Reservoir)

- Bait • Tackle • Soft Drinks • Ice
- Snacks • Picnic Supplies • Firewood
- LP • Camping & Outdoor Equipment
- Honey Bee Products • More

Owner: Steve Chenoweth

Monday to Saturday 6:00 a.m. -10:00 p.m. Sunday 7:00 a.m. to 7:00 p.m.

8975 W. 600 S (Jct. Hwy 105 & 124) Andrews, IN 46702 / Ph: 260-468-2551

Website: www.sandsbaitandtackle.com




SS Chenoweth

LED Emergency Vehicle Lighting

Feniex - Inovation At It's Brightest

Police • Fire • Emergency • Oversize Load

Farm • Construction • Highway



FREE Hunting & Fishing APP!

Today's Technology for Tomorrow's Adventure.



Are you connected?

ConnectedAfield.com

Follow us on facebook and twitter.

Available on the  



Left Photo: Family of God's Creatures this display was a competition entry. Artist is unknown. Right Photo: European mount or (Texas) style mount. A bleached skull mounted on the "Heads of State" steel plate in the shape of Indiana with the POW logo. (Author Photos)

7. Make sure to wash the cape in cool water w/ Dawn dish wash soap. Rinse complete and towel dry / dab dry don't rub aggressive.
 8. Re-freeze cape again till supplies arrive.
 9. This will give you more time to get the cape ready for mounting.
 10. Watch the video and take your time. Fleshing & prep takes about 8-10 hrs. The mounting, stitching or (placing the sock on the form) will take about 3-4 hours. Use pins to hold things in place.
 11. I let my mounts dry two weeks before final finish.
- Total hours from start to finish 16-18 hrs. It still takes me that long, but I airbrush the finishing touch to add that extra LIFE you see on some of the Pro mounts. I'm no pro but I enjoy doing the mounts and seeing the full expression of the deer at its best. I took a count and I have finished over 25 deer mounts just

for family since 1998. Each mount gets easier and I learn new tips to help enhance the natural appearance. Get Started Today : The more you do, the better you will get. Like anything else. Practice / Practice NOTE: You will have to buy a video to get the full detailed instruction. Look up McKinsey or Reinhardt's online. Get their Free catalog and get started. Mounting a deer for one of your family members can be rewarding and about 65-70 % less cost. **"CONNECTEDAFIELD.COM"** The only 8 Tool features in one app! The new hunting & fishing mobile app for" Smart Phones" / 8 tools is now available FREE to help Share with others your next Outdoor Adventure. Post your pics of deer, fish, gators, birds, and any other species of quadrupeds that you may claim as a good day in the woods & water. ConnectedAfield offers a NEW

RANGEFINDER on the (MAPPING TAB) of the app. We also give away FREE GEAR thru our CONTEST BUTTON. Download thru the (App Store) or (Google Play) " ConnectedAfield" Join Team C.A. FREE Today and take part in our contest for Free Gear Givaways. ■

Roaming The Outdoors

CONTINUED FROM PAGE 4

south thru a series of curves slow and turn left at Holland Road, turn left at entrance to White's Farm, their store is straight ahead on the right. From Fort Wayne go south on U.S. 27 to Liberty, IN take SR 101 to U.S. 52 follow same as above to Noble Boys Furniture. From Seymour area take U.S. 50 east toward North Vernon, merge onto new by pass turn left onto SR 3, travel north to Greensburg turn right (east) onto I-74 to Exit 164, turn left onto SR 1 north past St. Leon, turn left onto U.S. 52 north past Mound Haven and turn right onto Holland Road, turn left into White's Farm, Noble Boys Furniture is straight ahead at right. (See location map in the bottom right corner of their advertisement on page 4)

If you need further information call them at **765-647-4875**. Their hours are Monday thru Friday 9 a.m. to 5 p.m.; Saturday 8 a.m. to 4 p.m.
1940-1963 BASKETBALL BASH NOTES FROM DEC 16 MEETING & NEXT MEETING JAN 13, 9:30 AM AT WCHM
 Those attending the Dec.16th 2015 meeting included core committee members: Exec Director Jim Harlan, WCHM, Stephanie Beaty, WCHM program chair, Alien Paul, Historian, Duane Hodgins, RHSAA president and Mary Lou Griffey, RHS Alumni Association Executive Director. County School Representatives included the following; Joan Lawrence (Boston), Marlin Craig & Steve Carroll (Cambridge City), Sherrie Fulton, (Centerville), Jim Noggle, (Economy), Jim Hammontree & Murlin Clark (Fountain City), Phyllis Beard, (Greens Fork),
CONTINUED ON PAGE 25

Perch  Smallmouth

GUIDED CHARTERS ON LAKE ERIE
WALLEYE
 April Through October
Fishing the Western and Central Basins of Lake Erie-Ohio and Canadian Waters
 Three Fully Equipped Boats
 Two 32 ft. Blue Hills - 28 ft Bertram
LICENSED GUIDES
SPIN CAST - DRIFT FISH
Boytim Charter Service
 Ned Boytim
 502 E. Main St., Marblehead, OH 43440
 (419) 798-5445
 Toll Free 1-877-798-5445
 "Over 50 Years Experience"
www.walleye.com/boytim.htm

Some really nice Walleye caught on Father's Day June 21, 2015 with Boytim Charter Service. Aboard The Bethanne, Lyle's boat. Both Lyle and Bob Boytim were the Skippers that day. You can read about The Gad-a-bout's first ever fishing trip on Lake Erie in the my August 2015 issue. Log on www.thegadabout.com click on Archives, scroll down to August and open to page 8 & 9.




Returning from a successful day of walleye fishing from left to right are Roger Steidel from Medina, OH, Jay Bickley from Lakeshore, OH, Skippers Lyle and Bob Boytim and Ray Steidel from Willowick, OH. Bob Boytim invited me up to Lake Erie for a fishing trip. As you can see by the date on the photo 6-21-15 I took this photo. All those walleye you see here ended up in my freezer here in Centerville. All I caught was sheephead. I'm going back to Erie in 2016 and fish with Captains Bob, Ned and Lyle Boytim. Hopefully I will do better next time around, as you can see though these guys did all right. See Bob's ad on this same page, give him a call, tell him you read about him in The Gad-a-bout. Captain's Bob, Ned and Lyle Boytim will take you to the fish, all you have to do is catch them. (Photo by Ray Dickerson)

Dale Hardy Supplies
 Just 2 Miles North of US 24 on US 35
Logansport, Indiana
(574) 753-6843


RED WING SHOES


- Houndsmen Dog Boxes • Cajun Lights
- Nite Lites • Hunting & Trapping Supplies
- Diamond Dog Food
- Red Wing Shoes • Carhartts
- Horse Supplies & Tack • Custom Leather


Carhartt Monday - Friday 9-6
 Saturday 9-5
 Closed Sunday
 Hard at work since 1889.
dalehardy_supplies@hotmail.com


dry dock MARINA
 at Prairie Creek

EXPERIENCE THE OUTBOARD ENGINE THAT'S ECO-FRIENDLY AND WALLET-FRIENDLY.

The facts are in. Evinrude E-TEC outboards are unbeatable when it comes to clean and quiet performance, even against 4-strokes. We've passed them all and they never heard of coming. Evinrude E-TEC is the only outboard engine that goes 3 years or more without oil change scheduled maintenance.


 EXPERIENCE THE ENTIRE LINE-UP AT EVINRUDE.COM


EVINRUDE E-TEC
POLARcraft

OUR MOTTO
YOU WANT IT - WE CAN GET IT
YOU BREAK IT - WE CAN FIX IT
 Most all Makes & Models

25yrs of Technical Service we R
 Equipped enough for the BIG needs
 Stay small enough for YOUR needs


Godfrey
 PONTOON BOATS


POLARcraft
 FISHING BOATS

SALES SERVICE RENTALS
 Just 15 minutes outside Muncie, IN @
 6700 S CR 560 EAST, SELMA, IN
 765-286-4976

News From The Indiana State Police

CONTINUED FROM PAGE 5

<http://www.in.gov/isp/2367.htm>

Stranded in Cold Weather

With the frigid cold temperatures of late winter, a vehicle that becomes disabled can make for a life or death situation for the driver and passengers.

Following are a few tips you can follow that could save your life:

- Before you leave check the weather forecast and let someone know your route of travel.
- Always keep your gas tank full when driving in cold weather.
- Carry a winter survival kit in your car which is to include: blankets, flashlight, extra batteries, brightly colored cloth, sand or a bag of cat litter, shovel, candles and matches, non-perishable high calorie foods, (nuts, raisins, and candy bars), newspapers (for insulation), a first aid kit and jumper cables.
- Do not leave your car if stranded, it is your best protection. Do not panic, an idling car only uses one gallon of gas per hour.
- Roll down a window a very small amount for fresh air.
- Make sure the car's exhaust pipe is not blocked to prevent carbon monoxide poisoning.
- At night, leave your dome light on.
- Carry a cell phone to call 911.

The tips provided sound simple and include several items to place in your car, but they could save your or a family member's life. For Indiana road conditions call **1-800-261-7623** or visit the INDOT web site at TrafficWise.IN.gov.

Nixle-The Way to Get ISP News

Since October of 2012 the Indiana State Police Public Information Office has been using a web-based notification service called Nixle to distribute news releases, Amber/Silver Alerts, traffic updates, and other important information to media and the public. Nixle makes information instantly available over SMS (text), mobile application, email, and the web.

There are a couple of different ways to become a Nixle user.

To create a user account from the Nixle website:

1. Visit the Nixle website at www.nixle.com
2. Click the orange **Sign Up Free!** button
3. Follow the prompts

Once you have created your Nixle account from the website, click the **Home** tab then click on **Search for Businesses, Agencies, & Community Groups** located on the right side of the page. In the **Find** box type **Indiana State Police** and click the **Go** button. This will open a page in which you can select from which Indiana State Police District(s) you'd like to receive news releases and other notifications. Simply check the box or boxes next to the district(s) from which you wish to receive notifications then at the bottom of the page click the **Subscribe to selected agencies** button and you will begin to receive news release information and other notifications from those selected Indiana State Police Districts. In addition to selecting the individual districts in which you wish to receive news releases, you are also encouraged to include in your selection(s) the **Indiana State Police Headquarters-Statewide** option to receive news re-

leases and information of statewide interest.

To receive notifications via SMS (text message only):

From your cell phone text your zip code to **888777** and you will receive text messages anytime an Alert or Advisory is sent from the Indiana State Police PIO from the ISP district serving that zip code. To receive messages from a specific ISP district (not serving your zip code), text the "keyword" assigned to that ISP district to **888777**.

***NOTE:** *By texting your zip code or ISP keyword, you will only receive Alerts and Advisories. You will not receive Community Messages (news releases). In order to receive Community Messages in addition to Alerts and Advisories via SMS, you must go to the Nixle website (www.nixle.com) and open a user account (see above instructions) and select the types of messages (Alerts, Advisories and/or Community notifications) you would like to receive.* ■

So You Wanna' Catch More Fish

CONTINUED FROM PAGE 7

if we get winter rain or snow melt that raises the water level in the lake they will not hesitate to dump it back to winter pool.

Be safe and always let some one know where you are, and when you will be back especially in the winter.

Good Luck Tag

If you need more info E Mail me at tag@tagnobbe.com or go to the web site www.brookvillelakeguideservice.com or call my cell phone **765-265-3238**.

I guide fish for walleye, and crappie starting mid April till the mid December 7 days a week on Brookville Lake. We fish out of a 2015 Lund Pro V 2075 with a 250 Honda engine. I supply everything all the way down to cleaning the fish. I can take 1 - 4 people. The price is according to how many people go \$450.00 for 4 people \$375.00 for 3 people \$325.00 for 2 people and \$275.00 for 1 person. We start at 7:00 am and fish till 1:00 To schedule trips call me on my cell phone **765-265-3238**.

Fully licensed and insured now for 19 years ■

Smokin' On The Water

CONTINUED FROM PAGE 9

Festival Closes for the Evening
Sunday

9:00 am BBQ Festival Opens, Flag Raising Ceremony Begins, Antique Tractor Show Opens, Food Booths Open, Craft Fair Opens, Merchandise Vendors Open, Car/Truck/Bike Show Registration Opens

9:30 am Church Services Begin - in the Yellow Meeting House

10:00 am KCBS Judges Registration Begins - in Praise Auditorium

11:00 am Live Music Begins - David Wayne (Nashville Recording Artist) - In front of the Store, and near the Outdoor Stage

12:00 pm (Noon) Day 2 KCBS BBQ Contest Judging Begins

- 12:00 pm - Chicken
- 12:30 pm - Pork Ribs
- 01:00 pm - Pork
- 01:30 pm - Beef Brisket
- 02:00 pm - BBQ Sauce
- 02:30 pm - Anything But

- 03:00 pm - Showmanship
- 04:00 pm - Awards Ceremony
- 12:30 pm** Car Show Registration Ends, Car Show Judging Begins
- 03:00 pm** Car Show Awards Ceremony Begins, BBQ Judging Concludes, Live Music - H.I.S. (Hearts in Service - Gospel Music) - In the Yellow Meeting House
- 04:00 pm** BBQ Contest Awards for the Day 2 (Sunday) Contest are Presented (In Praise Auditorium)
- 5:00 pm** Festival Closes

DIRECTIONS TO DUNLAPSVILLE (Above map for local travel): From **Cincinnati, OH** take I-74 west to U.S. 52 exit north to Brookville, IN go thru town at 4th stoplight stay in right lane which is SR 101, stay in right lane and take SR 101 on north at Roseburg turn left onto Dunlapville Causeway Road, continue across the bridge over the Brookville Lake to the first road on your right, West Old Dunlapville Road. Go to entrance, parking area on your left.

From **Indianapolis, IN** take I-70 east to SR 1 at the Cambridge City exit 137, go south across U.S. 40 on south to Connersville. At first stoplight turn left (east) at second stoplight turn right on Park Road go south, Park becomes Central Ave. turn left just after you go underneath a RR bridge 1 block, turn right onto Eastern Ave go south at second stoplight turn left onto Vine Street (SR 44). Travel East, watch for sign that says Dunlapville, turn right on Mt. Pleasant Road, go south 2.5 miles, at stop sign turn left onto West Old Dunlapville Road go east when you go under a road overpass turn left at next road go to entrance, parking area is on your left.

From **Fort Wayne, IN** go south on U.S. 27 to Liberty at second stoplight go straight onto SR 101 south, go past Whitewater Memorial State Park, go south to Roseburg, turn right onto Dunlapville Causeway Road, continue across the bridge over the Brookville Lake to the first road on your right, West Old

Heritage Goodhew Enterprises, Inc.



STANDING SEAM METAL ROOFING

New Installation & Metal Roof Repair

765-857-2623

www.heritagegoodhew.com

J & M Sporting Goods

Veteran Owned



Firearms Our Specialty

Rifles, Shotguns, Pistols, Ammo
Gunsmithing

Hours: Tuesday-Saturday, 10 AM to 6 PM

BUY, SALE, and TRADE

3527 West US 40

Greenfield, IN 46140

317-318-9013



Bush's Market

Family owned and still growing since 1929

"FRESH PORK • WINTER SEASON"

OPENING DECEMBER 1 TO MID MARCH

Hours: MON-FRI 8 am to 5:30 pm / SAT 8 am to 4 pm


Products: Sausage (Plain & Sage), Backbone Ribs, Tenderloin, Catfish Loin, Cubed Tenderloin, Roast with Bone, Roast Boneless, Sliced Shoulder, Sliced Side, Headcheese, Cracklins and Mush



7301 E. 25TH ST., COLUMBUS, IN 47203

(812) 379-9077 (812) 379-9906

Your Local Full Service Butcher Shop



French's Locker LLC

106 SYCAMORE STREET
BATESVILLE, IN 47006

(812) 934-2902

WWW.FRENCHSLOCKER.COM

BEEF, PORK, SHEEP, GOAT & DEER PROCESSING
LOCALLY GROWN 1/4, 1/2 OR WHOLE BEEF
AVAILABLE 1/2 OR WHOLE PORK



CUSTOM HOG & BEEF PROCESSING

"Venison Sausage and Hams"

Custom Curing

Hickory Smoked Hams & Bacons

CATERING

(765) 478-3426

1-800-846-6328

www.rihmfoods.com

Dunlapville Road. Go to entrance, parking area on your left. From

From **Columbus, OH** take I-70 west, exit south on U.S.127 through Eaton on south to OH 725, turn right at stoplight go west, cross Indiana state line road becomes IN SR 44 to Liberty, turn left at first stop sign, at stoplight turn left onto SR 101, go past Whitewater Memorial State Park, go south to Roseburg, turn right onto Dunlapville Causeway Road, continue across the bridge over the Brookville Lake to the first road on your right, West Old Dunlapville Road. Go to entrance, parking area on your left.

From **Scottsburg, IN** go east on SR 56 it becomes SR 56 & SR 3, where the two roads split go left/north on SR 3 north to Rushville at third stoplight turn right onto SR 44 go east through Connersville stay on SR 44 Travel East, watch for sign that says Dunlapville, turn right on Mt. Pleasant Road, go south 2.5 miles, at stop sign turn left onto West Old Dunlapville Road go east when you go under a road overpass turn left at next road go to entrance, parking area is on your left.

Prairie Wolf Gun Repair

CONTINUED FROM PAGE 10

Dirt in this area can cause the extractors to break. Clean the extractor's tip, that is the space between the claw and the bolt face. This area fills with unburned powder and stops the cartridge case from seating into the extractor causing a failure to extract condition. Use a tooth brush to clean it. Lightly oil the extractor and its spring. If the extractor does not seat will into the bolt then you may have dirt under the extractor which will need to be removed. You may want that to be done by a gunsmith. Extractor's are hardened and tend to break easily. Auto

loading shotguns, rifles, and handguns should have the bolt removed and cleaned regularly. Heavy deposits of dirt and oil will cause the bolt to short stroke or jam. The extractors need cleaning just like bolt action guns.

Follow the manufacturer's instruction on oiling the moving parts and reassembly. Remember, only a drop of oil is needed. To much oil will accumulate dirt and unburned powder quicker, leading to malfunctions. Function test using dummy rounds to make sure all the parts work together as they are supposed to. If storing the gun away for a long period of time lightly coat the metal parts with a good synthetic oil. Store the gun in a dry environment. Do not wrap in cloth or plastic as they will draw moisture and may cause some rusting. If you store your guns in a gun safe be sure to use a moisture absorbing desiccant to control the humidity levels in the safe. Plain white rice in a cloth bag works well. Change it out every six months or so.

Quote of the Month

"...If you Live by the Pen You die by the Pen, and my pen has an eraser" - January 2016 - *Ted Cruz* on the campaign trail about President Obama's use of the Executive Order to expand background checks and further restrict gun purchases.

That's all for this month. These notes are mine alone and do not represent the opinion or position of anyone, just me. If you have a question or a comment on guns, gunsmithing, gun rights, or, would like to just make a comment email me with your comments at PrairieWolfGuns@gmail.com. I'll try and answer your questions as best I can and some answers may be included in this column.

Remember, B SAR (Be Safe, Be Aware, Be Responsible)

Marshall Smith
Owner/Gunsmith
Prairie WolfGun Repair

and women - who exemplify the pioneer spirit that made the Hoosier state the greatest place in America!

We invite you to visit Fabulous Fayette County. See what's happening at www.tourconnersville.com!

Indiana Outdoors

CONTINUED FROM PAGE 15

yourself or not.

Now I know that nearly all of you reading this agree with hunting coyotes, and that it really need not be defended. But for the few of those that may feel as the young lady at the post office did, we will probably never convince them or change their minds on the subject, but being able to understand why we hunt them may help us to better explain it when faced with a similar situation.

Roaming The Outdoors

CONTINUED FROM PAGE 23



1954 Basketball Game between Richmond Red Devils and another team. (Photo provided by Mary Lou Griffey WCHM)

Chris Beeson, (Hagerstown), Mary (Merrill) Ferris & Charles Reisert (Milton), Jim Keifer, (Richmond), Cliff Dickman & Bill Cox (Webster), Ova Johnson & Larry Berry (Whitewater), Bob Hall, Frank Monroe & J B Cain (Williamsburg),

Each person introduced themselves and spoke briefly about their high school experience. The plan of the event was explained by the core committee. Attendees gave their contact information.

The idea is to have representatives from each of the twelve county high schools that played basketball prior to consolidation (1962 in some schools-1963 in others) that attended and competed in the county Feb Sectional from 1940-1963. Also cheerleaders, wives of players, managers, sports writers, coaches and referees would be invited.

A discussion followed about whom to invite, whether to have light refreshments or a meal, cost of the event. This would be held at the WCHM building Feb 6th (Sat) beginning at noon, with an hour or so for the paid attendees to enjoy a meal and program then opened to the public. About 120-150 can be seated in the room.

The big screen TV would be used for pictures and PowerPoint presentation. Items are being sought to be donated to the museum but loaned items would be

CONTINUED ON PAGE 26

HIGHSMITH GUNS

"INDOOR SHOOTING & ARCHERY"
Sales & Training
Indoor Shooting and Archery
Best Prices — New & Used
NRA Law Enforcement Instructors
Register for Classes Online
(317) 462-6290
123 N. State St., Greenfield • www.highsmithguns.com

RED WING SHOES

BUILT TO FIT. BUILT TO LAST.

MILROY SHOES
Mastercard - Visa
9214 S. State Rd. 3, Milroy, IN 46156
(765) 629-2109
Mon-Thur 8 - 5 / Fri 8 - 6 / Sat 8 - 3 / Closed Sun

TREE CITY METAL SALES

• Crews Available

- ◆ Metal Sales
- ◆ Pole Barns
- ◆ Vinyl Fencing
- ◆ Garages
- ◆ Garage Doors

Steve Wagler
50 W. 650 N, Greensburg
812-663-4863 Cell 812-523-6272

Visit Fayette County, Indiana

CONTINUED FROM PAGE 14

When morning came, she agreed to release him - on the condition that he report that the family had no property to be taken.

Upon his departure, Hanna inquired as to the best place to ford the river. Betty pointed to a spot that she undoubtedly knew would result in the soldier's and his horse's disappearance beneath the water. Having done just that, both horse and rider were able to swim to the safety of the opposite bank, but the general's hat continued its own journey downriver.

Having saved her family from this crisis, Betty continued to fatten her hogs for market, feeding them a crop of corn she had wisely raised for that very purpose.

A cold, wet spring arrived, and Betty began the seventy mile trek to drive her hogs to Cincinnati. She estimated the trip would take a week. Accompanied by the couple's two young sons, she set off through the snow.

The family stopped at the home of Squire Rockafellow in New Trenton for shelter from a snow-storm. A deep snow wasn't all that arrived during the cold, dark night. Betty mounted her pony at dawn, now accompanied by her two sons and their newborn sibling!

The family arrived in Cincinnati the day before the land sale, and Betty sold the hogs. The next day, infant in arms and cash in hand, she bought 135 acres at auction.

Land records show this purchase as having taken place on April 5, 1813 - a memorable example of the tenacity and resourcefulness of the pioneer women of Indiana.

So, the next time you visit our fair city, think of John Conner and Betty Frazier - and all the other men

VINTAGE KARTING SPECIALTY



Buy • Sell • Trade
Wanted
Vintage Go Karts
Mini Bikes

411 E. Water St., Centerville, IN 47330

765-969-7756

GordonJuhasz@gmail.com

WESTSIDE STORAGE



Commercial Residential
Open 7 Days A Week
All Drive Up Units

OFFICE 900 FEET
WESTSIDE STORAGE

(765) 962-5778
www.wsrichmond.com

WATCH FOR SIGN

Local Owners on Site
401 Porterfield Ave., Richmond, IN 47374



Nick Ooley, Ryan "Spanky" Fields, Annie and Greg Raider.

**Maximum 4 hunters per group
Hunts by Reservation Only**
Call for bird availability and to make reservations.

To contact Fields Outdoor Adventures Shooting Preserve:

**27061 U.S. Highway 52
Laurel, IN 47024,**
Ryan Fields (Spanky) (765) 561-3139
E-mail: jason@fieldsoutdooradventures.com
Visit them on the web:
www.fieldsoutdooradventures.com

DIRECTIONS TO FIELDS HUNTING PRESERVE

From Cincinnati, OH take I-74 west to Exit 169, U.S. 52 through Brookville to Andersonville, See map on Page 18.

From Indianapolis, IN, from I-465 take Exit 47 onto U.S. 52 go east to Andersonville. See map on Page 18.

(Alternate route if U.S. 52 still under construction between Indianapolis and Rushville) Off I-465 take Exit 49 onto I-74 go past Shelbyville to Exit 119 turn onto SR 244 go east to Andersonville. See map on Page 18.

From Louisville, KY take I-65 north to Exit 50 turn east on U.S. 50, take North Vernon Bypass, go left onto SR 3, go north stay on SR 3 past Greensburg then north to SR 244, turn right onto SR 244 go east to Andersonville. See map on page 18.

From Fort Wayne, IN take I-69 to Exit 286, go east on SR 224 to Markle, turn right onto SR 3, go through Hartford City, bypass Muncie, go through New Castle, at Rushville, turn onto U.S. 52 southeast to Andersonville.

Once you get to Andersonville use below map to go to the Shooting Preserve.



Aerial view of Andersonville, IN. Follow the red arrows to Fields Shooting Preserve. See Page 19 for detailed driving instructions from Cincinnati, OH; Louisville, KY; Fort Wayne, IN and Indianapolis, IN.

**Fields Outdoor Adventures
Licensed Shooting Preserve**

by Ray Dickerson

Ryan, Jason and Mark Fields, owners of Fields Outdoor Adventures gun shop located at 126 South Perkins St. in Rushville, IN have opened a licensed Shooting Preserve near Andersonville, Indiana. I spent the good part of day getting a first hand look at the shooting preserve on October 8, 2015, some of you may have read about it.

The following information was provided by Ryan Fields.

The preserve has been managed to provide food, cover and challenging shots for your hunt. There is a mixture of corn, sunflowers, sorghum and food plots are everywhere on the 50 acre hunting area. The birds you can hunt for are Bobwhite Quail and Ringneck Pheasant. Quail will be hunted with personal dogs only, not by our guide service. Since safety is our primary goal, alcohol will not be permitted on hunts. Hunters will be turned away for alcohol use prior to or during the hunt. Hunters may be turned away for any reason at the manager's discretion. All hunters will be provided the rules before each hunt.

Their Licensed Shooting Preserve is owned and operated by Fields Outdoor Adventures, LLP. Ryan Fields is the manager, Mark and Jason are Co-Owners. All three, Ryan, Mark and Jason are equally excited to offer this opportunity to harvest put-and-take Ringneck Pheasant and Bobwhite Quail at reasonable rates.

To hunt at their Licensed Shooting Preserve you must make a reservation with them at Fields Outdoor Adventures. Payment may be made with cash, check or pre-payment through Fields Outdoors. Following are their rates and contact information.

- Individual Birds**
Pheasant — \$20.00 Quail — \$8.00
- Hunting Fee** - \$15.00
- Guide & Dog** - \$25 per person
- Minimum Hunt** \$100 per hunter
(Not including guide or hunting fee)

Roaming The Outdoors

CONTINUED FROM PAGE 25

sought for the event. Pictures can be scanned and returned promptly. Several people brought items to donate or loan and also suggested names of others to invite to the event.

Some stories shared included Ova Johnson who said they did not want to draw Richmond for the first round. Jim Hammontree spoke about the year (1927) that Ft City hosted the event. Charles Reisert spoke about being the student manager. Merlin Clark talked about the good support the team got from the town, Cliff Dickman told of how his barn was the gym for the games and Dennis was the practice gym since Webster did not have a gym, Bill Cox spoke about the stage at Greens Fork and how he could not stop and landed in a lady's lap at a B team game, Steve Carroll spoke about what a Wampus Cat was and that his grandfather was in the first state championship in 1911, and he spoke of the "Golden Age of High School Basketball", Sherri Fulton spoke about there was a gym at Centerville but others called it the "cattle barn", and Joan Lawrence spoke about that Boston had no gym and played their home games at Centerville. Mr Winter was the principal and he let her take tickets at the door, Jim Noggle spoke about a big dinner for the teams at the Leland Hotel and boys took the silverware as souvenirs, Larry Berry spoke about the gas rationing during WWII to go to see games and sometimes they even used stock trucks with several riding in the back to get there. Joan Lawrence shared the words of her school song and Sherri Fulton was getting hers to send to Mary Lou.

Mary Lou asked that all twelve schools find the lyrics and tune to their individual school songs by the



A-1 LOCK & SAFE SHOP

765-966-2597

Tri-County Awards

765-966-0757



SignGrafX

765-962-3636

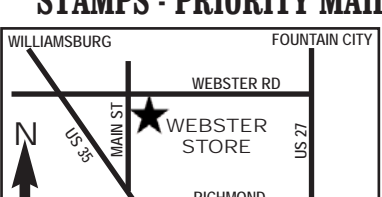


1001 South "E" Street, Richmond, IN 47374


**C&C Webster Store
& Village Post Office**

Webster, Indiana
765-962-3293

**ANTIQUES & GIFTS
LUNCH MEAT - SOFT DRINKS
GROCERIES - ICE - SNACKS
LIVE BAIT & TACKLE
STAMPS - PRIORITY MAIL BOXES & ENV.**



**PROPANE TANKS
\$19.99 + TAX
WITH EXCHANGE**



Hundreds of Guns in Stock!

1Shot Sports

Guns - Muzzleloaders - Ammo - Crossbows - Targets


201 E. Main St. | Portland, IN 47371

260.766.1426

sales@1shotsports.com

Join our VIP Text Club for Special Deals
Text: 1SHOT | To: 40518

www.1ShotSports.com



BUY SELL TRADE

Pistols / Handguns / Rifles / Shotguns

2213 S. Scatterfield Ste. #6, Anderson, IN 46016


Phone: 765-646-9000 / Fax: 765-646-9010

Hrs. M-F 10am-6pm / Sat. 10am-5pm / Closed Sun.

FACE BOOK: [9-GUNS](https://www.facebook.com/9-guns)

WEBSITE: www.9-guns.com

E-MAIL: contact@9-guns.com



Dine In
or
Carry Out

We Shop
Local

JoAnn's Cafe

723 S. 5th Street
Turn right off "G" St. Bridge
Richmond, IN 47374
765-935-2528

Owners
James & Michelle Miller

Monday thru Friday 6:00 am to 6:00 pm
Saturday 6:00 am to 2:00 pm

Daily Homemade Specials
Breakfast & Lunch "Served All Day"

next meeting.

We will have a luncheon and party for all of you on Saturday, February 6th from noon until 3 pm at the Wayne County Historical Museum's Community Room and we want you to come.

Cost will be \$10 per person. The lunch will be open to those listed above with the reception open to spouses, family members and the public after 1:30 pm.

Will you come and be a part of the fun and memories? We hope so. We have had a few meetings and I am including the notes from our last meeting along with a list of those coming or being contacted so far.

We are looking for items from the era to be loaned or donated to the museum for a display of the great times of county basketball rivalry for the party and ongoing.

If you know of someone we should invite or if you have questions, please give a call to me, Mary Lou Griffey at 765-277-9359.

The youth of today do not know of the great fun the old sectionals used to be. We want to preserve your memories and memorabilia for them to enjoy for years to come.

We are particularly looking for pictures of your school, pictures of your school mascot, and the lyrics to your school song. Come to the next meeting on Wednesday, January 13th at 9:30 am at the WCHM Community Room- the big red barn behind the museum on North B. It will be a fun hour of chatting and getting our plans in order for the event next month.

Hope to see you there and if I have not talked with you, please do give me a call.

This is from Mary Lou (Market) Griffey. I grew up in Milton, '72 Lincoln High School, RHS Alumni Association Executive Director and I live in Fountain Citya county girl!



BLUE RIVER ARMS
GUNS, AMMO
BAIT & TACKLE
OPEN

Hrs: Mon-Fri 10am-5pm, Sat 8am-?, Closed Sun

Pelican Canoes, Fishing & Pedal Boats
Hunting Supplies • Fishing Pole & Tackle
Trapping Supplies • Live Bait (Seasonal)
DNR Deer & Turkey Check Station • MRE Meals
Tannerite Exploding Targets • Air Soft Rifles
Crossbows • Handguns • Shotguns • Rifles
Muzzleloaders • Ultra-Advantage Dog Food & More

2596 W. Old Franklin Road • Shelbyville, IN 46176
317-392-2627 or 317-771-5600
www.blueriverarms.com

Cap N Hook Sports
"Your Geist Lake Connection"

- Fishing • Hunting • Live Bait
- Ammunition • Tasers • Muzzleloaders

"Introducing Archery!"

Tim Wolfe Wildlife
"Deer & Turkey Check Station"

OPEN YEAR ROUND

6383 West Broadway
McCordsville, IN 46055
(317) 336-HOOK (4665)





Complete Auto Repair Service



We Sell New & Used Tires
Call for a price quote today
765-488-1470
CHECK OUR WEBSITE FOR SPECIALS

715 Sim Hodgen Pkwy
Richmond, IN 47374
Website: www.knucklebustersauto.com

1991 FRONTIER DAYS NARRATION
(Written by Ray Dickerson)
Narrated by Ray & Kathy Brothers
Part 10
War of 1812 Ends Dec. 24, 1814
Indians burn the Agriculture School
George Ewing enters France's life

Part 9 Recap
General William Henry Harrison's misguided attack on Prophetstown left him the victor, but did not give him the satisfaction he wanted.

Harrison's army suffered a loss of 61 dead and 118 wounded, he counted 36 dead Indians on the battle field. Their wounded was not known.

William Wells and Little Turtle's advise to the Miami about staying away from the Prophet and Tecumseh had paid off for the Miami and both were elevated from their lowest point to a level of respect by the tribes.

President Madison asked Harrison to invite the Shawnee brothers to Washington, but they refused the invitation.

In Mid-May over 600 Indians met on the Mississinewa to hear Tecumseh and his British backers profess their desire they join them in their fight against the United States.

William Wells conducted Little Turtle and Five Medals to the meeting. It took a strong effort for Little Turtle to travel the sixty miles to the meeting, he was afflicted with the gout and it had become disabling.

Tecumseh placed the responsibility of the defeat on his brother and professed that when the time came all the tribes would rise as one man against the Americans.

The Delaware took the lead in opposing Tecumseh, followed by the Miami and the Kickapoo.

Unaware that the U.S. had declared war on them, Britain revoked the Orders in Council that had provoked the Americans. Their action was too late.

News of the declaration of war reached Fort Wayne on July 6, 1812. Little Turtle was at William Wells house suffering from a severe attack of the gout. He asked to be carried outside of the house to sit under a tree in the shade, he knew the end was near and wanted to be outdoors. He died on July 14, 1812.

Benjamin Stickney, Indian Agent at Fort Wayne saw to it that Little Turtle received a burial with full honors of War. William Wells and his family saw to it that Little Turtle was prepared properly for an Indian burial. In the traditional manner his body was wrapped in a fine blanket, his hair was tied with a buckskin thong, he was buried with his most valued possessions.

After Little Turtles death the Miami's drifted toward the British side of the conflict. William Wells considered moving his family to Louisville. He had nothing to hold him in Fort Wayne, which could be attacked by the British and Indians at any time. Wells had married Polly Geiger, after his last wife had died. They had a son, Samuel and Polly was pregnant again.

General William Hull urged Captain Heald at Fort Dearborn for him to abandon that isolated post on the Chicago River and march either to Detroit or Fort Wayne. William Wells offered to lead a band of Miami Indians to Fort Dearborn to help Captain Heald. William knew of the danger he was facing,

but Captain Heald had married his favorite niece, Rebecca Wells. Wells left Fort Wayne on August 8, 1812 with 30 Miami braves and Corporal Walter K. Jordan. They arrived at Fort Dearborn on August 13.

Fort Dearborn was abandoned on August 15th at 9 a.m. Wells was the only one who knew they were in danger and had blackened his face with black gunpowder as traditional Miami garb for a battle that might mean death. The Indian trap was about to be sprung. Wells charged the Indians twice before receiving a bullet through his lungs. When he managed to reach her, he asked her to tell his wife if she lived through the attack that he died at his post doing the best he could. His horse was shot out from under him and he was pinned under the animal as it fell. Wells was able to kill two more Indians with his two pistols and a third with a dirk, before he was killed. He had taken eight of them with him.

If the Indians, Harrison and the American Government had listened more to Wells and Little Turtle the history of the Northwest Territory may have been written differently.

Day 3 September 7, 1992
The Life & Times of Miami Chief Little Turtle
William Wells & Frances Slocum

Corporal Jordan who traveled to Fort Dearborn with Wells escaped when he managed to steal a horse and returned to Fort Wayne on the 26th. He said the battle lasted only about ten minutes.

The first shot took the feather out of my cap, the next shot the epaulet off my shoulder, and the third broke the handle of my sword. I had to surrender myself to four damned yellow Indians. They marched up to where Wells lay, and one of them spoke English and said: Jordan, I know you; you gave me some tobacco at Fort Wayne -- you shan't be killed; but see what I will do with your Captain. Then he cut off his head and stuck it on a pole, while another took out his heart, and divided it among the chiefs, and they ate it raw. They gathered in a ring with us fifteen 'poor devils in the middle, and had like to fall out who should have the prisoners."

The ghastly tale of the savages feasting off the heart of Captain Wells was, in reality, the highest tribute that could have been paid the fearless pioneer, for the red man religiously believed that by the performance of this act each man would add to his own nature the courage and bravery which characterized the slain leader.

Captain Heald and his wife were saved by J.B. Chandonnais, a trader with Kinzie's operation. He claimed Heald as his own prisoner and bought Rebecca from her captor for a mule and a quart of whiskey. They were taken by canoe to a British fort where they were held for a short time under house arrest. Eventually they were released and made it to Louisville, Kentucky on Nov. 20, 1812.

A band of warriors that was loyal to Tecumseh traveled south to the Forks of the Wabash to the American built Agriculture School. Fortunately for the residents of the school and the Quaker Mission nearby, they were warned by friendly Indians that Tecumseh had decided that all things that were American in Indian Territory had to be destroyed, and that warriors were enroute to burn it down. The residents escaped with only their lives, their homes and all improvements were destroyed. In the matter of hours, years of work went up in smoke. The Quakers had been friends with Indian tribes throughout the new world, the burning of their mission at the Forks of the Wabash was the only time in American

CONTINUED ON PAGE 28

LAUREL HOTEL RESTAURANT

200 E. PEARL ST. LOCATED 1 BLOCK OFF SR 121 IN THE QUIANT HISTORICAL TOWN OF LAUREL, IN

- PAN FRIED CHICKEN
- CHAR-BROILED STEAKS
- SEAFOOD & Much More

• Seafood or Country Buffet, Fri. - Sat. 4 - 9 P.M.
• Full Menu, Sunday 11 A.M. - 8 P.M.

MENUS AVAILABLE, ALSO CHILDRENS MENU
FAMILY DINING — LARGE BANQUET ROOM
RESERVATIONS WELCOME 765-698-2912

Closed MON-WED / THU 11am-8pm / FRI & SAT 11am-10pm / SUN 11am-8pm
LESS THAN 10 MINUTES FROM METAMORA

Always Custom Processing!
Over 40 Years of Experience
NOW IN 2 LOCATIONS
TO SERVE YOU BETTER
DEER PROCESSING

Processing •
(812) 866-4710

4251 S. 850 West
Pantry • (812) 866-MEAT (6328)
367 W. LaGrange Rd.

Both in Hanover
www.patespantry.com
VIP CLUB Text PATES to 77948




1991 Frontier Days Narration

CONTINUED FROM PAGE 27

history when Indians destroyed a mission of the Friends.

Fort Wayne was besieged by 500 Indians, including Five Medals, Winamac, two Potawatomi chiefs and many of the Miami, except for Paeon and Richardville who refrained from getting involved.

Captain Rhea was incapacitated by liquor and was removed from his command by subordinates. Meanwhile, Harrison, who had resigned his post as Governor, had been commissioned as a Major-General of the Kentucky Volunteers and was enroute to Fort Wayne. Upon his arrival the Indians had disappeared.

Harrison forced Capt. Rhea to resign and sent Col. Samuel Wells to destroy Five Medals village on the Elkhart River and Col. John Payne to destroy a Miami village at the forks of the Wabash. He sent Col. James Simrall to destroy Turtletown, but told them to spare Little Turtles house, a mile east of the village, he had remained a faithful friend of the U.S. government until his death.

Harrison's destruction of the Miami villages provoked the Miami to send war belts to the Delaware asking their assistance in fighting the Americans. The Delaware did not respond, but Harrison learned of their request and extended his punitive actions against them by ordering Col. John B. Campbell with 600 troops to destroy the Miami villages on the Mississinewa.

Campbell first destroyed the Delaware village of Silver Heels, then two Miami villages including that of Metocina, the head chief of the Mississinewa. On Dec. 18, 1812 his force was attacked by 200 Miami warriors under the leadership of Francois Godfroy and was forced to abandon his campaign.

On Nov. 22 Capt. James Logan, the Shawnee scout who had been brought up as a white man was captured with two Indian companions along the Maumee, by Alexander Elliott, the half Shawnee son of Matthew Elliott, and a party of seven Indians. Logan and his companions killed all but two of their captors, including Alexander Elliott, and made their escape, although Logan was mortally wounded. His name is part of the Indiana town of Logansport on the Wabash at the mouth of the Eel River.

The war carried on into 1813. At the battle of the Thames River on Oct. 5, 1813, Harrison defeated and put General Proctor to flight. Tecumseh was killed at that battle. Harrison resigned his military command on May 11, 1814, over the failure of Secretary of War, John Armstrong, to assign him a more active command. The war ended on Dec. 24, 1814 at the Treaty of Ghent.

In the spring of 1816 Paeon died, Chief Richardville took his place and guided his people until his death in 1841.

**** (Kathy - Narration) ****

In 1835 I was 62 years old and my health was failing. A man by the name of George Washington Ewing, who was a merchant and trader, was traveling along the Wabash and got so involved with his trading; that night had come on him quicker than he had anticipated. He knew most of the us in the area and decided to stop and see if he could spend the night in one of our out buildings.

We invited him into our house for supper. He talked to me inquiring if I might be a white woman, although my mannerisms and clothing were definitely Indian and I spoke only in Miami language.

When it came time to retire for the night the I asked Mr. Ewing if he might wait awhile. I wanted to tell him something after everyone else had went to bed.

I told him I was not an Indian, I had been taken captive by Delaware Indians near the Susquehanna River in Pennsylvania, my parents were Quakers. I had spent all of my life with the Indians, had married a chief, and we had four children.

Mr. Ewing listened as I told about my life with the Indians, Little Turtle, Paeon, Richardville and my dear friend who lived nearby, Francis Godfroy. I told him I never told anyone about myself because I was afraid my family would come and get me and I didn't want to leave the Indians. The only reason I was telling him now was because I was afraid I was dying and I wanted someone to know my story.

**** (Ray - Narration) ****

The next day Mr. Ewing returned to his home in Logansport.

As hard as he tried Mr. Ewing couldn't forget about the old Indian woman and her wonderful story. He could not keep it to himself, so he told his mother. She told him he had to try to get the story back to where she came from just in case someone that knew her might still be alive.

He decided to write the postmaster in the town of Lancaster, Pennsylvania and tell him about her, Lancaster wasn't far from the Susquehanna.

His letter was received by a Mrs. Mary Dickson, she read it and laid it aside, she soon forgot all about it. It lay in the post office for two year.

A young man by the name of John W. Forney found the letter when he became postmaster, after reading it he published it in the town paper, The Lancaster Intelligencer.

The name of Slocum had become a prominent name along the Susquehanna River. Rev. Samuel Bowman, a friend of Joseph Slocum, sent him a copy of the paper, Joseph lived in Wilkes Barre, Pa. Joseph was the little brother that his sister, Mary, took to the fort the day Frances was stolen.

Jonathan Slocum, son of Joseph wrote Mr. Ewing in Logansport inquiring if the old woman was still alive. Mail was slow in those days, in the mean time Joseph contacted his brother, Isaac, and his sister, Mary, telling them of the news. In less than three weeks, Jonathan received a long letter from Logansport.

Mr. Ewing told them that the old woman was still living and in better health than before. From what Jonathan had written there was no doubt in Ewings mind that the old woman was indeed their long lost sister.

Preparations were made for Joseph, Isaac and Mary to travel to Indiana in search of their Frances once more.

The three were all over 60 years of age and the trip was hard for them. Isaac went by horseback and the other two by carriage. They planned to meet in Peru, Indiana.

The trip was to strenuous for Mary she stayed at a hotel in Peru as her two brothers and an interpreter, a Mr. Miller, rode out to where Mr. Ewing had met the old woman.

**** (Kathy - Narration) ****

They were met by Captain Brouillette, who welcomed them to his Indian home. I received them coldly. I spoke only in Miami, a Mr. Miller interpreted. I didn't believe them, that they were related, I thought they were trying to deceive me and take my home away from me.

**** (Ray - Narration) ****

The brothers said they would know her by one mark, before Frances was stolen they were playing in their father's blacksmith shop and one of them had struck her finger with a hammer and cut the end of the finger off. The old woman had lost the end of one of her fingers, one of her Indian names was "cut finger."

Her story agreed with how Frances was stolen, but was her name Frances.


**** (Kathy - Narration) ****

I looked up and smiled and said "Franca, Franca." The smile was the first sign of friendliness I had shown towards them.

They tried to persuade me to return to Pennsylvania, but I refused, saying I wanted to live out my life here and be buried next to my husband.

They asked me if I could go into Peru to meet my sister, Mary, who was worn out from the trip to Indiana. I said I would have to ask her good friend

DAVIS TRANSMISSION



Randy Davis
Owner

765-962-9744
705 North West 5th St.
Richmond, IN 47374

HAV-A-BITE DINER



U.S. 52 • Metamora, Indiana
Newly Remodeled / New Management
Grand Ma's Home Cookin'

Daily Specials: New York Strip Steaks
Fried Chicken, Hand Bred Tenderloin
Ask About Our Party Room


Open 7 Days: Mon-Sat 7am-7pm / Sun 7am-3pm
For Information, Catering or Reservations

Call: 765-698-5499

Knightstown Locker, Inc. MEAT PROCESSING



Open: Mon, Wed, Fri 8-6
Tues & Thur 8-5
Sat 8-12



8037 South 575 West
Knightstown, IN 46148
(765) 345-2410 (800) 718-6010
www.ktownmeatsandcatering.com
ktownlocker@embarqmail.com

Daniel D. Titus, Owner & Operator
"Pick up your summer sausage & snack sticks at our store."

D&H COLLECTIBLES



Sleeping Beauty Turquoise Jewelry
Turquoise Jewelry & Larimar Jewelry
Red & Pink Red Sea Coral Jewelry & Bracelets
Invicta Watches - All can be bought at
Centerville Antique Mall, 200 Union St in Centerville, IN
Jewelry is in Case 82 and Watches in Case 50

WAR SOUVENIRS
See Miles or Sharrie
612 North A Street, Richmond, IN 47374
Bus. (765) 966-0417
1-800-686-2769
hhq313arty@frontier.com

GLOVES-WOOL-BLANKETS-PINS-PATCHES-BOOKS-BELTS-KNIVES-INCENSE-AND LOTS MORE

HOME IMPROVEMENT & RICHMOND OVERHEAD DOOR COMPANY
(765) 966-6651
Toll Free
1-800-922-6651

LIFTMASTER GARAGE DOOR OPENER
"A Gift That Keeps Giving All Year Long!!"
For your.....
Mom & Dad
Aunts & Uncles
Grand Ma & Grand Pa
Brothers & Sisters

3920 National Road W, Richmond, IN 47374

and adviser, Francis Godfrey, if he said it was alright then I would go.

**** (Ray-Narration) ****

While waiting for a reply from Francis Godfrey the Slocums looked around Frances home, it was truly a beautiful Indian home, better than most. She had many Indian ponies, cattle, chickens and geese.

**** (Kathy - Narration) ****

I met with my sister Mary and stayed in Peru for three days before tiring and returning to my home on the Mississinewa.

Two years later Joseph returned with his two daughters to visit me. On this visit I was eager to see them and tried to be more friendly.

I told them that my Indian name was Maconaquah or Little Bear Woman. My oldest daughters name was Kekenokeshwa or Cut Finger, my youngest daughters name was Ozahshinwah or Yellow Leaf.

We had a very nice visit, Joseph and I talked a lot through the interpreter.

During the years that followed my discovery I lost many good friends who died of old age mainly. Francis Godfrey died in 1840. Chief John B. Richardville died in 1841, he was a nephew to Chief Little Turtle. On November 28, 1840 he had signed the treaty with the whites giving up the Tribal lands and agreeing that the Miami would move to Kansas. Chief Metocina died that same year. I had known many prominent whites of the day, General William Henry Harrison, John Tipton and Lewis Cass.

**** (Ray - Narration) ****

In 1845, a son of Isaac, George Slocum visited his famous Aunt Frances and her family in Indiana. He became very fond of her and her family and she of him. He was young, a Christian and he was eager to help Frances. Frances asked him to move to Indian near her and he consented to do so.

On November 20, 1846, George and his young wife and 2 small daughters arrived at the Deaf Man's Village. Captain Brouillette had learned English and served as an interpreter for them.

George secured a farm two miles from his Aunt Frances's home, close enough so he could help her in the troubled times of the 1840's. He found that at his young age he had become an adviser to the Indians who were still finding it hard to live as the white man did. And he had to tone the whites down and be patient with the Indians. Frances became very dependent on George. He spent as much time with her as he could.

**** (Kathy-Narration) ****

In the spring of 1847, about six months after George arrived we held a Thanksgiving dance at Deaf Man's Village. The previous winter had been severe so the dance was held in March. I danced as though I was young again. I danced almost all night.

**** (Ray - Narration) ****

The exertions of the dance and the very damp and cold spring air were too much for her, the next day she had a fever. In the next few days she got worse. Her daughters sent for George and his wife, who went to her as quickly as possible. She talked to George about going to the spirit world, she died on March 9, 1847 at the age of 74.

Frances was given a Christian burial, she was buried next to her husband on a hill next to her home. They raised the white flag over her grave so the great spirit would know where to find her.

Editor's Note: On Labor Day 1991, with the ink still drying on the pages of this narration we held the first re-enactment of The Life and Times of Miami Little Turtle, William Wells and Frances Slocum. My research had been a crash course putting all this

down on paper. It wasn't as long as this in 1991. I didn't actually finish it to this length until 1992. It was in 1992 that I took quite a few complete copies and met with the leader (s) of the Indiana Miami, the American Indian Council and the Cherokee leader. I gave all of them copies to take to their council meetings to read and discuss whether they would approve my reading it at Frontier Days. All three councils said they wouldn't endorse it, but would approve it as long as it was historically correct. I met with them at their council meetings and told them of my research, the books I had read, the people I had met, the Indians I had talked to and their activities where ever I could attend. So on Labor Day 1992 throughout the following Rendezvous I put on called, Frontier Days held at Treaty Line Pioneer Village we read this narration. Well in the beginning we read it in its entirety, but as the years rolled by the re-enactors kept prodding me to shorten it. By 2001, my last Frontier Days Narration was much shorter.

Because of the shortening of my narration last year, April 2015 I began publishing it in its full length and it took 10 parts, this being the last part.

Of course I can see now why the re-enactors wanted me to shorten it. It was entirely too long to be read at Frontier Days. It was more fitting to put it in The Gad-a-bout.

If anyone missed getting all the parts for some reason or another I can send you the entire narration on a cdrom. The only cost will be sending it.

THE END

GAD'S CORNER

Send your game photo to raythegadabout@gmail.com or Photo to The Gad-a-bout, 105 E. S. St., Centerville, IN 47330



Devin Albertson took this 9 point, 175 lb. buck on 11-19-2015. (Red Barn Bait & Guns Photo, Salem, IN)

EBBING
AUTO PARTS, INC.

Quality Parts with "Experience"
www.ebbingautoparts.com
 8 a.m. - 5 p.m. Monday - Friday (E.S.T.)
 6090 West U.S. Highway 50
 North Vernon, IN 47265
800-678-3105
 812-346-1323
 Fax: 812-346-8259
sales@ebbingautoparts.com

HOOSIER REEL
 Cleaning & Repair
 Ultrasonic cleaning Synthetic lubricants

Cleaning & lubrication \$18.00 per reel
 Minor repairs, clean & lube \$22 + parts
 3097 Ash Way, Lapel, IN 46051
765-425-6794
hoosierreel@gmail.com

MIGHTY MUFFLER
BRAKES • SHOCKS • TIRES
 Complete Automotive Repair
"No Muff . . . Too Tuff!"
1440 N.W. 5th St., Richmond, IN
765-966-6833

Riggle-Waltermann

MORTUARY, INC.
 32 SOUTH ELEVENTH STREET
 RICHMOND, INDIANA 47374
 PHONE (765) 966-7684

N.F.D.A.
 I.F.D.A.
www.riggle-waltermann.com

2007 Lund 2025 Pro V SE
 2007 Honda 225
 2007 Trailmaster Trailer
 Electric Downriggers, Lowrance
 Rod holders, Minn kota
\$29,900.

SEE AT STEVE'S MARINE
 1156 West Dunlapville Rd., Liberty, IN 47353
 1-765-458-7527



Wild Boar took by Kimberly Lewis of Cedar Grove, Indiana taken in Punta Gorda Florida. Photo Submitted by Kim sent by e-mail.



Brian Taylor took this 10 point, 150 lb. buck on 11-16-2015. (Red Barn Bait & Guns Photo, Salem, IN)



Peyton Howard took this 8 point buck on 11-14-2015. (Red Barn Bait & Guns Photo, Salem, IN)



Rob Taylor took this 8 point, 135 lb. buck on 11-19-2015. (Red Barn Bait & Guns Photo, Salem, IN)



Isaac Carroll took this, his first deer, a doe on 11-21-2015. (Red Barn Bait & Guns Photo, Salem, IN)

THE GUN DEN
 Buy - Sell - Trade
 337 Roosevelt Dr. Shelbyville, IN 46176
 (317) 398-3852
 FOR ALL YOUR OUTDOOR & HUNTING NEEDS
 CHECK OUT OUR WEBSITE AT
www.thegundenonline.com
 A Large Selection of Kimbers in Stock
 ALL LONG GUNS ON SALE
 We do special orders and layaways

TOLLIVERS
 Hunting & Fishing Supplies
 Directions: From Salem: go 135 N 12 mi., turn east bottom of Milport Knobs, go 3/10 mile. From Brownstown: go 135 S. approx. 10 mi., then same as above.
 (812) 358-4867 or 1-800-238-0358
NISSAN MARINE
 • Guns • Ammo
 • Camo Clothing
 • Live Bait • Parker Bows
 See Us For All Your Archery Needs

BURRIS SINCE 1980
ELECTRIC & PLUMBING SUPPLY, INC.
 COMPLETE LINE OF ELECTRIC & PLUMBING
 CUTLER-HAMMER • G.E. SW GEAR HYDROMATIC • BROAN
 TOLL FREE 1-800-998-3576
AUSTIN
 812-794-2257
 199 N. FRONTAGE RD.
 1-888-845-2388
MADISON
 812-273-2976
 2976 SHUN PIKE RD.
 1-877-322-7401
SEYMOUR
 812-522-7401
 110 N. O'BRIEN ST.

COLOR RATES: 1 SPOT COLOR (ALL SIZES) \$10 • FULL COLOR 6-11 COL IN \$15 / 12-25 COL IN \$25 / 26-49 COL IN \$35 / 50-94.5 COL IN \$50

THE ADVERTISING RATES BELOW ARE FOR BLACK & WHITE ADS ONLY - FOR COLOR ADS ADD ABOVE RATE

THE GAD-A-BOU ADVERTISING RATES
 PLEASE NOTE: EACH DOLLAR AMOUNT BELOW IS PER INSERTION

FULL PAGE	1/2 PAGE	1/3 PAGE	1/4 PAGE	1/8 PAGE	1/10 PAGE	4 COL INCH	1/15 PAGE
ALT. SIZES	ALT. SIZES	ALT. SIZES	ALT. SIZES	ALT. SIZES	ALT. SIZES	ONE SIZE	MONOPOLY CARD SIZE
15.75" X 10.37"	7.82" X 10.37" 12" X 6.88" 15.75" X 5.13"	5.25" X 10.37" 7.82" X 6.88" 15.75" X 3.37"	4" X 10.37" 6" X 6.88" 7.82" X 5.13"	3" X 6.88 4" X 5.13 6" X 3.37	3" X 5.13 4.5" X 3.37	4" X 3.37"	3" X 3.37"
94.5 COL. IN.	48 COL. IN.	32 COL. IN.	24 COL. IN.	12 COL. IN.	9 COL. IN.	8 COL. IN.	6 COL. IN.
1 TIME	1 TIME	1 TIME	1 TIME	1 TIME	1 TIME	1 TIME	1 TIME
\$708.75	\$360.00	\$240.00	\$180.00	\$90.00	\$67.50	\$60.00	\$45.00
2-11 TIMES	2-11 TIMES	2-11 TIMES	2-11 TIMES	2-11 TIMES	2-11 TIMES	2-11 TIMES	2-11 TIMES
\$614.25	\$312.00	\$208.00	\$156.00	\$78.00	\$58.50	\$52.00	\$39.00
12 TIMES	12 TIMES	12 TIMES	12 TIMES	12 TIMES	12 TIMES	12 TIMES	12 TIMES
\$519.75	\$264.00	\$176.00	\$132.00	\$66.00	\$49.50	\$44.00	\$33.00

ADVERTISERS INFORMATION
 (PLEASE PRINT LEGIBLY OR TYPE)

SALESPERSON: _____ DATE: _____
 BUSINESS NAME: _____
 OWNER NAME (S) _____ MGR. OR OTHER _____
 STREET OR P.O. BOX: _____
 CITY _____ STATE _____ ZIP CODE _____
 PHONE: _____ FAX: _____
 CELL PHONE: _____ OTHER: _____
 E-MAIL: _____ WEB SITE: _____
 Ad Size _____ Rate: \$ _____ Monthly Cost: \$ _____
 CIRCLE METHOD OF PAYMENT - CHECK #: _____ CASH: _____
 PLACE AD IN JAN FEB MAR APR MAY JUN JUL AUG SEP OCT NOV DEC
 (CIRCLE APPROPRIATE MONTH (S) THE ADVERTISEMENT WILL BE IN)
 Customer Authorization Signature: _____ DATE: _____
ADVERTISING NOT ACCEPTED FOR: ALCOHOL, TOBACCO OR GAMBLING

Plan your Indiana adventures at

www.INDIANAOUTFITTERS.com

INDIANA'S ONLINE OUTDOOR RECREATION GUIDE

Link up to us at www.INDIANAOUTFITTERS.com

Find all the info you need
with this **FREE**
Indiana Trip Planning Website!



Where do you want to go
this weekend?

Visit

www.INDIANAOUTFITTERS.com



FREE! Indiana Cabin Rentals Guide
www.IndianaCabinRentals.com



Now finding cabin rentals is easy.

Use a clickable map of the state to find a rental cabin!



Looking for lodging with a hot tub?


Want a place by the water?

Find traditional log cabins, historic cabins, floating cabins, camping cabins, and unique rental homes throughout Indiana.



Why settle for a stuffy hotel room when there are options like this?

Rent your own private cabin!



Want a secluded cabin with peace & quiet?

Want a cabin near the heart of the action?



Need a pet-friendly cabin?

Want a basic camping cabin without all the frills?

www.IndianaCabinRentals.com

Find specials, pictures & links to cabin rentals around Indiana

