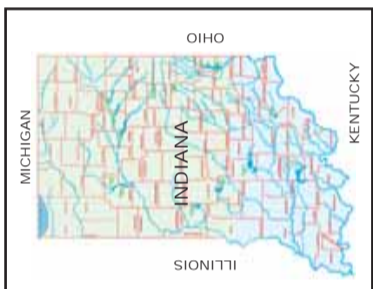


THE GAD-A-BOUT™

ARCHERY, CAMPING, FISHING, HUNTING, HORSES, HUMOR, MILITARY TRAPPING, TRAVEL, EVENTS, OPINIONS, ETC.



DEER, TURKEY, WATERFOWL EXPO - FEB 26-MAR 1, 2015 PG-2



JODY'S BIGGEST FRANKLIN COUNTY BUCK EVER, "EIGHT BALL" - SEE PG 24

IN MEMORY OF



VIC JOSE WHO GAVE ME THE CHANCE TO BECOME AN OUTDOOR WRITER SEE PG 15-18

ADVERTISER INDEX PG 31 / ARTICLE INDEX PG 3



JEFF KOESTER & SCOTT RHODES WIN MWC 2014 TEAM OF THE YEAR - SEE PAGE 4



INDIANA STATE POLICE PENDLETON DISTRICT GETS NEW TROOPER SEE PAGE 6

READ ABOUT COVER PHOTOS ON PAGE 3

TO ADVERTISE IN THE GAD-A-BOUT SEE RATES ON PAGE 31 • CELL 1-765-960-5767 • WEBSITE: www.thegadabout.com • E-MAIL: ray@thegadabout.com



THE 2015 FOURTRAX® RANCHER

KNOWS HOW TO WORK, KNOWS HOW TO HAVE FUN.





ANDERSONS'

Sales & Service

Madison, In

2914 CLIFTY DR

812-273-4262

July 1 - February 28

M-F 8:00 AM - 5:00 PM / Sat 8:00 AM - 1:00 PM

March 1 - June 30

M-F 8:00 AM - 6:00 PM / Sat 8:00 AM - 4:00 PM

powersports.honda.com UTILITY ATVs ARE RECOMMENDED ONLY FOR RIDERS 16 YEARS OF AGE AND OLDER. ATVs CAN BE HAZARDOUS TO OPERATE. FOR YOUR SAFETY, BE RESPONSIBLE. READ THE OWNER'S MANUAL. ALWAYS WEAR A HELMET, EYE PROTECTION AND PROTECTIVE CLOTHING. BE CAREFUL ON DIFFICULT TERRAIN. ALL ATV RIDERS SHOULD TAKE A TRAINING COURSE (FREE FOR NEW BUYERS. ASK YOUR DEALER OR CALL ASI AT 800-887-2887). NEVER RIDE UNDER THE INFLUENCE OF DRUGS OR ALCOHOL, ON PAVED SURFACES, ON PUBLIC ROADS, WITH PASSENGERS, OR AT EXCESSIVE SPEEDS. NO STUNT RIDING. RESPECT THE ENVIRONMENT WHEN RIDING. FourTrax®, Rancher® and Best On Earth™ are registered trademarks of Honda Motor Co., Ltd. ©2014 American Honda Motor Co., Inc. (08/14)



61ST ANNUAL
**INDIANAPOLIS
BOAT, SPORT & TRAVEL
SHOW**

Largest Sport Show in the Nation!

**February 20 - March 1
Indiana State Fairgrounds**

Over 700,000 sq. ft. of the latest boats, RVs, ATVs, tackle, vacation information, fishing seminars from the pros and much, much more!



**New Travel Café
Exploring Your New Destination
While You Dine!**



**Dock Diving Dogs
- Back by Popular Demand!**



**World Champion Lumberjills
- Chics With Axes**



Mike Iaconelli



Crappie Fishing Seminar Series featuring Kyle Schoenherr, Russ Bailey and Ronnie Capps courtesy of B'n'M Poles



BUY YOUR e-ticket NOW!! ONE TICKET **gets you in** TO BOTH SHOWS!

TICKETS ALSO AVAILABLE AT



18th Annual — INDIANA —



**DEER, TURKEY
& WATERFOWL
EXPO**

The Midwest's Premier Hunting Expo!

**February 26- March 1
Indiana State Fairgrounds, Expo Hall**

OVER 70,000 SQ. FT. OF THE LATEST HUNTING GEAR & APPAREL, OUTFITTERS FROM ACROSS THE GLOBE AND MUCH MORE!!

PLUS THE: **BIG FINE** HUNTING SEMINAR SERIES



FEATURING 35+ SEMINARS FROM THE PROS ON:

- WHITETAIL • WATERFOWL • WILD TURKEY • WILD HOG
- TRAPPING • FOOD PLOTS • AND MORE!



Gregg Ritz - Host of "Hunt Masters"



Joe Thomas - New Host of "Knight & Hale's Ultimate Hunting"



Eddie Salter Host of "The Turkey Man Show"



Field Hudnall - Host of "Ducks Unlimited TV"



IndySportShow.com



THE GAD-A-BOUT™



IN THIS ISSUE

February 2015 • Volume XXIV • NO. 298

Created in 1990 & Published Monthly
by Kentucky Colonel Ray Dickerson
or the name given to him by Golden Eagle in 1995
LOKA'DWE ICHUTAKU YUSHEDON'
Translated "Man who gets things done!"
at 105 East South Street, Centerville, IN 47330

TO CONTACT THE GAD-A-BOUT

Cell: 765-960-5767 Office: 765-855-3857

Website: www.thegadabout.com

**E-Mail: raythegadabout@gmail.com

Facebook: www.facebook.com/thegadabout

COPYRIGHT BY GADCOE 2015

DISCLAIMER: The ideas and opinions expressed by the writers appearing in The Gad-a-bout are not necessarily the same as the publishers.

ADVERTISING SALES

CALL: RAY DICKERSON

CELL: 765-960-5767 OFFICE: 765-855-3857

CALL: RICH CREASON

CENTRAL INDIANA CELL: 765-215-3478

CALL: ERNEST McCLEERY

SOUTHERN INDIANA CELL: 812-866-4510

CALL: VIVIAN HIMELICK 765-962-5050

E CENTRAL IN & WEST CENTRAL OH

MERKAMP Sales & Service

Monday - Friday 8 a.m. - 5 p.m.

Saturday 8:30 a.m. - Noon

OUTDOOR POWER EQUIPMENT



Jct. HWY 35 North & 38
Richmond, IN 47374

765-962-2048

SPECIAL FEATURES

42ND Annual Spring Show Gem, Mineral, Jewelry, Fossil Show & Sale, Wayne Co. Fairgrounds March 6-8, 2015 See Page 8
17th Annual Treasures of the Earth Gem & Jewelry Show at Indiana State Fairgrounds March 27-29, 2015 See Page 9
In Memory of Victor R. Jose III, A Born Entrepreneur Has Left A Gap in the Richmond Community, Mar 13, 1922 - Dec 5, 2014 See . . . Page 15-18
Little Turtle Waterway Plaza and Trail, A Search for the Friends Indian School of Agriculture built in 1804 by Ray Dickerson Page 28

REGULAR FEATURED WRITERS

ROAMING THE OUTDOORS by Ray Dickerson (<i>Koester & Rhodes Team of the Year, Lund Military Discounts, Leonard Nunn, State Police</i>) . . . Page 4	Editorial Comment & Opinion So You Wanna' Catch More Fish
BROOKVILLE LAKE by Tag Nobbe (<i>How Much Tackle Does One Guy Need?</i>) Page 5	News from the Indiana State Police
INDIANA STATE POLICE by Sgt. John D. Bowling (<i>New Trooper, Driving Tips for Snow & Ice, Delaware County #1 in the State</i>) Page 6	Indiana Department of Natural Resources News
INDIANA DNR by I.C.O. Gary Catron, Master Conservation Officer (<i>THEY DO EXIST</i>) Page 7	Misfires & Snags
OUTDOOR HUMOR: by Dan Graves (<i>A JANUARY DAY IN THE DOLDRUMS</i>) Page 10	Fishing Lake Michigan
LAKE MICHIGAN by Capt. Mike Schoonveld (<i>GREAT LAKES GULPS</i>) Page 11	GEM-WISE
GEMS & HORSES by Vivian Sanders-Himelick (<i>Gemstones of The Month</i>) Page 12	Camping Here & Beyond
CAMPING by John & El McCory (<i>Camping Clubs in North America (5)</i>) Page 13	Indiana Outdoors
OUTDOORS by Joe Martino (<i>Finding Yeti</i>) Page 14	Indiana Slab Masters
CRAPPIE FISHING by Ron Bilbrey (<i>Fishing for Black Crappies in Lake of Egypt near Marion, IL</i>) Page 20	Great Lakes of the Wabash River - Fishing News
SALAMONIE RESERVOIR by Ryan Pershing (<i>Come Visit the Salamonie Reservoir</i>) Page 21	Notes from Prairie Wolf Gun Repair
GUN REPAIR by Marshall Smith (<i>Night Sights and Night Vision Optics</i>) Page 22-23	Big Game Hunting
HUNTING by Joel Biltz (<i>A Great Hunting Season for myself, family and friends</i>) Page 24	Indiana State Trappers Association
TRAPPING by Dr. Fred Philips, DVM (<i>PAN FUNCTION</i>) Page 25	Outdoors with Rich Creason
OUTDOORS & TRAVEL by Rich Creason (<i>Merlin Bird ID</i>) Page 26	Happenings in Metamora, Indiana
METAMORA INDIANA by Janice Hunsche (<i>February 2015 Activities</i>) Page 27	

GAD-A-BOUT DEPARTMENTS

Advertiser Index Page 31	Gad's Corner Page 29,30 & 31
Rate Sheet & Contract Form Page 31

ABOUT THE COVER PHOTOS

Top Left: Jody Biltz, owner of Biltz Monuments, with the largest buck he ever took in Franklin County, IN. His son Joel had been looking for it after getting trail camera pictures of the eight pointer in August. Joel called it "Eight Ball," he wanted it for himself. As luck would have it, while Joel was in Arizona hunting Coues deer, his father, Jody took "Eight Ball" for himself. See Page 24 (Photo by Jody Biltz)
Bottom Left: In Memory of Vic Jose (Victor R. Jose III), publisher of The Graphic, Graphic Week, Sunday Graphic and Community Press and owner of The Graphic Press. Vic passed away on December 5, 2014. See Pages 15-18. (Photo Provided by Jose Family)

Top Right: The Fishing team of Jeff Koester and Scott Rhodes added another feather in their long list of walleye tournament accomplishments winning the title of Team of the Year with the Cabela's Masters Walleye Circuit (MWC). See Page 4 (Photo provided by Dianna Koester)
Bottom Right: Pendleton - A new trooper recently reported for his first day of work at the Pendleton Post. Trooper Dana Harvey graduated from the Indiana State Police Academy on December 23rd as part of the Indiana State Police 74th Recruit Class. His graduation was the culmination of 23 weeks of intense training and hard work. (John Bowling Photo)

CRESTLINER BOATS



VT MODEL 19



1750 SUPER HAWK



2015 BOAT SHOW SPECIALS

COME SEE US AT THE 2015 INDIANAPOLIS BOAT, SPORT & TRAVEL SHOW AT THE INDIANA STATE FAIRGROUNDS

HARRIS FLOTEBOTE



230 GRAND MARINER SEL



220 SOLSTICE

7191 FOX RUN RD BROOKVILLE, IN 47012 765-647-4619

E-mail: boats@parksidemarineandmore.com Website: parksidemarineandmore.com
"We are located across the road from Mounds S.R.A. Entrance at Brookville Lake"

Roaming The Outdoors



by Ray Dickerson

THE GAD-A-BOUT IS FREE

At Advertiser locations and Advertiser support locations (see advertisers index on page 2) and read The Gad-a-bout for free on my website: www.thegadabout.com

JEFF KOESTER & SCOTT RHODES WIN CABALA'S MASTER WALLEYE CIRCUIT (MWC) TEAM OF THE YEAR FOR 2014

The Fishing team of Jeff Koester and Scott Rhodes added another feather in their long list of walleye tournament accomplishments winning the title of Team of the Year with the Cabela's Masters Walleye Circuit (MWC). They started off this year, winning Cabela's Masters Walleye Circuit season opener on the Illinois River. They also took two fourth place finishes at Kinzua Reservoir outside of Bradford, Pennsylvania and Lake Erie out of Huron, Ohio. They placed 63rd on the Detroit River. (See photo below of Jeff and Scott holding their coveted MWC trophies.)

Jeff and Scott fish in all kinds of weather pushing themselves to compete competitively in every single tournament they enter. A circuit like the MWC pushed Koester and Rhodes outside of their comfort zone; that is what made them become better river anglers.

At Spring Valley the tournament called for artificial only, that played a little more into our hands," said Koester from Brookville, Indiana. "We have been fishing that event for the last few years with artificial only anyway. We fell back on plastics and crank baits."

At Kinzua Reservoir, Koester said, "Kinzua was

very similar to the body of water where I live." "We applied tactics and techniques as we would at home, and immediately during practice we started catching fish and putting a program together."

The final event of the season, Lake Erie, Jeff and Scott had tremendous success. "Our confidence level has been high every time we put the boat on the water to fish an event there," said Koester. "We knew we needed to finish in the top five or six to have a shot at the title."

Jeff and Scott owe a great deal of gratitude to a tremendous group of sponsors and to members of their tournament team: Matt Davis, Dan Gies, Shawn Ritchie, Travis Hartman, Mark Brumbaugh and Mike Robertson. "This really meant a lot to us, because we've won individual tournaments or Championships before, but we hadn't put a consistent year together to be in the running for Team of the Year," said Rhodes. "We used several techniques and stretched ourselves outside of our comfort zone at times. It definitely paid off." Scott Rhodes' sponsors include Yamaha, Yarcraft, Columbia Sportswear, Minn Kota, Humminbird, Church Tackle and Optima Batteries.

"This is a most rewarding accomplishment," echoed Koester. "We started the season with a goal to win a qualifying tournament and stay in contention for Team of the Year. Without a great group of sponsors and incredible teammates to work with, this honor would not be possible." Koester's sponsors include Crestliner Boats, Mercury Outboards, Parkside Marine, Minn Kota, Humminbird, Cannon, LakeMaster, Optima Batteries and Church Tackle.

For more information contact Parkside Marine at store@parksidemarineandmore.com

You can meet and talk to Jeff and Dianna Koester, owners of Parkside Marine and More, located adjacent to the entrance to Mounds Recreation Area on Brookville Lake. (See their ad on page 3 of this issue) Also they will have their Crestliner boats set up at the Cincinnati Travel, Sports & Boat Show January 16-18 and 21-25, 2015 at the Duke Energy Convention Center at 5th & Elm Street in downtown Cincinnati and also at the Indianapolis Boat, Sport & Travel Show February 20-March 1, 2015 in the West Pavilion of the Indiana State Fairgrounds. (See page 2 for more details on the Indy Sport Show)

LUND OFFERS MILITARY DISCOUNTS

Steve's Marine at Brookville Lake, is located at **CONTINUED ON PAGE 25**



The team of Jeff Koester (L) and his fishing partner Scott Rhodes (R) won Team of the Year in the Cabela's Masters Walleye Circuit (MWC). (Photo provided by Parkside Marine & More)

SHOTGUNS HANDGUNS RIFLES AMMO
Muzzleloaders Scopes Holsters
Tactical Rifles & Accessories

MADISON OUTDOORS

Kimber
Master Dealer

See us on facebook at Madison Outdoors

Smith & Wesson

at the junction of Cragmont and SR 7
504 West State Street Madison, Indiana 47250
madisonoutdoors@yahoo.com (812) 265-9306

McCleery's DOG CARRIERS

Multiple Colors & Diamond Plate
3/4 Styrofoam Insulation
1/4 Iuan interior walls
Best Aluminum Doors on the market today
Boxes starting at \$375.00
Phone # 812-571-2093
(Leave Message)

McDonald's Bait and Tackle

Live & Artificial Bait
Fishing & Hunting License
Open 7 Days 6:00 a.m.

"Deer and Turkey Check Station"
Home Processing Supplies
Excellent Sausage & Jerky Seasonings,
Casings, etc. — "Check us out"

15 W. Grant Street
Knightstown, IN 46148
765-345-2074

Always Custom Processing!
Over 40 Years of Experience
NOW IN 2 LOCATIONS TO SERVE YOU BETTER

Pate's
DEER PROCESSING
Processing • (812) 866-4710
4251 S. 850 West
Pantry • (812) 866-MEAT (6328)
367 W. LaGrange Rd.

Both in Hanover
www.patespantry.com
VIP CLUB Text PATES to 77948

9 GUNS

BUY SELL TRADE
Pistols / Handguns / Rifles / Shotguns
2213 S. Scatterfield Ste. #6, Anderson, IN 46016
Phone: 765-646-9000 / Fax: 765-646-9010
Hrs. MF 10am-6pm / Sat. 10am-5pm / Closed Sun.
FACE BOOK: 9-GUNS
WEBSITE: www.9-guns.com
E-MAIL: contact@9-guns.com

RED WING SHOES

BUILT TO FIT. BUILT TO LAST.

MILROY SHOES
Mastercard - Visa
9214 S. State Rd. 3, Milroy, IN 46156
(765) 629-2109
Mon-Thur 8 - 5 / Fri 8 - 6 / Sat 8 - 3 / Closed Sun

PIPE CREEK RETRIEVERS
Quality Bred Labradors for the Field and Home

Nick Inglis - Owner/Trainer

AKC/UKC Reg Labs
Puppies
Started Dogs
Finished Dogs
Stud Service

Training Services
Basic Obedience
Gun Dog Training
Hunt Test Training
Force Fetch Training

2484 E 1400 N, Summitville, IN 46070
Cell: 765-425-1441
www.pipecreekretrievers.com
www.facebook.com/pipecreek
ninglis@sbcglobal.net

Mendenhall
True Value
 Help Is Just Around The Corner.
**WEATHER STRIP
 KEROSENE WICKS
 WINDOW PLASTIC**
 125 S. W. 5th Street
 Richmond, IN 47374
 765-962-4842

So You Wanna Catch More Fish



by **Tag Nobbe**
 Professional Fishing Guide

BROOKVILLE LAKE GUIDE SERVICE



Tag Nobbe - Owner & Guide

6 Hour Trip Rate

(Rates subject to change without notice)

- 1 Person \$225.00 • 2 People \$275.00
- 3 People \$325.00 • 4 People \$400.00

A non refundable \$50.00 deposit is required for booking. Cancellations within 48 hours of your date will be credited towards a future guide trip.

Fishing Seasons

- April - December Walleye Charter Seasons
- May - December Striped Bass Charter Season
- April - October Crappie Charter Season
- Mix any of the above in the same day

Contact me for your fishing trip by
 Calling my Cell: 765-265-3238

E-mail: tag@tagnobbe.com or

Website: www.brookvillelakeguideservice.com

Fully licensed & insured for 17 years now.

How Much Tackle Does One Guy Need?

With so many ways to buy tackle these days, a guy could end up with a bunch of stuff he don't really need. I myself have fallen into this trap over the years. In my defense though I have been fishing for a long time. The problem is there is multiple ways to get the same job done. I remember when I first started fishing I was pretty much clueless. I wanted to catch fish so bad I would try anything. I even have a couple of those baits that you use to see on those info commercials years ago. The problem is its hard to know who or what to believe.

If you watch fishing shows on television you will see an entire array of fishing personalities fishing for all types of fish. You might see a guy casting pink and blue crank bait in a lake in Canada. This guy is just catching one fish right after another, and you say to yourself I gotta get that bait. Now in your mind your thinking if I had that bait I could go to Brookville lake and rip some lip just like that guys is doing. So you jump in the truck and run down to the local mega store to get this crank bait and it cost \$17.95. Well the biggest problem is he's not fishing Brookville lake or any lake for that matter in the mid west he's fishing in Canada. So unless your going to Canada fishing in that exact lake, under those exact fishing conditions, I would think long and hard about separating that kind of my money from my pocket. Its not that you can't catch a fish out of Brookville lake on a \$17.95 pink and blue crank bait its just not a good decision. You have to remember that guy on TV is getting paid to fish with that pink and blue crank bait. He probably fished a week to make that one fishing show.

If some one was being filmed on Brookville lake fishing for white bass using a pink and blue crank bait during a white bass feeding frenzy you would

say to yourself I gotta get that bait. I'm not really saying there is anything wrong with this, it's just advertising

My point is do your home work. Go out to where your going to fish. Stop in at the local bait shops near the places your going to fish. These folks will have the things you need to buy to catch fish in their area. Most of these local bait shops have limited space in their stores. They don't have space for fishing tackle that don't catch fish in their lakes, rivers, or ponds. Their not trying to sell you something that some body else is paying them to try to sell to you. They are selling you something that they no is tried and true for their area.

Your tackle is going to have to match the way you like to fish. If your fishing from the shore your pretty much limited to casting. Don't look at this as a bad thing though, because most of the people in boats are casting to the shore. The only thing a boat does is make everything more convenient to a degree. If you have a boat you can troll, drift, down rig or just fish in the middle of the lake if you want to. The down side to a boat is the expense and the stress that comes with it. Somebody told me a long time ago that a boat is a hole in the water that you pour money into. If your a shore fisherman all you really need is a fishing pole, a tackle box, and a stringer. The cost of the boat is going to be what you can afford. I have seen guys out on the lake in a \$200 flat bottom john boat having the time of their life, and turn around and see another guy in a \$70,000 bass boat that looks like he's mad at the world. I think it all comes down to what your wife will let you get by with. The thing is, do you really need a \$70,000 bass boat. Probably not, but they sure are pretty.

After a life time of fishing experience I have just a handful of tackle boxes that I fish out of on regular basis. The rest of the stuff that I have is just a bad decision.

Tag

If you need more info E Mail me at tag@tagnobbe.com or go to the web site www.brookville-lakeguideservice.com or call my cell phone 765-265-3238 .

I guide fish for walleye, striped bass, and crappie starting mid April till the mid December 7 days a week on Brookville Lake. We fish out of a 2007 Lund Pro V 2025 with a 225 Honda motor. I supply everything all the way down to cleaning the fish. I can take 1 - 4 people. The price is according to how many people go \$450.00 for 4 people \$375.00 for 3 people \$325.00 for 2 people and \$275.00 for 1 person. We start at 7:00 am and fish till 1:00 To schedule trips call me on my cell phone 765-265-3238.

Fully licensed and insured for 18 years now. ■

SHOP AT THE ADVERTISERS IN THE GAD-A-BOUT

A - T & I SERVICE

- Country Clipper
- Honda
- Team Stihl

For all your Agriculture, Lawn & Garden Automotive, Aluminum & Steel Trailer and Service or Parts needs
 1414 Wise Road, Cambridge City, IN 47327
 PH: 765-478-5917 Website: www.atiservice.com E-mail: sales@atiservice.com

- Featherlite Trailers
- Diamond C Trailers
- Custom Made Hydraulic Lines

WE BUY GOLD

Paying Top \$ For Scrap Gold & Silver

Do you have any broken jewelry or old jewelry you just don't wear anymore?
We'll Turn It Into Cash Today!

Jensen's Pawn Shop
 702 S. State, Greenfield, IN
 7 Blocks South of the Courthouse
462-4721

Immediate Cash
 Loans on Secured Merchandise

Buying & Selling Gold & Diamonds, Tools Electronics & More

When it comes to fueling your outdoor needs

Gasoline • Fresh Coffee • Deli Style Sandwiches • Fountain Drinks • Snacks • Sporting Goods
 Live Bait & Tackle • Guided Fishing Trip Information • Hunting & Fishing Licenses • Check Station and More

52 Pick-Up
 Marathon
 Brookville, Indiana

Brookville Lake Guide Service
 Guide: Tag Nobbe
 Phone: 765-647-4329
 Cell: 765-265-3238
 Web: brookvillelakeguideservice.com

MARATHON

Near Brookville Lake just south of Brookville on U.S. Hwy 52 (765) 647-3600

News from the Indiana State Police



by Sergeant John D. Bowling
Public Information/Recruiting Officer



Trooper Dana Harvey

Pendleton District Gets New Trooper

Pendleton – A new trooper recently reported for his first day of work at the Pendleton Post. Trooper Dana Harvey graduated from the Indiana State Police Academy on December 23rd as part of the Indiana State Police 74th Recruit Class. His graduation was the culmination of 23 weeks of intense training and hard work.

Trooper Harvey received 929 hours of training that included criminal and traffic law, crash investigations, emergency vehicle operations, defensive tactics, firearms, and a host of other subjects related to modern policing.

The next step for Trooper Harvey will be working with a series of experienced Field Training Officers over the next three months. The purpose of the field training is to put to practical application the training received over the past six months.

Upon successful completion of the field training

BURRIS SINCE 1980
ELECTRIC & PLUMBING SUPPLY, INC.

COMPLETE LINE OF ELECTRIC & PLUMBING

CUTLER-HAMMER • G.E. SW GEAR
 HYDROMATIC • BROAN

TOLL FREE 1-800-998-3576

AUSTIN
 812-794-2257
 199 N. FRONTAGE RD.
 1-888-845-2388

MADISON
 812-273-2976
 2976 SHUN PIKE RD.
 1-877-322-7401

SEYMOUR
 812-522-7401
 110 N. O'BRIEN ST.

program, the new trooper will be issued his state police patrol vehicle and will begin solo patrol in the Pendleton District Central Zone of Wayne and Henry Counties.

Harvey, a Hancock County native, graduated from New Palestine High School and attended classes at the University of Indianapolis. He is a Marine Corps Veteran having done tours in Afghanistan and Japan.

Driving Tips for Snow & Ice Conditions

This time of year we are always guaranteed a few snow and ice days, and roadways that can quickly become slick.

First Sergeant Tim Kaiser, the Assistant Commander at the Pendleton District, notes that "The most common cause of crashes during snow or icy weather is speed too fast for the existing road conditions. Remember, slick roads don't cause crashes-it's your driving behavior on those roads that causes the crash. Please slow down and be patient. Plan your trip according to weather and traffic conditions."

The Indiana State Police offers the following driving tips for inclement weather;

- Allow extra time to get to your destination.
- Clear all windows of ice and snow and remove snow from hood, roof and head lights and tail lights.
- Beware of bridges, overpasses and intersections where ice tends to form first.
- Don't use cruise control on slick roads.
- Avoid abrupt stops and starts, slow down gradually and keep wheels turning to avoid losing traction.
- Use headlights even during daylight hours.
- Increase the following distance between you and the vehicle in front of you.
- DECREASE YOUR SPEED** according to the road conditions.
- Make sure everyone in your vehicle is properly restrained.
- DON'T BE DISTRACTED**-Pull over and stop to use electronic devices.
- MOVE OVER** and **SLOW DOWN** for emergency vehicles, snow plows and highway service vehicles.

The best advice I can give you is to slow down and increase your following distance. **ALWAYS** drive on the interstate expecting to run into slowed or stopped traffic, especially when the weather gets bad. With the volume of traffic we have nowadays, it takes very little to cause a backup with a slow down or stoppage.

Remember to slow down and get over for emergency vehicles, snow plows and service trucks. My car has been hit once (with me in it) at a crash scene,

and I can't tell you how many times over the years I've bailed out of my car and jumped over the guard rail because someone was driving too fast and lost control.

For up to date Road and Weather Conditions, please call **1-800-261-7623**, or visit INDOT's web site at TrafficWise.IN.gov. **PLEASE DO NOT CALL** your local City, County or State Police for road conditions. **PLEASE** leave our phone lines open for emergency calls.

Delaware County #1 in the State

The Indiana State Police Meth Suppression Unit published the state wide numbers for Meth Labs dismantled in the state through the end of November. Delaware County, located in the Pendleton District, has the dubious distinction of still being number one in the state for Meth labs discovered and dismantled.

There were 127 labs dismantled in Delaware County through the end of November, and with the labs our units dismantled through the end of December, they tell me that Delaware County will end up with close to 150 Meth Labs for the year.

The county ranking second in the state, Noble, had 53 meth labs, which is a far cry from the close to 150 found in Delaware. The good news is that Madison County, also in the Pendleton District, fell out of the top ten in the state for the first time this year. Madison County led the state in labs just a year ago.

Most labs that are found today are "one pot labs," or labs that are in a single bottle that needs "burped" every so often as the chemical reaction takes place. This type of lab doesn't always give off the strong solvent type smell associated with a lot of meth labs.

Often folks will drive around with these labs in their vehicle, or even in a back pack while riding a bicycle. On December 16th our Pendleton Meth Suppression Unit stopped a Dodge Truck in Muncie with three individuals inside. Turned out they had a one pot meth lab under the truck seat boiling, and chemicals to make more in the bed of the truck-a truly "explosive" situation.

Signs to look for Meth manufacturing are a strong ammonia smell, or solvent smell like an auto body shop. Look for air line type rubber tubing, ether or camp fuel cans, drain cleaner bottles, plastic soda pop bottles of all sizes, empty Pseudoephedrine packages and blister packs, lithium battery casings, propane tanks with a blue or green discoloration around the valve and used coffee filters with white or reddish pink residue. The chemicals are highly explosive and fumes are toxic to breath and will damage internal organs.

Units continue to check pseudoephedrine logs at **CONTINUED ON PAGE 23**

Please... Give Us Room To Work!



**Move Over and Slow Down for
Emergency, Service and Utility Vehicles -
It's More Than A Courtesy - It's The Law!**

Protect Our Liberty
FIREARMS

Scott Stirn
 765-967-7859

102 N. MAIN ST. SUITE 3
 LIBERTY, IN 47353

Hours: 2:00 - 6:00 p.m. Monday thru Saturday

BUY ★ **SELL** ★ **TRADE**

LIKE US ON FACEBOOK

**Indiana Department of
 Natural Resource News**



by **I.C.O. Gary Catron**
Master Conservation Officer

They DO Exist

Those of you following the DNR Law Enforcement Division, via social or traditional media outlets, have read about a number of poaching investigations being highlighted from all over our state. Those having committed these often preplanned illegal acts, deserve whatever embarrassment is due, not to mention whatever the legal process dictates. The opinion of many is a poacher is synonymous with and in the same company of common liars, cheats and thieves; those who choose to ignore ethics and demonstrate lack of personal integrity deserve no favor. That statement may sound a bit harsh to some but the ethical sportsmen and sportswomen do not disagree.

More often than not, the bad apples get the press. Most news outlets are filled with the negative aspects of society and humankind, although I do sometimes think that I would be more optimistic if many more positive stories were shared.

So this is what I'm going to do; share the highlights of what I consider to be two memorable positive stories which I've encountered over past years involving people who've made the right decision after a mistake was made. In essence, they 'turned themselves in' after breaking a hunting law. Space herein does not allow me to share but the two. Perhaps in the future I will be able to share more of these.

I preface the following by making a distinction between somebody making contact with conservation officers and calling attention to their own violation only after their attempt to hide their action has failed and they know they will inevitably be held accountable for their action, and those who make the tough decision to notify us in a situation where they would have a reasonable expectation for their mistake, or violation, to not be known.

A few years back I was called to meet with a man deer hunting with his two adult sons. The man had been hunting in a ground blind inside a woods somewhat overlooking an open field while his sons hunted nearby. As good fortune would have it a respectable buck appeared at the field edge and stepped out slowly providing a good opportunity for the man to make a good long shot on the deer with his muzzleloader. The man had a good steady shot and was sure he had hit the deer. After the smoke cleared the deer was no longer visible. On the ground for sure, right? The man leisurely reloaded his firearm then exited his ground blind and made his

way to the edge of the woods where he was astonished to see the deer standing in the field, only now a bit closer to him than it had been. He shoots again and watches the deer fall. As he follows up on his shot, he and his sons meet in the field and only then, in some disbelief, did he realize that he had shot two deer. Before the trio did anything else, the man made a phone call to summon a conservation officer. When I arrived it was evident the man felt bad about what had happened as he recounted what had happened. After making our way to where the two bucks lay it was difficult, looking at one then the other, to tell apart one from the other. Their body sizes were identical and the differences in their antlers were not immediately noticeable even from a few feet away. Sure, the man could have perhaps encouraged one of his sons to claim the second deer as their own, and tag it as such, but all three knew that would be wrong and illegal. Doing this was not an option; neither was letting the valued meat go to waste. Notifying law enforcement and having advice on what should be done to make things right was their driving force.

From the vantage point of the man's ground blind he stepped me through the process of how things had transpired. As he retraced his actions with me it was not terribly difficult to understand how a second buck had been shot especially since it was, for all practical purposes, a mirror twin of the other. There was no enforcement action to be taken that morning. Honesty did prove to be the best policy. I offer kudos to the trio. Had any attempt been made to hide the mistake the outcome would have very likely been different. The second deer was taken and made its way to feed another family.

Another incident I recall involved two youths testing their skills coyote hunting one night. They set up and began to use a predator call in an open field which overlooked a low scrub brush area. After calling not long at all the two noticed a set of eyes reflecting in their spotlight near the edge of the scrub brush some distance away. As they continued to call the animal began to close the distance until it was lost from sight briefly as it climbed from the base of a rise in landscape as it made its final approach to the predator call. As the reflecting eyes reappeared over the rise a shot hit true. The two young hunters had set out to hunt coyote, had set up where they knew there to be coyote, used a predator call to lure a coyote within range and having done so, shot. The two young men were sickened when they found not a coyote but instead a small curious deer had been shot. The two young men did what many might not have in similar circumstances; they immediately went home and told their parents what had happened. And the parents also did something that many would not have; contact with a conservation officer was made. Admitting to a mistake is often not an easy thing to do, particularly when it comes to parents and law enforcement. I offer kudos to the two young men and their parents.

I was guided through the chain of events at the hunting location and could see how the mistake was made. It is sometimes referred to as premature closure, where the human mind is given to accept a perception as fact and ignore input that may oppose that perception. I spoke with the young men for awhile and let them know that mistakes do happen and we have to do our best at all times to make sure they do not, and also made it clear that I thought they had done quite a tough thing by letting their parents know. Yes, we talked about positive game identification for quite a time also! No attempts were made to

CONTINUED ON PAGE 23

Rick & Jeff's *We Will Not Be Undersold!*
Floor Coverings, Inc.

For All Your Floor Covering Needs
(812) 754-0888
 Now Carrying In Stock Area Rugs!
 12 Styles To Choose From!
kathy ireland

Shades Of America

SPINMASTER HOME GALLERY beaulieu ENCLAVE MANNINGTON
 Sutton Philadelphia DuraBona Bruce
 Shaw Queen
 Tarkett

Hwy. 56 East • Scottsburg, IN 47170

RIHM INC.
 CAMBRIDGE CITY INDIANA 47327
FOODS

CUSTOM HOG & BEEF PROCESSING
 "Venison Sausage and Hams"
 Custom Curing
 Hickory Smoked Hams & Bacons
 CATERING

(765) 478-3426 1-800-846-6328
www.rihmfoods.com

Riverside Sporting Goods

1811 N. Washington St.
 Marion, IN 46952 • 765-662-1590
 Family Owned & Operated
 Manager: Chad Phillips

Fishing • Live Bait • Tackle • Propane
 Ice • Hunting • Guns • Ammo • Archery
 Personal Protection • Canoe Rental
 U-Haul Rental - 765-664-7939

THE GUN DEN
 Buy - Sell - Trade

337 Roosevelt Dr. Shelbyville, IN 46176
 (317) 398-3852

FOR ALL YOUR OUTDOOR & HUNTING NEEDS

CHECK OUT OUR WEBSITE AT
www.thegundenonline.com

A Large Selection of Kimbers in Stock
ALL LONG GUNS ON SALE
 We do special orders and layaways

TOLLIVERS
 Hunting & Fishing Supplies

Directions: From Salem: go 135 N 12 mi., turn east bottom of Millport Knobs, go 3/10 mile.
 From Brownstown: go 135 S. approx. 10 mi., then same as above.

(812) 358-4867 or 1-800-238-0358

NISSAN MARINE

- Guns • Ammo
- Camo Clothing
- Mathews Bow Dealer
- Live Bait • Parker Bows

See Us For All Your Archery Needs

TREE CITY METAL SALES

• Crews Available

- ◆ Metal Sales
- ◆ Pole Barns
- ◆ Vinyl Fencing
- ◆ Garages
- ◆ Garage Doors

Steve Wagler
 50 W. 650 N, Greensburg
 812-663-4863 Cell 812-523-1272



A view of the 2014 Eastern Indiana Gem & Geological from corner to corner.



TheEarthExperience.org exhibited a dinosaur head, bones and information.



Charlene Reidenbach and John Lamont in their booth at the 2014 EIGGS show.



Hmmm....this lady looks familiar, I know I've seen her some place, do you know her? See Pg 27.

42nd Annual Spring Show Gem, Mineral, Jewelry, Fossil Show & Sale Wayne Co. Fairgrounds March 6-8, 2015

Article and Photos
by Ray Dickerson

The Eastern Indiana Gem and Geological Society's (EIGGS) 42nd Annual Spring Gem, Mineral, Jewelry and Fossil Show will be held at the Kuhlman Center located on the Wayne County Fairgrounds on **March 6-8, 2015.**

(See note and map on page 27, Salisbury Road will be barricaded from just north of College Corner to south side of former railroad crossing)

The show opens at 10 a.m. Friday & Saturday and closes at 6 p.m. On Sunday it opens at 11 a.m. and closes at 4 p.m.

A Donation is collected at the door, Adults \$5.00, Seniors 60 and older \$3.00, Youth ages 7 to 18 \$1.00, Under 7 FREE. Scouts & Leaders in uniform, Free.

This year they will be holding raffles and will be giving door prizes out every hour

Last years EIGGS show was probably one of the best in my recent memory. The bad weather didn't keep them away, in fact cabin fever may have played a role in people wanting to get out of the house and go see something entertaining and educational at the same time.

Starting here and continuing on page 27 is a little history of the Eastern Indiana Gem & Geological Society, Inc. that appeared in The Gad-a-bout some years ago, it has been updated with current information. The club hereafter is referred to as the Gem Club. The Gem Club has been putting on the rock and gem show since 1973, this is their 38th annual show. The purpose of the Gem Show is to promote knowledge and interest in the earth sciences and the Lapidary arts. The show is also a fund raiser for club expenses and provides money for a college scholarship awarded each year.

The Gem club was founded as a nonprofit group in April 1966. Of the some odd 80 members, 30 to 35 members are active. The Gem club is for anyone who is interested (not necessarily experienced) in earth sciences, collecting minerals, crystals and fossils; polishing stones, silversmithing and related activities.

The Gem club sponsors rock- and fossil-hunting outings, offers classes and does educational demonstrations at local schools.

Prior to acquiring the new clubhouse the club met

at Hayes Regional Arboretum, the Richmond State Hospital and Earlham College.

Lapidary classes for members can be arranged for those who wish to use the equipment at the workshop in their clubhouse. They have equipment for sawing, shaping and polishing stones into finished pieces ready for mounting as jewelry. The workshop is open most Tuesday and Thursday evenings by 6:30 pm (weather permitting) for use by members who have completed the training.

Dues are \$20 per year for a family membership (1 household) or \$15 for a single membership (age 16 and over). Dues are paid at the start of membership and at the beginning of each year to continue membership in good standing.

Meetings are held the first Thursday of each month, 6:30 pm at the clubhouse located at 5199 US 40 East, Centerville, IN. This is about 1/2 mile east of Centerville at the intersection of Rice Road, south west corner. Programs are sometimes scheduled before the business meeting and fellowship is enjoyed after the meetings. Guests are always welcome.

The new clubhouse was built around 1840, it was originally a two-story farmhouse built by James Rariden from Centerville. It was also used as an Inn stop, called the Esteb Inn.

A farmhouse to the east on the north side of US
CONTINUED ON PAGE 27

42ND ANNUAL SPRING SHOW GEM, MINERAL, JEWELRY, FOSSIL SHOW & SALE

March 6-8, 2015

Friday 10-6 / Saturday 10-6 / Sunday 11-4

Donation: Adults \$5.00 / Senior Citizens (60+) \$3.00

Students (7-18) \$1.00 / Under 7 Free

Scouts & Leaders in uniform Free

KUHLMAN CENTER

Wayne County 4-H Fairgrounds - 861 N. Salisbury Road
RICHMOND, INDIANA 47374

Jewelry, Gem, Mineral, Crystals & Fossil Dealers. Exhibits, Displays, Door Prizes -- Silent Auctions, Children's Activities. Demonstrations of Fluorescent Minerals, Micro Mounts, Gold Panning & Wire Wrapping, Fossil Cleaning, Glass Bead Making, Flint Knapping & Faceting.

GOOD FOOD AVAILABLE

SPONSORED BY

Eastern Indiana Gem & Geological Society, Inc.

Dealer Chairman John Lamont 765-647-4894 / Infor: 937-339-1966

Heritage Goodhew Enterprises, Inc.



STANDING SEAM METAL ROOFING

(765) 857 2623

765-509-0069



Van and Rose Wimmer standing behind their booth at their Gem and Jewelry Show in the Ag/Horticulture building at the Indiana State Fair Grounds. (Photo by Ray Dickerson)

Treasures of the Earth Gem & Jewelry Show at Indiana State Fairgrounds March 27-29, 2015

17th Annual Show

Article and Photos by Ray Dickerson

The 17th Annual Spring Bead, Gem, Mineral and Jewelry show will be held at the Indianapolis State Fairgrounds in the Agriculture/Horticulture Building at 1202 East 38th Street in Indianapolis, Indiana on March 27-29, 2015, Friday 10 am to 6 pm, Saturday 10 am to 6 pm and Sunday 11 am to 5 pm.

Adult admission is \$5.00. Tickets are good all three days. Children under the age of 16 are admitted FREE.

Hourly Door Prizes.

Custom work and repairs while you visit, food is available. This show has a larger building with more dealers, more choices and more to see and do.

Collectors and jewelry enthusiasts will be able to find some of the most unique gems and beads from around the world at

this show.

There are a lot of interesting things like this at the show that you won't see at a jewelry store. That's why they get a lot of repeat customers.

You will find Jewelry makers, goldsmiths and silversmiths from all over the United States who can construct, repair, design or make original jewelry from customer-selected gems, stones, opals and crystals. Gem trees, wire wrap, wire sculpture, pearls, stone beads, stone setting, amber, opal, mineral and fossil dealers.

2015 Show Schedule

Gem, Mineral, Jewelry & Bead Shows

Before traveling to these shows, please call or check our website to confirm that the show will be held.

(All shows open to the General Public)

May 15-17 Martinsville, VA, 25th Annual Show. National Guard Armory - 315 Commonwealth Blvd W (Across from Liberty Fair Mall).

10am-6pm; 10am-6pm; 11am-5pm

May 22-24 Salem, VA, 24th Annual Roanoke Valley Spring Gem & Mineral Show Salem Civic Center - 1001 Boulevard.

10am-6pm; 10am-6pm; 11am-5pm

June 26-28 Fishersville/Waynesboro Area, VA 28th Annual Show. Augusta Expoland.

277 Expo Road (I-64 exit 91). Fishersville, VA

10am-6pm; 10am-6pm; 11am-5pm

***July (Pending) Boone, NC**, 21st Annual Show. Boone National Guard Armory. (Building being renovated) 274 Hunting Hills Lane.

10am-6pm; 10am-6pm; 11am-5pm

Oct. 2-4 Indianapolis, IN, 17th Annual Fall Show. Indiana State Fairgrounds - Agriculture/Horticulture Bldg. 1202 East 38th Street.

10am-6pm; 10am-6pm; 11am-5pm


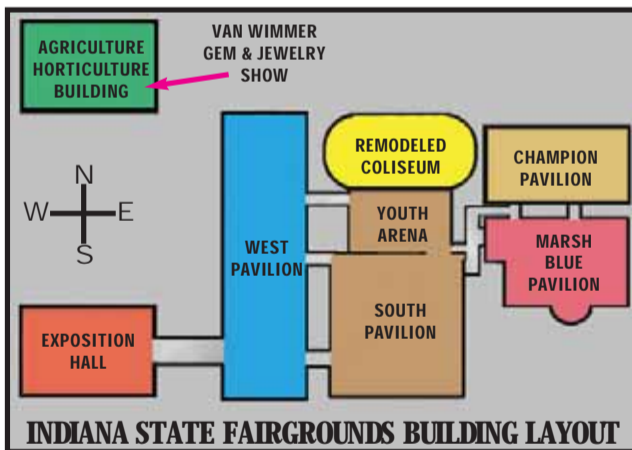
Oct. 23-25 Harrisonburg, VA, 13th Annual Show. Rockingham County Fairgrounds - 4808 S. Valley Pike

On US Rt.11, 1/2 mile S. of Harrisonburg off I-81 between exit 240 & 243 Commercial Exhibits Building. 10am-6pm; 10am-6pm; 11am-5pm

Van Wimmer, Show Director - Treasures Of The Earth Gem & Jewelry Shows, 5273 Bradshaw Road Salem, VA 24153 Telephone: (540) 384-6047.

Website: www.toteshows.com/

E-Mail: van@toteshows.com



The Agriculture/Horticulture Building where the Van Wimmer Treasures of the Earth Gem and Jewelry Show takes place at the Indiana State Fairgrounds. (See map at left)



Treasures of the Earth Gem & Jewelry Shows

www.toteshows.com

17th Annual Indianapolis Spring Bead, Gem, Mineral & Jewelry Show
Indiana State Fairgrounds - Ag/Hort. Building
1202 East 38th Street - Indianapolis, Indiana
March 27-29, 2015

Friday & Sat 10am-6pm Sunday 11am-5pm

Admission \$5 Ticket good all 3 days

Children under age 16 Free - Hourly Door Prizes

Custom work & repairs while you wait - Food Available

Beads - Pearls - Minerals - Fossils - Silver & Goldsmiths

Displays by 500 Earth Science Club & Indiana Bead Society

October 2-4, 2015 = 17th Annual Indianapolis Fall Show

DAIRY COTTAGE RESTAURANT

(765) 647-5451



Home Of Flavor Rich Fried Chicken

Complete Line of Sandwiches, JoJos, Fries, Mozzarella Sticks, Onion Rings, Etc.

LARGE SELECTION OF ICE CREAM, SHAKES, SUNDAES, CYCLONES

1116 Main St. Brookville, IN 47012

Est. Oct. 02, 1958



Misfires & Snags



by Dan Graves

A JANUARY DAY IN THE DOLDRUMS

(Whaddaya do when its cold and all the fish have gone south for the winter and you've cleaned your shotgun so often all the blueing is gone? You could try going crazy. At least that would give you some place to go.)

There are only two species of creatures on this planet who have little trouble weathering the dullness of January and February. The first is the grizzly bear. They simply curl up in a den and sleep through the nothing months. They couldn't care less about cold, overcast days when the only entertainment is the sound of a car going by with its muffler dragging the pavement. Otherwise, they'd be hanging around in human settlements bumming handouts on street corners or raiding trash cans to stir up a little excitement. There is no such thing as a grizzly bear suffering from cabin fever.

The second species is the inhabitants of south seas islands. They have no concept of trying to endure 60 to 80 days of cold, miserable weather and frustrating attempts to outsmart crappies and bass. Their life changes little throughout the year as they follow their daily routine of fishing, lying on the beach in the sun, noontime siestas, and making little dolls from palm fronds. They have no idea what it's like to be trapped in a house on a weekend while outside a cold rain falls and the trees look like cardboard cutouts pasted onto a gray cotton bale. Depressin', ain't it?

So, how does the average person locked in such oppressive surroundings cope with it? For some (me included), it means catching a cold on November 1 and keeping it going until April 1. Staying miserable for six months with coughing, sneezing, and a sore nose sure feels good compared with nothing to do. In fact, you can use this malady in a number of ways to defeat the doldrums. My favorite is to exaggerate the symptoms by adopting a pitiful look and whining about how bad I feel. For about two weeks I get the sympathy and coddling I crave, but eventually a request for a glass of water delivered to my death bed results in it being poured over my head, supposedly to combat the fever.

If you should feel like you're recovering, get wet in a cold shower, wrap a towel around yourself and walk around the yard for an hour. You may not gain the sympathy you want, but even lying in bed moaning beats having to watch the vast wasteland we call television.

To prove the point that an idle mind is as useless as a lump of Play dough, I recalled a typical weekend day and the events, if that is what they were, that occurred. It started with a casual conversation

between Judy and me about the origin of cobwebs. Since we have an abundance of the things stretched over the ceiling fans and every corner of every room by the middle of January, it was only natural that they should be the topic of conversation. She claimed they are a natural occurrence that just appear and begin collecting dust. I insisted that they are webs spun by spiders to catch dust mites. One thing led to another until full scale war broke out, finally ending when, with the battle of the brooms, we knocked a plant off a shelf. I enjoyed the brief interlude and will always be grateful to the spiders who spin cobwebs.

Later, as we sat watching a grainy old movie on American Classics I unwrapped a piece of gum and spent the next ten minutes seeing how many times I could fold the foil wrapper. Satisfied with the result, I planned to look up the Guinness Book of World Records on the internet to see if they had a gum wrapper folding category. After all, everyone wants to be remembered for some one-of-a-kind accomplishment.

As the movie with no recognizable plot and no background music droned on, I noticed the dog sitting at the foot of my chair and staring at me with unblinking eyes. Normally, when he did this he wanted something to do. I began questioning him on how I could be of service. Asking if he needed food, water, a potty break or a walk got no response. He ignored the doggy treat I placed under his nose. Frustrated, I finally asked if he were enjoying the movie and if not, would he like for me to change the channel. I don't think I've ever seen a dog grin with such conviction, so I switched to a program about the heat treatment of steel and he laid down and went back to sleep. While the t.v. droned on about the differences between Brinell and Rockwell hardness values for metals, my eyes glazed over and I caught myself thinking of ways to keep sparrows from building nests in the gutters.

"YAAAAAH!" I screamed and jumped from the chair, my breathing coming in short gasps as sweat rolled off my forehead. Judy grabbed her bat and eyed me warily as the dog leapt up and vacated the room. "I'm losing it", I cried. "Please let me do something like clean out a closet or put a fresh coat of wax on the refrigerator".

"You waxed the refrigerator yesterday" she replied. "I guess it would be alright if you looked at the front closet, but tread with caution with what you throw away."

The front closet has always looked like a street bazaar in Calcutta. Some of the items include clothing purchased between 1972 and 1980, old tennis rackets, a pair of boots I received to commemorate the time my feet reached size twelve, a wood carving my sister picked up in Argentina of some obscure idol, a large box of BB's for my Daisy Red Ryder, and a tall mound of items that are no longer identifiable. Finally, with something constructive to do I waded into the mess and divided it into two piles - one to keep and the other to discard. However, my opinion of the importance of certain items differed greatly from Judy's. As I prepared to ditch a bag of old tennis balls, the dog curled back his lips and emitted a low growl. After a lengthy debate about the value of a shoe box full of various watch parts and a moth eaten throw rug, the decision was made to leave well enough alone and will the front closet problems to our heirs.

Back to the t.v., I sighed in resignation and settled back to watch a show guaranteed to chase away the mid-winter blues - a documentary on famous fashion designers of the 1920's. I hope the fish return soon.



Deli

NOW
OPEN

- Lunch Meats
- Cheese
- Butter
- Sandwiches




Troyer's Country Store & Bakery
 8 mi. North of Greensburg or
 10 mi. South of Rushville on SR 3
 Hrs: Monday to Friday 8-5 / Saturday 8-4
 (765) 629-2604



WAGNER'S

BARBER SHOP & GUNS



Haircuts \$10
Guns Slightly More

GUNS
GUN REPAIR



532 W. Sheridan
 Greensburg, IN 47240
 Phone (812) 663-2553



MIDDLETON

THE CAR CLINIC & TOOL SHARPENING

IMPORTS & DOMESTIC • PARTS & SERVICE
 AUTO REPAIR • TUNE UPS • BRAKES
 ENGINE DIAGNOSIS • AIR CONDITIONING
 LARRY MIDDLETON - OWNER ASE CERTIFIED

38 YEARS EXPERIENCE
 630 N.W. 5th STREET
 RICHMOND, IN 47374
 765-962-6996




COMPLETE SHARPENING SERVICE





Frame's Outdoor

- Fishing • Hunting
- Rifles • Shotguns • Gun Safes
- Camping • Firewood
- Archery Range • Live Bait
- Western Wear & Gifts

Whitewater State Park
 Brookville Lake
 Hunting & Fishing Headquarters
 Deer and Turkey Check-In Station

Call: 765-458-7227
 855 South State Road 101
 Liberty, IN 47353
 Website: www.frames-outdoor.com
 E-mail: framesoutdoor@aol.com





EXPERIENCE THE OUTBOARD ENGINE THAT'S

ECO-FRIENDLY AND WALLET-FRIENDLY.

The facts are in... Evinrude E-TEC outboards are unbeatable when it comes to... and they never heard his coming... Evinrude E-TEC is the only outboard engine... that goes 3 years or more with no regular scheduled maintenance.

EXPERIENCE THE ENTIRE LINE UP AT EVINRUDE.COM



OUR MOTTO
YOU WANT IT - WE CAN GET IT
YOU BREAK IT - WE CAN FIX IT
 Most all Makes & Models

25yrs of Technical Service we R
 Equipped enough for the BIG needs
 Stay small enough for YOUR needs







FISHING BOATS

SALES SERVICE RENTALS

Just 15 minutes outside Muncie, IN @
 6700 S CR 560 EAST, SELMA, IN
 765-286-4976



C&T CYCLE
 WEEKDAYS 9-6 SATURDAY 9-12
 (812) 752-5466
 800-521-5344
www.candtcycles.net



15% OFF ALL ATV ACCESSORIES IN STOCK
 10% OFF SPECIAL ORDERS
 We Service All Major Brands of ATV's
 From Oil Changes to Complete Rebuilds
 Hwy 31 S. in Scottsburg, IN. Just Off I-65
 30 Mile. N. of Louisville — 85 Miles S. of INDY.

Fishing Lake Michigan



by Capt. Mike Schoonveld
GREAT LAKES GULPS

There's a popular misconception that exceptionally thin people "eat like a bird." Actually, I eat like a bird. Actually, I'm not exceptionally thin. The point is, birds eat a lot!

Other than a few barnyard ganders I've seen, encountering an obese bird is rare. But that doesn't mean the skinny ones don't eat like hungry Boy Scouts. They do. Including Double Crested Cormorants.

The first DCC I ever saw was on a duck hunt. At first I thought a flock of geese was heading my way. By the time they got close, I knew they weren't geese but I wasn't sure just what they were. I looked them up in a bird book once I was back in civilization.

At the time, I thought I was lucky. DCCs were on the brink of being declared an endangered species. The usual suspects were blamed for their fall from abundance to near extermination - habitat destruction, over-hunting and petro-chemical contamination.

My guess is now-banned pesticides and other chemicals were the greatest factor in the historic decline of the cormorants. Once the contamination was relieved, DCCs proved to be an adaptable species. They were originally tree nesters and around the Great Lakes, they loved colonizing tree-covered islands. But when their population boomed they nested-to-congestion on these wooded isles, eventually depositing enough cormorant-guano over the sides of their nests to kill the trees. Eventually, the dead trees toppled but the DCCs came back to produce future generations on what had become rocky outcrops instead of forested isles.

Over-hunting? DCCs have always been protected. Other than a few fledgling waterfowlers banging down a DCC or two mistaking them for geese there's no reason to hunt for them. They aren't pretty and I doubt an Iron Chef could make them palatable. Over hunting couldn't have been a significant factor in their decline.

Regardless, instead of being a rare sighting on a long ago duck hunt, around the Great Lakes spotting a cormorant; more likely, spotting hundreds of corms every day you go fishing is an everyday occurrence.

The problem with this abundance, or more to the point, over-abundance of DCCs is they eat like a bird. In the real sense of the term, not the imaginary



Double Crested Cormorants have proven to be a scourge in the Great Lakes area. (Author Photo)

sense. No wonder a flock of cormorants is properly called a "gulp."

A full grown cormorant eats a pound or two of fish each day. Let's just peg it at one and a half pounds. The U.S. Fish and Wildlife Service, charged with management of these migratory birds, estimates there are 50,000 DCC nests in the Great Lakes area alone. That equates to 100,000 adults, and once the babies are born, at an average of four fledglings per nest, plus as many as 200K immature cormorants from the previous year, by mid-summer the Great Lakes are supporting well over a quarter million DCCs, down a half million pounds, give or take a ton, of fish - every day. A half-mil today, another half-mil tomorrow, a half-mil that you and I aren't going to catch. A half-mil of missing bait fish the predator fish we like to catch can't use as forage. A half-million pounds of Great Lakes fish that's been turned into DCC-poo poo.

Early on, when the cormorant population first started booming around the Great Lakes, fishermen added two and two and came up with the answer, their declining catches were directly proportional to the number of cormorants they were seeing. "Balderdash," said the DCC-hugging feds. "Cormorants only eat shad, alewives and other minnows at the low end of the food chain."

Studies proved this to be only partially true. Studies proved cormorants are indiscriminant eaters. They are as happy slurping perch, walleye or salmon smolts as snarfing down shad or alewives. The bottom line is when you see a gulp of DCCs you are looking at a group of birds that took thousands of pounds of fish to produce and thousands of pounds of fish to fuel.

Management efforts have proven effective. No one knows how many cormorants were nesting in the Great Lakes area in 2003 when the USFWS succumbed to pressure and allowed states, tribes and the USDA to initiate DCC reduction projects. Surveys show the management efforts are working to a degree, but the numbers listed above still reflect an over-abundance. I don't want to see DCCs on the endangered species list, but I'd like spotting a "gulp" to be something special, not an everyday occurrence.

THE END

CAPTAIN MIKE SCHOONVELD
AFFORDABLE
LAKE MICHIGAN SALMON FISHING IN INDIANA
FOR 1 TO 4 PEOPLE
Tackle Furnished, Fish Cleaned
www.brother-nature.com



Brother Nature Charters
1-877-SALMON-5

STEVE'S MARINE




BENNINGTON



South Bay
 Memories for a lifetime...

AT BROOKVILLE LAKE • 765-458-7527
1156 WEST DUNLAPSVILLE ROAD., LIBERTY, IN

GEM - WISE



by Vivian Sanders-Himelick

Gemstones Of The Month

Garnets for January

Garnets are a colorful family of gems. It is not one gem, but an entire family of gemstones, found in every color but blue. The word Garnet is derived from Latin meaning "Granatus" meaning 'seed like' because garnet crystals in a rock matrix reminded scientists of pomegranate seeds, called "granatum" in Latin.

Garnet is the state mineral of Connecticut.

Chemically, garnets are silicates of calcium, manganese, iron and magnesium.

As a Birthstone for January, Garnets stands for True Friendship, Fidelity, and Truth. Garnets were known for thousands of years before the Christian era, and are mentioned in early Biblical writings. Asiatic peoples used Garnets as bullets in the belief their color would cause a more deadly wound.

Best known among the Garnet family is a deep red color called Pyrope, which derives its name from the Greek word meaning "fire-like". It was extremely popular in the Victorian Era when fabulous garnets were set in a variety of intricate swirled gold jewelry designs. Talmudic legend held that the light in Noah's Ark was supplied by an enormous bright red Pyrope Garnet.

The Almandite Garnet is a darker brownish red color than its cousin Pyrope. Its name was derived from the Latin "alabandicus". A name given to Garnets found in the ancient mines of Alabanda, a location in Asia Minor. Some rare six rayed "Star" Almandite Garnets were found in these ancient deposits.

The popular Rhodolite Garnet is a violet red gemstone. This soft hued gemstone was very popular in Greece during the reign of Alexander the Great, and the conquest of Rome. Rhodolite garnet was imported into the country soon after Alexander popularized the cutting of cameos. Garnets can be flat or dome shaped (called cabachon) cut with relative ease and carved into portraits. Carved garnets were set into brooches, rings and bracelets. The Persians also carved the likeness of their sovereign's image and regarded the gem an amulet, to protect, and preserve honor & health.

A reddish golden to golden color Garnet is called Spessartite or Hessonite, depending on locality of the mine. Spessartite derives its name from Spessart, Bavaria where it was first discovered in the mountains. The Hessonite variety is a cinnamon colored gemstone from Ceylon. A cameo of this stone, carved into the head of Christ, is in the Gem Collection at the American Museum of History. The latest discovery of Spessartite Garnet comes from Sri



Garnet Photo Courtesy of American Gem Society



Amethyst Photo Courtesy of American Gem Society

Lanka and Brazil, and is referred to as the "Mandarin Garnet".

There are 4 varieties of green Andradite Garnets. One of the rarest is Demantoid Garnet, an emerald green to yellow green gem named for its exceptional brilliance, found in the Ural mountains in Russia's Siberia region. It is exceedingly rare to find a gemstone over 15 carats in size.

A newer green Garnet called Tsavorite, (silent T) was found in 1967 in deposits in Tsavo National Park in Tanzania, South Africa. Tsavorite is a rich deep green to yellow green color, but rare in large sizes until 2006 when a whopping 925 carat gem was found and cut.

Uvarovite Garnet was found in small deposits in Ural, Himalaya, and Pyrenees mountains and is exceedingly rare. The gem was named after the Russian Count S.S. Uvarov, who was President of the Russian Academy of Sciences when the gem was discovered.

Grossular Garnet is the most common looking gemstone of the group. It has the appearance of opaque, dark green nephrite Jade, with black spotting and is commonly confused for jade in gemstone jewelry.

The last interesting Garnet gem discovery is simply called "Color Change Garnet". Found in the 1980's in eastern Africa, this unique chameleon gemstone "changes" from a warm green hue to a light raspberry color under different lighting conditions. The color change depends on the wave length of the light used to view the gemstone.

Amethyst for February

Amethyst was often called the "Royal Gemstone". The Bible tells us of a jeweled breastplate worn by the Hebrew High Priest, Aaron. It contained 12 gemstones, and each gem was identified with a prophet. Amethyst stood for Matthias, who had the "gift for tongues", and was filled with desire to please God. Amethyst has been the favored gemstone of ancient Egyptians, Greeks and Hebrews.

Greek legend has it that Bacchus, the God of Wine, was angry and swore revenge. He announced that any mortal crossing his path would be eaten by

tigers. A lovely maiden "Amethyst" was on her way to a shrine of the goddess Diana. Diana saw what was to happen to Amethyst, and turned her to stone to save her from a violent death. When Bacchus saw the miracle, he repented, and poured wine over the stone, staining it purple. The Latin word "Amethystos" means not drunk. The ancient Greeks believed to wear an amulet of Amethyst would protect the wearer of the intoxicating effects of wine, and as an antidote to poison. Roman women claimed the gem could keep their husbands faithful.

Amethyst can be traced back to the Minoan Period of Greece, circa 2500 B.C., when it was fashioned into cabachon stones and set into gold. Amethyst has long been treasured by Kings and Queens because of its rich royal purple color. During the 15th century, the Royalty of France set Amethyst in fleur-de-lis jewelry. In the 1800's, Amethyst was the favorite gemstones of designers in Art Nouveau creations.

Amethyst is a purple variety of the mineral quartz. Although quartz is found on every Continent, several "gem quality" deposits are mined in Russia, Sri Lanka, Brazil, So. Africa, Uruguay and Arizona. The finest Amethyst is a rich "plum" color, although designers use violet or lilac colors in silver jewelry creations.

The Arizona Amethyst is found on the 4th peak of the Four Peaks area of the Mazatzal mountains. The original discovery was made in the late 1800's by a prospector, Jim Daniels, following gold veined quartz deposits. The mine has had several owners over the years, and was reopened in 1998 under new ownership. At 7200 feet elevation, it is the highest precious gem mine in the United States. The mine is only worked late spring to early fall due to its remote location and snowfall. Miners are air lifted to the site each spring after snow melt, and they leave in early fall. The Arizona Amethyst rivals the finest gems from So. Africa, South America and Russia.

About the Author

Vivian Sanders-Himelick is a Graduate Gemologist from the Gemological Institute of America in California with a B.S. from Indiana University-Kelly School of Business.

She is the owner of Sanders Jewelers, 831 East Main Street, Richmond, Indiana.

A family owned business established in 1941 and located in a 3 story historic building on the south west corner of National Road/US 40 and US 27 (9th street).

Gemologist~ Appraiser~ Manufacturing Jeweler~ Gold & Silver Smith~ Watch Repair

Comer
WE PROVIDE FREE ESTIMATES!
WWW.COMERBUILDINGSBLAKECOMER.COM

Comer Buildings specializes in agricultural, commercial, equestrian and residential post frame buildings. We have a large selection of metal color options, wainscoting option, perma-column option just to name a few of the many choices to choose from. We are here to help you design to your specific needs and dreams. We are a family operated company that thrives on excellence and great customer service, in a timely fashion. *There is no job too big or too small. Let us help YOU design your investment today!*

(812) 621-0930 | 4273 W. COUNTY RD. 350 N. | OSGOOD, IN

AUSTIN WESTSIDE SUNOCO

Fine Food
Eat In or Carry Out
• Coffee • Groceries • Camping Supplies • Snacks • Drinks • Ice

Official Fuel of NASCAR
Gas, Diesel & E85

118 S. Dowling Street, Austin, IN 47102
Phone: 812-794-2391
OPEN 24 HOURS

**831 East Main Street
Richmond, Indiana 47374
765-962-5050**

- Custom Gold Jewelry Fabrication
- Antique Jewelry Restored
- Sterling & Platinum Repair
- Clock & Watch Repair
- Insurance Appraisals
- Graduate Gemologist

EAT IN HOME COOKING Daily Specials Soft Serve Ice Cream Homemade Pies & Cobblers CARRY OUT DRIVE THRU

BUDROE'S BUS STOP
210 N. Ferguson Street
Henryville, IN 47126
812-294-1100

BEST FISH AROUND

Tues, Wed, Thurs 6 am - 4 pm
 Fri. 6 am - 7 pm / Sat. 7 am - 2 pm
 Sun. & Mon. Closed

J's Dairy Inn
A Family Owned Restaurant
In Liberty, IN 765-458-5812

A Family Destination of Boaters, Campers and Hikers Since 1957. Stop in and see us, it wouldn't be the same without you.

Chicken, Sandwiches, Wings, Shakes & Soft Serve Desserts
 (See our complete menu at www.jsdairyinn.com)
 Hwy 44, One Block West of Traffic Light



Open Everyday 11 a.m. to 10 p.m.-Summer. 11 to 9 - Winter

LAUREL HOTEL RESTAURANT
 200 E. PEARL ST. LOCATED 1 BLOCK OFF SR 121 IN THE QUIANT HISTORICAL TOWN OF LAUREL, IN

- PAN FRIED CHICKEN
- CHAR-BROILED STEAKS
- SEAFOOD & Much More

• Seafood or Country Buffet, **Fri. - Sat. 4 - 9 P.M.**
 • Full Menu, **Sunday 11 A.M. - 8 P.M.**

MENUS AVAILABLE, ALSO CHILDRENS MENU
 FAMILY DINING — LARGE BANQUET ROOM
 RESERVATIONS WELCOME 765-698-2912

Closed MON-WED / THU 11am-9pm / FRI & SAT 11am-10pm / SUN 11am-8pm
 LESS THAN 10 MINUTES FROM METAMORA

Noble Boys Furniture
 Featuring Solid Oak and Solid Wood Bedrooms, Dining Rooms, Living Rooms, A Lazy Boy Owned Co. & Lane Recliners, Bedding and Other Household Items Dutch Craft Bedding Made by Amish

6032 Holland Rd., Brookville, IN
 (White's Farm - U.S. 52)

Mon-Fri 9:00 am-5:00 pm / Sat 9:00 am-4:00 pm
 765-647-4875
 "Quality Furniture At Fair Prices"

Woodruff's Supermarket
 10 South Main St., Liberty, IN
Full Service Meat Department
 Produce, Dairy, Groceries & General Merchandise
 Hrs: Mon-Thur 6 am - 9 pm Fri-Sat 6 am - 10 pm Sun 6 am - 7 pm
 "NEW BAKERY - DELI NOW OPEN"
 Donuts, Cakes, Cookies, Pies, & Rotisserie Chicken
 IN STORE PHARMACY NOW OPEN
 "Get Everything You Need At One Handy Location"
Call Us At 765-458-6213




Camping Here & Beyond



by John and El McCory

Camping Clubs in North America (5)

This will be the last of our articles on various camping clubs of North America. If you know of any other clubs we might highlight, we would welcome your suggestion, and we could periodically give information on it (them) with our regular articles. The first club this month is really a conglomerate of several clubs (the Outdoors Club) throughout the country. One will find such websites as the Outdoor Camping Club, Camping Caravan Club, Go Outdoors Camping, Caravan Camping Club, Camping Caravaning Club, and Camping Outdoors. Under each club online you will find all types of advertisements for various types of equipment for camping such as tents (called Camping is in Tents), various sporting goods stores throughout the country, clothing, gear, footwear, and expert advice. There are numerous types of outdoor clubs in not only states but also headquartered in cities. An example would be the Atlanta Outdoor Club in Georgia, the Southern California Camping Club, and also New Jersey as well as the Arizona Outdoor and Travel Club and the Minnesota Rovers Out Club. If you want real excitement, you might check out South African Caravan and Camping Club. I know, it's outside North America, but a little added incentive to explore more "wild" areas out of North America. Many of these North American clubs have chapters in several states---an example is the Appalachian Mountain Club with chapters from Maine to Washington, D.C., and groups in Boston, New York City and New Hampshire.

Trek America has been organized as an outdoor camping club since 1972, and they can provide experiences for those who have never camped before to those who are "old-timers" at camping. This American outdoor adventure club can offer "no amenities", "few amenities", to showers, laundry facilities and even swimming pools and Jacuzzis. Sometimes when wild animals are not a problem and the weather is good, just bring out your sleeping bag and sleep under the stars. These trips are aimed at ages 18-38 and 70% of those going with Trek are as singles. Most trips have nights in hostels or hotels. All equipment is provided except a sleeping bag and each camper is provided a high quality tent that has ample room for two campers and their luggage.

Everyone pitches in and helps with the everyday routines and duties associated with group camping. Unloading the vehicles, setting up camp, cooking, shopping for food, and loading the vehicle finds all the campers working together and sharing responsibilities and automatically becoming part of the team. This certainly reminds me of my several dozen camping trips with my caving and Ecology clubs all over the East and Northeast, South and Southeast parts of the United

States during forty-one years of teaching. We had the same type of organization on our trips where we became part of a team. I had no problem getting students to join the clubs. Some of my former students, now teaching or in some type of group leading, have reported over the years they've copied our methods. For the most part, everything went well, although sometimes, you'd have a slacker and you'd need to negotiate. The key to success is to teach what to do in each task and have a daily list (for each person in the group) as to know how and what to do in each activity (task). It's too bad school rules, budgets, lack of faculty interest and attitudes of administrators and school boards has caused these types of trips to wane over the years. As a result there are kids out there who will never be able to have these experiences with their peers and I think these fun and outdoor activities are gone forever. In September I spoke to the 50th anniversary of the graduating Class of 1964 of Ft. Wayne Central High School. A favorite topic the class members had with me before and after my talk and during the dinner hour was their remembrances of our crazy camping and caving trips. Look up the several web choices of information about Trek America on line.

Thousand Trails is the last camping club we'll mention unless a few more clubs are suggested by you in the months ahead. This club was founded in 1969 with one campground in Chehalis, Washington. At last count there are just under 200,000 member families in over eighty preserves in twenty-two states and Western Canada. There is a one-time membership fee and annual dues for a family to be members of Thousand Trails. After several rocky years the club seems to be on more solid ground at present. It has five zones within the United States from which to choose. Most of the campgrounds are in the East and eastern Midwest states, Texas and in five of the western states. None are located in the Midwest states from Montana south to New Mexico. As with most of the clubs we've written about over the last five months one can read testimonials from families who have camped with Thousand Trails. By the way, we have three campgrounds associated with Thousand Trails in Indiana.

As we close out 2014 and begin 2015, El and I wish all of you a very Happy New Year and hope that any problems you may have had in 2014 will have been solved, and that you're looking forward to the camping days coming up more quickly than you and I expect. We know we've got a lot of potentially mean, nasty weather predicted for this part of the Midwest. Keep warm and be careful driving (drive defensibly) as there are a lot of new drivers on the road who've never driven on ice and snow.

We again worked the Tampa, Florida RV show at the state fairgrounds. Several of you said hello as you walked by or stopped and talked with us at the Indiana Campground Owners' Association booth. Yes, we've been out of the campground business for five years but in 32 years of being with camping families and camp-ground owners/managers from all over the Midwest and beyond and we just can't let go. The camping families and campground owners have been just one big family, so we volunteer.

Thanks for camping with all of us over the years. These last five months we've tried to inform you about several camping clubs and hope you might look in to the possibilities of camping with one or more of the clubs. They all have a lot of advantages. If you have anything about camping you would like us to research and about which to write, just call us at: 260-637-3524 or e-mail us at: jmacnut@yahoo.com.

John and El McCory

LOG HOME CENTER
 Local distributor of
PERMA-CHINK SYSTEMS, INC.



Located 4 miles East of Noblesville on Rt. 38
 773-3268 or Toll Free 1-800-773-6223

Indiana Outdoors



by Joe Martino

Finding Yeti

Author's life has improved since discovery

Not very often do I write an entire column about a product. Unless I feel that the product is either exceptional or extremely substandard will I generally do so. Well I discovered a product that is truly everything it claims to be, and then some. Yeti coolers have been around for a little while and were an industry changer as soon as they entered the scene. Those that have used them will agree that when it comes to keeping things cold, there is simply nothing better than a Yeti. In situations such as back country hunting, for example, you will fully appreciate just how great Yeti coolers are – both for their ability to keep ice for days, and for their ability to keep bears out and literally take anything you can throw at them.

But their coolers are not what I am writing about today even though, they too, deserve an entire column in their own right. In this column I will sing the praises of the new Rambler Tumblers by Yeti. These things are truly amazing and are, again, industry changers. I know, you must be thinking, "How can something as simple as a travel mug be awe-inspiring? You must have a simple mind Martino." Well, I do, however, I asked myself this very same question until the day I burned my lip. That's right, I burned my lip – on coffee that had been in my Yeti Rambler for nearly an hour! That is unheard of with other tumblers. Heck, in any other container, you would be lucky if the coffee was still even fairly hot in an hour.

But the story does not end there. Yeti Rambler tumblers will keep your coffee, or any hot beverage, hot for plenty longer than that! When a guy at work heard me describe just how awesome these tumblers were, he was a bit skeptical. When he asked how a tumbler could work so well, my immediate reply was, "Dude, it's a Yeti." So, to cure his skepticism, I ordered him one.

On the day he received it, he paid me a visit later in the day, and with a smile on his face, stated, "You know, I filled it with hot tea at 9:30 in the

morning, and at noon it was still hot! It was everything you said it was, that's for sure!" Well, I'm glad that he knows I was not lying, geeesh.

To this day, he remains so impressed with his Rambler, that on the coldest, windiest day we have had yet this year (With temperatures in the single digits and winds gusting in excess of 30 mph) he informed me that he had inadvertently left his Yeti Rambler filled with hot tea in his car at 7:00 a.m. He grinned and said that he was not going to run back out to get it, but if it was not cold when he went out at lunch, he would be surprised given the conditions. Well, later that afternoon, he called me and said, "You know what, when I went to lunch at noon, the tea in that darn thing was still warm!" That says a lot. And the fact that a grown man cannot stop being mesmerized by it does also! So now we have both been telling everyone at work just how amazing these things really are. I hope everyone doesn't expect me to buy them one!

I have not tried drinking a cold beverage from my Yeti Rambler yet, but there is no doubt that it will perform every bit as well as it does with hot ones, after all, Yeti's slogan is, "Wildly stronger, keeps ice longer," and they mean it. Made from kitchen-grade 18/8 stainless steel with double-wall insulation, Rambler Tumblers are also BPA free.

If the wonders of this little tumbler sound too good to be true, get yourself one and see for yourself. Better yet, give them as gifts. Besides the joy of being able to sip their favorite hot or cold beverages all day long without worry, the recipients can enjoy one other added benefit of this gift – they can use it immediately and year-round – no waiting for a specific opportunity or season to use their gift!

It may seem like I am quite excited about how great I think this product is, but seriously, I am still amazed just how well my Yeti Rambler Tumbler works. It is mind-blowing to me how such a seemingly simple product can be taken to the next level. Sure, I may have a simple mind, but I do know a good thing when I see it, or get my lip burned by it.

Go to www.yeticoolers.com to get yours and to see their full line of products.



Yeti Products have always been known for unbelievable performance. Their new Rambler Tumblers are no different. They changed the way the author looks at travel mugs. (Author Photo)

Hundreds of Guns in Stock!



Guns - Muzzleloaders - Ammo - Crossbows - Targets

201 E. Main St. | Portland, IN 47371

260.766.1426

sales@1shotsports.com

Join our VIP Text Club for Special Deals

Text: 1SHOT | To: 40518

www.1ShotSports.com

Martino's **Inside Dining or Carry-Outs**
= *Italian Villa*

Restaurant & Lounge

"Homemade Goodness In Every Bite"

Real Italian Pizza • Full Menu



- LASAGNA
- PIZZA
- STEAK
- SPAGHETTI
- SANDWICHES
- SEAFOOD

11AM - 10PM MON - THURS 11AM - 11PM FRI & SAT

765-457-9181

1929 N. WASHINGTON • KOKOMO, IN

COUNTRY MART

Peanuts and Caramels have arrived stock up now!

Deer Trophy Rocks \$16.99

Don't forget we also have food plot blends.

Stop in today and our friendly staff will load your vehicle for you.

LOCATED AT 766 W. MAIN ST. GREENSBURG

(812) 663-6411

HOURS: M-F 8 A.M. - 5 P.M. / SAT. 8 A.M. - 12 P.M.

MANAGER Marvin Goodpaster

Joe's
All Natural Beef Jerky



Joe Martino

Direct: 765-434-8598

E-mail: joe@eatjoesjerky.com / Web: www.eatjoesjerky.com

2378 West 350 North, Kokomo, IN 46901



Victor R. "Vic" Jose III
 March 13, 1922 — December 5, 2014
 (Photo provided by Jose Family)

Victor R. Jose III
A Born Entrepreneur Has Left
A Gap in the Richmond Community
That can never be filled!
 by Ray Dickerson

Obituary information provided by
 Richmond Pal-Item and Doan & Mills Funeral Home

I was saddened when I heard the news that Victor Jose had passed away on Friday, December 5, 2014.

This writer remembers Victor R. Jose III. I owe him a great debt of gratitude for his giving me the chance of becoming an outdoor writer. My very first ever outdoor column appeared in The Graphic, Thursday, July 20, 1972 under the heading of "Outdoor Indiana." The title read, "Why Exhaust Yourself Driving To Recreation?"

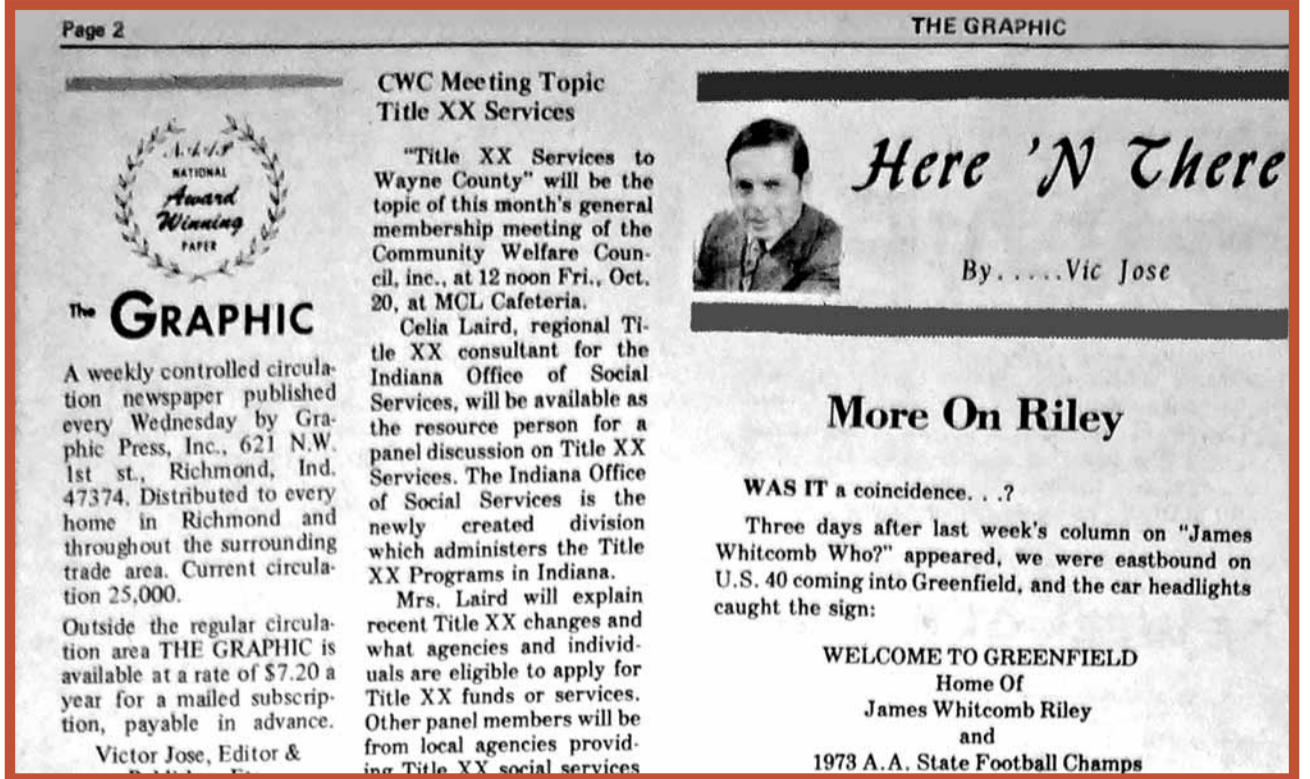
Vic wrote in a side-bar, "THE GRAPHIC is happy to bring readers Ray's varied comments. His articles will appear here from time to time."

I wish I had followed through a few weeks earlier than December 5, 2014, to stop at Friends Fellowship to see Vic and show him my December Gad-a-bout where I had written about him on page 16. But as I have done too many times lately, I didn't go see him.

Obituary:

Victor R. Jose III (Vic) died peacefully in his sleep on Friday December 5, 2014, at Friends Fellowship Community in Richmond, Indiana. He was living there with Faye, his wife of over 70 years.

Vic was born on March 13, 1922 in Indianapolis, Indiana, the second of three children for Victor R. Jose, Jr. and Amy Elliott Jose. He was



A photo of page 2 of The Graphic on Wednesday, October 18, 1978, Vic's column "Here 'N There." This was the only page 2 I could find in my file with Vic's column on it. (Photo of Vic's Column by Ray Dickerson)

the surviving member of his family, including older sister Amy McCuen and younger brother Elliott Jose.

Vic was proud of his heritage and his parents' active support for and involvement with the art, music, literature, and educational culture that filled their Irvington neighborhood and Indianapolis community. His mother helped organize Orchard School, and his father was a lawyer that provided wise legal and business guidance to many individuals and organizations, ultimately serving as the Marion County Assessor able to bridge sharp political divisions. Vic's family struggled through the Depression, and a wealthy friend paid for him to attend Orchard starting in 4th grade (taking a space vacated by Kurt Vonnegut, a friend with whom he would closely connect in High School and throughout life). Vic graduated from Shortridge High School in 1940, proud of the excellent college-prep education he received and his opportunity to work on the Echo, the only high school daily newspaper in the country.

Vic went to Swarthmore College outside Philadelphia, and soon met Faye Stewart. Their relationship blossomed and they were married on June 3, 1944. Vic graduated early so that he could join the Navy, in which he served as an officer aboard boats that accompanied and protected larger transport ships and battleships. Following the end of the war, Vic and Faye moved to Evanston, where Vic received a Master's Degree in Journalism. While living there, Vic worked for the prestigious Chicago News Bureau and oldest child, Cindy, was born. Following three years in Evanston, Vic and his young family moved to Logansport, Indiana, where he took a job on the local daily newspaper and sons, Sandy and Jim, were born. After three years in Logansport, the growing family moved to Richmond in 1951, where Vic worked initially for the local daily newspaper and youngest son, David, was born. Richmond would become Vic's adopted community, and he devoted 63 years of love and commitment to its business, educational and civic life.

After a few years at the daily newspaper, Vic's urge to operate his own newspaper took over.

Despite having a large young family, he started the West Side Enterprise as a free circulation weekly newspaper serving the west side of Richmond. Within a few years the newspaper was renamed as The Graphic and expanded to covering all of Richmond as well as other communities in Wayne County and western Ohio. The Graphic distinguished itself as an outstanding example of how a weekly free circulation newspaper could compete by providing good community-oriented reporting, informative columns and opinion pieces, and information about garage sales and classified advertisements. It received many national awards from the National Association of Advertising Publishers, for which Vic was a major national leader. Vic was proud of what The Graphic meant for the Richmond community, and how it elevated local businesses, schools, institutions, and individuals. Vic could also be "determined" (a trait that he inherited from his "free thinking" ancestors that fled oppression in Europe), and was not deterred from expressing his opinion in his weekly "Here and There" columns, including a series about the utility companies in the aftermath of the great downtown explosion of 1968. He was concerned when the NAAP trade association started to accept membership from daily newspapers, so he led a group of like-minded weekly newspapers to establish the Independent Free Papers of America.

Vic's devotion to Richmond extended well beyond The Graphic. He was an active member of Kiwanis for almost 60 years. He helped transform the Wayne County Foundation to focus on educational initiatives to help improve the quality of education for all residents of the county. He was a long-time behind-the-scenes supporter of the Salvation Army, because "they do good work". He was an organizer and active within the area Chamber of Commerce, and regularly supported initiatives for economic development.

Most importantly, Vic would see the long-range impact of issues facing the community. This led him to pursue three initiatives well past his "retirement". First, he worked to encourage local business throughout the city to "adopt" the public

CONTINUED ON PAGE 16

Lakeview restaurant

Bring This Coupon In For 20% Off Any Adult Meal!!

1219 National Road Cambridge City, IN 47327
 765-478-3661

Follow us on facebook

Dine In, Carry Out, Catering, Event Room Available
Serving Broasted Chicken — Cod Fillets — Daily Specials & Home Cooked Meals

Hours: Mon - Thur 11 am - 7 pm / Fri - Sat 7 am - 9 pm / Sun 8 am - 3 pm

COUPON GOOD THROUGH MARCH 31

We Value Your Trust and Confidence

405 E. Main St.
 Centerville, IN
 855-5342

Mills Funeral Home
 www.doanmillstfuneralhome.com



On Sunday, December 14th I attended the Jose family reception held in the Friends Fellowship Community room. While there I asked if I could get a photo of all of the family members present. Those not present for the photo are listed at the end. Front Row L to R: Standing - Lorelei Jose and Reina Jose, Sitting in chair Faye Jose and Kneeling Rebecca "Becca" Jose. Second Row L to R: Standing - Ann Rollins Jose, Derek Jose, Rachel Blum Jose, Cynthia Jose, Connie Jose and Alida Jose. Third Row L to R: Standing - Jim Jose, Sarah Magnuski, Hank Magnuski, Sandy Jose, Mimi Lepreau Jose and David Jose. Family members not in photo: Nick Magnuski, Kristie Magnuski, Everett Magnuski, August Magnuski, Daniel Jose, Alex Jose, Mathew Jose, Evan Jose and Ian Lovell. (Photo by Ray Dickerson)

CONTINUED FROM PAGE 15

school in their neighborhood. Second, over ten years ago he read early studies about the critical importance of reading skills by third grade. As a result, he enlisted local businessman Rick Ahaus and they raised over \$150,000 from a multitude of sources to start the Third Grade Academy, a "literacy boot camp" during the summers to assist all third grade students not reading up to standard test score levels. This is serving as a model for similar initiatives in communities throughout the country. More recently, Vic's research in his late 80's revealed that children are dramatically affected by the extent they are read to each day from birth to age 5. This led Vic and Rick to the establishment of the K-Ready program to encourage collaboration between the local hospital and health care agencies along with religious and educational institutions to support their program to get books and reading materials into the hands of all young families.

Vic's death leaves a large hole in the Richmond community for which he devoted so much time and effort up to his final day. His legacy for the community is well-established, and he received many awards from the community, ranging from the Chamber of Commerce to the Wernle Youth

and Family Treatment Center. His legacy is also represented and survives through his wife, Faye, and their four children Cindy (husband Hank, children Nick/Kristie and Sarah, and grandchild Everett), Sandy (wife Connie, children Derek/Rachel, Becca and Alida, and grandchildren Lorelei and Reina), Jim (wife Ann and children Daniel and Alex), and David (wife Mimi, children Matthew and Evan, and grandchild Ian).

Memorial service for Victor R. Jose was held at 10:30 a.m. Saturday, December 13, 2014, at First Presbyterian Church, 100 North 10th Street, Richmond. The Rev. John Hollis and Rev. Dr. Russell Haitch officiated the service. The family received friends following the service. There was a reception held in the Community Room at Friends Fellowship Community at 1:00 p.m. Sunday, December 14, 2014. Arrangements were handled by **Doan & Mills Funeral Home, 790 National Road West, Richmond.**

Memorial contributions may be made to: **The Third Grade Academy**, 33 South 7th Street, Richmond, IN 47374; **K-Ready**, 33 South 7th Street, Richmond, IN 47374; or a **charity of your choice**.

Condolences may be sent to the family via the guest book at www.doanmillsfuneralhome.com.

"Vic Jose as I knew him" He gave me the chance of Becoming an Outdoor Writer

by Ray Dickerson
Publisher of The Gad-a-bout

This past November when I wrote the article about Sherry and I visiting Nashville, Indiana I had mentioned Vic on page 16 in the article about the Lawrence Family. I told Dick Lawrence about Vic giving me my first ever opportunity to be published in his newspaper, The Graphic. Jack Vallandingham, former Publication Manager at The Graphic, recently had told me Vic and Faye was both living at Friends Fellowship Community. I thought about visiting them and showing Vic the article. Unfortunately I waited too long.

The day of his funeral, December 13th I was in northern Indiana delivering the January Gad-a-bout. I sent flowers on Thursday after returning from Columbus, Indiana.

When I got home, Sherry told me Vic's family was having a reception on Sunday at the Friends

A-1 LOCK & SAFE SHOP

765-966-2597

Tri-County Awards

765-966-0757

SignGrafX

765-962-3636

1001 South "E" Street, Richmond, IN 47374

War souvenirs
See Miles or Sharrie

612 North A Street, Richmond, IN 47374
Bus. (765) 966-0417
1-800-686-2769
hhq313arty@frontier.com

GLOVES-WOOL-BLANKETS-PINS-PATCHES-BOOKS-BELTS-KNIVES-INCENSE-AND LOTS MORE

C&C Webster Store & Village Post Office

Webster, Indiana
765-962-3293

LIVE BAIT & TACKLE
GROCERIES - PICNIC SUPPLIES
LUNCH MEAT - SOFT DRINKS
ICE - SNACKS & GIFTS

STAMPS - PRIORITY MAIL BOXES & ENV.

PROPANE TANKS
\$19.99 + TAX
WITH EXCHANGE



Publisher Victor R. Jose as I remember him at work in his office. Photo at right depicts three of the publications he published while I was still appearing in them. See explanation of photo at the bottom. (Photo provided by Jose Family)

Fellowship Community room. I went and paid my respects to Faye Jose and her family. (See family photo on page 16)

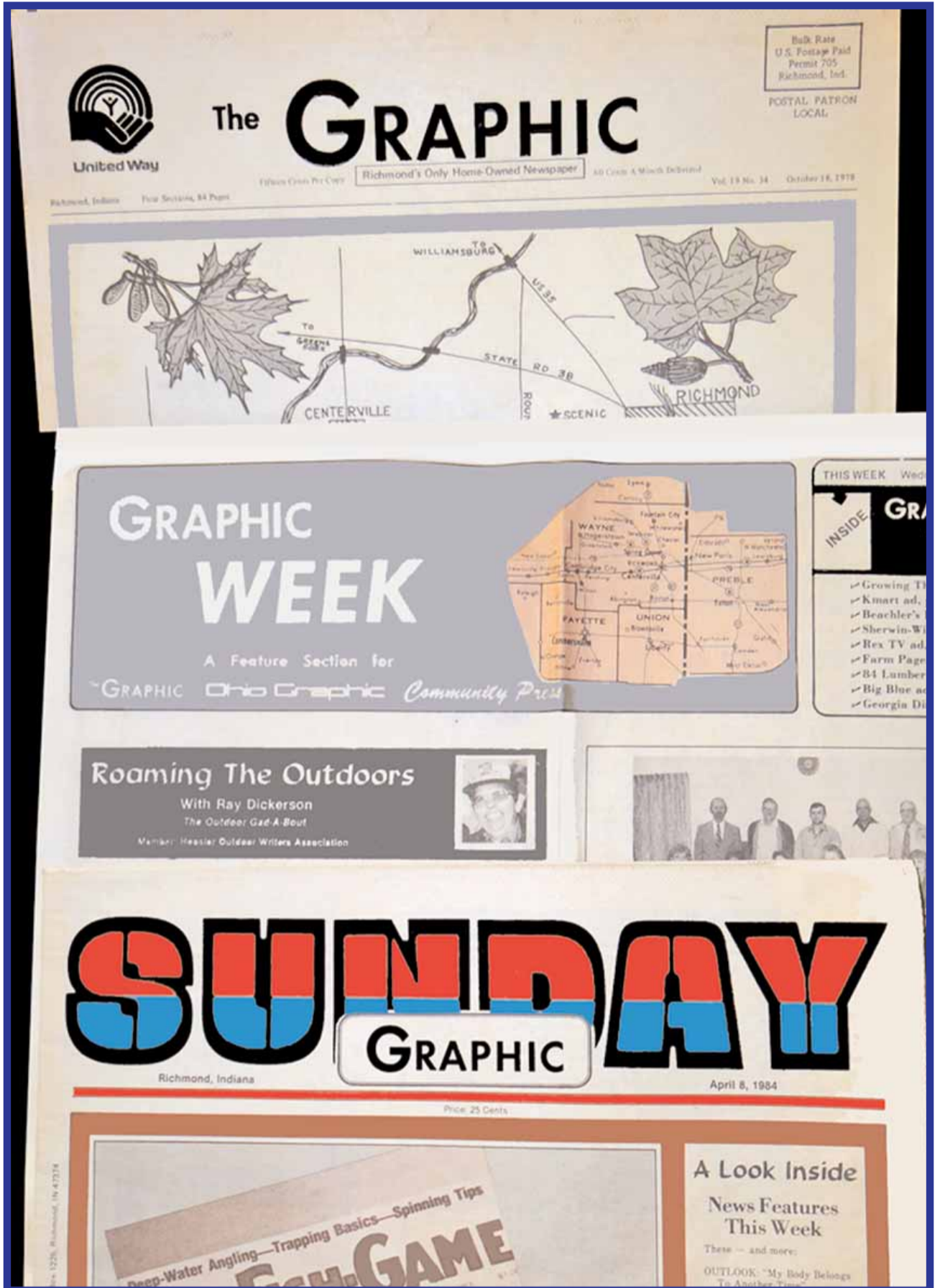
I want to give you a little background information on how I met Vic Jose the first time and the role he played in putting me on the road to publishing. I'm going to start from the beginning so some of you readers who have asked me in the past why I publish The Gad-a-bout, you will know after reading this article.

I never really aspired to be a writer of any kind. Edna Pickett, my English teacher in High School tried her best to get me to write short stories. To appease her I wrote two World War II type fictional short stories. They were terrible! I actually still have the one I wrote about a Navy Aircraft Carrier, believe me when I say it wouldn't win any awards.

I have just about every article and letters to editors I ever wrote. I even kept the ones Don McBride chastised me in The Graphic when we both appeared in it. But that's another story.

I graduated from Centerville High School in 1959 with no particular plan on what I would do after graduation. Back then though the U.S. Army was drafting graduates fresh out of high school. So I joined the U.S. Air Force and spent the next 4 years in Texas, England and New York. I attended a Technical School for learning to be a Inventory Management Specialist. I was honorably discharged in October 1963. After arriving home dad and I resumed our fishing and hunting when he was home. The rest of the time I visited with some of my former Air Force buddies who lived within driving distance. I also traveled to Indianapolis to see what the qualifications was to become a Indiana Wildlife Biologist. I had made an appointment to talk to the Executive Director of the DNR. He told me I would have to get a college degree. I had no plans for attending college so that was that.

The first place I applied for a job was the Palladium-Item daily newspaper in Richmond. They had an ad in their paper for a Sports Writer. Unfortunately for me I didn't qualify. They wanted



Shown here in this photo are three of Vic Jose's publications. I have kept about every column I've ever written, if I hadn't, I wouldn't have had these copies. The Graphic at the top is a copy of the October 18, 1978 edition. I kept this copy because I drew the map on the front cover, it was entitled Whitewater Valley Scenic Fall Route. A copy of the Wednesday, April 4, 1984 "Graphic Week" is in the middle of this photo. My "Roaming The Outdoors" column appearing in this edition was about rainbow trout, the Buffalo Riders and Brookville Lake. At the bottom is the April 8, 1984 Sunday Graphic, I did a feature article on Wayne County artist Mike Matherly. Mike had achieved national recognition as a wildlife artist on magazine covers including this May 1983 of Fur-Fish-Game. (Photo of Covers by Ray Dickerson)

someone to write about basketball, baseball, football, etc. I was hoping they were looking for an outdoor writer - hunting, fishing, etc. I worked at Ford's Grocery beginning in 1955 after school, didn't have time for sports.

So I took a clerical job at Adam H. Bartel Wholesale House on North "E" Street in Richmond the early part of December 1963.

I worked during the day and spent a lot of my free time fishing and hunting. The Brookville

Lake was being built at that time too.

In 1965 I applied for an Indiana Conservation Officer position, the DNR Director had given me information on the vacancies. The testing was held at the Indiana State Fairgrounds there was 440 applicants wanting the dozen or so vacancies. We all filled out the applications took a test and waited at home for a letter telling us to come back. I got a letter but it informed me I wasn't picked.

CONTINUED ON PAGE 18

JoAnn's Cafe
 723 S. 5th Street
 Turn right off "G" St. Bridge
 Richmond, IN 47374
 765-935-2528

Dine In or Carry Out

Introducing James & Michelle Miller as New Owners

Monday thru Friday 6:00 am to 6:00 pm
 Saturday 6:00 am to 2:00 pm

**Daily Homemade Specials
 Breakfast & Lunch "Served All Day"**

Riggle-Waltermann

MORTUARY, INC.
 32 SOUTH ELEVENTH STREET
 RICHMOND, INDIANA 47374
 PHONE (765) 966-7684

**N.F.D.A.
 I.F.D.A.**

www.riggle-waltermann.com

WESTSIDE STORAGE


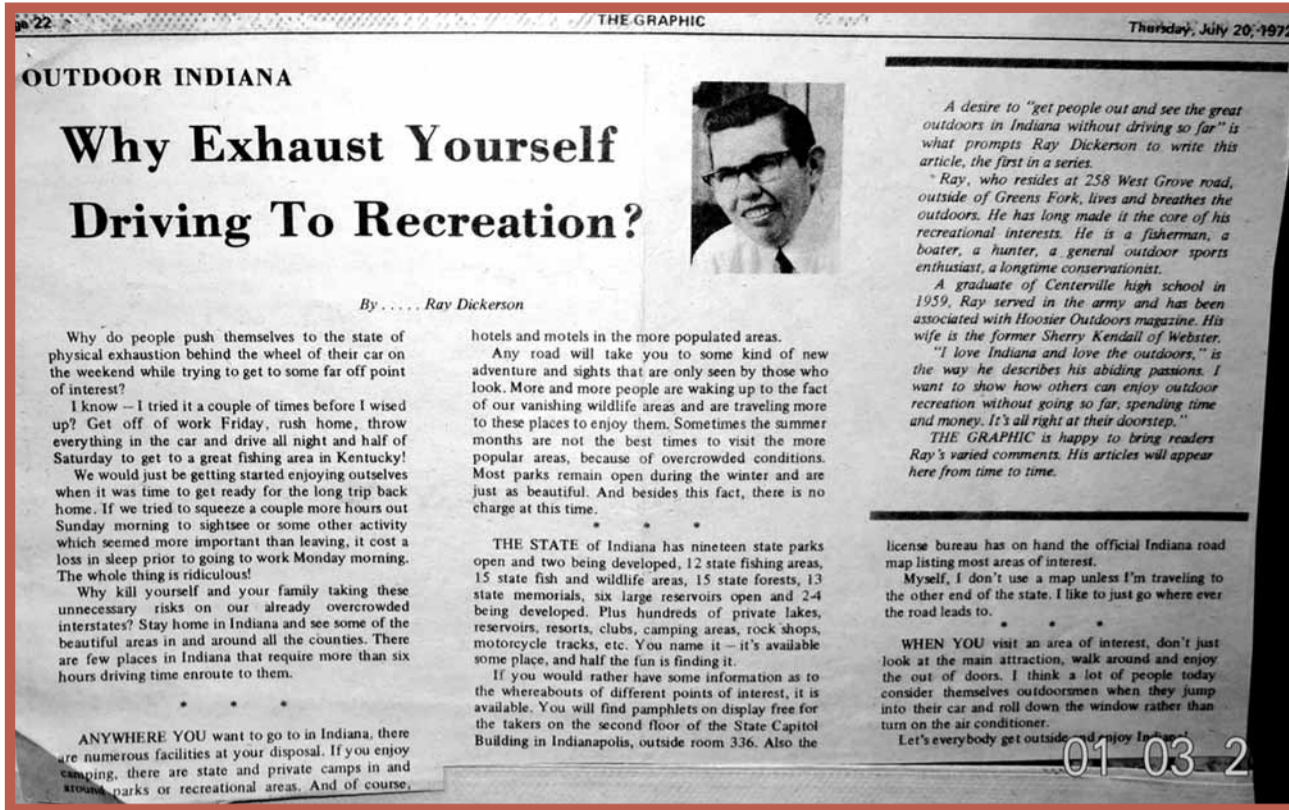
Commercial Residential
 Open 7 Days A Week
 All Drive Up Units

OFFICE 900 FEET
WESTSIDE STORAGE

(765) 962-5778
www.wsrichmond.com

Local Owners on Site
 401 Porterfield Ave., Richmond, IN 47374

WATCH FOR SIGN



The very first article written by Ray Dickerson appeared in The Graphic on Thursday, July 20, 1972, thanks to Victor R. Jose III, publisher of The Graphic. Above is the original article. Photo of clipping by Ray Dickerson

This is a copy of the cover of the first Whitewater Valley Gad-a-bout printed at the Graphic Press in July 1973.

CONTINUED FROM PAGE 17

I left Bartel's and took a Inventory Control job at the Richmond Baking Company in December 1965 that I read about in the paper.

In 1966 I met a pretty young girl on a blind date by the name of Sherry Diane Kendall. Sherry and I were married July 1, 1967.

The spring of 1968 the DNR had another testing for Conservation Officer positions. This time there was 660 applicants wanting the dozen or so vacancies. I got that form letter again.

In August 1968 I took a job as a Yard Clerk on the Penn Central Railroad in Richmond.

In the summer of 1970 the DNR had another testing for Conservation Officer positions. This time there was nearly 700 applicants wanting to be the 23 picked for the thirteen vacancies. This time I got a letter telling me I was one of 23 applicants to attend the Conservation Officer Candidate school at McCormick's Creek State Park. I took a leave of absence from Penn Central and attended the school.

Unfortunately I and nine others didn't make it.

I applied again in 1971, they had another Conservation Officers school, except this time I was told at the outset I would be too old at the time of graduation in May. I would be 30 years old in April. A new age limit of 30 had been established.

I resumed my Penn Central Railroad job until they filed bankruptcy early in 1972. When I was bumped out at the Richmond Yard Office I found work with several Security Guard companies, Wackenhut, Pinkerton and National Detective.

During my time with Penn Central Railroad I began writing letters to the Editor of the Palladium-Item and The Graphic, on a myriad of subjects. One day I read a letter in the Palladium, entitled "The Wanton Killing of Deer by hunters." Her letter struck a nerve in me so I fired back a letter giving her both barrels, so to speak. I still have her letter.

It was right then, that I wanted to write more than just letters to the editor.

In the summer of 1972 I stopped in at The Graphic and asked to talk to the publisher, Mr. Jose.

I was directed to his office on the second floor.

He greeted me and asked what it was that I wanted to talk to him about. I told him I wanted to write about the Indiana outdoors and why. I explained to him my efforts to qualify for a Conservation Officers position on four occasions 1965, 1968, 1970 and 1971, to no avail. I also told him of the need for somebody to put information in his paper informing the public about hunting seasons, fishing information and the many opportunities awaiting residents and visitors to visit Indiana state parks, reservoirs and other attractions in the state.

Mr. Jose pondered my request. He first told me that writing a column was not like writing a letter to the editor. Once you take on the responsibility of a column you have to write something each week without missing one. It is a responsibility to your readers. He asked, "Can you do that?" Of course I said yes. He told me he would think about it and get back to me. So I left, just happy that he had actually talked to me, I had at least got my foot in the door.

I can't remember if he called me or sent me a letter, but I went to his office and he told me I could drop off one and he would put it in when he had space for it.

So began the beginning of my being an outdoor writer in The Graphic. I appeared every now and then. I remember the day I picked up the first copy my column appeared, Thursday, July 20, 1972. I got several copies to give to friends.

I had one problem that arose rather quickly in my mind, anyway. Because my column on appeared now and then timely articles got published when they weren't timely anymore or some important articles to me didn't get published. Probably one of my most detrimental attributes is being impatient, even still today.

So one day early in 1973 I told Vic that I wanted to publish my own outdoor publication and wanted to know if he would print it for me. He kind of looked at me seriously, then said he would.

I called it the Whitewater Valley Gad-a-bout - sounds familiar doesn't it? My sister, Kathy, said I should call it that, since all I did was gadabout all the time.

What did I know about publishing a magazine, zero! But I did major in art in high school and had taken a Purdue Extension course in drafting in 1967. Also I had enlisted the help of Joel and Carol Rhodes, publishers of the Centerville Crusader who helped me with some of the mechanics of the layout.

I really didn't have to worry too much about it because what I didn't know Vic and The Graphic employees willingly helped me lay out a 16 page 7.75" x 9.75" version. They inserted the photo mats and sent the layout to camera for the plates to be made. Then they set up a time for it to be printed on the Graphic Press sheet fed printers.

Once printed all I had to do was figure out how and where to put the copies.

The Whitewater Valley Gad-a-bout sold for 25¢ from metal wire counter top stands that I distributed where ever I could talk businesses to sell them. It was a Bi-monthly publication, 6 issues per year.

I bought 750 wire racks from Stevens Wire to display them on and eventually had it handled by news dealers in Richmond, Cincinnati, Hamilton, Louisville, Bloomington, Evansville, Indianapolis, Fort Wayne and Niles, MI.

In 1975 I changed its name to the Outdoor Gad-a-bout so I could put it out further. I had big plans. I discontinued the publication with the 1978 June-July issue. It was just too expensive to produce.

I went on appearing in The Graphic more often this time and was able to write for other publications including Midwest Outdoors, Hoosier Outdoors, the Brookville Explorer, Democrat and American. Vic had started putting my column in the Graphic Week, the Sunday Graphic and the Community Press.

In 1990 I got an itch to publish again, only this time I used my previous experience to figure out a way to make it cost less, come off the press ready to hand out for free and sell enough advertising to pay all the expenses.

So here I am going into my 25th year of publishing The Gad-a-bout.

I wonder what would have happened if Vic had said no?

Matt's Custom Guns
 Hours: Monday - Friday 9 am - 5 pm (Other hours by appointment)

Guns - Ammunition - Scopes - Accessories
 Custom Target & Hunting Rifles - Specialize in Reloading Supplies
 Gunsmithing - Muzzleloading Guns & Supplies

Authorized Dealer for Freedom Arms, Dakota Arms, Nesika, Kimber, HS Precision & Dillon Precision
 3762 N CR 450 E, Connersville, IN 47331
 Ph: 765-825-3418
 Email: mattscustomguns@yahoo.com

ANIMAL HOSPITAL OF CENTERVILLE
DR. FRED PHILIPS
 1100 EAST MAIN STREET
 CENTERVILLE, IN 47330

TELEPHONE: (765) 855-1450
 TOLL FREE: 1-888-860-8253

EMERGENCY SERVICES AVAILABLE

Plan your Indiana adventures at

www.INDIANAOUTFITTERS.com

INDIANA'S ONLINE OUTDOOR RECREATION GUIDE

Link up to us at www.INDIANAOUTFITTERS.com

Find all the info you need
with this **FREE**
Indiana Trip Planning Website!



Where do you want to go
this weekend?

Visit **www.INDIANAOUTFITTERS.com**



FREE! Indiana Cabin Rentals Guide
www.IndianaCabinRentals.com



Now finding cabin rentals is easy.

Use a clickable map of the state to find a rental cabin!



Looking for lodging with a hot tub?

Want a place by the water?

Find traditional log cabins, historic cabins, floating cabins, camping cabins, and unique rental homes throughout Indiana.



Why settle for a stuffy hotel room when there are options like this?

Rent your own private cabin!



Want a secluded cabin with peace & quiet?

Want a cabin near the heart of the action?



Need a pet-friendly cabin?

Want a basic camping cabin without all the frills?

www.IndianaCabinRentals.com

Find specials, pictures & links to cabin rentals around Indiana



Our guide for the day Sean Hawkins and Myself with a couple Crappie. (Photo by Ron Bilbrey) Walter and Myself with a few fish caught on Lake of Egypt. (Photo by Ron Bilbrey)

Indiana Slab Masters



by Ron Bilbrey

Fishing for Black Crappies in Lake of Egypt near Marion, IL

Typically in these articles I try to cover mostly Indiana Lakes and Reservoirs even though I fish several states throughout the year, in 2014 I purchased fishing license in five states. One of those being Illinois where we fished a super event on Lake of Egypt, a power plant lake located south of Marion Illinois. It was at this tournament that I met, Sean Hawkins, Owner of Crappie Addiction guide service. We talked a couple times this past year and Sean told me if I wanted to catch good fish wait until the weather turns bad and the colder the better. This past week although not really bad weather, temperatures were to drop into the twenties and both Sean and I were off on the same day. I called my buddy Walter to see if he was available to go and we quickly had a plan to go

fish with Sean on December 31st. We met up with Sean at the pyramid acres ramp at 7 am and quickly got into our cold weather gear as Sean launched his 20 foot Skeeter. His plan was to chase schools of roaming Black Crappie throwing cork and jigs into the schools to catch the aggressive feeding fish. Not my usual style of fishing but up for the challenge we headed to our first spot about half a mile from the ramp. After about fifteen minutes with no bites we headed to a second spot closer to the power plant and in warmer water. Ten minutes into the second spot I landed our first crappie a 1.25 lb black crappie that fought like a largemouth and almost swallowed my Crazy Angler Little Rascal jig. We pulled two more nice fish from this spot and only after about fifteen minutes with no bites that Sean said it was time to move as the school had moved out. As we pulled up short of our next spot and idled in Sean pointed out several schools he was marking on his Humminbird 1197 and explained these fish were suspended over deep water and that he considered them non catchable or hard to catch



Two of our biggest Black Crappie caught December 31st both were over 1 1/2 lbs. (Photo by Ron Bilbrey)

fish and that he never targeted these fish, he only looked for the aggressively feeding crappie. We fished several spots and boated a few more nice fish prior to pulling into a small cut with what looked to be a weed bed in the shallows. Sean pointed out that we had lost the wind and the water was almost dead calm and that we should switch to our second rods which he had already rigged with 1/32nd ounce jigs and no corks. He instructed us to throw towards the weeds and let it sink slowly before swimming it back to the boat meanwhile he was vertical jigging a school directly under the front of the boat. I don't remember if it was my first or second cast that I felt the slight twitch on the jig and then the unmistakable feel of a heavy fish when I set the hook, again this fish felt like a largemouth fighting to stay away from the boat. When the fish surfaced about twenty feet from the boat I was sure this was a two pound fish and quickly grabbed the frozen net that stuck to the floor of the boat. The black Crappie weighed in at 1.96lbs on a hand held scale and is a fairly common fish for this lake. Although the lake map for this lake says the dominate crappie in this lake are White Crappie there are a large amount of Black Crappie also and each can be targeted differently throughout the year. The bite slowed around noon so we headed back to the ramp for a quick lunch and something to drink.

After lunch we headed back out and conditions seemed to be getting better with a north west wind picking up just enough to put a slight ripple back on the water, we went back to the cork and jig letting the wind and ripple bounce the small corks up and down giving the jigs below just enough movement to entice the crappie to take off with them. The afternoon bite was a little better and we moved from spot to spot picking up a couple fish from each one. After a couple hours we returned to our morning starting spot and the crappie had definitely moved in, we hit one small school and boated 4 good fish on 4 casts these fish were aggressive and had no problem making the small corks disappear below the surface of this clear water lake.

We did not keep track of who caught what but Sean kept us on fish all day even when the crappie



S&S Bait + Tackle
(Salamonie Reservoir)

- Bait • Tackle • Soft Drinks • Ice
- Snacks • Picnic Supplies • Firewood
- LP • Camping & Outdoor Equipment
- Honey Bee Products • More


Owner: Steve Chenoweth
Monday to Saturday 6:00 a.m. -10:00 p.m. Sunday 7:00 a.m. to 7:00 p.m.
8975 W. 600 S (Jct. Hwy 105 & 124) Andrews, IN 46702 / Ph: 260-468-2551
Website: www.sandsbaitandtackle.com




SS Chenoweth
LED Emergency Vehicle Lighting

Feniex - Inovation At It's Brightest
Police • Fire • Emergency • Oversize Load
Farm • Construction • Highway



Perch  Smallmouth

GUIDED CHARTERS ON LAKE ERIE
WALLEYE
April Through October
Fishing the Western and Central Basins of Lake Erie-Ohio and Canadian Waters
Three Fully Equipped Boats
Two 32 ft. Blue Hills - 28 ft Bertram
LICENSED GUIDES
SPIN CAST - DRIFT FISH
Boytim Charter Service
Ned Boytim
502 E. Main St., Marblehead, OH 43440
(419) 798-5445
Toll Free 1-877-798-5445
"Over 50 Years Experience"
www.walleye.com/boytim.htm

would slow there was always the excitement of a 2 or 3 lb bass running off with your jig. We ended up with 41 nice crappie 35 of which were probably over a pound and 4 or 5 bass over two pounds. I am already planning my next trip back to Lake of Egypt and will also be fishing a Crappie USA tournament there in March of 2015. If you are getting cabin fever and looking for a place to fish in the winter months give Sean at Crappie Addiction Guide Service a call he will not only put you on fish he will explain what he is looking for in finding these black crappie schools. For info you can e-mail Sean at crappieaddiction@yahoo.com or contact me at bilbreyron@aol.com and I can put you in touch with him.

Tight Lines Everyone
Ron Bilbrey

Great Lakes of the Wabash River - Fishing News



by Ryan Pershing
Mgr of Bozarth Country Store

Come Visit the Salamonie Reservoir

As we sit here in the dead of winter dreading the coming weeks of the cold dark days, we can take solace in knowing that the spring season will be here before we know it and that now is a great time to start thinking of places to visit when the warmer weather does arrive. And when deciding of places to visit I hope you give the Salamonie Reservoir property a lot of consideration as a potential destination for you and family or friends. Located in Wabash and Huntington Counties, the Salamonie Reservoir contains over 12,000 acres of available land and water (2,655 acres of water) and is a great place to visit when looking for a place to enjoy albeit with the family or just a day to get out and test your luck at hunting or fishing.

Before I share with you the many opportunities here at the Salamonie, I would be remissed if I left out the possibilities that present themselves here in the winter season. First and foremost, if you like to get out in the snow and have a snowmobile then you would be excited to know that there are 40 miles of trails available for snowmobilers. These trails take you around the Salamonie Reservoir and provide many scenic views overlooking the lake. Before making the trek to ride these trails you must check to see if they are open for use and to do this you can go to the Indiana Snowmobilers Association website.

Another option for the avid outdoorsman would be to take the opportunity and go ice fishing. As always be sure to check the ice and make sure you have enough good ice and if the conditions are right you can plan on catching a nice mess of crappie to take home for a fish fry. This is also a great time for an opportunity to see a bald eagle. Many times in the past several weeks I have driven across the Salamonie Dam and witnessed the beautiful soaring eagles flying high over the outlet of the dam. This is truly a great time to capture one of

nature's beauties! If you are really interested in seeing these soaring eagles and don't know where to find them then you might want to consider signing up for the "Eagle Watch" which is a program through the Upper Wabash Interpretive Center. On February 14th and 15th you will meet at the Interpretive Center at 3:00 p.m. and they will take you to well-known eagle spots. For more information you can call (260) 468-2127.

Now that I have talked a little about cold weather opportunities it is now time to turn our attention to the abundance of opportunities that are available once we get to the spring, summer and fall seasons. But first, we must remember that the Salamonie Reservoir, along with the Mississinewa and Huntington Reservoirs, are flood control lakes so there is a strong possibility the lakes could be flooded hence presenting the chance that several of the activities I'm going to mention will not be available. With that being said it is always a good thought to call ahead before visiting to check the lake conditions.

With the previous mention of the 12,000 acres of land and water that make up the Salamonie Reservoir property, I will state some of the obvious activities which include: boating, fishing, hunting, and swimming. There are five boat ramps on the property that allow you access to the lake to enjoy these fun and exciting times. While fishing the Salamonie you can plan to catch crappie, bluegill, bass, catfish, and if you're lucky even a walleye. If looking for available hunting ground then look no further as this property provides several different hunting sections all open to the public. To hunt on the property you must have a valid hunting license and sign-in at a hunters sign-in station located throughout the property. Deer, squirrel, rabbit, and raccoon are some of the popular animals hunted here. When the first of April rolls in you will begin seeing several cars lined up around the reservoir. The reason for this is the search for the "oh so delicious" morel mushrooms, and yes they are around here!

If hunting and fishing doesn't interest you but you still like to be in the outdoors then you must take a break to come experience a weekend of camping at the Salamonie. There are 245 modern sites, 38 at the Apple Orchard, and 50 Horseman campsites at the Lost Bridge West property along with 15 horseman sites and 21 primitive sites available at the Salamonie River State Forest. There is also a designated area with 7 youth tent sites. You will have access to a beach, handicap ramp for fishing, basketball, hiking, biking and many other enjoyable opportunities. There is a full service marina called Pirates Cove that offers boat, canoe, and kayak rentals and while there you can't pass up a chance to feed the carp! You will also want to take some time and visit the Upper Wabash Interpretive Center. They have live animals, interactive reservoir exhibits, a children's room, and natural and cultural history exhibits.

As discussed previously, the Salamonie Property does have Horseman campsites and the reason for this is the property is directly connected to trails for them to ride. Throughout the state of Indiana there are not many public trails available to horsemen so this gives one a great opportunity to enjoy a night of camping as well as enjoy a trek around the edge of the lake property.

CONTINUED ON PAGE 27



www.bnmpoles.com



www.driftmaster.com



www.crazyanglertackle.com



www.thesportsmansshack.com



www.jiffyjigs.com

MIKE CLEVENGER 765-642-GUNS
Owner 642-4867

CRACKSHOT GUNS

BUY • SELL • TRADE
GUNSMITHING

715 East 53rd Street
Anderson, IN

Bozarth Country Store

On The SALAMONIE RESERVOIR

Fishing Tackle		LARGEST Selection of Cast Iron
Hunting Equip		2015 BOZARTH CRAPPIE TOURNEYS
Camping Supplies		Sat May 2nd / Sat June 6th
Boating Equip		Sat August 29th / Sat September 26th
Save BIG		Annual Spring Fishing Tackle Sale
		Sat March 7th to Sun March 15th
		For Info Call Ryan 765-981-4522

SEASONAL CAMPSITES AVAILABLE
Seasonal Rates - Full Hookups
"SIGN UP NOW"

1 mile east & 1 mile north of Lincolnville

We Have A Large Breakfast & Sandwich Menu

Campstore / Grocery	Hunting Check In Station
Fishing Tackle, Live Bait & License	Banquet Room w/Kitchenette
Camping & Hunting Supplies	Arcade Game Room
Cold & Hot Drinks	Showers (All Year)
Ice - Pizza - Sausage - Hot Dogs	Boat Storage (Inside)
Snacks & Sandwiches	LP Gas Refill Station

765-981-4522
7309 East 400 South
Wabash County
Lagro, IN 46941

We Proudly Carry Bass Pro Products
Save on Shipping

Open All Year - 6:00 AM to Dusk


BARTON'S BAY BOAT STORAGE & SERVICE

10055 SR 101, Brookville, IN 47012 Phone/Fax 765-647-5647
E-mail: bartonsbay@bartonsbay.com / Website: www.bartonsbay.com

RESERVE YOUR STORAGE FOR SPRING NOW!

\$80.00 AND UP

OUTSIDE STORAGE \$25.00 PER MONTH



Picture of Vampir NV device on Strumgewher 44 rifle. At that time infrared light was called "Black Light" and much later was reserved for Ultraviolet lamps] (Author Provided Photo)



Picture of Ferro 51 GEN 0 binoculars with infrared light source. From "The history of night vision" - <https://www.armsight.com/night-vision-academy/night-vision-history/> (Author Provided Photo)

Random Notes from:
Prairie Wolf Gun Repair



by Marshall Smith
Owner/Gunsmith

Night Sights and Night Vision Optics

Last month's article discussed using a Holograph on a shotgun. That started a conversation which led to a discussion on the night vision optics available today. I know I'm certainly not an expert on night vision technology, but I investigated, and found some very interesting facts which I'll try to pass on to those who may be thinking of buying a night vision device.

Night vision equipment classifications of image intensifiers.

Generation 0 – First developed in Germany in 1935 and required an infrared illuminator or search light for operation. It operated best in infrared conditions and was designed for long-range viewing (600 meters) with magnification. Electron acceleration enabled the necessary gain to be achieved. Some were developed, tested, and mounted on Panther tanks and the Vampir on the Strumgewher 44 rifle by German troops.

The U.S. Military also developed the The M1

and M3 infrared night sighting devices, also known as the "sniperscope" or "snooperscope", were introduced by the US Army in World War II, and also used in the Korean War, to assist snipers. They were active devices, using a large infrared light source to illuminate targets.

Generation 1 – The Gen I did not need an infrared illuminator for operation. It operates best during normal ambient light conditions and was used to great success by American troops during the Vietnam War. Starlight scopes were designed for many military, professional and home uses. Light magnification of up to 1000x provided a decent picture but was limited in distance of view.

Generation 2 – Gen II contains an improved image intensifier called a micro-channel plate resulting in a much brighter image, especially around the edges of the lens. This resulted in increased illumination in low ambient light environments, such as moonless nights. Light amplification is around 20,000x. Gen II NV goggles & scopes were designed for more difficult viewing situations and were mostly used by military or law enforcement personnel due to cost.

Generation 3 – Gen III and Gen III+ devices were improved by adding a sensitive chemical, gallium arsenide, was applied to the photocathode giving a brighter and sharper image over 2nd generation units. An ion barrier film was also added to increase tube life. The barrier's unexpected effect reduced the image quality by restricting the number of ions hitting the gallium arsenide coated photocathode and creating a halo effect around bright lights. An upgrade, the +, was to add the autogating system which reduces the halo effect and greatly improves response to changing light conditions. + also removed the ion barrier which helped to achieve good to excellent low light performance.

Gen III night vision was originally designed for applications such as special military operations due to their high light sensitivity and clear viewing in the darkest conditions. The Gen III+ series is a gated and filmless technology where the NV

optics are now available. Gen III and Gen III+ devices are now available and on sale through many optics dealers, however, expect to pay upwards of \$3,500 to \$6,900.


WPT – White Phosphor Technology, provides a black and white picture at the eyepiece. Many claims are made that it is new technology and gives a better view. Tests performed early in the development of night vision found that the human eye with all its limitations actually distinguished shapes better in the green level of light. Personally, my eyes see the black and white images much better than green tinted and identify what it sees more quickly.

I hope this information may help when you go looking to buy a night vision device. Several manufacturers are calling the newest technology on night vision devices, Gen IV. As I understand the terminology Gen IV is not yet a designation agreed to by the U.S. Army, but is the Gen III+ with some tweaks. Of course the Gen IV sells for the highest of high prices, around \$7,000 although I found some on the Internet, on sale, for \$5,000.

"ACROSS FROM COURTHOUSE"

HOURS:
Tues - Sat
6 am to 1 pm

Sundays
6 am to 1 pm



Home Cooked Meals

Dine-In or Carry-Out

LIBERTY RESTAURANT

7 West Union St., Liberty, IN 47353



765-458-5223




GUNSLINGERS
1107 East 24th Street
Anderson, IN 46016
Phone: 765.393.2839
Fax: 765.393.2840

GUN RANGE "NOW OPEN"

gunslingersofanderson@gmail.com
www.gunslingersofanderson.com

•Guns •Ammo •Supplies •Knives
Class III Dealer For All Your
Suppressors and Automatic Needs
Buy - Sell - Trade

Red Barn Bait, Guns



Hunting, Fishing, Camping,
Guns, Ammo & Accessories
Buy - Sell - Trade
Open 7 Days
Phone: (812) 883-6483
For all your hunting & camping needs stop by the Red Barn
3 1/2 Miles North of Salem on SR 135



Handguns, Rifle, Shotgun Repair, Cleaning & Inspections, Scope Mounting & Bore Sighting, Refinishing and Gunsmithing Services


You can ship your gun directly to PWGR. Call for shipping information. Local Pickup & Delivery of Your Gun Available

For Information or to Set an Appointment Call
765-914-2781
6151 Turner Road Richmond, IN 47374
PrairieWolfGuns@gmail.com





Photo of Vietnam era soldier holding an M16A1 with a Starlight PVS-2. (Author Provided Photo)



White Phosphor Technology, provides a black and white picture at the eyepiece. (Author Provided Photo)



Left Photo: Picture of View through a Gen II NV device. Right Photo: Gen 4, notice the clarity and intensity. This same photo is shown with the White Phosphor NV device view. (Author Provided Photos)

News From The Indiana State Police

CONTINUED FROM PAGE 6

businesses, and follow up on tips received. Often times Meth Labs are found as a result of an anonymous tip from a neighbor or friend. Anyone with information about illegal drug use may call the Pendleton Post at 1-800-527-4752, or the Indiana State Police Drug Tip Line at 1-800-453-4756. Tips can be made and kept anonymous.

The Indiana Meth Investigation System or IMIS, can also take tips on meth labs. Just go to www.meth.in.gov and click on the "Report Suspected Meth Activity" Link. Also available on the meth web site is information regarding meth statistics, meth lab cleanup, educational videos and brochures on the dangers of meth manufacturing and meth addiction.

Thanks for reading this month's installment. Stay warm, and remember to slow down this winter and give yourself extra time to reach your destination. It's always better to be a little late than not arriving at all.

Editor's Note: I received a release from the Indiana State Police about Law Enforcement Appreciation Day that was held on January 9, 2015. I was between issues. See page 29 to read the content from the release that is most relevant and timely, given recent occurrences with police nation wide. ■

IDNR News

CONTINUED FROM PAGE 7

hide or minimize the incident and no additional legal process was warranted past that evening.

Although mistakes were made in these two incidents, those involved did what many would describe as a difficult thing by contacting law enforcement, but those involved regarded it as an obligation. Personal integrity and ethics remained intact despite mistakes being made. It is somewhat refreshing to me to be witness to instances such as these which demonstrate absolute integrity and ethical behavior.

Yes Virginia, there are ethical sportsmen. ■

Pioneer Village

Ethanol-Free Gas

Live Bait

Firewood

Hot Food

Bio-Diesel

Propane

Fishing License

and Lots More



Jct of Hwy 256 & Hardy Lake Road
812-794-2769

Quote of the month

"There is a lot of talk now about metal detectors and gun control. Both are good things. But they are no more a solution than forks and spoons are a solution to world hunger."

Anna Quindlen – Author and Pulitzer Prize winning Columnist.

That's all for this month. These notes are mine alone and do not represent the opinion or position of the Gad-A-Bout or any of its staff, just me. If you have a question or a comment on guns, gunsmithing, gun rights, or, would like to just make a comment email me with your comments at PrairieWolfGuns@gmail.com. I'll answer your questions as best I can and some answers may be included in this column.

Remember, B SAR (Be Safe, Be Aware, Be Responsible)
Marshall Smith
Gunsmith
Prairie Wolf Gun Repair

Big Daddy's Guns & More

- * Gun Smithing
- * Tactical Gear
- * Knives

765 **530-8060**

* Buy * Sell * Trade - (almost anything)

Hagerstown, IN * Hwy 1 s/of 38
bigdaddysgunsandmore.com

New Hours Begin February 1st: Tues, Wed, Fri & Sat 10 am - 5 pm
Thursday 10 am - 7 pm / Sunday Noon - 5 pm

Best STOP Auto Care

2 Salisbury Rd., Richmond, IN
Complete Auto Service

"Work at a price thats fair from people who care"

- Tune-ups
- Brakes
- Transmissions
- Major engine work
- Cooling system service
- Towing

Courteous, Friendly Service
Questions? Just Ask! We're Here To Help!
Pick up & delivery service available

CALL US TODAY
765-935-3849

VISA MasterCard



The smile says it all. Little Tony is hooked for life. Congratulations Tony. (Photo by Mark Barnard)



This is a nice 9 point buck I took with my bow. (Author Photo)



Marks heavy 10 point buck took with a gun. (Photo by Mark Barnard)

Big Game Hunting



by Joel Biltz

A great Hunting Season for myself, family and friends

Tony's Buck - 10/23/2014

By: Mark Barnard

Tony's first deer was taken on the evening of October 23rd. Tony and I hunted in a 2-man ladder over a turnip food plot this particular evening, our first time out due to my hectic work schedule.

Around 5:30 two does began feeding in the turnips, when all of a sudden Tony's buck entered the food plot. The does led the buck out of the turnip's, about 30 minutes later after using a Primos Can, the buck reappeared giving Tony a 32 yard shot with his Barnett crossbow. Tony was able to make a perfect heart shot with a 20 yard recovery. Long story short Tony is hooked for life..

Joel's Buck - 10/10/14

By: Joel Biltz

It was a breezy evening and although I had seen and passed quite a few nice bucks up to this point in the season I was anxious to get a buck on the ground, because I was leaving for Arizona for a coues deer hunt soon. I had just finished a grunting and bleating sequence when all of the sudden out of the corner of my eye I caught movement at the edge of the field. One look through my Leica binoculars revealed it was a mature buck. After a quick quiet grunt the buck was headed towards my location. I ranged the buck at 42 yards as he turned broadside. I drew my Hoyt carbon spider and settled the pin on his heart and released the arrow. I heard the unmistakable thud and watched the buck run off. I immediately found great blood so I called a good buddy to come help me track him. We looked for four hours that night to no avail. The blood trail seemed to evaporate so we backed out.

I was up early the next morning as I looked for six more hours and was still not able to find my buck. I gave up the search knowing that my buck was dead somewhere. I had called the neighbor telling him what had happened to call me if he found my deer.

Well on Opening morning of gun season I was sitting in my stand when my phone goes off. It was the neighbor informing me he had found my buck only 150 yards across a hay field from where I had stopped looking. I called a Local Conservation Officer to let him know the meat was bad that I was just going to cut the head off and then I checked him in as my buck for the



Jody's biggest buck ever "Eight Ball." (Author Photo)

year. The shot was only about an inch behind the heart, and unfortunately if you hunt long enough this will happen to you. I am glad I was able to find my buck but also disappointed that the meat had spoiled.

Mark's Buck - 11/15/2014

By: Mark Barnard

Tony and I went to one of our secluded soybean turnip food plots, This was our second hunt together for the season.

We watched as a young buck followed a doe thru the plot early that evening. We spent the next hour or so glassing the fields below our stand with no other deer sightings.

At 5 pm, a group of does entered the food plot followed by a nice 130 inch 8 point buck, who was quickly replaced by a heavy, 4.5 year old 10. The mature buck bumped the does around the plot, and with Tony watching anxiously, he gave me a perfect broadside shot at 140 yards. One well placed heart shot with the 358 WSSM and Tony and I had ended our buck hunts 2 for 2 on the year. It was a year we will never forget.

Jody's Buck - 10/29/14

By: Joel Biltz

After first getting trail camera pictures of this buck in early August of this outstanding eight point buck I named "Eight Ball". I really wanted to kill this deer for myself. I had gotten several trail camera pictures of him and he always would be one step ahead of me or just out of range with a bow. I had three encounters with this deer the first week of November with the closest being 65 yards away but on the neighbor's property.

Well after securing permission for the property that this deer had been living on for my self and my dad I knew it was only a matter of time until this deer made a mistake.


Opening morning of gun season found me sitting where I had been seeing this buck and that's when I got the phone call that my neighbor had found the buck I had shot with a bow. Well I then told my dad where this stand was located and told him to go in there but not to shoot any deer unless it was this big eight point.

My dad hunted about five times in this stand during the gun season he had passed several smaller bucks and even had an encounter with the big eight, but could not get a good shot off at him.

Well on November 29 I was hunting for coues deer in southern Arizona, dad was hunting for the last time he would have time to make it out for the year, back in Indiana.

At 5 pm Eight Ball made that mistake and dad hammered this big deer with my Gunwerks built 358 WSSM rifle. Eight Ball is a big 8 point buck that has a kicker off of his left G2. The thing that is so ironic about all of this is that I actually killed my coues deer within thirty minutes of dad killing Eight Ball and we were 2000 miles apart. What's even more ironic is my coues deer was also a 8 point buck with a kicker off of his left G2. And one more cool thing is both these deer scored very similar for the species difference. Dad's deer scored in the mid 150's and my deer scored 103 4/8 making them almost exactly the same size. I guess I got my Eight Ball after all. It ended up being a great season..

Until Next time Hunt Hard and Hunt Safe. ■



JOHN'S GUN & TACKLE

ULTRA DOG FOOD / OWEN'S DOG BOXES
 HUNTING LIGHTS / DAN'S HUNTING CLOTHES
 GARMIN TRACKING SYS. / DOG LEADS & COLLARS

ARCHERY SUPPLIES / BOWTECH BOWS
 INDOOR ARCHERY RANGE / TECHNO HUNTING SYS.

MUCK BOOTS / RELOADING SUPPLIES
 LONG GUNS / HAND GUNS / AMMO
 FISHING TACKLE, SUPPLIES & LIVE BAIT

Owners: John & Cora Durham
 Manager: Enos Amburgey

HOURS: Monday thru Saturday 7 am - 8 pm
 Sunday 9 am - 5 pm

200 N. Highway 3 & 7
 North Vernon, IN 47265
 812-352-7075

NEW & USED PARTS

FOR

CRAWLERS
TRACTORS
BACKHOES

EXCAVATORS & SKID STEERS



Engine Kits...Injection Pumps...Hyds
 Tires & Wheels...Drive Trains...Front Axle

Tractor & Equipment Repair
 Mon - Fri 8:00 am to 5:00 pm

www.worleytractor.com

Worley Farm Salvage
 812-883-4313 / 800-854-4313
 Campbellsburg, IN

Indiana State Trappers Association



by Dr. Fred Philips, DVM

PAN FUNCTION

The fur selling season is upon us. In Indiana, you may hold your fur till May 15, 2015. After that date, you need to have a special exemption letter, a fur buyer's license, or a taxidermy license. Alternatively, the fur must be tanned, or at least in the process of being tanned. Early returns on fur sales are pessimistically optimistic. Most of what I have seen has been individuals through Facebook posting their sale tickets. Muskrats have been \$1 to \$6. Coyote have been \$1 to \$65, maybe a little higher in some places. Raccoon @\$20. This exemplifies, that in general, trappers are not in it for financial gains. Some, who are lucky enough to be within easy driving range of a solid fur pocket, may be able to make a nice piece of pocket change. Those like me, who have worked hard for 12 muskrat, may be lucky to get my gas money back. I am still hoping to help a friend out with a very large, cat food eating, raccoon, but I haven't crossed paths with him yet. Next month I will have the results of the ISTA Fur Auction that took place on Jan. 10, 2015, five days after my deadline for this issue.

This month I thought I would touch on pan ten-

sion and pan covers. For a trap with a "dog", the bar that holds the jaw down and connects with the pan to "set" the trap, to work correctly, the pan must move down sufficiently to disengage the dog and allow the trap jaws to snap closed. There are two (2) major impediments to this happening. The first is that the pan is so tight that it will not move under the weight of the animal. The second is that the pan just cannot move down due to dirt and debris collecting under the pan. Both can be dealt with, but trust me, failures to function will still occur.

Most adjustable tension pans have a screw and bolt combination that may be tightened or loosened to make it harder or easier for the pan to move. A tighter adjustment makes the animal commit to its step more, and helps to avoid lighter, unwanted animals. A looser adjustment tends to fire faster and not let the target animal have second thoughts about placing its foot there. A trapper has to take both settings into consideration and then add in changing environment conditions and any rusting of any exposed metal parts that need to move. If your covering gets wet, and the ground freezes, your pan area may be solid enough to support the target animal. If the metal of the trap rusts in the right spot, or maybe I should say wrong spot, that relatively loose tension, will get tighter, sometimes to the point of not functioning correctly. This is one of the reasons that I like to wax my traps. I adjust my pan tensions to the point where the pan just stays supported in place. I do not want it to fall freely on its own, but I do not want it to support pounds of weight either. Now that statement has started many a rousing discussion around the camp fire. There is no right answer except for the one that fills your traps.

Another reason traps fail to fire is that dirt and debris collect under the pan and prevent it from moving enough to fire the trap. Filing the notch down to about 1/8" helps prevent this. The edge of a penny to the top of Lincoln's head is about 1/8", and makes for a great gauge. Hollow poly fill, wadded up leaves or grass, or even some foam may be placed under the trap pan to keep dirt out and still let the pan fall enough to fire. Some of the foams may even be used to increase the tension on the pan. The trick is for this material to be crushable enough, in all environmental conditions, to still allow the pan to fall. It is amazing how much weight frozen hollow fill can support. Alternatively, some material may be draped

over the pan, covering it and preventing dirt and debris from getting under the pan.

Pan covers are what you make them. It is recommended that they fit the area inside the jaws minimally, but may extend under the jaws if you like. A notch cut for the dog to fly through is beneficial. I have heard of coffee filters, toilet paper, waxed paper, plastic bags, window screen, both wire or fiber, and more being put to use. I like landscaping film / weed barrier for covering my pans. I clamp a bunch of layers between two pieces of plywood that are the pattern, and then use a sharp knife to cut a bunch of pan covers all at once. Whatever you use, it needs to be tough enough to handle the weather, yet flexible enough to allow the pan to function. What do you use? Let me know at fpp@juno.com.

Recently, I read an article where the trapper was using bridal veil as his pan covers. Interesting, that would be like a very flexible fiberglass screen. As long as it keeps the dirt out and allows the pan to function, filling the trap, I guess it is one more thing to add to the list of possible pan covers.

Till next time, Watch your top knot, keep your eyes upon the skyline.

Fred "DR" Philips, DVM
Pres. ISTA

Roaming The Outdoors

CONTINUED FROM PAGE 4

1156 W. Dunlapville Rd, just south of Liberty, IN. Steve Corrington, owner told me about this last month and I forgot to pass it on in the last issue.

The flyer reads, "USAA & Canadian Military Discounts. Our way of saying thanks. We admire those who have served or are currently serving this country. With the military family discount for USAA members or Canadian military, you can receive discounts on a number of models from Lund. It's just our way of saying thanks for all that you do.

Stop by Steve's Marine and talk to him about this offer or call him at 765-458-7527. Tell him you read about it in The Gad-a-bout.

MY FRIEND LEONARD NUNN PASSED AWAY

I met Leonard in 1963 when I was working at Adam H. Bartel's Wholesale House in Richmond. I had recently gotten out of the Air Force, having served in England for 3 years. Leonard was born in Ilford, England (near London) November 10, 1941, we became chums from the outset. I was still fond of tea having been exposed to the English tea time in England. On our morning and afternoon breaks, we

CONTINUED ON PAGE 27

Dale Hardy Supplies

Just 2 Miles North of US 24 on US 35
Logansport, Indiana

(574) 753-6843



- Houndsmen Dog Boxes • Cajun Lights
- Nite Lites • Hunting & Trapping Supplies
- Diamond Dog Food • Buyer of Wild Root
- Red Wing Shoes • Carhartts
- Horse Supplies & Tack • Custom Leather




Monday - Friday 9-6
Saturday 9-5
Closed Sunday

www.dalehardysupplies.com

dalehardy_supplies@hotmail.com

Knightstown Locker, Inc.

MEAT PROCESSING



Open: Mon, Wed, Fri 8-6
Tues & Thur 8-5
Sat 8-12



8037 South 575 West
Knightstown, IN 46148
(765) 345-2410 (800) 718-6010

www.ktownmeatsandcatering.com
ktownlocker@embarqmail.com

Daniel D. Titus, Owner & Operator

"Pick up your summer sausage & snack sticks at our store."

TRAPS & MORE



Easy Transfer Roll Cage
19/73 Sliding Door



Squirrel Assist
Skinner



Traps 12/12/36



Fish Basket

DEALERS

See Their Advertisement in The Gad-a-bout
John's Gun & Tackle, Red Barn Bait Shop, Scott's
Ace Hardware & Tolliver's Hunting & Fishing

Ernest McCleery, Lexington, IN (812-866-4510)

Marion's Greenhouse

4 miles North of 256 on Hwy 3, Deputy, Indiana

812-866-2856/701-2240

OPEN FOR SPRING

FEBRUARY 1ST

BULK GARDEN SEED

ONION SETS

ALL OF YOUR

GARDENING NEEDS!

FEB HOURS: 9 AM - 4 PM




BILTZ MONUMENTS

Company, Inc.

Over 800
Monuments
In Stock

All
Monuments
20-40% Off



Jody, Jacob & Joel Biltz

1001 Main St. • P.O. Box 3 • Brookville, IN 47012

Phone (765) 647-4739 • Fax (765) 647-1539

www.biltzmonument.com



My favorite feeder. I fill this full of unsalted whole peanuts. The bluejays love it. (Author Photo)



This is a corn tree. Some people don't like feeding the squirrels. I do. Our dog loves to bark at them. (Author Photo)



The first page of the Merlin Bird ID app on my phone. (Author Photo)

Outdoors



With Rich Creason

Merlin Bird ID

I know most of the birds which visit my winter feeders. I set out 12-15 different stations on hooks, in trees, on the ground, even hanging on my windows every year and have done so for over 40 years. I host guests from chickadees and nuthatches to pileated woodpeckers and even a red-tailed hawk once, although I don't think the hawk was there to eat the seeds I put out.

Winter is now here and numerous visitors are already stopping by our house to see what tasty edibles we are offering. From daylight to dusk, a wide variety of food is available for the enjoyment of these feathered friends. Seldom does a bird arrive which I can't call by name. But occasionally, that does happen. Then, I would go to my back book shelf which has all my plant and animal identification reference books. I would pull several of my bird guides down (I have 10-15 of these.) and start looking for the unknown species in my yard. Usually, by the time I get back, the bird would be gone, and I just had to remember what he looked like.

Things have changed. Recently, I received an e-mail from the Cornell Laboratory of Ornithology telling about its new Merlin Bird Identification app for smart phones. It was a free app (I like free!) so I thought I would try it. I got out my Android phone (I think it will work on any kind of phone) and went to "Playstore". Next, I went to "Search", typed in "Merlin Bird ID" and clicked on it. I touched "Install" and it started downloading. Now, when a species arrives with which I'm not familiar, I pull my phone out of my pocket and bring up the Merlin app. In five easy steps, it brings up the bird I'm looking for (most of the time). If the bird isn't right, I scroll down to the next bird on the list. It has never taken more than two choices before I see a color picture of the unknown bird.

It brings up a screen which says "Start Bird ID". Press this button. Next, it asks "where did you see the bird?". Just touch the "current location" or type in where you saw it. This brings up the next step, which is "When did you see the bird?" Choices are today's date or type in another date. Hit "next" button at bottom of screen. Step three is "What size was the bird?" There are seven choices there, from "sparrow size or smaller" up to "goose size or larger", press the appropriate dot, then, click "next".

This will bring you to a screen of nine colors.

You can press one or more "main colors" such as red for cardinal, or both blue and white for blue jay. "Next" will bring you to the screen, "Was the bird...? And follows with questions such as, "Eating at a feeder", "swimming or wading", "in trees or bushes", and several other options. After checking the appropriate box, the app will bring up a color picture of the bird you are looking for (hopefully). If it is not your bird, scroll down and it should show the correct choice. Near the bottom of the screen will be "details". Press this for more information on your choice. At the top of this new screen will also be a choice of "sounds" which will bring up an audio of either the bird song or call. Another option at the top is "map" which shows the range of your bird. This is a lot of information for a free app.

If you aren't already feeding the birds, you might enjoy it. I'm always trying to attract something different to my feeders. To discover which food attracted which species, I divided an old picnic table top into numerous areas. Sunflower seeds, (black oil, grey striped, and sunflower hearts) went into separate piles, cracked corn, milo, and millet (common in most of the cheaper mixes) peanuts, both shelled and unshelled, safflower, and assorted other fruits, pastries, etc. were offered. I observed the individual piles attracted different species. I watched blue jays (one of my favorites) dine almost exclusively on whole peanuts in the shell and grey sunflowers. The jays, titmice, nuthatches, and woodpeckers were the only birds I noticed feeding on the whole nuts, while the grey sunflower was eaten almost exclusively by the jays. I now have two feeders filled only with peanuts and striped sunflower and have seen as many as six blue jays lined up like an assembly line waiting to get to the peanut feeder.

The cardinal showed a strong preference for black oil sunflower and safflower which was also a favorite of chickadees, titmice, nuthatches, and finches. Doves and starlings liked the corn, while the millet and other small seeds seemed to last until all the other food was gone. It also tends to pile up under the hanging feeder until the birds get desperate. The apples, oranges and other pieces of fruit I put out were usually ignored until they spoiled and I pitched them out. Of course, I put suet out for the woodpeckers. I find the suet balls I get from local meat processors is favored over the commercial blocks I buy in the store.

Sometimes the visitors just have to get used to a new food that the books say they like. I guess some birds can't read. While writing this, I looked out the window and saw a Carolina wren going up the tree, stopping to peck on an ear of corn I had fastened there, then continue on and sampled the suet block above it. I like the wren and one of my books say they like banana, so I will try some and see. It



The final step shows the color picture of the bird you have described with a lot more details. (Author Photo)

also says the wren and the downy woodpecker like American cheese. Never heard that before, but if I hang some near the suet feeder, I'll find out. Of course, I have taken in my hummingbird feeders for the winter. I hate to see them leave. I leave one thistle feeder out for the goldfinches.

Pick some higher quality food for the birds at a specialized store. It will probably cost a little more than you're used to, but it will attract a better quality of visitor with less waste to clean up. You can get a mix or buy individual seed type and mix your own. Check out the wide variety of feeders designed specifically for certain birds or foods. Pick up a book or two written on how to attract and feed your feathered guests and possibly a book on bird identification.

If you're like me, you may eventually find a camera and a pair of binoculars by your backyard window. With your new Merlin Bird ID app you will be able to quickly identify your frequent visitors.

The author may be reached at eyewrite4u@aol.com.

Gittin Jiggy With It
Bait & Tackle Store

765-524-6484
ON THE CORNER OF SR 36 & MESSICK RD
HUGE SELECTION OF ICE FISHING STOCK!
MOUSEES!!! COLORED SPIKES!
OPEN AT 6 AM / 7 DAYS / WHEN THE ICE IS ON
OPEN AT 8 AM / 7 DAYS / REGULAR WINTER HOURS
CALL FOR ICE REPORT, OR GET THE REPORT ON OUR FACE BOOK

4277 E SR 36 (Corner of 36 & Messick Rd) • Mooreland, IN 47360

Happenings in Metamora, Indiana



by Janice Hunsche

February 2015 Activities

Metamora, A Historical Canal Town

Metamora is a quiet town this time of year. Many of the shops are closed and will be until May.

The only place with a lot of activity, besides Granny's Cookie Jars and Ice Cream Parlor, is Mosaic Learn and Play on Main Street. As usual they have a full schedule.

The Jam at the Gristmill is now the Jam at Mosaic. It happens on February 1 from 1-4pm.

February 8th has a photography club meeting at 2pm. This is open to anyone who loves to take pictures. All skill levels invited to join.

Holly continues teaching group fiddle lessons on February 8th and 22nd at 3pm and Intro to Fiddle on February 14th at 2pm. If you have ever wanted to learn how to play the fiddle, this is your chance.

Also on February 14th is Comedy on the Canal at the Blacksmith Shop. There will be 2 shows one at 6pm and one at 8pm. More information is available by calling Rick at Mosaic 317-213-1193 or visiting the website <http://www.mosaicmetamora.com/>.

February 21st at 9am is the breakfast jam. Be sure to bring a breakfast item to share and your instrument. 5pm on the 21st is game night. This is your chance to play a new game, make some new friends or bring a favorite game to share.

February 27th is Acoustical Final Friday at 7pm. This is the usual open mic but it's moved to Mosaic for the winter.

The Whitewater Valley Railroad is running the Rails to Romance Train. This is a Valentine's themed version of the popular Twilight Limited Train to Dinner. Fares are \$39 per person and include the round trip train ride, meal, tax and tip. For more information, reservations, as well as dates the train will be running, be sure to call 765-825-2054.

For more information about Metamora as well as a calendar of events, be sure to check out the website <http://www.metamoraindiana.com/>.



Eastern Indiana Gem & Geological Society, Inc. clubhouse located at 5199 US 40 East, Centerville, IN 47330

42nd Eastern Indiana Gem Show

CONTINUED FROM PAGE 8

40 was called Eliason's Tavern and Stagecoach stop, today it is called Gray Gables. Initially there was a tunnel between the two Inns, but it collapsed in the early 20's.

Since that time it has been a church with an apartment. A fire destroyed several rooms on the second floor in 1994 or thereabouts.

According to an article written by Bill Engle, Staff Writer for the Palladium-Item the Eastern Indiana Gem and Geological Society bought the burned out building in March of 1999 for their future clubhouse. It was considered as an eyesore, but the Gem Club planned to rebuild the structure to its original form, they paid \$25,300 for it, outbidding Historic Landmarks of Indiana and one other bidder.

At the time though, a huge undertaking, club members Eugene Clark of Richmond and Al Vernon of Centerville adopted the project and spent countless hours working on it. All the active members helped restore the clubhouse. Club members estimated it would cost \$100,000, not including work donated by club members to restore it. The Gem Club members sought grants and other funding sources.

In 2001 the Eastern Indiana Gem and Geological Society, Inc moved into its new clubhouse at 5199 US 40 East, Centerville, Indiana.

For further information call 937-339-1966.

For information on booths or other for the 38th Annual Gem, Mineral and Fossil Show contact John Lamont at 756-647-4894

If you are planning on attending the 42nd Annual Gem, Mineral, Fossil Show this year please note. South Salisbury Road from just north of College Corner road to the Wayne County Fairgrounds is closed due to construction.

There will be signs erected to help guide you to the Wayne County Fairgrounds and the Gem Show. To be on the safe side irregardless of the road being closed you can get there by following these directions.

Code Colors for the Map : Cyan Blue North Cyan is travel from the North; Magenta Red South Magenta is travel from the south.

From I-70 exit at US 35 South, turn right onto NW L Street, go west to North Entrance to Fairgrounds.

From U.S. 40 travel East or West (depending on if from Ohio or Indiana) to NW 5th Street turn north, then turn left onto NW L Street follow to the Fairgrounds North Entrance. An alternate way is to turn north on Round Barn Rd, turn right on Crowe Rd, then right onto Salisbury Rd then left into main entrance.



Directions to 2015 Eastern Indiana Gem Show

Editor's Note: Who is the lady in the photo on page 8 in the lower right hand corner. Help me prove a point. Send an e-mail to raythegadabout@gmail.com with your answer. Everyone knows her at the Reid Hospital cafeteria, does anyone know her in The Gad-a-bout. ■

Great Lakes Of The Wabash

CONTINUED FROM PAGE 21

I hope by reading this I have given you several reasons to consider making Salamonie Reservoir a destination you might consider visiting this upcoming year. I have lived here my whole life and there truly are several great opportunities to partake in and it's all within a decent drive for most people. And if you do get the chance to visit you must take time out of your day and come visit us at Bozarth's Country Store. We are a seasonal campground that also has a wonderful Country Store that includes "almost" everything you need along with some really good food. We are located at 7309 E 400 S Lagro, IN 46941 and our number is (765) 981-4522. Hope to see you soon! ■


Roaming The Outdoors

CONTINUED FROM PAGE 25



Leonard Alfred Nunn
November 10, 1941 — January 1, 2015
(Photo provided by Nunn Family)

CONTINUED ON PAGE 29



Used Adult Books
Children's Books
Puzzles for all ages
Wooden Toys
Science and Craft Kits
Games

Where imagination meets fun

Duck Creek Crossing
Hours: Thursday and Friday 10 am - 4 pm
Saturday 10 am - 5 pm / Sunday 11 am - 5 pm

Metamora, Indiana
765-647-5309

ACE Scotts Hardware

Junction 31 & 56, Scottsburg, IN
812-752-2991

- FISHING SUPPLIES
- HUNTING SUPPLIES
- GUNS & AMMO
- NOW BUYING GINSENG & YELLOW ROOT

Hours:
7 am - 8 pm Mon. - Sat. / 8 am - 6 pm Sun.

BERTCH'S HARDWARE & RAMEY PLUMBING



HARDWARE
PAINT
PLUMBING
ELECTRIC

51 W. UNION ST. LIBERTY, IN 47353
PH: 765-458-5512



Little Turtle Waterway has the trail, a landing on the Wabash, the Crane and Indian etchings on the archway brick, but little remembrance of Little Turtle the great Miami Indian Chief.



Top Photo: Looking from east side of entrance toward the Crane and cement access to the Wabash River on adjacent side. Bottom Photo: On the east side of the Little Turtle Plaza is this huge cement map showing the major waterways between the Ohio and Wabash rivers. (Photos by Ray Dickerson)

Little Turtle Waterway by Ray Dickerson

I doubt if too many of the people reading this Gad-a-bout remember back when I put on Frontier Days Rendezvous at Treaty Line Pioneer Village at the north end of the Brookville Lake from 1991 to 2001.

I began my research on Miami Chief Little Turtle, his son-in-law William Wells and Francis Slocum early in 1991. My first mention of the proposed Frontier Days appeared in my May/June 1991 Gad-a-bout..

Long before that I put on my ill fated 1983 Midwest Sport Show and Rendezvous at the Wayne County Fairgrounds. It bombed in a big way. But I did succeed in developing a desire to find out more about the history surrounding the Greenville Treaty and the Indians who were here before us.

Early on in 1991 I became totally involved in researching some 20 books and other historic documents writing a 24 page narration booklet for the re-enactment for "The Life and Times of Miami Chief Little Turtle, William Wells and Francis Slocum." I have accumulated a box full of research books. I spent countless hours in libraries in pursuit of more and more information covering 1780 to 1840. In 1992 I met with Indian tribe representatives in Indiana for the purpose of asking them to read my narration to see if there was anything they had objections to before I used it for the first time at Frontier Days. All of the representatives gave me the okay to use it as written. I remember at one of the council meetings an elderly Miami Indian lady turned to me and said, "This is written in the white man's history." I told her, yes it was and added most of your Indian history was burnt when General Josiah Harmer invaded Kekionga in October 1790. He destroyed 184 log cabins and wigwams, also 20,000 bushels of corn and along with it Indian history recorded on parchment, wooden carvings and other artifacts.

During the course of putting on Frontier Days to the present I have found just about every location mentioned in my history writings, except the location of the Forks of the Wabash where the Quakers built the School of Agriculture for the Indians in 1804. The information about the Agriculture School below was taken from page 20 of my narration.

What got my interest up recently was finding a piece of the puzzle last month when I stumbled on

the possible location of the Agriculture School in Logansport where the Eel and Wabash River meet. I have been delivering Gad-a-bouts to the Logansport area for a very long time, probably since the late 90's.

The roots of my family on dad's side is from the Logansport area. As far as I know though I don't have any relatives living there today.

Anyway when I deliver to Dale Hardy Supplies I take west SR 24 from Wabash and turn off 24 at Logansport Road which turns into East Market Street. I deliver papers to Dunhams then go past Walmart and turn left onto High Street. For all the time I've always followed High Street to the 3rd Street bridge and cross the Eel, take a short cut to Dale Hardy's on the other side of US 35.

Well the last several months the bridge on 3rd Street has been closed for construction so I've been turning onto SR 25 and crossing the bridge and take a cross street back to 3rd, then over to Dale Hardy's.

In November I went past SR 25 because I thought the bridge on 3rd was open, wrong! So I gambled I could find US 35 another way, fortunately for me I got on Eel River Ave. which took me to West SR 24 (E. Market St.) which intersected with US 35 just west of there.

In between November and December I began wondering, since the Wabash was on my left and I crossed the Eel on E. Market St (SR 24), the Forks of the Wabash had to be in that area somewhere.

So in December I was making good time and decided to see if I could find where the Eel connected to the Wabash. So I crossed 3rd Street and took Eel River Ave. turning right onto E. Market and then left onto Front St. I parked on a curve and walked to the edge of the Wabash, to my left was the Eel River flowing into the Wabash.

Then I got to thinking maybe the Agriculture School that was in my narration was located across the Eel on that point between it and the Wabash. So I drove back to East Market driving East, at the first right turn I drove back to E. Melbourne Ave and parked in front of the Boondocks building. I got out of the van and walked towards the Wabash, crossing a railroad track I found a paved walkway going both left and right.

I walked to the right until I came upon a fenced in power station. On the fence was a sign that read, Little Turtle Waterway. I thought to myself, maybe this is where the Agriculture School was located. I walked all the way to the point where the Eel and Wabash met, but it was a mess. There was nothing indicating anything was ever there. I got back in the van driving east on Melbourne Ave. I stopped at the first business that was open and asked if there was a park or anything nearby honoring Little Turtle. They directed me to the Little Turtle Waterway Plaza, going east to SR 25 turn right, at second street turn left (before the Wabash bridge).

See photos above. It's a beautiful green area. Since it was December it was decorated with Christmas decorations. There is a crane. On the brick work at the entrance is several etched Indian drawings and printed information about the Plaza. A huge cement structure has two sets of stairs on each side leading down to a landing on the Wabash and at the top of the west stair case is a large map of the watershed of the Wabash and Ohio Rivers with the local streams in between.

But there was no mention of the Agriculture School nor any other mention of Little Turtle nor other historical data.

I went on line and looked up the Little Turtle Waterway and found that it is officially called the Little Turtle Waterway Plaza and Trail. I e-mailed them asking if they had any knowledge as to where the 1804 Indian School of Agriculture built by the Quakers of Baltimore was located.

I was hoping for an answer back before I had this issue printed. But haven't heard anything yet.

If anyone reading this article knows anything about approximately where the Indian School of Agriculture was located, contact me.

Next month I will begin with Part I of narration from Frontier Days, with added interesting things that happened there between 1991 and 2001. ■

BLUE RIVER ARMS
GUNS, AMMO
BAIT & TACKLE
OPEN

Hrs: Mon-Fri 10am-5pm, Sat 8am-?, Closed Sun

Pelican Canoes, Fishing & Pedal Boats
Hunting Supplies • Fishing Pole & Tackle
Trapping Supplies • Live Bait (Seasonal)
DNR Deer & Turkey Check Station • MRE Meals
Tannerite Exploding Targets • Air Soft Rifles
Crossbows • Handguns • Shotguns • Rifles
Muzzleloaders • Ultra-Advantage Dog Food & More

2596 W. Old Franklin Road • Shelbyville, IN 46176
317-392-2627 or 317-771-5600
www.blueriverarms.com

Cap N Hook Sports
"Your Geist Lake Connection"
• Fishing • Hunting • Live Bait
• Ammunition • Tasers • Muzzleloaders
"Introducing Archery!"
Tim Wolfe Wildlife
"Deer & Turkey Check Station"
OPEN YEAR ROUND
6383 West Broadway
McCordsville, IN 46055
(317) 336-HOOK (4665)

Like a good neighbor,
State Farm
is there.®
CARL SHARP
27 W. Union St. Liberty, IN
458-5574 or
800-974-5574
www.carlsharp.com

STATE FARM
INSURANCE
State Farm Insurance Companies
Home Offices:
Bloomington, Illinois

Gad's Corner

Photos sent to The Gad-a-bout for GAD'S CORNER must contain identifying information, date, weight, points, other, experience, etc. Send a phone number in case I need to contact you. Send regular size, i.e. square and horizontal rectangular photos. Large vertical photos can only be used when I have enough space to use them.

Send Photos to: The Gad-a-bout, 105 E. South St., Centerville, IN 47330 or E-mail .jpg photos to: raythegadabout@gmail.com Questions Call: 1-877-855-4237 (Toll Free) or Cell: **765-960-5767**



Noah Hancock took this 11 point, 175 pound buck in Wayne County. (Frame's Outdoor Photo, Liberty, IN)



Glenn Kelsey took this 9 point buck with a Knight .50 cal opening weekend of Indy Gun Season (Kelsey Photo)



Amos Mills took this 9 point, 175 pound buck on 11-21-14. (Red Barn Bait, Guns & Deli Photo, Salem, IN)



Wyatt Case took this 10 point buck in Decatur County on 11-15-14. (Photo submitted by Alex Case)



Brian Ezzell from North Carolina took this 10 pt, 180 lb. buck in Union Co. (Frame's Outdoor Photo, Liberty, IN)



Cody Case took this 9 point buck on Thanksgiving in Decatur County. (Photo submitted by Alex Case)

Roaming The Outdoors

CONTINUED FROM PAGE 27

observed Tea Time, across 10th street at a corner restaurant. We were regulars there.

Leonard was a very fascinating man and his English accent only added to his demeanor.

We talked a lot back then about the new singing craze, the Beatles. He liked them, I didn't like them in America. We had a lot of interesting conversations about England, America and politics. We went rabbit hunting once or twice west of Fountain City on a farm owned by his wife's relatives. Can't remember if we got any game.

When I went to work at the Richmond Baking Company we didn't see each other as often, but kept in touch from time to time. I visited him when he lived on New Garden Road a few times.

Leonard retired from Sears & Roebuck after working there for 40 years, Sherry and I saw him a lot during his tenure there.

Through the years since then we would meet different places, shopping or the like. The last time I think was at Walmart, he told us he had been ill. We talked for the longest time, then parted company saying, see you later.

Leonard passed away January 1, 2015 at the age of 73. Funeral services was held on Monday, January 5, 2015 at 6 p.m. at the Living Faith Church of God located on Noland's Fork Road. I went to his calling. I spoke to his wife and some of his family members, telling them what a great friend Leonard had been to me. Pastor Allen Henderson officiated the service. Condolences may be sent to www.communityfamilyfh.com.

WE NEED LAW ENFORCEMENT MORE TODAY THEN EVER BEFORE

The Indiana State Police sent me information about the Law Enforcement Appreciation Day (LEAD) that was held on January 9, 2015. I couldn't get it into The Gad-a-bout until this issue. The message is still clear today and I believe in it whole heartedly.

"Recent negativity directed toward law enforce-

ment nationally, there is a need to show law enforcement officers that our citizens recognize the difficult and sometimes impossible career they have chosen, in public service to us all. Each day 780,000 police officers across our country put a badge on and go to work knowing they may face extremely dangerous situations. On average, between 105 and 203 officers die in the line of duty each year, 50,000 officers are assaulted in the line of duty each year, 14,000 officers are injured in the line of duty each year, and over 300 officers commit suicide each year. There is no other profession in the world, except possibly the military, where you will find these kinds of statistics. Law enforcement officers play such an integral part in our society. Without law enforcement officers, chaos would reign. Have you ever thought about what you would do if you were in trouble - a car accident, a home invasion, an assault - and you did not have someone to call for help? No matter how much abuse law enforcement takes, they continue to do their job, and do it well. **They are the guardians of our way of life and they deserve our support.**" ■

CUTTING EDGE SPORTING GOODS

HOYT **BOWTECH**

DIAMOND

INDOOR ARCHERY RANGE • LIVE BAIT • LARGE SELECTION OF BOWS/CROSSBOWS • ARROWS • HUNTING AND TARGET ACCESSORIES

*****ARCHERY PRO SHOP WHERE*****

CUSTOMER SERVICE IS EVERYTHING

206 W. MAIN ST. GREENSBURG, IN 47240

812-560-4208

EBBING AUTO PARTS, INC.

USED PARTS It's Called Recycling

Quality Parts with "Experience"
www.ebbingautoparts.com

8 a.m. - 5 p.m. Monday - Friday (E.S.T.)
6090 West U.S. Highway 50
North Vernon, IN 47265

800-678-3105

812-346-1323
Fax: 812-346-8259
sales@ebbingautoparts.com

MEMBER AUTOMOTIVE RECYCLERS ASSOCIATION

PRE - 1964 WINCHESTER'S & COLLECTABLES

GUNS & TACKLE

SOUTHEASTERN INDIANA'S LARGEST GUN TRADER!

MARVIN L. COLE
812-663-2030

1510 NORTH LINCOLN STREET, GREENSBURG, INDIANA 47240

- CASE KNIVES
- DISCONTINUED - WINCHESTER 9422 & 9417 RIFLES
- TRAP GUNS - 17 HMR RIFLES
- RELOADING COMPONENTS
- PROFESSIONAL & REASONABLE GUNSMITH
- NITE LITES

"SPECIAL ORDERS & LAYAWAYS"



Zach Abner took this 8 point, 150 pound buck on 11-22-14. (Red Barn Bait, Guns & Deli Photo, Salem, IN)



Levi Robbins took this 12 point, 177 pound buck in Union County. (Frame's Outdoor Photo, Liberty, IN)



Charles Brown took this 10 point, 201 pound buck. (Frame's Outdoor Photo, Liberty, IN)



Brandon Himes took this 10 pt, 168 lb. buck in Union County on 11-6-14. (Frame's Outdoor Photo, Liberty, IN)



Kyle Warren, age 15, took his first deer, this 18 1/2" wide 7 pt buck on 11-15-14. He won the Big Buck contest at Mike's in Floyd Knobs, IN. (Red Barn Bait, Guns & Deli Photo, Salem, IN)



Waylen Case from Greensburg, Indiana trapped this raccoon. (Photo submitted by Alex Case)



Hunter Thompson took this 8 point, 155 pound buck on 11-15-14. (Red Barn Bait, Guns & Deli Photo, Salem, IN)



Shannon Baur took this 7 point buck with his bow. (Photo by Glenn Kelsey, sent in by e-mail.)



Seth Curry took this 11 point, 180 pound buck on 11-15-14. (Frame's Outdoor Photo, Liberty, IN)

Your Local Full Service Butcher Shop

French's Locker LLC
 106 Sycamore Street
 Batesville, IN 47006
(812) 934-2902
WWW.FRENCHSLOCKER.COM
 Beef, Pork, Sheep, Goat & Deer Processing
 Locally Grown 1/4, 1/2 or Whole Beef
 Available 1/2 or Whole Pork

HIGHSMITH GUNS

"NEW LOCATION"
Sales & Training
Indoor Shooting and Archery
Best Prices – New & Used
NRA Law Enforcement Instructors

(317) 462-6290

123 N. State St., Greenfield • www.highsmithguns.com

J & M Sporting Goods
 Veteran Owned

Firearms Our Specialty
Rifles, Shotguns, Pistols, Ammo
Gunsmithing

Hours: Tuesday-Saturday, 10 AM to 6 PM
BUY, SALE, and TRADE

3527 West US 40
Greenfield, IN 46140
317-318-9013

ADVERTISER INDEX

YOU CAN PICK UP A FREE COPY OF THE GAD-A-BOUT AT THE ADVERTISERS LISTED BELOW or READ IT FOR FREE AT www.thegadabout.com

INDIANA
ANDERSON
 9 Guns Pg 4
 Crackshot Guns Pg 21
 Gunslingers Pg 22
AUSTIN
 Austin Westside Sunoco Pg 12
 Burris Electric & Plumbing Pg 6
BATESVILLE
 French's Locker LLC Pg 30
BROOKVILLE
 52 Pik-up Convenience Store Pg 5
 Brookville Lake Guide Service Pg 5
 Biltz Monuments Co., Inc. Pg 25
 Dairy Cottage Pg 9
 Noble Boys Furniture Pg 13
BROOKVILLE LAKE AREA
 Barton Bay Pg 21
 Frames Outdoor Pg 10
 Parkside Marine & More Pg 3
 Steve's Marine Pg 11
CAMPBELLSBURG
 Worley Farm Salvage Pg 24
CAMBRIDGE CITY
 A - T & I Service Pg 5
 Lakeview Restaurant Pg 15
CANAAN
 McCleery's Dog Carriers Pg 4
CENTERVILLE
 Animal Hospital of Centerville Pg 18
 Mills Funeral Home Pg 15
CONNERSVILLE
 Matt's Custom Guns Pg 18
DEPUTY
 Marion's Greenhouse Pg 25
DUBLIN
 Rihm's Meat Processing Pg 7

GREENFIELD
 Highsmith Guns Pg 30
 J & M Sporting Goods Pg 30
 Jensen's Pawn & Guns Pg 5
GREENSBURG
 Country Mart/Prem1ier Ag Pg 14
 Cutting Edge Sporting Goods Pg 29
 Guns & Tackle, Inc. Pg 29
 Tree City Metal Sales Pg 7
 Wagner's Barber Shop Pg 10
HAGERSTOWN
 Big Daddy's Guns & More Pg 23
HANOVER
 Pate Meat Processing Pg 4
HARDY LAKE
 Pioneer Village Pg 23
HENRYVILLE
 Budroe's Bus Stop Pg 13
INDIANAPOLIS
 IN Deer, Turkey, Waterfowl Expo Pg 2
 Indiana State Police Pg 6
 Van Wimmer 17th Spring Gem Show Pg 9
 www.IndianaOutfitters.com Pg 19
KNIGHTSTOWN
 Knightstown Meats & Catering Pg 25
 McDonald's Bait & Tackle Pg 4
KOKOMO
 Joe's Beef Jerky Pg 14
 Martino's Italian Villa Pg 14
LAKE MICHIGAN AREA
 Brother Nature Charters Pg 11
LAUREL
 Laurel Hotel Restaurant Pg 13
LEXINGTON
 Ernie's Traps & More Pg 25
LIBERTY
 Carl Sharp State Farm Ins Pg 28

J's Restaurant Pg 13
 Bertch Hardware Pg 27
 Liberty Restaurant Pg 22
 Protect Our Liberty Firearms Pg 7
 Woodruff's Supermarket Pg 13
LOGANSPORT
 Dale Hardy Supplies Pg 25
MADISON
 Andersons' Sales & Svc Pg 1
 Burris Elect & Plumbing Pg 6
 Madison Outdoors Pg 4
MARION
 Riverside Sporting Gds Pg 7
MCCORDSVILLE
 Cap'n Hooks Bait & Tackle Pg 28
METAMORA
 Kaleidosaurus Books & Toys Pg 27
MILROY
 Milroy Shoes Pg 4
 Troyers Country Store & Bakery Pg 10
NOBLESVILLE
 Log Home Center Pg 13
NORTH VERNON
 Ebbing Auto Parts Pg 29
 John's Gun & Tackle Pg 24
OSGOOD
 Comer Buildings Pg 12
PORTLAND
 1 Shot Sports Pg 14
PRAIRIE CREEK RESERVOIR
 Dry Dock Marina Pg 10
RICHMOND
 Army Navy Store Pg 16
 Best Stop Auto Care Pg 8
 42nd Eastern IN Spring Gem Show Pg 8
 JoAnn's Cafe Pg 17
 Mendenhall Hardware Pg 5

Merkamp Sales & Service Pg 3
 Middleton Car Clinic Tool Sharpening Pg 10
 Prairie Wolf Gun Repair Pg 22
 Riggle-Waltermann Mortuary Pg 17
 Sander's Jewelry Pg 12
 Tri County Awards Pg 16
 Westside Storage Pg 17
RIDGEVILLE
 Heritage Goodhew Metal Roofing Pg 8
RUSHVILLE
 Fields' Outdoor Adventures Pg 32
SALEM
 Red Barn Bait Shop Pg 22
SALAMONIES LAKE AREA
 Bozarth Country Store Pg 21
 S & S Bait & Tackle Pg 20
SCOTTSBURG
 C & T Cycles Pg 11
 Rick & Jeff's Floor Coverings Pg 7
 Scotts Ace Hardware Pg 27
SEYMOUR
 Burris Elect & Plumbing Pg 6
SHELBYVILLE
 Blue River Arms, LLC Pg 28
 The Gun Den Pg 7
SUMMIT LAKE AREA
 Gittin Jiggy With It B&T Pg 26
SUMMITVILLE
 Pipe Creek Retrievers Page 4
VALLONIA
 Tollivers Hunting & Fishing Supls Pg 7
WEBSTER
 C & C Webster General Store Pg 16
OHIO
MARBLEHEAD - Lake Erie
 Boytim Charter Service "Walleye" Pg 20



Mike Mitchell took this 8 point buck during the Hoosier Gun tour. (Photo by Glenn Kelsey, sent in by e-mail.)



Michael Cottangin took this 12 point, 191 pound buck in Franklin County. (Frame's Outdoor Photo, Liberty, IN)

COLOR RATES: 1 SPOT COLOR (ALL SIZES) \$10 • FULL COLOR 6-11 COL IN \$15 / 12-25 COL IN \$25 / 26-49 COL IN \$35 / 50-94.5 COL IN \$50

THE GAD-A-BOUT ADVERTISING RATES

PLEASE NOTE: EACH DOLLAR AMOUNT BELOW IS PER INSERTION

FULL PAGE 15.75" X 10.37"	1/2 PAGE ALT. SIZES 7.82" X 10.37" 12" X 6.88" 15.75" X 5.13"	1/3 PAGE ALT. SIZES 5.25" X 10.37" 7.82" X 6.88" 15.75" X 3.37"	1/4 PAGE ALT. SIZES 4" X 10.37" 6" X 6.88" 7.82" X 5.13"	1/8 PAGE ALT. SIZES 3" X 6.88" 4" X 5.13" 6" X 3.37"	1/10 PAGE ALT. SIZES 3" X 5.13" 4.5" X 3.37"	4 COL INCH ONE SIZE 4" X 3.37"	1/15 PAGE MONOPOLY CARD SIZE ONE SIZE 3" X 3.37"
\$45 COL. IN.	48 COL. IN.	32 COL. IN.	24 COL. IN.	12 COL. IN.	9 COL. IN.	8 COL. IN.	6 COL. IN.
1 TIME	1 TIME	1 TIME	1 TIME	1 TIME	1 TIME	1 TIME	1 TIME
\$7.00 PCI	\$7.00 PCI	\$7.00 PCI	\$7.00 PCI	\$7.00 PCI	\$7.00 PCI	\$7.00 PCI	\$7.00 PCI
\$651.00	\$336.00	\$224.00	\$168.00	\$84.00	\$63.00	\$56.00	\$42.00
2-11 TIMES	2-11 TIMES	2-11 TIMES	2-11 TIMES	2-11 TIMES	2-11 TIMES	2-11 TIMES	2-11 TIMES
\$8.00 PCI	\$8.00 PCI	\$8.00 PCI	\$8.00 PCI	\$8.00 PCI	\$8.00 PCI	\$8.00 PCI	\$8.00 PCI
\$558.00	\$288.00	\$192.00	\$144.00	\$72.00	\$54.00	\$48.00	\$36.00
12 TIMES	12 TIMES	12 TIMES	12 TIMES	12 TIMES	12 TIMES	12 TIMES	12 TIMES
\$5.00 PCI	\$5.00 PCI	\$5.00 PCI	\$5.00 PCI	\$5.00 PCI	\$5.00 PCI	\$5.00 PCI	\$5.00 PCI
\$465.00	\$240.00	\$160.00	\$120.00	\$60.00	\$45.00	\$40.00	\$30.00

Abbreviations: ALT - ALTERNATE / COL. IN. - COLUMN INCH / PCI - PER COLUMN INCH

ADVERTISERS INFORMATION

(PLEASE PRINT LEGIBLY OR TYPE)

SALESPERSON: _____ DATE: _____
 BUSINESS NAME: _____
 OWNER NAME (S) _____ MGR. OR OTHER _____
 STREET OR P.O. BOX: _____
 CITY _____ STATE _____ ZIP CODE _____
 PHONE: _____ FAX: _____
 CELL PHONE: _____ OTHER: _____
 E-MAIL: _____ WEBSITE: _____
 Ad Size _____ Rate: \$ _____ Monthly Cost: \$ _____
 CIRCLE METHOD OF PAYMENT - CHECK #: _____ CASH: \$ _____
 PLACE AD IN JAN FEB MAR APR MAY JUN JUL AUG SEP OCT NOV DEC
(CIRCLE APPROPRIATE MONTH (S) THE ADVERTISEMENT WILL APPEAR)
 Customer Authorization Signature: _____ DATE: _____

ADVERTISING NOT ACCEPTED FOR: ALCOHOL, TOBACCO OR GAMBLING



GOT THE WINTER BLAHS?
COME SEE US AT FIELDS
OUTDOOR ADVENTURES.
WE CAN HELP WHAT AILS YOU.



We have cases of ammo, hundreds of guns, bows and accessories in stock available today.

Come see our selection of Kimber firearms.

Located at 126 South Perkins St, Rushville, Indiana
765.932.3964 www.fieldsoutdooradventures.com

All items in stock at time of ad. Pricing valid while supplies last. Sorry, no rain checks or special orders. Not responsible for typo errors. Case quantities available on some ammunition. Sale prices not valid for gun trade ins.

Store Hours: Tues-Fri — 10 am to 6 pm. Sat — 10 am to 5 pm. Sun — 1pm to 5pm

Smith and Wesson M&P 15-22




Regularly — \$449.99
Now — \$349.99

ALL Kimber



15% OFF and
1 (One) FREE Box Remington HP
Ammo (\$35 value)

Puma PCP191122
1911-22 — .22LR



Regularly — \$319.99
Now — \$214.99

Walther P22
Camo .22LR






Regularly — \$399.99
Now — \$299.99

Citadel 9MM 1911-A1
CIT9MMCSF




Regularly — \$549.99
Now — \$399.99

Hornady Critical Defense
\$16.99 per box
\$149.90 for 10 Box Case

(9mm .40 S&W,
45 ACP & .38 SPL)

Winchester 20 Gun Safe



Regularly — \$799.99
Now — \$499.99

Made in USA

LIFETIME WARRANTY & FREE
REPLACEMENT GUARANTEE
FOR FIRE DAMAGE &
BURGLARY ATTACKS



Hornady .357 Mag Leverevolution
\$16.99/Box \$150.00/10 Box Case
.44 Mag 240 Gr XTP
\$19.99/Box \$180.00/10 Box Case
.450 Bushmaster
\$29.99/Box \$270.00/10 Box Case


Henry Silver Eagle .22LR




Regularly — \$849.99
Now — \$699.99

Golden Boy .22LR
Regularly — \$499.99
Now — \$449.99

ALL CVA
Muzzleloaders



20% OFF

GSG 522 Rifle .22LR




Regularly — \$349.99
Now — \$269.99

GERMAN SPORT GUNS

Bushmaster 91036 CM-15
W/ Quad Rail




Regularly — \$899.99
Now — \$649.99

Federal (American Eagle)
5.56mm
55gr FMJ XM193
120 rd can




Regularly — \$49.99
Now — \$34.99

Come in and sign up for our loyalty
notifications program.

Special offers will be sent to those
who have signed up.

Be some of the first to have
access to these offers.

Federal .223 Remington 55Gr
FMJ
1,000 Case




Regularly — \$399.99
Now — \$349.99