
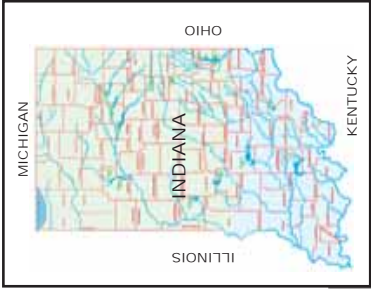


FREE HERE & ON www.thegadabout.com

OCTOBER 2014

THE GAD-A-BOUT™



BACK OF SCULPTURE

FRONT OF SCULPTURE

THE CARVING BY DAYLE LEWIS REQUESTED BY MELISSA BROWNING (UCDC) TO HONOR MILITARY VETERANS CAN STAY IN WHITEWATER MEMORIAL STATE PARK - SEE PG 8&9
ADVERTISER INDEX PG 2 / ARTICLE INDEX PG 3 READ ABOUT COVER PHOTOS ON PAGE 3

TO ADVERTISE IN THE GAD-A-BOUT SEE RATES ON PAGE 31 • CELL 1-765-960-5767 • WEBSITE: www.thegadabout.com • E-MAIL: ray@thegadabout.com



THE 2015 FOURTRAX® RANCHER® KNOWS HOW TO WORK, KNOWS HOW TO HAVE FUN.



ANDERSONS'

Sales & Service IN

Madison, In

2914 CLIFTY DR
812-273-4262

July 1 - February 28 March 1 - June 30
M-F 8:00 AM - 5:00 PM / Sat 8:00 AM - 1:00 PM M-F 8:00 AM - 6:00 PM / Sat 8:00 AM - 4:00 PM

powersports.honda.com UTILITY ATVs ARE RECOMMENDED ONLY FOR RIDERS 16 YEARS OF AGE AND OLDER. ATVs CAN BE HAZARDOUS TO OPERATE. FOR YOUR SAFETY, BE RESPONSIBLE. READ THE OWNER'S MANUAL. ALWAYS WEAR A HELMET, EYE PROTECTION AND PROTECTIVE CLOTHING. BE CAREFUL ON DIFFICULT TERRAIN. ALL ATV RIDERS SHOULD TAKE A TRAINING COURSE (FREE FOR NEW BUYERS. ASK YOUR DEALER OR CALL ASI AT 800-887-2887). NEVER RIDE UNDER THE INFLUENCE OF DRUGS OR ALCOHOL, ON PAVED SURFACES, ON PUBLIC ROADS, WITH PASSENGERS, OR AT EXCESSIVE SPEEDS. NO STUNT RIDING. RESPECT THE ENVIRONMENT WHEN RIDING. FourTrax®, Rancher® and Best On Earth™ are registered trademarks of Honda Motor Co., Ltd. ©2014 American Honda Motor Co., Inc. (08/14)

ADVERTISER INDEX

YOU CAN PICK UP A FREE COPY OF THE GAD-A-BOUT AT THE ADVERTISERS LISTED BELOW or READ IT FOR FREE AT www.thegadabout.com

- INDIANA**
- ANDERSON**
9 Guns Pg 26
Crackshot Guns Pg 20
Gunslingers Pg 16
- AUSTIN**
Austin Westside Sunoco Pg 15
Burris Electric & Plumbing Pg 11
- BATESVILLE**
Doll Landscape Nursery, Inc Pg 15
French's Locker LLC Pg 24
- BROOKVILLE**
52 Pik-up Convenience Store Pg 5
Dairy Cottage Pg 10
Noble Boys Furniture Pg 25
- BROOKVILLE LAKE AREA**
Barton Bay Pg 12
Brookville Guide Service Pg 5
Frames Outdoor Pg 4
Jay's Midlake Bait, Tackle & More Pg 9
Parkside Marine & More Pg 3
Quakertown Marina Pg 7
Steve's Marine Pg 11
- CAMPBELLSBURG**
The Sagamore Resort/Kents Harbor Pg 6
Campbellsburg Hardware Pg 23
Worley Farm Salvage Pg 31
- CAMBRIDGE CITY**
A - T & I Service Pg 15
Lakeview Restaurant Pg 8
- CANAAN**
Switzerland County Produce Auction Pg 10
Scotts Ridge Dog Carriers Pg 31
- CENTERVILLE**
Animal Hospital of Centerville Pg 26
Mills Funeral Home Pg 9
- CONNERSVILLE**
Matt's Custom Guns Pg 18
- DEPUTY**
Marion's Greenhouse Pg 7
- DUBLIN**
Rihm's Meat Processing Pg 21
- GREENFIELD**
Highsmith Guns Pg 29
Jensen's Pawn & Guns Pg 15
- GREENSBURG**
Country Mart/Prem1ier Ag Pg 17
Cutting Edge Sporting Goods Pg 30
Guns & Tackle, Inc. Pg 28
Tree City Metal Sales Pg 23
Wagner's Barber Shop Pg 21
- HAGERSTOWN**
Big Daddy's Guns & More Pg 17
- HANOVER**
Pate Meat Processing Pg 25
- HARDY LAKE**
Pioneer Village Pg 20
- HENRYVILLE**
Budroe's Bus Stop Pg 28
- INDIANAPOLIS**
Indiana State Police Pg 6
Van Wimmer's Gem & Jewelry Show Pg 4
www.IndianaOutfitters.com Pg 19
- KNIGHTSTOWN**
Knightstown Meats & Catering Pg 2
McDonald's Bait & Tackle Pg 29
- KOKOMO**
Joe's Beef Jerky Pg 20
Kokomo Marine Sales & Svc Pg 12
Martino's Italian Villa Pg 20
- LAKE MICHIGAN AREA**
Brother Nature Charters Pg 11
- LAUREL**
Laurel Hotel Restaurant Pg 27
- LEXINGTON**
Ernie's Traps & More Pg 26
- LIBERTY**
Carl Sharp State Farm Ins Pg 30
J's Restaurant Pg 27
Bertch Hardware Pg 27
Liberty Restaurant Pg 30
P.R.S. Insurance Pg 29
Protect Our Liberty Firearms Pg 13
Woodruff's Supermarket Pg 8
- LOGANSPOUT**
Dale Hardy Supplies Pg 16
- MADISON**
Andersons' Sales & Svc Pg 1
Burris Elect & Plumbing Pg 11
Madison Outdoors Pg 28
- MARION**
Riverside Sporting Gds Pg 30
- MCCORDSVILLE**
Cap'n Hooks Bait & Tackle Pg 29
- METAMORA**
Kaleidosaurus Books & Toys Pg 26
- MILROY**
Milroy Shoes Pg 25
Troyers Country Store & Bakery Pg 25
- MUNCIE**
Light House Bait & Tackle Pg 21
- NEW CASTLE**
Rusty Duck Guns Pg 27
- NEW TRENTON**
Connected Afield APP Pg 24
- NOBLESVILLE**
Log Home Center Pg 18
- NORTH VERNON**
Ebbing Auto Parts Pg 27
John's Gun & Tackle Pg 7
- OSGOOD**
Comer Buildings Pg 24
- PATOKA LAKE**
Fishermen's Village Pg 23
Hoosier Hills Marina, Inc Pg 26
Painter Creek RV Park Pg 23
Poor Boys Country Store Pg 23
Schwartz Family Restaurant Pg 4
- PENDLETON**
Aarons Auction Headquarters Pg 13
Vape HQ Pg 13
- PORTLAND**
1 Shot Sports Pg 24
- PRAIRIE CREEK RESERVOIR**
Dry Dock Marina Pg 14
- RICHMOND**
Army Navy Store Pg 14
- Best Stop Auto Care Pg 20
JoAnn's Cafe Pg 24
Mendenhall Hardware Pg 10
Merkamp Sales & Service Pg 3
Middleton Car Clinic Tool Sharpring Pg 10
Prairie Wolf Gun Repair Pg 25
Riggle-Waltermann Mortuary Pg 25
Tri County Awards Pg 13
Westside Storage Pg 13
- RIDGEVILLE**
Heritage Goodhew Metal Roofing Pg 10
- RUSHVILLE**
Fields' Outdoor Adventures Pg 32
- SALEM**
Red Barn Bait Shop Pg 16
- SALAMONIES LAKE AREA**
Bozarth Country Store Pg 22
S & S Bait & Tackle Pg 23
- SCOTTSBURG**
C & T Cycles Pg 24
Rick & Jeff's Floor Coverings Pg 21
Scotts Ace Hardware Pg 30
- SELMA**
Light House Bait & Tackle Pg 21
- SEYMOUR**
Burris Elect & Plumbing Pg 11
- SHELBYVILLE**
Blue River Arms, LLC Pg 28
The Gun Den Pg 21
- SUMMIT LAKE AREA**
Gittin Jiggy With It B&T Pg 22
Summit Lake Bait & Tackle Pg 21
- SUMMITVILLE**
Pipe Creek Retrievers Page 29
- VALLONIA**
Tollivers Hunting & Fishing Supls Pg 27
- WARSAW**
Streak Free Microfiber Cloth Pg 4
- WEBSTER**
C & C Webster General Store Pg 28
- WEST BADEN**
Freckles Guns & Fireworks Pg 23



KNIGHTSTOWN LOCKER MEATS AND CATERING

8037 South 575 West, Knightstown, Indiana 46148

765-345-2410 or 1-800-718-6010

www.ktownmeatsandcatering.com

Directions: 1 Mile North of US 40 on County Road 575 West – East of Knightstown

Dan Titus Owner/Operator for 30 Years

DEER PROCESSING includes skinning, cleaning, cutting, wrapping & freezing
Cape removal for mounts (must be picked within 24 hrs. of drop off)

We offer a variety of summer sausages and snack sticks along with many specialty products

Summer Sausage:

- Regular
- Hot Summer Sausage
- Cheddar Cheese Summer Sausage
- Jalapeno Cheese Summer Sausage
- Habanero Cheese Summer Sausage
- Salami
- Bologna

All summer sausage comes in approximately 2# rolls

Snack Sticks:

- Regular Snack Sticks
- Hot Snack Sticks
- Snack Sticks with Cheddar Cheese:
- Snack Sticks with Jalapeno Cheese
- Snack sticks come in 10 sticks/pound

Deer Specialty Products:

- Deer Brats • Deer Bacon • Skinless Smoked Sausage
- Deer Jerky • Smoked Ham

DEER TRIMMINGS: We accept CLEAN, BONELESS, FRESH OR FROZEN deer meat for processing into product. Please use clear plastic food grade bags or containers to store your trimmings. We will **NOT** accept meat in TRASH BAGS because of the chemicals used to produce these bags. Metal Tag Number or Confirmation Number is required with trimmings. NOTE: Jerky is made from the whole round. Bring entire ham whole with bone in for jerky.

24 HOUR DROP OFF COOLER AVAILABLE

DEER MUST BE METAL TAGGED OR HAVE ONLINE CONFIRMATION NUMBER TO USE DROP-OFF OPTION

Hours: Mon-Wed-Fri 8AM – 6 PM; Tues-Thur 8AM-5 PM Saturday 8AM-Noon; Closed Sunday
OPEN EXTENDED HOURS AND ON SUNDAY'S DURING FIREARM SEASON



THE GAD-A-BOUT™



IN THIS ISSUE

October 2014 • Volume XXIV • NO. 294

Created in 1990 & Published Monthly
by Kentucky Colonel Ray Dickerson
or the name given to him by Golden Eagle in 1995
LOKA'DWE ICHUTAKU YUSHEDON'
Translated "Man who gets things done!"
at 105 East South Street, Centerville, IN 47330
TO CONTACT THE GAD-A-BOUT
Cell: 765-960-5767 Office: 765-855-3857

Website: www.thegadabout.com

**E-Mail: raythegadabout@gmail.com

Facebook: www.facebook.com/thegadabout

COPYRIGHT BY GADCOE 2014

DISCLAIMER: The ideas and opinions expressed by the writers appearing in The Gad-a-bout are not necessarily the same as the publishers.

ADVERTISING SALES

UNLIMITED AREA

CALL: RAY DICKERSON

CELL: 765-960-5767 OFFICE: 765-855-3857

CALL: RICH CREASON

CENTRAL INDIANA CELL: 765-215-3478

CALL: ERNEST McCLEERY

SOUTHERN INDIANA CELL: 812-866-4510

MERKAMP Sales & Service

Monday - Friday 8 a.m. - 5 p.m.

Saturday 8:30 a.m. - Noon

OUTDOOR POWER EQUIPMENT



Jct. HWY 35 North & 38
Richmond, IN 47374

765-962-2048

SPECIAL FEATURES

Carving with cross-shaped grave marker approved to stay on Whitewater Memorial State Park by Ray DickersonPages 8,9 & 28
Veteran Appreciation Day, Special Guest, 2nd Lt. Gordon Allen, WWII B-17 Navigator & POW by Ray DickersonPages 14,15,28 & 29
Morrie and Janice Edelman Big Game Hunter and Sunrise, Inc. Therapeutic Riding Center by Ray DickersonPages 16,17,18,29 & 30

REGULAR FEATURED WRITERS

ROAMING THE OUTDOORS by Ray Dickerson (<i>Trip to MA, Seabee Cap, Sunrise 5k & 10k event, I've had requests for subscriptions</i>)Page 4,7,30 & 31	Editorial Comment & Opinion
BROOKVILLE LAKE by Tag Nobbe (<i>October Fishing Brookville Lake</i>)Page 5	So You Wanna' Catch More Fish
INDIANA STATE POLICE by Sgt. John D. Bowling (<i>Pendleton Troopers Honored at Awards Ceremonies; Harvest Time; Watch for deer</i>)Page 6	News from the Indiana State Police
INDIANA DNR by I.C.O. Gary Catron, Master Conservation Officer (<i>A Curious Little Cousin; A Little Shout-Out; Wear-It Contest</i>)Page 7	Indiana Department of Natural Resources News
OUTDOOR HUMOR: by Dan Graves (<i>How To Drown A Fishing Buddy</i>)Page 10	Misfires & Snags
LAKE MICHIGAN by Capt. Mike Schoonveld (<i>PIN BONE PAINS</i>)Page 11	Fishing Lake Michigan
OUTDOORS & TRAVEL by Rich Creason (<i>An Unusual Collection</i>)Page 12	Outdoors with Rich Creason
OUTDOORS by Joe Martino (<i>Switching It up to bring my A-Game, Author learns to shoot bow left-handed</i>)Page 20	Indiana Outdoors
CAMPING by John & El McCory (<i>Camping Clubs in North America (1)</i>)Page 21	Camping Here & Beyond
CRAPPIE FISHING by Ron Billbrey (<i>High Stakes Open Tournament</i>)Page 22	Indiana Slab Masters
PATOKA LAKE by Jim Behrman (<i>Greatest Excursions</i>)Page 23	Vacationing In Southwest Indiana
GUEST ARTICLE by Glen Kelsey (<i>Connectedafield</i>)Page 24	Download an App
GUN REPAIR by Marshall Smith (<i>Gun Safety; Gun Rights</i>)Page 25	Notes from Prairie Wolf Gun Repair
TRAPPING by Dr. Fred Philips, DVM (<i>Box Traps</i>)Page 26	Indiana State Trappers Association
METAMORA INDIANA by Janice Hunsche (<i>October Activities in Metamora, A Historical Canal Town</i>)Page 27	Happenings in Metamora, Indiana
BUSINESS ARTICLE by Ray Dickerson (<i>Protect Our Liberty Firearms</i>)Page 13	

GAD-A-BOUT DEPARTMENTS

Advertiser IndexPage 2	Gad's CornerPage 31
Rate Sheet & Contract FormPage 13	

ABOUT THE COVER PHOTO

The carving of a 8.5 foot Veteran Memorial inspired sculpture on the front cover was done by Gayle Lewis who lives in Richmond, Indiana. He was carving a damaged tree in J's Restaurant parking lot in Liberty making it look like an Ice Cream cone. It looks really nice, I've seen it many times since he carved it. Anyway while he was doing that carving, Melissa Browning who is Executive Director of the Union County Development Corporation (UCDC) saw him doing the carving and asked him if he could do a carving during the 4th of July Liberty Festival. Dayle agreed to do a Veteran carving. After the carving was finished it was given to the Whitewater Memorial State Park to put on display there. The Whitewater Memorial State Park was built after people living and working in Union, Fayette, Franklin and Wayne counties raised the required money and had it built in honor of local Veterans of World War II. The Whitewater Memorial State Park became Indiana's 16th state park in 1949. A local business person complained to Melissa Browning that the carving had a cross on it and it couldn't be on government property. A controversy ensued and for a while it looked like the carving would have to be removed from the state park. Adding fuel to the problem a Wisconsin based group (FFRF) joined in asking for the carving to be removed from the park. (Read article on Page 8 & 9) (Composite Photo by Ray Dickerson)

CRESTLINER BOATS



VT MODEL 19



1750 SUPER HAWK



"NEW 2015 MODELS ARRIVING"

**CLOSEOUT ON 2014 MODELS
MANUFACTURERS DISCOUNT TOO!**

**CLEAN, SHRINK, STORE,
WINTERIZE**

FULL SERVICE

HARRIS FLOTEBOTE



230 GRAND MARINER SEL



220 SOLSTICE

7191 FOX RUN RD BROOKVILLE, IN 47012 765-647-4619

E-mail: boats@parksidemarineandmore.com Website: parksidemarineandmore.com

"We are located across the road from Mounds S.R.A. Entrance at Brookville Lake"

Roaming The Outdoors



by Ray Dickerson

THE GAD-A-BOUT IS FREE

At Advertiser locations and Advertiser support locations (see advertisers index on page 2) and read The Gad-a-bout for free on my website: www.thegadabout.com

OUR TRIP TO MASSACHUSETTS WAS FUN BUT WE HAD OUR UPS AND DOWNS TOO FORTUNATELY NO BROKEN BONES

Sherry and I planned an August trip to Massachusetts to visit our daughter and grandkids, Amy, Breanna, Dylan and the newest one, Logan. Since our planned trip was close to the Labor Day Weekend I should have called earlier, but I didn't. When we traveled to Texas and Florida earlier this year I made my reservations about a month and a half in advance and didn't have one problem with the motel/hotels I picked.

This time however I began looking at the beginning of August, but finding that most of the motel/hotels in the Worcester (Wooster if a native) area was booked for the week before and Labor Day weekend.

I made reservations at a Days Inn we had stayed in back in 2007 when we made our first ever trip to see Amy after she moved there. The Days Inn is at 889 Boston Turnpike in Shrewsbury, MA. I wanted a King bed, but none was available so I settled for a Double Bed, non smoking. The pictures on line looked very nice and it wasn't far from Amy's home.

We arrived at the Days Inn a bit early, we recognized the building immediately, the room wasn't ready, but I went ahead and checked in at the office, telling the Clerk we would be back later after visiting our daughter.

We returned to the Days Inn at around 2 p.m., the clerk said the room was ready. They didn't have a cart, the room was on the second floor so I parked around in back, told Sherry to wait in the car and I would go in and see where the room was, then we would unload the car.

I went to the desk and asked the clerk where room 214 was located, she directed me and I went upstairs, unlocked the door and went in - my mouth dropped open as I looked at the room. It was a mess (I wish I had taken my camera in with me) the carpeting was wrinkled, well worn and dirty, the room smelled similar to what a pool room smells like with everyone smoking in it. The beds, bathroom, air conditioner just looked like it hadn't been cleaned in months. I went downstairs and complained so the clerk gave me another key for a different room. It was the same, but worse the beds looked unmade, so I went back a second time, she gave me another key, this time the room hadn't been touched by a maid, I went back to the



Top Photo, From left to right: Our daughter, Amy Dickerson, grandson Dylan, Sherry Dickerson and granddaughter Breanna. We visited the Worcester Ecotarium at 222 Harrington Way, Worcester, MA 01604 (508) 929-2700. It is really an interesting place to visit, this was our second visit. The last time we was there these grandkids were a lot younger, but it for all ages. Bottom Photo: This was the Motel 6 where we stayed all the time we visited our daughter and grandkids who live in Worcester, MA. If you live there the name of the city is Wooster, with a Boston accent. If you happen to be traveling there sometime, I highly recommend this motel. The owners name is Jayesh Patel, the very nice desk clerk's name was Naresh Kumar who talked to me on the phone. We were very happy with their motel, if we happen to go to Worcester again, we know where to stay.

clerk. She was busy with a lady who had just seen her room and was canceling her reservation. I went back to the car, Sherry asked me what was taking me so long. I took her up to our room and showed her. She gave me that look that says, what do we do now? I told her we were going to cancel our reservation and find some place else. She said, "Where?" We went to the clerks desk, she was still trying to figure out why she couldn't make the computer print out the cancellation for that lady. I told the clerk we wanted to cancel our reservation. We waited our turn, canceled the room, hoping that the room actually did get canceled, won't know for sure until I get my credit card bill.

We left, Sherry was upset and wanted to know how we were going to find another motel, where? Just about then a light bulb went off in my mind. I started leafing through a notebook I had our driving maps, directions and maybe a list of motels in the area I had printed back when I was still looking for a motel/hotel. I found the short list, looking through it I found a Motel 6 in Westborough, MA. I called them and talked to the desk clerk, Naresh Kumar who said yes they had a room I could have for the week, he gave me the address and we headed for it. It was actually only about 2-3 miles west of the Bate's Mo..., I mean Days Inn on the Boston Turnpike.

The Motel 6 was a very
**CONTINUED ON
PAGE 30**



Frame's Outdoor

- Fishing • Hunting
- Rifles • Shotguns • Gun Safes
- Camping • Firewood
- Archery Range • Live Bait
- Western Wear & Gifts

Whitewater State Park
Brookville Lake
Hunting & Fishing Headquarters
Deer and Turkey Check-In Station

Call: 765-458-7227
855 South State Road 101
Liberty, IN 47353
Website: www.frames-outdoor.com
E-mail: framesoutdoor@aol.com



SCHWARTZ FAMILY RESTAURANT

We Serve Cafeteria Style Homemade Food From Scratch

A daily variety of freshly baked deserts, homemade bread and dinner rolls

Summer Hours: Tue. & Wed. 11 am to 8 pm / Thur. 11am to 9 pm / Fri. & Sat. 8am to 9pm / Sun. 8am to 2pm / CLOSED Mondays

Every Thur. night 6 to 9 pm live music, join us for fun & free ice cream!
ANNUAL AUTUMN MUSIC FESTIVAL - Sept 19 - Live Music & Big Fireworks
Sept 20 - Tribute to the Grand Ole Opry 9am-12pm / Other Bands 12pm-7pm
Sept 21 CAR SHOW / Bring Lawn Chairs

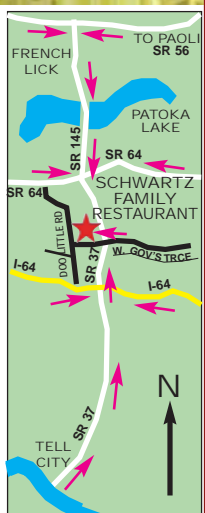
You don't want to miss this "Mark Your Calendar"

6738 W. Governors Trace, Eckerty, IN 47116

812-338-9000

Like Us On Facebook: Schwartz Family Restaurant

Website: www.schwartzrestaurant.com



Treasures of the Earth Gem & Jewelry Shows www.toteshows.com

16th Annual Indianapolis Fall
Bead, Gem, Mineral & Jewelry Show
Indiana State Fairgrounds - Ag/Hort. Building
1202 East 38th Street - Indianapolis, Indiana

October 3-5, 2014

Friday & Sat 10am-6pm Sunday 11am-5pm

Admission \$5 Ticket good all 3 days
Children under age 16 Free - Hourly Door Prizes
Custom work & repairs while you wait - Food Available
Beads - Pearls - Minerals - Fossils - Silver & Goldsmiths
Displays by 500 Earth Science Club & Indiana Bead Society
Continuous Silversmithing classes & Lamp work bead making

So You Wanna Catch More Fish



by **Tag Nobbe**
Professional Fishing Guide

October Fishing Brookville Lake

October is that time of the year where things in the lake start to change. Water temperature starts to drop, days get shorter, winds starts to blow, fish start to move from their summer homes to their winter homes. So if you want to continue to catch fish you have to move with the fish. Most of the summer the water temperature has been in the mid 80's with a thermo cline around 25 feet. A lot of the fish we caught this summer where from 10 feet down to 25 feet fishing on or around flats or under water points. But now with the surface temperature cooling off this will change the places, depths, times of day, and the way fish feed.

BROOKVILLE LAKE GUIDE SERVICE



Tag Nobbe - Owner & Guide

6 Hour Trip Rate

(Rates subject to change without notice)

- 1 Person \$225.00 • 2 People \$275.00
- 3 People \$325.00 • 4 People \$400.00

A non refundable \$50.00 deposit is required for booking. Cancellations within 48 hours of your date will be credited towards a future guide trip.

Fishing Seasons

- April - December Walleye Charter Seasons
- May - December Striped Bass Charter Season
- April - October Crappie Charter Season
- Mix any of the above in the same day

Contact me for your fishing trip by
Calling my Cell: 765-265-3238
E-mail: tag@tagnobbe.com or

Website: www.brookvillelakeguideservice.com

Fully licensed & insured for 17 years now.

One of the first things to change is the water temperature. As it falls from 80 degrees on the surface into the sixties it will cause the lake to turn over. What this will do is make the thermo cline go away and re oxygenate the deep water and allow the fish to go as deep as they want. Another thing that goes away is part of the food source. All the bugs worms and crawl dads go into hibernation until spring. So for the next 6 months the only food source is going to be a bait fish called a shad or each other. In the dead of winter I have caught large mouth bass and walleye with small blue gill and crappie in their stomachs.

Another thing that is going to happen is winter draw down. On or around October 15th the lake level will be lowered 8 feet. Depending on the weather, this will usually take about a month. What this does to the fish is give them the idea that the lake is drying up. What they will do is pull out and suspend over deep water, and eventually hold next to deep drop off ledges.

I have fished every winter for the past thirty years and from day light till early afternoon is the best time to fish. For some reason that first light bite is hot all winter. Then after that it comes and goes. I think the fish meander around in big circles or just move through the area your fishing.

There are a few different ways to catch fish in the fall through out the winter, but my favorite way to fish is with a spoon or a blade bait. Now there are several different spoons and blade baits on the market but the ones I like to use are the ones that we sell at 52 Pick-up. I have tried them all and some for what ever reason just don't work.

The best way to fish a spoon or blade bait is the straight up and down method. From a boat find the fish holding close to the bottom with your fish finder. Simply let the spoon or blade bait free fall to the bottom and then just lift and drop the bait trying to stay in contact with the bottom. What your trying to look like is a dying bait fish. When you lift the bait that is the dart, that is what gets the fishes attention when the bait flutters back down to the bottom, that is what triggers the strike. I switch back and forth from a spoon to a blade bait and also switch colors and sizes. You have to try a few different things and let the fish tell you what they want.

Another good method is to simply cast to the bank. For a period in the fall when the water temperature gets cool, predator fish will push and trap bait fish against the shore. One fish that is notorious for this is white bass. Look for them around main lake points. A simple cast and retrieve of a white rooster tail is all that is needed

From late October through the end of December all the fish are in the same boat sort of speak. They are all trying to fatten up for that long winter that is just around the corner. With all the bugs, worms, and crawl dads in hibernation they are all feeding on some type of fish that is smaller then they are. So how ever you like to fish just think bait fish.

Good luck


Tag

If you need more info E Mail me at tag@tagnobbe.com or go to the web site www.brookville-lakeguideservice.com or call my cell phone 765-265-3238.

I guide fish for walleye, striped bass, and crap-

pie starting mid April till the mid December 7 days a week on Brookville Lake. We fish out of a 2007 Lund Pro V 2025 with a 225 Honda motor. I supply

CONTINUED ON PAGE 26



Top Photo: Walleye caught on a Hopkins spoon.. Second Photo: Blade baits. Third Photo Down: (igging spoons. Bottom Photo: Picture of a drop ledge. (Author Photos)



When it comes to fueling your outdoor needs

Gasoline • Fresh Coffee • Deli Style Sandwiches • Fountain Drinks • Snacks • Sporting Goods
Live Bait & Tackle • Guided Fishing Trip Information • Hunting & Fishing Licenses • Check Station and More



Brookville Lake Guide Service

Guide: **Tag Nobbe**

Phone: **765-647-4329**

Cell: **765-265-3238**

Web: brookvillelakeguideservice.com

Near Brookville Lake just south of Brookville on U.S. Hwy 52 (765) 647-3600

News from the Indiana State Police



by Sergeant John D. Bowling
Public Information/Recruiting Officer

Pendleton Troopers Honored at Awards Ceremonies

Indianapolis – In two separate ceremonies held in mid August at the Government Center in Indianapolis, Pendleton District Troopers were honored for their hard work and dedication in 2012 and 2013. Two year Trooper Sam Cook was honored as Pendleton District “Trooper of The Year” for 2013, as well as tops in the district for DUI enforcement in 2013, with 60 DUI arrests. The district “Trooper of the Year” award is presented to the trooper at each district who has achieved outstanding enforcement efforts in the areas of traffic and criminal enforcement, case and crash investigation, public information programs and community service, and who has exemplified the professionalism and integrity of an Indiana State Trooper. Cook, who was assigned to Henry and Wayne Counties last year, is currently assigned to Madison and Delaware Counties. Trooper Cook was awarded an engraved plaque for his accomplishments. Also honored was Senior Trooper Jason Girt. Girt, a thirteen year member of the Indiana State Police was honored for his outstanding DUI enforcement efforts in 2012 by leading the Pendleton District with 53 DUI arrests. Senior Trooper Girt is assigned to the Pendleton District North Zone and works Madison and Delaware Counties. Girt also received an engraved plaque for his accomplishments.

Pendleton Trooper Doug Snyder was honored with the Lifesaving award for his actions at a crash scene on 4/15/13 in Henry County. Trooper Snyder was driving through Henry County around 4 p.m. that afternoon when he heard Henry County Dispatch put out a crash in the 5800 block of SR 38 in eastern Henry County. Snyder wasn't far away and



Pendleton Trooper Sam Cook was awarded Trooper of the year 2013. (Photo by Sergeant John Bowling)



Pendleton Trooper Doug Snyder was honored with the Lifesaving Award. (Photo by Sergeant John Bowling)

responded to find a small box truck off the north side of SR 38 in a field.

There were two motorists at the scene that had stopped to assist. Snyder could see that the driver of the truck, 68 year old John D. Hale of Muncie, was not breathing and had no pulse. John Hale's wife, who was in the truck with him, said her husband had suddenly lost consciousness before driving off the road. With the help of the Good Samaritans Snyder lifted the driver out of the truck and placed him on the ground.

Snyder, relying on his training, immediately began CPR. As Henry County EMS arrived one of the Good Samaritans took over compressions so Snyder could assist the EMS crew. John Hale survived the incident due to the quick thinking and actions of Trooper Snyder, and later got to thank Snyder when he visited his room at IU Health's Ball Memorial Hospital in Muncie.

Snyder, a seven year member of the Indiana State Police, was “commended for outstanding police performance in the saving of a human life, and the display of exceptional initiative, capability and attention to duty, thereby earning respect and admiration for himself and the Indiana State Police”.

Pendleton Trooper Tyler Painter was honored with a Service Appreciation Award for his work in the Firearms Division last year.

In June of 2013 Painter, who was on limited duty status due to an injury, volunteered to temporarily

transfer to the Firearms Division to assist with the increased amount of firearm carry permit applications the division had been receiving. Painter assisted the firearms division in getting the applications caught up and out to residents in a timely fashion.

Painter is a seven year member of the Indiana State Police and is a road trooper assigned to Henry and Wayne Counties in the Pendleton District.

Harvest Time Safety

It's the time of year to watch for farm equipment on roadways as farmers work to get in crops. The Indiana State Police offers the below safety tip reminders.

Tips for farmers:

- Have all lighting and placards on your equipment as required by law.
- When parking equipment along the road while in the field, make certain it is visible at night.
- Avoid traveling on state and U.S. highways during rush hour traffic.
- Wear reflective clothing when working at night so as to be seen by motorists and farm workers.
- Indiana Code 9-21-5-7 requires operators of vehicles being driven at a speed below the posted limit to

CONTINUED ON PAGE 26



15179 Old State Road 101 • Liberty, IN 47353
765-458-7431 ext. 221
Web Site: www.kentsharbor.com E-mail: lodging@kentsharbor.com

OPEN ALL YEAR!!



Sagamore Resort Rates
(April 1—October 31)
Studio Apartment—sleeps 4 starting at \$159
One Bedroom Unit—sleeps 4 starting at \$189
Two Bedroom Unit—sleeps 8 starting at \$269
Multiple Night Stay Packages Available

- Harbor Links Golf Club
- Swimming Pool
- Transient Boat Slips
- Boat Rentals
- New & Used Boat Sales
- Ainsley's Cafe

ALL LOCATED AT KENT'S HARBOR MARINA

Integrity — Loyalty — Community

Do you have what it takes?



Apply at www.in.gov/isp through 11/30/14

Indiana Department of Natural Resource News



by I.C.O. Gary Catron Master Conservation Officer A Curious Little Cousin

Last summer a friend of mine (I'll just call him 'Bob') approached me with the simple question, "Have you ever heard of a 9mm shotgun?" he asked. After replying that I had not, my interest was piqued when Bob tells me that he owns one. My initial thought was such an odd sized gun would have been made by a 'wildcat' gun maker or by one of the lesser known names in the world of gun making. I was surprised when Bob told me it was a Winchester model 36 shotgun. No, the name Winchester does not reside on the list of lesser known names in gun making, nor would it be associated with any definition of a 'wildcat' gun maker, but rather on the 'Who's Who' list of historically significant companies in the United States.

Bob told me he didn't have the gun with him but he did have some of the ammunition for it in his truck he'd like to show me. So, with my curiosity in tow, I followed. As I was handed several unspent shotshells the size of which I can only compare to a half smoked cigarette. Knowing there surely couldn't be room on its base for a traditional centerfire

A LITTLE SHOUT-OUT TO A FEW OF MY NEW FAVORITE PEOPLE



Five year old Alayna Miller, her teacher, Mrs. Godar, and ICO Gary Catron. (Author Photo)

primer, I checked. No separate primer; a rimfire (no primer pressed into the base, but a design common to .22 caliber cartridges). A standing invitation was made for me to stop by Bob's house to see the gun in person. I intended to.

It seems this odd little gun (no disrespect intended) was manufactured from 1920-1927 and carried the moniker 'garden gun'. By most accounts I've looked up via the internet, only a little over 20,000 were made. The intended purpose of this short-range shotgun was to rid the home and garden areas of pests. One online source provides information that the design of the Winchester model 36 was built on John M. Browning's patent for the Winchester Model 1900, a single-shot bolt action 22 caliber rifle. Overall length of the model 36 is 34".

Flash forward to a few weeks prior to this writing; I contacted Bob and asked if I might have a hands-on look of his curious little shotgun. Within a half an hour Bob was showing off his little gem of a shotgun along with several shotshells in their original box from the Winchester Repeating Arms Co. What initially seemed strange was the weight of the gun. By far the lightest shotgun I've ever held, or quite probably ever will. The gun was true to what I'd viewed via several internet sources. I imagine due to its intended usage, the model 36 was made with gum wood rather than the walnut other Winchesters had been made from. There were no fancy engravings or other sings of vanity on this gun. This was a utility gun by all accounts and would not be pampered but rather banged around a good deal during its lifetime. While original ammunition would be a bit scarce to



Eleven year old Luke Corlette and ICO Gary Catron (Author Photo)

"WEAR-IT CONTEST WINNER ANNOUNCED"



Eighteen year old Jonathon Singleton with his well deserved award. (Author Photo)

obtain it seems there is at least one company now making ammunition suited for the model 36, so if you have one there's still hope you may be able to
CONTINUED ON PAGE 28

Marion's Greenhouse
4 miles North of 256 on Hwy 3, Deputy, Indiana
812-866-2856/701-2240
Mon-Sat 9:00 am-5:00 pm Sun 12-4
"FALL MUMS"
PANSYS
PUMPKINS - GOURDS
BULK GARDEN SEED
VINTAGE PLANT DESIGNS
PERENNIALS
LARGE GIFT SHOP
ALL OF YOUR
GARDENING NEEDS!
FERTILIZER - MULCH - SOILS



Left: Without the identifying box of ammunition or other items to compare relative size, those viewing this photo of the little utility workhorse would likely identify this as a .410 shotgun. Right: From L-R: the 9mm is dwarfed even by the .410 shotshell which is followed by 28,20,12 and 10 gauge shotshells. Possessing multiple sizes of ammunition while hunting or shooting could lead to the wrong size ammunition being loaded into a firearm creating a dangerous or even deadly situation. Only the size ammunition suitable for the firearm being used should be possessed. (Author Photos)



QUAKERTOWN MARINA
Located on beautiful Brookville Lake at the peaceful North end...Quakertown S.R.A.
Liberty, Indiana Ph: 765-458-6490
www.quakertownmarina.com



Boats For Sale! Check Us Out!
Winterization Packages • Moorings Available • Boat Rentals

WINTERIZING SERVICE

OUTBOARDS	\$ 85.00
I/O INBOARD	\$195.00
WATER SYSTEM	\$80.00
GENERATORS	\$70.00
PULL (Other than Houseboats)	\$35.00
WINTER STORAGE	\$150.00
WINTER STORAGE (Houseboats)	\$175.00
PRESSURE WASH BOTTOMS	
SHRINK WRAP	

INDOOR AND OUTDOOR STORAGE AVAILABLE

REMINDER:
Quakertown Marina also has a "Certified Mechanic" on duty

JOHN'S GUN & TACKLE

ULTRA DOG FOOD / OWEN'S DOG BOXES
HUNTING LIGHTS / DAN'S HUNTING CLOTHES
GARMIN TRACKING SYS. / DOG LEADS & COLLARS

ARCHERY SUPPLIES / BOWTECH BOWS
INDOOR ARCHERY RANGE / TECHNO HUNTING SYS.

MUCK BOOTS / RELOADING SUPPLIES
LONG GUNS / HAND GUNS / AMMO
FISHING TACKLE, SUPPLIES & LIVE BAIT

Owners: John & Cora Durham
Manager: Enos Amburgey
HOURS: Monday thru Saturday 7 am - 8 pm
Sunday 9 am - 5 pm

200 N. Highway 3 & 7
North Vernon, IN 47265
812-352-7075



With the two views on the cover of this issue and the three above you have almost a 360° view of Dayle Lewis's carving of this beautiful sculpture he created of a Veteran saluting with another kneeling at a gravesite complete with a white cross, the bald eagle sits at the top with its wings draped on either side (Photos by Ray Dickerson)

CARVING WITH CROSS APPROVED TO STAY ON WHITEWATER MEMORIAL STATE PARK

by Ray Dickerson

I'm probably the last outdoor writer to write about the uproar caused when my friend, Dayle Lewis carved a beautiful 8.5 foot Veteran inspired sculpture at the request of Melissa Browning (Executive Director of Union County Development Corporation - UCDC) with the purpose of giving it to the Whitewater Memorial State Park located south of Liberty. Dayle carved it during the 4th of July Festival in Liberty, much to the thrill of all who saw him carving it.

I attended all 3 days of the festival and was not aware of its being carved.

The following week I was in Melissa Browning's office and she asked if I had seen the Veteran inspired sculpture that Dayle Lewis carved on Market Street during the festival.

I told her no.

She said the sculpture had been carved with the intention of presenting it to the Whitewater Memorial State Park because the park was built to honor World War II Veterans.

She said the Veteran sculpture had been given to the IDNR at Whitewater Memorial State Park. That Scott Crosley the property manager at the park was waiting to hear something from Indianapolis as to whether they could keep it at the park.

She told me a local business person complained to her about a cross that was on the sculpture, it wasn't appropriate to have a religious symbol on government property.

I told her I could write about it in my upcoming September Gad-a-bout and see what my readers had



Melissa Browning, Executive Director of UCDC asked Dayle Lewis if he could do a carving during the July 4th Liberty Festival, after seeing him doing a carving at J's Restaurant.

to say about it. Myself I thought it was okay because it was fitting, especially for the Whitewater Memorial State Park that was built for the express purpose of honoring Veterans.

Melissa asked me not to write anything because they wanted to keep it quiet, hoping that the matter would be resolved before it got too much publicity.

I agreed not to write about it, it sounded like the most prudent thing at the time.

That same week I published my September issue and distributed it.

The following Sunday, August 17th, on the front page of the Pal-Item was the story about the Veterans sculpture being given to the Whitewater Memorial State Park. The writer wrote about the Liberty business person who complained about the Veteran sculpture with the white cross on it being on state property. She also said that the Indiana Department



Dayle Lewis standing beside the Centerville Bulldog he carved in Maplewood Park in 2006. (Photo by Ray Dickerson) of Natural Resources was checking to see if they could accept the sculpture or not.

I thought to myself, well the cat's out of the bag now!

I could think of no better place for the Veteran inspired sculpture, especially with the cross, than on the Whitewater Memorial State Park. To me that is hallowed ground, the park was built and paid for with money raised by individuals, families, businesses, farmers, etc. who wanted to honor Veterans who served their country in World War II from Union, Fayette, Franklin and Wayne counties. Whitewater

Woodruff's Supermarket
 10 South Main St., Liberty, IN
Full Service Meat Department
 Produce, Dairy, Groceries & General Merchandise
 Hrs: Mon-Thur 6 am - 9 pm Fri-Sat 6 am - 10 pm Sun 6 am - 7 pm
 "NEW BAKERY - DELI NOW OPEN"
 Donuts, Cakes, Cookies, Pies, & Rotisserie Chicken
 IN STORE PHARMACY NOW OPEN
 "Get Everything You Need At One Handy Location"
Call Us At 765-458-6213

Lakeview restaurant
NOW OPEN & NEWLY RENOVATED
 1219 National Road Cambridge City, IN 47327
 765-478-3661
 Follow us on facebook
Dine In, Carry Out, Catering
Event Room Available
 Hours: Mon - Thur 11 am - 8 pm / Fri - Sat 7 am - 9 pm / Sun 8 am - 8 pm

Memorial State Park became the 16th park in the Indiana State Park system in 1949.

In 2008 the Moving Wall that honors Vietnam Veterans killed in action (KIA) visited Whitewater Memorial State Park. During that visit the park's dedication was expanded to include all Veterans.

I was there, it was a very moving experience.

The August 31st Sunday Pal-Item had on the front page, "Cross Dispute Goes National." A Wisconsin group (The Freedom From Religion Foundation FFRF) joined in on the controversy on August 20, 2014 sent a letter to the IDNR on behalf of a local resident contesting the placement of the 8.5 foot carved sculpture on state property because it had a Christian cross on it.

Several years previously FFRF was the group that protested a Nativity scene that was on the Franklin County Courthouse lawn. They lost that one.

Happily I read on the front page of the Pal-Item published on Wednesday, September 3, 2014 the headline read, "Indiana: Carving With Cross Can Stay."

Indiana Department of Natural Resource Executive Director, Cameron Clark, said in a letter released Tuesday, September 2nd, 2014 that he was pleased to accept the gift on behalf of the citizens of Indiana.

In the same article, Governor Mike Pence released a statement adding his support for the Indiana Department of Natural Resources and he would support his decision for as long as he is Governor of Indiana.

On Friday, September 5th I stopped at the Whitewater Memorial State Park to take the photos you see on the cover and page 8. I talked to Debbie in the office telling her I was glad the IDNR had approved keeping the sculpture. She asked if I was attending the Veteran Appreciation Day and Pitch In Dinner on Sunday, September 7th. I told her I didn't know anything about it, but I would try to attend. She said it had nothing to do with the controversy pertaining to the Veteran sculpture Dayle Lewis had carved. The Park has been sponsoring a Veteran's activity day for the past several years.

On September 7, 2014 I attended the Veteran Appreciation Day and Pitch in Dinner at Whitewater Memorial State Park (see article on page 14-15). While I was meandering around through the crowd I

saw Dayle Lewis sitting in the shelter. We talked about his, by now famous Veterans carving and I told him I wanted to interview him sometime before the end of the following week. I gave him my cell phone number and asked him to call me.

On September 8, 2014, the next morning, Dayle Lewis called and said he was coming to Centerville, could we do the interview. I told him we could, I asked, could he meet me in Maplewood Park? He said he would be there in about 25 minutes.

We met at Maplewood Park at around 11:30 a.m. We sat in my van talking about him, his carvings and the controversy stemming from the white cross he carved on the now famous Veterans sculpture.

I asked him how he happened to do the carving in the first place.

Dayle said he was carving the Ice Cream Cone in J's Restaurant parking lot, there in Liberty, when Melissa Browning who lives behind that lot came over to see his carving. Melissa is the Executive Director of the Union County Development Corporation, the carving inspired her to think about doing a carving for the county - something that would be appropriate.

Melissa asked Dayle if he could come to the Liberty July 4th Festival and do a carving during the Festival. She suggested maybe do something for the Veterans, maybe carve an eagle or something.

Dayle said, "Okay, I'll volunteer six hours and I'll carve an eagle."

So the two of them, he and Melissa, started dreaming, started getting something bigger in their minds. Then she began getting more support for the idea and she found a big 8 foot log.

Dayle said, "So I started laying it out in my mind, the eagle, soldier, she wanted an eagle, soldier, Indiana Flag and American Flag."

Dayle added, "So I started dreaming, my concept was an eagle on top with the wings down, you know comforting a kneeling soldier that's what started the whole thing."

He said he wanted to do something different, like every body else, he wanted to think outside the box. The talk was to put the sculpture where the drive splits off and they would put it on the triangle so it could be seen from 360 degrees. So well, his original design was just two sides, that is when the second soldier idea came in. Then he had to plan to add

other things so no matter where you are at you will see something.

He told me they settled on putting it up near the park office, near the entrance, because visitors would have to pay to go back and see it and they wouldn't do that.

I asked him how he decided to put the cross on it.

He said he put his idea about doing the carving on facebook asking for suggestions be sent to him on ideas about the Veteran carving. He also googled and visited websites viewing memorials, statues, etc., seeing what others have done.

He was having a hard time visualizing the carving so he bought some modeling clay and began making actual proportional models of it. He could visually see how it looked, that is when he came up with the idea of the cross-shaped grave marker, it was someones suggestion on line.

He continued, "It was the night before, I think that I saw a sculpture, that had those words on it. I thought that would be great right there where it was so plain, yes I planned for the cross before the day of carving."

I told Dayle that I thought his Veterans sculpture was probably one of the most fitting Veterans memorials I had ever seen.

Here's some background information on Dayle Keith Lewis and how he got started in sculpturing tree stumps and logs.

He's 64 years old and lives in Richmond, IN.

Dayle was born in Kansas, he grew up in a town called Cullison, he was a farm boy. In his senior year they closed the school down. They consolidated six schools near the town of Pratt, KS and called it Skyline. So he graduated from Skyline High School in 1968. Pratt is where they hold the Miss Kansas Pageant, a town of only 8,000 people. He attended Junior College for two years then got his B.S. in Industrial Engineering in 1973 from Kansas State University.

He took an engineering job at GM in Saginaw, Michigan after college.

In 1980 he moved on to Missouri and got a job with Kaiser Refractories, making insulated fire brick for furnaces. Lots of clay out there, they used it.

Then he went to a place in Champaign, Illinois called Flo Con Systems but he got laid off there,

CONTINUED ON PAGE 28



To view just some of Dayle's beautiful chainsaw carvings since 1996 when he began using a chainsaw, log onto his website: <http://chainsawsculptors.com/chainsaw/viewgallery.php?package=woodspirit>

Jay's Midlake
 Bait • Pizza • Wings • Hoagies
 Pulled Pork • Fresh Deli • Dining Room
 Carryout • Fountain Drinks • Snacks
 Hand Dipped Ice Cream • Groceries
 Saltwater Taffy • Firewood
 LP Gas • Boat Storage
 Fishing Licenses
 Call or go online for Hours
www.facebook.com/Jays
 Your Brookville Lake Connection
 1908 W Old 101 Rd Liberty, IN
765-458-7554




We Value Your Trust and Confidence

405 E. Main St.
 Centerville, IN
 855-5342



Mills Funeral Home
www.doanmillsfuneralhome.com

Misfires & Snags



by Dan Graves

How To Drown A Fishing Buddy

For the average fisherman, spring signals the start of the season as winter starved fish begin to move into shallower waters looking for food. Of course, winter months don't signal an end to fishing for those hardy few who are willing to sit on a slab of ice, shivering and waiting for "the big one" to come lumbering along, although it's a well known fact that bigger fish didn't get that way by being dumb enough to think night crawlers hang around in freezing temperatures. Agreed, ice fishing has its merits, but very few fishermen feel safe when walking on frozen H2O. However, even the spring, summer and fall fishermen face an entirely different set of hazards, not the least of which are adverse weather conditions. High winds, heavy rains, and an occasional tornado can spoil a good day of fishing, and a blazing hot day can parboil anyone unlucky enough not to have a sun umbrella or boonie hat handy. Needless to say, it's a rare day when all meteorological conditions are just right for a good day of fishing.

This year has been somewhat mediocre for me. Like the old saying goes, "sometimes the magic works and sometimes it doesn't". A number of times I've been on the lake with Rollin. He is the role model around the description of an avid fisherman and when he is on the water, most of the time, the poor little things don't stand a chance. He is very knowledgeable about the topography of the lake, having fished it for years. He can tell you where the underwater brush piles and drop-offs are located to within a few feet and with loads of electronic gear, how many fish are hanging around these honey holes. I think he can also tell you what species they are and how old they are. One rule of etiquette for fishing with a buddy is, if you are catching more than him, offer to change places in the boat in order to allow him or her a chance at the action. Failure to do this can lead to some unpleasant consequences.

As a rule, Rollin catches ten fish to my one, but a few times this season I stumbled into a school of crappie and out scored him. He would casually ask me how I was doing and I would say "that makes number ten" which would result in both of

us now in competition, flogging the water and trying to up our score. Things progressed amiably, I thought. Then, one day when I was one scrawny crappie ahead, in the distance a low rumble rolled over the lake. Looking south, I saw the leading edge of a dark cloud above the tree line. Thunderstorms are the usual thing during the warm months but I don't necessarily care to meet them on a personal basis.

"Uh, Rollin, don't you think we should dock and wait this thing out?"

"Naw, it's going west of us. See, the wind is blowing in that direction".

"If the wind is blowing west, why is my hair blowing up on the south side of my head?"

"Don't worry about it. There's a big school of crappie right under the boat".

He turned his back to me and I could swear I heard a muffled "Mwoo-ha-ha-ha" from him. Ten minutes later the west bound thunderstorm slithered over us to the north and dumped all it had into the boat, us included. Although I had no rain gear and was gasping for breath, Rollin sat peacefully, water dripping from his boonie and I could swear I saw gill openings flexing behind his ears. I was beginning to suspect something.

A couple of weeks later he called and invited me for another expedition. I asked about the weather and he reassured me that he had checked it and there was no possibility of storms. Back on the lake in warm sunshine we were running neck and neck, each of us boating a number of sandwich sized crappie when I felt a disturbance in the atmosphere. There were no clouds in sight so I settled down to the contest. Twenty minutes later, again a dark line of clouds formed west of us and appeared to be growing in our direction. Once more I asked the question and again Rollin assured me that we were in no imminent danger. Despite my pleas to be returned to the dock, a wall of water washed over us and left me wet all the way to my shorts. Rollin weathered it (pun intended) like a trooper and I swore that he was wearing scuba gear under his clothes. Finally back at the dock I stood looking like a soaked cat as he motored happily back onto the lake for more fishing. Now I knew he was trying to drown me.

One week later the he called again. Once more he reassured me that the weather would be perfect according to the meteorologists, but I still didn't trust him. Cautiously, I went out with him and watched his every move. Everything seemed normal until once again thunder rolled to our south and dark clouds started to gather. When light sprinkles started falling I'd had it. I threatened to hang his dog if he didn't take me back to the dock immediately and grudgingly he complied. I suggested that he take my advice and head back to the marina, but after calculating how long it would take to get there and load his boat on the trailer, I giggled to myself when a wall of water hit ten minutes before that time. Har, Har! Nothing is more soul satisfying than saying, "Turn-about is fair play!" From now on I'll be reading the weather report.

Mendenhall
True Value
Help Is Just Around The Corner.

**BUY ONE KEY
GET ONE FREE**

125 S. W. 5th Street
Richmond, IN 47374
765-962-4842

WE CARRY BAIT FISHING HUNTING LICENSE



MIDDLETON
THE CAR CLINIC & TOOL SHARPENING

IMPORTS & DOMESTIC • PARTS & SERVICE
AUTO REPAIR • TUNE UPS • BRAKES
ENGINE DIAGNOSIS • AIR CONDITIONING

LARRY MIDDLETON - OWNER ASE CERTIFIED

38 YEARS EXPERIENCE
630 N.W. 5th STREET
RICHMOND, IN 47374
765-962-6996

COMPLETE SHARPENING SERVICE

SWITZERLAND COUNTY

PRODUCE AUCTION
BUYER AND GROWERS WANTED
Large or Small Buyer or Grower's Welcome

Produce within 125 miles is considered Local
For more information call 812-667-0050
(Leave Message)

Start time on Mondays will be 1:00 p.m.
Start time on Tues., Wed. & Fridays will be 10:00 a.m.

Wanted Wholesale Buyers
Local Grower of Flowers, Fruit & Vegetables

13 Miles North of Vevay
13 Miles South of Versailles

Switzerland County Produce Auction, LLC
244 Poplar Ridge Rd., Canaan, IN 47224

Heritage Goodhew Enterprises, Inc.

STANDING SEAM METAL ROOFING

(765) 857 2623 765-509-0069

DAIRY COTTAGE RESTAURANT
(765) 647-5451

Home Of Flavor Rich Fried Chicken

Complete Line of Sandwiches, JoJos, Fries, Mozzarella Sticks, Onion Rings, Etc.

LARGE SELECTION OF ICE CREAM, SHAKES, SUNDAES, CYCLONES

1116 Main St. Brookville, IN 47012
Est. Oct. 02, 1958

MasterCard VISA

BURRIS SINCE 1980
ELECTRIC & PLUMBING SUPPLY, INC.
 COMPLETE LINE OF
ELECTRIC & PLUMBING
 CUTLER-HAMMER • G.E. SW GEAR
 HYDROMATIC • BROAN
 TOLL FREE 1-800-998-3576

AUSTIN
 812-794-2257
 199 N. FRONTAGE RD.
 1-888-845-2388

MADISON
 812-273-2976
 2976 SHUN PIKE RD.
 1-877-322-7401

SEYMOUR
 812-522-7401
 110 N. O'BRIEN ST.

Fishing Lake Michigan



by Capt. Mike Schoonveld

PIN BONE PAINS

Most fish don't have pin bones. They have a spine down the center of the fish with bones attached to the spine projecting upwards along the length of the spine, bones projecting downward along the tail section of the spine and ribs attached to the spine along the front part of the fish that encapsulate the body cavity and various organs. That's why filleting a fish is a preferred method of readying them for the pan.

Once the meat is sliced away from each side of the spine and the rib bones removed, the chef and diners are left with a boneless batch of fish to cook and consume. Most of the time. There are a few species of fish that sport an extra row of bones in the meat above the rib section in the top part of the filet.

Northern Pike have these, the notorious Y-bones. Many have tried, few have mastered the art of removing a pike's Y-bones. Even the masters end up handing a filet to the chef that looks more like a "fish meets ax murderer" than a conventional fish filet.

Unfortunately, the trout and salmon in the Great Lakes also have pin bones and contending with them is something Great Lake anglers have to contend, one way or another. Fortunately, they can be handled without rendering a filet that looks like Freddy Krueger was at the fish cleaning station.

I handle them in a variety of ways, none of which are done at the fish cleaning station. I clean the fish, package them and take them home as I would wall-eye, crappies or any other kind of pin-boneless fish. Then, at home, once I decide how and to whom the fish are going to be prepared and served, I decide how to handle the pin bones.

Often, on smaller specimens such as early season cohos, small steelhead or brown trout that weigh four pounds or less, I just leave the pin bones in the fish, especially if the fish are headed for a hot skillet or deep fryer. At this size the pin bones are more cartilage (soft bone) than hardened calcified bone and the act of frying them either crisps them up or cooks them to oblivion. You won't notice them in the finished product.

Even on larger fish headed for the fryer, I sometimes don't remove the bones. I just dole out the boneless sections of the fish, such as the rib meat and portions cut from the tail section to the people at the



A bit of extra work before the dinner is cooked will produce a salmon filet with zero pin bones. (Author Photo)

table who might be off-put by a bite with a pin bone it, then I man-up and eat the chunks with the bones and work around the bones as best I can. That's not much of an issue in a family situation, but when dining in a more formal setting, watching me pull tiny toothpicks of bones from my bites and piling them on the side of my plate is faux pas of manners.

One of my favorite ways of preparing salmon and trout is to make it into recipes that start with shredded, cooked salmon. A pin bone in the a salmon meatball is as noticeable as long black hair in a loaf of white bread. You've got to remove them.

In this situation I go back to the Y-bones in pike. Cut them out. Done right, you'll only lose a smidgen of meat from each filet. For recipes, such as salmon loaf, meatballs, chowder, trout salad, salmon cheese balls etc. the meat isn't going to be served in "filet" fashion. It will be cooked and shredded like a pig at a pulled-pork BBQ. It doesn't have to look good until you get to the final product.

Run your fingers down the filet above where the rib cage of the fish was located. You can feel the ends of the pin bones. Cut the tail section off. There are no pin bones there. Then take a medium sharp knife (a razor sharp one could cut through the bones) and position it just above the row of pin bones and carefully slice. You'll be able to feel the blade sliding along the bones. Once you've cut completely through the filet, move the knife to the bottom side of the row of bones and, following the contour of the first cut, filleting out the row of pin bones. They are gone and you have a boneless, though sorry looking filet with which to work.

In a situation where you want to serve the meat whole or at least in recognizable pieces, bring out surgical instruments. Again, you can feel the tips of the pin bones where they were once attached to the bones that protruded upward from the spinal column. Once you locate them, bring on the tools.

A clean pair of needle-nose pliers will work. Hemostats from a doctor's office will work. I have a small pair of pincher's I got from my father's medical office that does a bang up job. Regardless of the tool, grab the end of one of the pin bones and pull. As you are pulling notice the angle the pin bone is situated in

CONTINUED ON PAGE 28

CAPTAIN MIKE SCHOONVELD
AFFORDABLE
LAKE MICHIGAN SALMON FISHING IN INDIANA
FOR 1 TO 4 PEOPLE
Tackle Furnished, Fish Cleaned
www.brother-nature.com

Brother Nature Charters
1-877-SALMON-5

STEVE'S MARINE

LUNO
 THE ULTIMATE FISHING EXPERIENCE


BENNINGTON

South Bay
 Memories for a lifetime...

AT BROOKVILLE LAKE • 765-458-7527
1156 WEST DUNLAPSVILLE ROAD., LIBERTY, IN



Raccoon skulls like this one are heavy with teeth made for eating a variety of meat. (Author Photo)



This is one of my two skull identification books. This one is available online at Amazon. (Author Photo)



Comparison of a canine and feline skull. A fox skull on left is long and narrow. The lynx skull on the right is heavy and wide. (Author Photo)

Outdoors



With Rich Creason

AN UNUSUAL COLLECTION

Late last winter, I was taking a nature hike through a small woodlot in central Indiana. I had my camera to take pictures of birds, mammals, tree bark, buds, and nuts, animal tracks and anything else exciting I encountered. I really wasn't looking for a new addition to an old collection.

It was way too early for mushrooms, but this area looked promising for the upcoming spring. I was closely watching to see if I could find some deer antler sheds when I spotted an off-white color material sticking from beneath a pile of leaves. I thought I had an antler.

As I started to uncover the object, I discovered an animal skull. Although in poor shape, with only the upper portion remaining, this three inch portion of bone had two characteristics which made it easy to identify. A spongy looking network of fine bones on each side of the skull and a set of upper incisors (large front teeth) with two smaller teeth directly behind the front set confirmed this was the remains of an eastern cottontail rabbit.

I was able to easily name this long-dead animal because I had taken a skull identification class while studying at Purdue to obtain my degree in Wildlife Management. Each student in the class had to find, clean, and make a skull collection and be able to identify a wide variety of species on tests. Some of

my skulls came from hunting outings, some from road kill, and a few from traps. I still have my collection and have added to it since graduating, forming a total of around 30 or 35 different specimens.

Or course, I have most of the common larger mammals of Indiana, including red and gray fox, raccoon, (I don't have a coyote yet.), opossum, groundhog, mole, muskrat, beaver, and mink, rabbit, grey, red, and fox squirrel, and whitetail deer. I also have smaller critters, probably more numerous, but less well known. These are the various species of mice, voles, shrews and other field and woodland inhabitants. Identification of these animals is often much harder, sometimes needing a magnifying glass to check teeth to tell one species from another. Most of these specimens were captured in tiny live traps. (While a regular mouse trap would catch them, it usually damaged the skull.)

I also have a black bear skull from a Canada hunt and a pronghorn from Wyoming. A couple of years ago, I shot a wild boar with my bow and it is now my biggest specimen. I also possess a fur seal skull from Japan and a lynx from a Canadian trapline.

If you would like to start your own skull collection, it's very easy. First, anytime you are handling animal carcasses, whether saving the skull or just cleaning the animal for its meat, always wear rubber gloves. Occasionally, an animal will carry fleas, ticks, or even diseases like rabies. The gloves will help protect you from these.

The next time you go hunting, when you get done skinning your catch, cut the head off and carefully cut off all the meat you can. Then, slowly boil the skull in an old pot. A rapid boil may cause shrinkage in the skull or loosen the teeth. I would suggest doing this outside because boiling meat is smelly. You can change the water several times during this process to lessen the odor.

The remaining meat should either fall off or be easily picked off. The brain will still be inside the skull and has to be cleaned out through the large opening in the back of the skull. When finished cleaning, put the skull in a bath of two parts water and one part household ammonia for a day. This cuts the greasy feel caused by fat which melted in the boiling process.



The opossum skull is long and narrow with a high sagittal crest. This is the bony ridge on top of the skull. (Author Photo)

When the skull is cleaned, you can leave it outside in a safe, sunny spot until the sun bleaches it white. Or, you can soak it a couple hours in a container with water and about 10 percent bleach checking it every hour or two until it reaches the color you want. In my early tries, I used too much bleach or left it too long and it came out a beautiful white, but the bone was like chalk and flaked off when I touched it. Rinse it thoroughly in clean water to remove any remaining bleach. Let it dry and you have the first skull in your collection.

If you would like more information on skulls and identifying any you are unsure of, I have found only two books which cover the subject adequately. When I was in college, I purchased an outstanding book titled "The Wild Mammals of Missouri" by Charles W. and Elizabeth R. Schwartz. It was put out by the University of Missouri Press and Missouri Conservation Commission, copyright 1959. I don't know if this book is still available, but it is worth whatever is the current price if it can be found. It covers not only skulls, but the entire life of each animal. Missouri and Indiana have most of the same

CONTINUED ON PAGE 28

BARTON'S BAY BOAT STORAGE & SERVICE



10055 SR 101, Brookville, IN 47012 Phone/Fax 765-647-5647


E-mail: bartonsbay@bartonsbay.com / Website: www.bartonsbay.com

INSIDE STORAGE NOW AVAILABLE

\$80.00 AND UP

OUTSIDE STORAGE

\$25.00 PER MONTH AND UP



KOKOMO MARINE SALES & SERVICE



MERCURY
MerCruiser

LOWE
BOATS

MERCURY
Outboards

36 YEARS OF MERCURY MARINE SERVICE
Mercury / Mercruiser Master Technicians

• Spring Tune-ups • Storage

2000 North Phillips - Kokomo, IN
(765) 457-2202



Left: Owners Dan Hubbard on left and Scott Stirn of Protect Our Liberty Firearms. Right: The main room of their shop. Bottom Right: The entrance from East Parking Lot off N. Main St.



Protect Our Liberty Firearms

by ray dickerson

Scott Stirn and Dan Hubbard opened Protect Our Liberty Firearms on May 1, 2013 at 21 West Union Street in Liberty, IN.

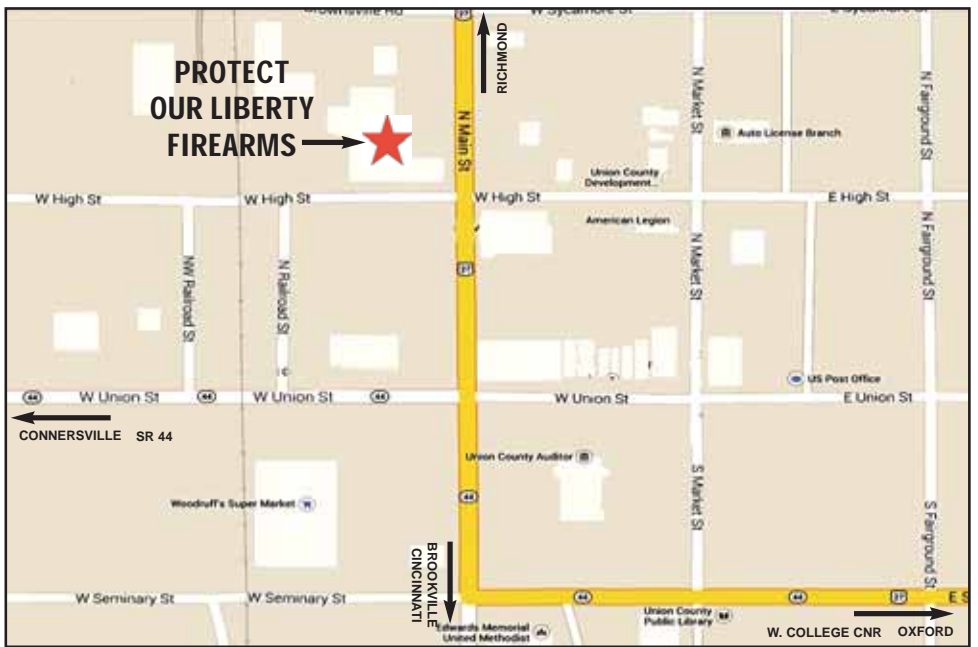
Scott grew up in Franklin County. He was in the Army from 1987 to 1991, he did on the Ground Maintenance on Blackhawk Helicopters stationed for two years in the 11th ACR (Blackhorse) in Germany Armored Cavalry Regiment and two years with 10th Mountain Division at Fort Drum in up state New York.

Scott is married to Carrie Ramey Stirn who is a R.N. at McCullough-Hyde Memorial Hospital located in Oxford, OH. They have two boys, sixteen year old Morgan and thirteen year old Logan. They both like to shoot guns and are in the Boy Scouts. Morgan spent all summer at Scout camp K in Frankton as an instructor on a air rifle range.

Scott has been an Assistant Scout Master for Troop 40 for ten years. He is also an NRA Air Rifle coach and an Indiana Hunter Safety Instructor. Conservation Officer Dave Taylor and he team up to teach Hunter Safety in Union County. Scott is also a Correction Officer at the Union County jail.

In July of 2014 they moved their gun shop to 102 Main Street, in the Liberty Mall, Suite 3. They have a convenient entrance door from the east side parking lot. They have a lot more usable room at the new location and classify themselves as a small town gun shop that handle just about anything you want. They buy, sell and trade. You will find Scott at the shop Monday thru Saturday from 2:00 p.m. to 6:00 p.m. Call him at 765-967-7859. See the map at right to find their shop more easily.

Dan and his wife, Mae are Certified Public Accountants, their office is located at 1 E. Union St., Telephone 765-458-7843, E-mail: dan@hubbardcpa.com.



Protect Our Liberty FIREARMS

Scott Stirn
765-967-7859

102 N. MAIN ST. SUITE 3
LIBERTY, IN 47353

Hours: 2:00 - 6:00 p.m. Monday thru Saturday

BUY ★ **SELL** ★ **TRADE**

LIKE US ON FACEBOOK

WESTSIDE STORAGE

Commercial Residential
Open 7 Days A Week
All Drive Up Units

OFFICE 900 FEET
WESTSIDE STORAGE

(765) 962-5778
www.wsrichmond.com

Local Owners on Site
401 Porterfield Ave., Richmond, IN 47374

WATCH FOR SIGN

A-1 LOCK & SAFE SHOP
765-966-2597

Tri-County Awards
765-966-0757

SignGrafX
765-962-3636

1001 South "E" Street, Richmond, IN 47374

Aaron's AUCTION HEADQUARTERS

Turn your treasures into CASH

Let Us **SOLD** It For You!

OUR TEAM CAN HANDLE ALL OF YOUR AUCTION NEEDS!
CASH PAID FOR ESTATES! Weekly Auctions, Comfortable Seating, Taking Clean consignments daily! Family Fun!

765-278-9668


CENTRAL INDIANA'S PREMIER AUCTION FACILITY

Want to quit smoking?
We make it affordable & easy!!

Vape HQ

Personal Vaporizers, High Quality E-Liquid & Accessories

M-F 9am-6pm 525 E. State St. Pendleton, IN 46064
765-278-9668



Ninety-two year old Gordon Allen from Indianapolis. A former 2nd Lieutenant, navigator on a B-17 who flew from a air base in England. (Photo by Ray Dickerson)



2nd Lieutenant Gordon Allen was navigator in a B-17 Flying Fortress similar to the one pictured above. He and nine others flew five bombing missions from their base in England before being shot down by German fighters April 11, 1944. The crew members who survived the bail out were captured by German troops and taken to Stalag Luft I. (File photo)

Veteran Appreciation Day Pitch In Dinner Special Guest, Gordon Allen WWII B-17 Navigator Army Air Corps & Prisoner of War (POW)

by Ray Dickerson

Veteran and Union County businessman Robert Napier greeted all those in attendance and thanked the guest speaker, 92 year old WWII Veteran Gordon Allen for his service to his country and his being a member of the greatest generation in America.

Robert Napier introduced Reverend Soper to say a prayer. After the prayer, he introduced Tonya Dare (who just happened to be his daughter) to lead all in singing the National Anthem.

After Tonya received a rousing round of applause (she sang the National Anthem better than I've heard it in a long time) Robert then introduced Hailee Shaffer and Jack Fraley who led everyone in saying the Pledge of Allegiance to our Flag.


Robert exclaimed proudly announcing what a great job the two youngsters had done leading the crowd in the Pledge of Allegiance at their young age, it was wonderful.

Next Robert introduced Mrs. Rhonda Alvey, who was sitting in for Scott Crosley (Property Manager of the Brookville Lake/Whitewater Memorial State Park Complex) who was off to be with his wife for the birth of their new baby, which is a higher precedence then anything else, as it should be.

He asked Rhonda to step forward, who did so, she took the microphone and was so pleased with the very large crowd in attendance.

She announced that Scott and his wife had a brand new baby girl.

She said she wanted to thank all the Veterans for their service and their help in making this years Veteran Appreciation Day and Pitch in Dinner such a success



The top drawing was drawn by a POW at Stalag Luft I. The bottom photo is contents of a Red Cross box sent to the POW's when available. (Photo taken by POW's)

and wanted to thank their special guest, 92 year old Gordon Allen, who not only served his country in World War II but also was held captive as a Prisoner of War for thirteen months in Stalag Luft 1 in Germany.

Rhonda thanked him on behalf of Scott Crosley.

Robert Napier then introduced Jim Trumbull who read, "Ordinary people who accomplish extraordinary things.

Robert than said, "it is now my absolute pleasure to present to you Gordon Allen, a former 2nd Lieutenant and B-17 navigator in WWII, he was also a former prisoner of war, Gordon....."

(Editor's Note: I had a tape recorder within a few feet of Gordon Allen taping his talk, due to noise in the vicinity of the tape recorder at times, I was unable to hear all that he was saying.)

As Gordon took the microphone from Robert Napier the crowd gave Gordon a big round of applause.

Gordon began by telling a little bit about the B-17 crew. He said the B-17 had a ten man crew, made up



Rhonda Alvey presented Gordon with this plaque in appreciation for his service to his country during WWII. It reads: "Presented to Gordon Allen"

Remembering the crew of the B-17 on 4-11-44
Merrill Vaughn, Robert Bogner, Frank Howard, Robert Roberts, Thomas Roberts, Raymond Johnston, Jess Ronaldo, Ralph Amendola, Harold Manley
We thank you for your service and our freedom.
The sacrifices made in the name of freedom cannot be forgotten.
Whitewater Memorial State Park
Liberty, Indiana
September 7, 2014.
(Photo by Ray Dickerson)

of 4 Commissioned Officers and 6 Non Commissioned Officers (Sgts). He said he was a 2nd Lieutenant and a Navigator. He said they wanted him to be a pilot, but he wanted to be the navigator because he loved maps.

He said he went for his Navigating training in Monroe Louisiana, it was a five month training period. He held the rank of Cadet during that time which is the same as Private. After he graduated he was made a 2nd Lieutenant. He was then ordered to travel to Nebraska where they would pick up their new

GLOVES-WOOL-BLANKETS-PINS-PATCHES-BOOKS-BELTS-KNIVES-INCENSE-AND LOTS MORE

War souvenirs
See Miles or Sharrie
612 North A Street, Richmond, IN 47374
Bus. (765) 966-0417
1-800-686-2769
hhq313arty@frontier.com

dry dock MARINA
at Prairie Creek

EXPERIENCE THE OUTBOARD ENGINE THAT'S **ECO-FRIENDLY AND WALLET-FRIENDLY.**

The facts are in. Evinrude E-TEC outboards are unbeatable when it comes to fuel economy and performance, over 100mpg & 4-stroke. We've passed them all and they never heard us coming! Evinrude E-TEC is the only outboard engine that goes 3 years to 500 hours with no dealer scheduled maintenance.

EXPERIENCE THE ENTIRE LINE-UP AT EVINRUDE.COM

OUR MOTTO
**YOU WANT IT - WE CAN GET IT
YOU BREAK IT - WE CAN FIX IT**
Most all Makes & Models

25yrs of Technical Service we R
Equipped enough for the BIG needs
Stay small enough for YOUR needs

Godfrey PONTON BOATS
POLAR Kraft FISHING BOATS

SALES SERVICE RENTALS
Just 15 minutes outside Muncie, IN @
6700 S CR 560 EAST, SELMA, IN
765-286-4976



Veteran Robert Napier introducing Guest Speaker Gordon Allen from Indianapolis, IN. Gordon was a Navigator on a B-17 that was shot down over Germany. (Photo by Ray Dickerson)



The Poplar shelter in Whitewater Memorial State Park where the Veteran Appreciation Day Pitch in Dinner was held. An estimated crowd of 400 attended. (Photo by Ray Dickerson)

B-17 from the factory.

They flew around for a while so he could calibrate his navigation compasses. After getting everything ready they were to fly to Ireland. So they took off flying east and landed at a base in New Hampshire. They spent the night there, the next morning they took off and flew northeast to Goose Bay, Labrador. There it was ice cold, it was like being at the North Pole. They stayed there for about 3 days. They could visit the Officers Club there, they kept warm because they had fleece lined flying suits. They were to take off for Ireland as soon as they could. The pilot was a nervous kind of guy and Gordon didn't think he trusted his Navigation ability. It took 4 hours to start all the engines on a B-17, it had 4 engines, they had to put heaters on each engine for over an hour before the pilot could even think about starting the engines. It was midnight before they were able to take off and fly towards Ireland. He said they headed east across the Atlantic Ocean. The pilot said to Gordon, Allen if you get us lost you are going to be the first man dumped into the ocean. The pilot asked Gordon when they were going to see the shore of Ireland and Gordon told the pilot in about five minutes and sure enough in about five minutes they saw Ireland below.

Ireland was absolutely green, it was on the same latitude as Goose Bay. It was very very damp. They landed near the town of Belfast in northern Ireland. They were assigned a barracks for the night. The next day they were taken up the coast where they took a boat over to Scotland. In Scotland they boarded a train traveling down through England arriving at a base, he couldn't remember it's name, but it had a USO club with a good orchestra and some English girls to dance with. So they liked that pretty well. The next day they got on a train again traveling to a base near a university, but again he couldn't remember the name. They spent the night there, the next day they got on another train and finally arrived at their base near Bury St. Edmonds. In transit he had bought a bicycle and took it off the train there.

Once checked out they were ready to fly. At night the ground crews would load their B-17 with fuel, bombs than they would park the planes one right after another ready for takeoff. First they would go to the Map room to see what the target for the day was, then they would man their planes.

When it came time to take off the pilots had to gun their engines to be ready to take off as soon as the plane in front of them got airborne. There was a row of trees at the end of the runway and the pilot had to get high enough to clear the trees. Once in the air the pilot had to find his position among a thousand B-17's meeting at the rally point for their flight over enemy territory.

When the formation neared the target area, flak would burst all around the planes, the intent of the enemy was to knock down as many of the planes as possible before they reached the targets. The burst was full of shrapnel. One time after they got back to base they counted ten flak holes in their plane, but none had hit a vital part of the plane. Gordon sat right behind the bombardier, he had two machine guns under him. One time one of the flak holes was right under him, it was a good thing that he was sitting on a box of machine gun bullets because they saved him from getting hit by the flak.

It came time for a long mission, their fifth mission, a big raid on factories in Poland, but when they were over the target it was not visible due to cloud cover. The entire formation turned to head for a German seaport filled with ships in its harbor. They bombed the seaport damaging a great deal of the enemy ships, then they headed back toward England.

Barely leaving the seaport German fighter planes took them on. The radio operator who was sitting behind where the bombs had been, reported they had a fire in the back of the plane. So the pilot told him to put it out. Anyway that went on for a few minutes and then the radio man reported the fire was getting worse, the pilot told him again to put the fire out. Gordon said he strapped on his parachute. He crawled back and could see the fire was too great,

they would have to bail out. He was the closest to the escape hatch, he pulled the switch but it wouldn't release, so the bombardier came over and the two of them pulled on the switch and it opened. Gordon was the first one to jump out. He fell in a free fall until things looked much bigger so he pulled the rip cord, then he experienced a huge jerk as the canopy opened beautifully above him. As he neared the ground he saw 3 wires under him, he drew up as tight as he could, but his chute caught on one of the wires, but luckily it became free and he dropped the remaining distance in a easy free fall. He was lucky in that respect. He quickly rolled up his chute and ran to edge of the field throwing the chute in a ditch.

So he looked up and said to himself, what do I do now? About that time some kids came near him from a nearby village carrying rocks and menacing him, two men in uniforms was behind the kids, they were armed with pistols. One stood on either side of him and they searched him for maps, then marched him into the village. The men took him and others into what looked like a school yard then they were taken into what looked like a armory building, where they could relieve themselves and they were fed pretty good. He said the main floor looked like a basketball court. The were each given a pillow for the night to sleep on that floor.

The next day they were taken upstairs where they had a picture taken of them. Then they were taken to an area where there was a large stack of dog tags. They were told that 60 B-17's were knocked down in the raid, take that times 10 men to a crew would make the loss of 600 men. They allowed each man to pick out their dog tags. They took them into a camp. They were put on a train, two prisoners facing each other with a guard guarding each one. They traveled through a few towns to a point where there was some buzzing heard above them, the train stopped and all the lights were turned out so they were in absolute darkness. Gordon asked one of the

CONTINUED ON PAGE 28

A - T & I SERVICE



For all your Agriculture, Lawn & Garden
Automotive, Aluminum & Steel Trailer and
Service or Parts needs

- Country Clipper
- Honda
- Team Stihl

1414 Wise Road, Cambridge City, IN 47327
PH: 765-478-5917 Website: www.atiservice.com E-mail: sales@atiservice.com

- Featherlite Trailers
- Diamond C Trailers
- Custom Made Hydraulic Lines

WE BUY GOLD

Paying Top \$ For Scrap Gold & Silver

Do you have any broken jewelry or old jewelry you just don't wear anymore?
We'll Turn It Into Cash Today!

Jensen's Pawn Shop
702 S. State, Greenfield, IN
7 Blocks South of the Courthouse
462-4721

Immediate Cash
Loans on Secured
Merchandise

Buying & Selling
Gold & Diamonds, Tools
Electronics & More

DOLL LANDSCAPE NURSERY, INC.

40 Acre Nursery • Wholesale & Retail

Evergreens, Shade & flowering trees
Bushes, Perennials, etc.,...

Design + Installation

14365 N CR 525 East
Batesville, IN 47006
812-934-5760




AUSTIN WESTSIDE SUNOCO

Huddle HOUSE

SUNOCO

Fine Food
Eat In or Carry Out

Official Fuel of NASCAR
Gas, Diesel & E85

• Coffee • Groceries • Camping Supplies • Snacks • Drinks • Ice

118 S. Dowling Street, Austin, IN 47102
Phone: 812-794-2391
OPEN 24 HOURS



Above Left Photo: Morrie and Janice Edelman standing in front of a Cape Buffalo Morrie took in Africa. Above Right Photo: Composite Photo to give you an idea of the size of the Edelmans' Trophy Room. Bottom Left 2 Photos: Sunrise, Inc., the Edelman's Therapeutic Riding Center, the Executive Director Rebecca writes about it in The Gad-a-bout. Bottom Middle Photo: Morrie and Janice standing in front of a Elephant taken in Africa. Bottom Right Photos: Middle - A Lion taken by Morrie in Africa. Bottom - A Brown and Black Bear taken in Alaska. More Photos on Page 18. (Photos by Ray Dickerson and Rebecca Funk)

Morrie & Janice Edelman Big Game Hunter & Sunrise, Inc.

by Ray Dickerson

I first met eighty-five year old Morrie Edelman while I was dropping off some older Gad-a-bouts at the Richmond Recycling Center about 2 years ago. He came up to me and told me he would like for me to see his Trophy Room in his home. I took his information and said I would get in touch with him. Well as with too many times, I forgot about it.

I want to put this in here, I didn't find this out until my visit with them on Thursday, September 4, 2014. Morrie, actually Morris Edelman, but everyone calls him Morrie works for his brother at the Richmond Recycling Center he is 87 years young. He walks, talks and acts like a much younger man. He has hunted since he was 13 years old, when he used a .22 rifle, now he uses a variety of high powered rifles, shotguns and pistols. Back when he was living at home his father had a scrap yard. After graduating before settling down here just south of Richmond he worked on the west coast for a rigging company, Todd & Bethlehem Shipyards building and repairing sea going ships and at Kaiser Steel.

Just a few weeks ago in August, same scenario, I was dropping older Gad-a-bouts off at the Richmond Recycling Center, except this time Morrie's nephew David, who also works there, came into the building and we chatted for some time about Morrie and lots of different things. While I was still unloading the papers Morrie Edelman came into the building and told me about his Trophy Room again and said he would like for me to see it. I told him I would call him as soon as I returned from Massachusetts and this time I did. We set up my visit

CONTINUED ON PAGE 18



Above Middle Photo: Rebecca Funk, Executive Director and Instructor of Sunrise, Inc., standing in front of the office and arena buildings. (Photo by Ray Dickerson) Bottom Photo: Rebecca Funk as a back rider for one of her students. (Sunrise, Inc. Photo)

Dale Hardy Supplies
Just 2 Miles North of US 24 on US 35
Logansport, Indiana
(574) 753-6843

RED WING SHOES

- Houndsmen Dog Boxes • Cajun Lights
- Nite Lites • Hunting & Trapping Supplies
- Diamond Dog Food • Buyer of Wild Root
- Red Wing Shoes • Carhartts
- Horse Supplies & Tack • Custom Leather

Carhartt
Hard at work since 1889

Monday - Friday 9-6
Saturday 9-5
Closed Sunday

www.dalehardysupplies.com
dalehardy_supplies@hotmail.com

GUNSLINGERS

1107 East 24th Street
Anderson, IN 46016


Phone: 765.393.2839
Fax: 765.393.2840

gunslingersofanderson@gmail.com
www.gunslingersofanderson.com

•Guns •Ammo •Supplies •Knives
Class III Dealer For All Your
Suppressors and Automatic Needs
Buy - Sell - Trade

Red Barn Bait, Guns

Hunting, Fishing, Camping,
Guns, Ammo & Accessories
Buy - Sell - Trade
Open 7 Days
Phone: (812) 883-6483
For all your hunting & camping needs stop by the Red Barn
3 1/2 Miles North of Salem on SR 135



**Big Daddy's
Guns & More**

- * Gun Smithing
- * Tactical Gear
- * Knives

SUMMER HOURS/RENOVATION HOURS
 As we expand to start our Hydrodipping (hydro graphics) Services in October
NEW HOURS: THURSDAY 10 am - 7 pm
FRIDAY 10 am - 5 pm & SATURDAY 10 am - 5 pm
 Closed Sun, Mon, Tues & Wed
We and our Gun Smithing Services will be available by Appointment on the other days of the week
We should be back to 6 days a week in October
 bigdaddysgunsandmore.com

* Buy * Sell * Trade (almost anything)
 Hagerstown, IN
 Hwy 1 S/of 38
765-530-8060

**COUNTRY
MART**

We carry everything for your chick starting needs.
 Stop in today and get prepared.
 Now carrying Tribute Horse Feed.
 Stop in today and our friendly staff will load your vehicle for you.

LOCATED AT 766 W. MAIN ST. GREENSBURG
 (812) 663-6411
 HOURS: M-F 8 A.M. - 5 P.M. / SAT. 8 A.M. - 12 P.M.
 MANAGER Marvin Goodpaster



Morrie and Janice Edelman sitting in the Trophy Room next to a giant of a Crocodile taken by Morrie.


Morrie & Janice Edelman

CONTINUED FROM PAGE 16

for Thursday, September 4th at his home. I'd been to their place quite a few times since January 2014 when Rebecca Funk, Executive Director of Sunrise, Inc., began writing about the Therapeutic Riding Center the Edelman's started in 1980. Rebecca wrote several articles in The Gad-a-bout about Sunrise, Inc. The Therapeutic Riding Center offers "A New Beginning" through horseback riding to those mentally, physically, or emotionally challenged individuals, many of whom are not otherwise given a chance at independence. (See more about Sunrise, Inc. later on in this article. A map is on page 18 with driving instructions showing how to get to Sunrise, Inc. and Morrie's Trophy Room.)



Morrie sites in his high powered rifle in his basement 100 yard range, see right photo with rifle pointed at target 100 yards in the distance. In top left corner of left photo is a facsimile of one of the many targets Morrie has next to his range with a three shot group displayed here. (Photos by Ray Dickerson)

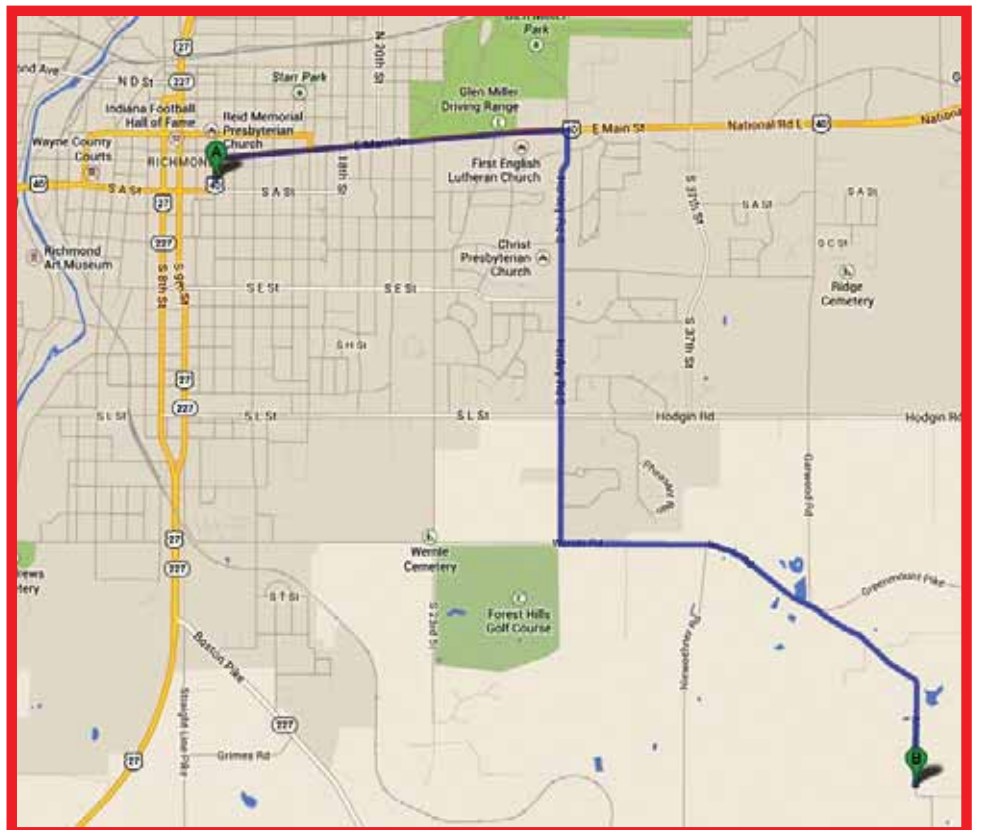


I arrived just a little bit early, a cat meandered out of their garage greeting me (I like other people's cats). I heard Morrie from inside the house telling his wife to tell me to come on into the house, she was just coming out of the garage. She told me she had to see to a horse the Vet had just taken care of and she needed to get it in out of the sun.

I found my way into their home through the garage. Morrie greeted me inside, first showing me a very large Cape Buffalo he took in Africa in 1988. He said he's taken 15 Cape Buffalo's in Africa. This one was taken near Mozambique and South Africa in Zimbabwe and was high in the Safari Club International record book.

I asked him when he made his first trip to Africa. He told me he and Gayle Gardner went there in 1985. He asked if I knew Gayle. I told him I knew Gayle, but I knew his wife, Carolyn better. She and I attended both school in Centerville when we were a bit younger. Also I have put her photo in The Gad-a-bout in Gad's Corner when she has taken deer,

CONTINUED ON PAGE 28



DIRECTIONS TO SUNRISE, INC. - RICHMOND, INDIANA 47374

- From Downtown Richmond, IN take East Main Street to Henley Road (About 3 Min.)
 - Turn Right onto Henley Road to Wernle Road (About 4 Min.)
 - Turn Left onto Wernle Road to Minneman Road (About 2 Min.)
 - Slight Right onto Minneman Road to 2670 Minneman Road (About 2 Min.)
 - Sunrise, INC. will be on the right side of road.
 - From Ohio Take I-70 West to Richmond, IN Exit I-70 onto US 40 West to Henley Road, turn left**
 - From Illinois Take I-70 East to Richmond, IN, Exit I-70 onto US 27 South, turn left onto East Main Street to Henley Road, turn right**
 - From Kentucky Take I-65 North to Indianapolis, IN, Exit I-65 onto I-70 East to Richmond, Exit I-70 onto US 27 South, turn left onto East Main Street to Henley Road, turn right**
 - From Michigan take US 27 South to Richmond, IN to East Main Street to Henley Road, turn right**
- **Then follow above directions to Sunrise, Inc. at 2670 Minneman Road, Richmond, IN 47374

LOG HOME CENTER

Local distributor of

PERMA-CHINK SYSTEMS, INC.

Located 4 miles East of Noblesville on Rt. 38
773-3268 or Toll Free 1-800-773-6223

Matt's Custom Guns

Hours: Monday - Friday 9 am - 5 pm (Other hours by appointment)

Guns - Ammunition - Scopes - Accessories
Custom Target & Hunting Rifles - Specialize in Reloading Supplies
Gunsmithing - Muzzleloading Guns & Supplies

Authorized Dealer for Freedom Arms, Dakota Arms, Nesika, Kimber, HS Precision & Dillon Precision

3762 N CR 450 E, Connersville, IN 47331
Ph: 765-825-3418
Email: mattscustomguns@yahoo.com

Plan your Indiana adventures at

www.INDIANAOUTFITTERS.com

INDIANA'S ONLINE OUTDOOR RECREATION GUIDE

Link up to us at www.INDIANAOUTFITTERS.com

Find all the info you need
with this **FREE**
Indiana Trip Planning Website!



Where do you want to go
this weekend?

Visit **www.INDIANAOUTFITTERS.com**



FREE! Indiana Cabin Rentals Guide
www.IndianaCabinRentals.com



Now finding cabin rentals is easy.

Use a clickable map of the state to find a rental cabin!



Looking for lodging with a hot tub?

Want a place by the water?

Find traditional log cabins, historic cabins, floating cabins, camping cabins, and unique rental homes throughout Indiana.



Why settle for a stuffy hotel room when there are options like this?

Rent your own private cabin!



Want a secluded cabin with peace & quiet?

Want a cabin near the heart of the action?



Need a pet-friendly cabin?

Want a basic camping cabin without all the frills?

www.IndianaCabinRentals.com

Find specials, pictures & links to cabin rentals around Indiana

Indiana Outdoors



by Joe Martino

Switching it up to bring my A-Game Author learns to shoot bow left-handed

There is a big question in the archery world when it comes to whether or not it is important for an archer to shoot with their dominant eye. In other words, if someone is right-handed, for instance, yet left eye dominant, should that individual shoot a bow left-handed? While the question is continuously stirred up debate, the answer is not always so cut and dry. Being right-handed myself, and left-eye dominant, I have been in the middle of this topic my whole life, and it has always been in the back of mind to some degree.

I learned how to shoot a bow right-handed, because after all, I was right-handed. That is just how it was when I was a kid. Either that or you got a hand-me-down bow from a relative and depending on whether or not they right or left-handed depended on how you learned to shoot.

From the start I had problems shooting accurately as I would actually have "double vision" each time I attempted to sight in on the target. This, I later learned, was caused due to my left eye trying to take over while I was aiming. The way to correct this situation is to close your dominant eye. The problem was, I could not wink with either eye! So I spent a whole summer training myself to close my left eye. It eventually worked and I was off to shooting right-handed.

My problem did not end there though. I also slightly fought with an unrelated issue. The vision

in my right eye is actually weaker than that in my left, so even though I could shoot effectively right-handed, for years I always wondered just how much better I could be if I shot with my dominant, and stronger, eye.

So fast-forward to this year. This is the year that I finally decided to make the jump and give shooting as a lefty a try. I had contemplated it for the last couple of years and finally decided now was the time. After noticing the vision in my right eye just was not as good as it used to be, I just could not put it off any longer. But shortly after purchasing a left-handed bow, I found out that the prescription in the right lens of my glasses was incorrect, and I now see as good out of my right eye as I ever have! I thought you all would get a kick out of that one! Wow, but hey, since I was stuck with a left-handed bow, I was going to stick it out. Besides, even though the vision in my right eye is now as good as it has ever been, it still is not as good as that in my left, and I am still left eye dominant. I have a few friends in the same boat as me and became lefties years ago and they have never shot better. So once my new left-handed Mathews Creed was all set up, I began the task of basically learning how to shoot all over again.

From the very first arrow I could tell that once I get used to it, I will wonder why I had not switched to shooting left-handed before now. My fifth arrow landed in the bull's-eye from twenty yards away. Sure, it is a bit unorthodox for awhile, but that fact that I can see the target more clearly and better is awesome! And the fact that I can now - for the first time in my life - shoot with both eyes open has really opened up a new world to me. I do not lose any field of view at all now when at full draw. It is amazing to me how much better I can see the target. Now when looking through a small peep sight, things do not get blurry or dark as they once used to when I used to shoot right-handed with my less powerful eye. It now looks as though I am using a scope compared to what I was used to.

Actually, it is the little things that are taking more getting used to than the actual shooting, believe it or not. Things such as nocking an arrow or clipping my release on with my left hand are the biggest things I am adjusting to. As one of my friends put it, "Learning how to shoot a bow left-handed (or right-handed if you happen to be left-handed) isn't nearly as difficult as learning to bat or golf left-handed." I believe he may be right.

It will be awhile before everything comes together and it starts to feel normal, but I think I am going to like what the change is going to do for my confidence and ability as a hunter and an archer. So, is it best for archers and bowhunters to shoot with their dominant eye? That question is a little too steep and argumentative for me to answer in this column right now. There are several things to keep in mind, and what is best for one person may not be best for the other. Yes, I do believe that is best to shoot with your dominant eye. However, it is absolutely not usually necessary. If someone is not having any trouble shooting with their non-dominant eye, then they may not want to change. As for me, I had a couple of issues that made me make the change, but I can honestly say that so far, I am liking what it is doing for me. Change is usually not a bad thing. ■



By making the change to shooting left-handed, the author hopes for more groups like this one, and better yet, to be more effective in the woods this fall. (Author Photo)

MIKE CLEVINGER 765-642-GUNS
Owner 642-4867

CRACKSHOT GUNS

BUY • SELL • TRADE
GUNSMITHING

715 East 53rd Street
Anderson, IN

Pioneer Village

Ethanol-Free Gas Live Bait

Firewood Hot Food

Bio-Diesel Propane

Fishing License and Lots More

Jct of Hwy 256 & Hardy Lake Road
812-794-2769

Martino's **Inside Dining or Carry-Outs**

= *Italian Villa*

Restaurant & Lounge

"Homemade Goodness In Every Bite"

Real Italian Pizza • Full Menu

- LASAGNA
- PIZZA
- STEAK
- SPAGHETTI
- SANDWICHES
- SEAFOOD

11AM - 10PM MON - THURS 11AM - 11PM FRI & SAT

765-457-9181

1929 N. WASHINGTON • KOKOMO, IN

Best STOP Auto Care

2 Salisbury Rd., Richmond, IN

Complete Auto Service

"Work at a price thats fair from people who care"

- Tune-ups
- Brakes
- Transmissions
- Major engine work
- Cooling system service
- Towing

Courteous, Friendly Service
Questions? Just Ask! We're Here To Help!
Pick up & delivery service available

CALL US TODAY
765-935-3849

Joe's

All Natural Beef Jerky

Joe Martino
Direct: 765-434-8598
E-mail: joe@eatjoesjerky.com / Web: www.eatjoesjerky.com
2378 West 350 North, Kokomo, IN 46901



Light House Bait & Tackle

6330 So. C.R. 575 E
Selma, IN 47383
Ph. (765) 286-5049

2830 E. Memorial
Muncie, IN 47302
Ph. (765) 287-8587

Open 7 Days

Rick & Jeff's *We Will Not Be Undersold!*
Floor Coverings, Inc.

For All Your Floor Covering Needs
(812) 754-0888
Now Carrying In Stock Area Rugs!
12 Styles To Choose From!
kathy ireland

Shades Of America



Hwy. 56 East • Scottsburg, IN 47170

RIHM INC.
CAMBRIDGE CITY INDIANA 47327

FOODS

CUSTOM HOG & BEEF PROCESSING
"Venison Sausage and Hams"
Custom Curing
Hickory Smoked Hams & Bacons
CATERING
(765) 478-3426 1-800-846-6328
www.rihmfoods.com

THE GUN DEN

Buy - Sell - Trade

337 Roosevelt Dr. Shelbyville, IN 46176
(317) 398-3852

FOR ALL YOUR OUTDOOR & HUNTING NEEDS

CHECK OUT OUR WEBSITE AT
www.thegundenonline.com

A Large Selection of Kimbers in Stock
ALL LONG GUNS ON SALE
We do special orders and layaways

SUMMIT LAKE BAIT & TACKLE

5180 Messick Rd.
New Castle, IN 47362
(765) 766-5158
Brian & Christal Tapley

Top Quality Live Bait • Artificial Bait •
Boat Storage • Groceries • Camping Equipment • Propane
Ice • Snacks & Sandwiches • DNR Approved Dry Firewood
Hunting & Fishing License • New Fishing Report for Summit Lake
Dealer for Steel Carports & Large Steel Buildings • Specials every month
Save on Live Bait from 15% Off up to \$10.00 Off
OPEN ALL YEAR


WAGNER'S
BARBER SHOP & GUNS

Haircuts \$10
Guns Slightly More

GUNS
GUN REPAIR

532 W. Sheridan
Greensburg, IN 47240
Phone (812) 663-2553

Camping Here & Beyond



by John and El McCory

Camping Clubs in North America (1)

In the September issue of the Gad-A-Bout we laid plans to inform campers in Indiana and everywhere the newspaper is available about several camping clubs to join and to suggest several forms of information about them.

The first club, Passport America, was formed in 1992 and has offices in Long Beach, Mississippi and Crestview, Florida. It now has over 1900 50% off campgrounds in the U.S., Canada and Mexico and is the world's largest network of campgrounds of its kind. Campgrounds are from just a few primitive sites, out of the way, quiet, with shady surroundings, to very busy, close to the highway and city campgrounds with hundreds of sites and with so many amenities you can't use them all in a one or two day stay. In other words you have a great choice of campgrounds in which to stay. A one year membership to Passport America is around \$50.00 and the more years you sign for, the less the annual membership. With access to all of their campgrounds a \$36 campsite would be just \$18 so you can make your membership up in just the first 3 or 4 stops. Some campgrounds would charge that price for just the first night but others would let you stay several nights at the lower rate. More about this later. Be aware that holidays, special events and weekends usually don't have the reduced rate.

Passport offers such things as free trip routing, on line up-to-date additions of new campgrounds and deletions of those which have been dropped for some reason, lowest gas prices for your trip, RV America magazine, discount mail forwarding, RV forums, frequently asked questions and much more. To find out much more about Passport America and about all the others we're going to discuss, just type in the club name on the top of the Home Page and touch Search. You won't believe the info you'll get, especially when you search their archives of previous articles, etc. All of these clubs have lists, locations and amenities of their member campgrounds. Some campgrounds belong to several clubs opening up more choices for the camping public and filling their sites.

The next club is the Happy Camper Club. It is very similar to Passport and has about 1200 campground members. It was formed in 1992 in Monroe, Louisiana. The information for most all these clubs have articles on RV travel, some have campground cooking recipes and answers to many questions like "what happens to full time RV'ers when they can't take care of their own or their spouse's needs following illnesses, injury, surgery

or the progression of a long-time health situation?" In planning a trip as a member of any club always check their list of campgrounds in each state you travel to be sure that camp is still in their system. You might find the camp RV scrapbook.com blog site and social network for RV'ers to send and receive instant messages, create profiles and camping blogs about their own RV journeys, how to join RV groups having similar interests, chat on RV forums, and much more.

A very useful item in the on line blogs is the For Sale and Want Ads. Almost anything imaginable for camping can be found all the way from campgrounds for sale or work campers wanted. Members of the clubs can place items for sale or wanted on the lists free of charge, and the club always wants the ad removed when the item is bought or sold. Positive and/or negative testimonials about clubs of campgrounds are usually very valuable tools for all involved. Maps and directions are mostly free to members. Happy camper has a rather new free collection of eBooks included with membership. This alone is a value of \$80.00.

A much smaller camping club is Enjoy America. It has a little over 500 participating campgrounds, and, as far as we can ascertain, all of them must be independently owned and are chosen based on their quality and agreement to welcome you at 50% their regular rate. The main rating for participating parks is four diamonds with the Woodall's five diamond rating system or the five star system of the Trailer Life's ten star rating system. If parks are new to EA, they most probably haven't been rated yet and are included in the EA systems for a probationary period.

There are parks in EA system as in other systems that may extend your stay for a longer time than the one or two day 50% rate and maybe for your entire stay. Under normal conditions none of these club discount cards can be combined with any other discounts unless specifically noted. There may be extra charges for pull through sites, air conditioning, or 50 amp electricity since energy costs have increased extensively.

Some parks require such credit cards as Visa, Discover or Master Card to hold your site reservation, but be sure to call the club office or campground office if you need to cancel, otherwise your card may be charged. Some parks and/or camping clubs will exclude holidays, special events, and weekends from their discounts. We've paid the total price for the above mentioned times, then were invited stay more than the usual one of two day limits. Always check with the camping club park ahead of time about their policies.

Enjoy America started in about 1996 in Signal Hill, California and has been quite stringent on the types of parks that can join and the types of camping units that may park in their facilities. Almost all camping clubs have some restrictions and may tell you about them in their camp books, on the brochures at the campgrounds or on the websites. As an example they may or may not allow tents, fold down tent trailers, conversion vans w/o restrooms, or older not so good looking motor homes or pull type trailers. We were turned away in an almost empty campground in the wide open spaces of Ely, Nevada one year in our new tall top conversion van. The reason, we didn't have a restroom in the van, but there were restrooms for public use in the campground.

If we had had a several hundred thousand dollar motor home using more electricity in an hour than we would use in a week of camping in probably two short stops each for my wife and I per day, and that would have been cost efficient. We didn't voice any opinions, thanked them and drove on down the road.

CONTINUED ON
PAGE 30



Jim Raymer and Doug Sikora with their winning fish at the open tournament on the Ohio River. (Author Photo)




10 year old Grace and 8 year old Allison with Glenn and their winning fish from Cataract Lake. (Author Photo)



Doug Allen and Larry Yates with some of their 2nd place fish from Cataract Lake. (Author Photo)

Indiana Slab Masters



by Ron Bilbrey

High Stakes Open Tournament

As the days shorten and mornings start to cool it is apparent that fall is nearing and the Slab Masters Summer break is almost at an end. September brings the first fall tournament on Morse and the last point's tournament of the year on the Ohio River. The BnM point's race is currently led by Larry Yates and Doug Allen with a commanding lead over the second place team of Long / Wright. Only two points separates the third place team of Milsaps/Riley from Bilbrey / Phillips rounding at the top five is the team of Raymer / Sikora with two of their best lakes coming up on the schedule, this team looks to make a rapid jump in the BnM point's series.

During the summer break the Indiana Slab masters held their first High Stakes Open tournament at Tanners Creek in Lawrenceburg, IN. The tournament had an artificial only bonus that paid an additional \$500.00 if the winner registered to fish without live bait. Boats were checked for live bait after registration for those who chose to fish for the artificial bonus. Conditions for the July tournament were exceptionally cool and could have been a lot warmer. For those who have never crappie fished this body of water it is one of the toughest fisheries in the state. This water fishes like no other in the state and the amount of fishable water is unbelievable, Tanners creek alone you can possibly go ten miles back into the creek and there are several fishable creeks in this pool not to mention the river, if you so desire to fish it.

The winners of the first high stakes open with a seven fish limit weighing 5.89 lbs was the team of Jim Raymer and Doug Sikora this team opted to fish for the artificial only bonus and won an additional \$500.00 for not using live bait. Jim and Doug used Southern pro, Bobby Garland and Crappie Pro baits


to win the Open tournament. Finishing second was the team of Larry Yates and Doug Allen with a 7 fish weight of 5.28lbs. also capturing big fish of the event with a 1.58lb crappie. Tommy Allen and Troy Chandler finished third with 5.03lbs.

Prior to the open tournament the Slab masters held a points race at Cataract lake May 31st, this was the only season tournament I chose not to fish as I had committed to fishing a CUSA tournament on Ohio's Grand lake of St. Mary, which by the way is an exceptionally tough lake to fish and I didn't fare as well as I would have liked. Congratulations to Charlie and Paul Hildreath on their second place finish in this tournament. My partner Damon did fish the Cataract tournament and placed 11th. 2012 points champion Glen Gill and his two young daughters Grace, and Allison spider rigged Lake Fork baby shad pink /white and Chartreuse/pearl in 8-16 ft of water to catch their seven fish with a weight of 6.41lbs. Grace hooked their biggest fish than netted the fish. Allison long lined out the back of the boat and caught two of their weigh fish. Glenn said they caught at least 150 fish on the day and was his best win ever. Yates and Allen finished a close second with 6.30lbs and taking third was Jason Snyder fishing with Matt Liles and weighing a seven fish stringer of 6.06lbs.

The coming of fall signals the beginning of the second portion of the tournament season and the biggest tournaments of the year, point's champions are determined, national champions are crowned and for the Slab Masters the two day Classic winners will be determined. This year's classic will be held on Monroe Indiana's largest Reservoir and quite possibly could produce one of the heaviest weights of the year. Get the details of past and future tournaments by visiting www.indianaslabmasters.com.

Thanks to all the sponsors who support the Indiana Slab Masters and to my personal sponsors. See sponsors on page 31

Tight Lines Everyone
Ron Bilbrey



Jason Snyder and Matt Liles with their 3rd place fish from Cataract lake. (Author Photo)

Tournament Results Open Tournament at Tanners Creek

1st Raymer/Sikora	5.89lbs
2nd Yates/Allen	5.28lbs
3rd Allen/Chandler	5.03lbs
4th Hildreath/Etchison	4.98lbs
5th Grater/Brown	3.79lbs
6th Cunningham/Lucar	2.36lbs
7th Thompson	1.99lbs
8th Watson/Morgan/Morgan	1.98lbs
9th Bilbrey/Phillips	1.56lbs
10th Shingler/Arnold	1.43lbs

Cataract Tournament

1st Glenn/Grace/Allison Gill	6.41lbs
2nd Yates/Allen	6.30lbs
3rd Snyder/Liles	6.06lbs
4th Wright/Long	5.97lbs
5th Bledsoe	5.83lbs
6th Hooser/Hooser	5.70lbs
7th Millsaps/Riley	5.49lbs
8th Hankins/Wotta	5.48lbs
9th Licht/Williams	5.39lbs
10th Wells/Raymer	5.37lbs

Bozarth Country Store

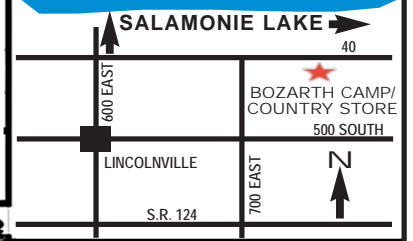
On The SALAMONIE RESERVOIR

Fishing Tackle Hunting Equip Camping Supplies Boating Equip Save BIG		LARGEST Selection of Cast Iron BOZARTH 2014 CRAPPIE TOURNEYS October 4th For Info Call Ryan 765-981-4522
--	--	---

SEASONAL CAMPSITES AVAILABLE

Seasonal Rates - Full Hookups
"SIGN UP NOW"

1 mile east & 1 mile north of Lincolnville



We Have A Large Breakfast & Sandwich Menu

Campstore / Grocery Fishing Tackle, Live Bait & License Camping & Hunting Supplies Cold & Hot Drinks Ice - Pizza - Sausage - Hot Dogs Snacks & Sandwiches		Hunting Check In Station Banquet Room w/Kitchenette Arcade Game Room Showers (All Year) Boat Storage (Inside) LP Gas Refill Station
--	--	--

765-981-4522
7309 East 400 South
Wabash County
Lagro, IN 46941

We Proudly Carry
Bass Pro Products
Save on Shipping



Open All Year - 6:00 AM to Dusk

Gittin Jiggy With It
Bait & Tackle Store
765-524-6484

ON THE CORNER OF SR 36 & MESSICK RD
Fishing, Camping, Grocery and Marine - we've got it!

G. Loomis fans-he's making rods again - And we've got 'em!
The end of October starts our ice fishing restock, so get in early!
Come see our Radiance lighted canvas selection.
Great Gifts+layaway is always free= Stress free Christmas!
Summer Hours: Sunday-Thursday 6 am - 9 pm / Friday-Saturday 6 am - 10 pm
4277 E SR 36 (Corner of 36 & Messick Rd) • Mooreland, IN 47360

CAMPBELLSBURG HARDWARE

Looking for something specific?
Bait & Tackle


Complete line of Plumbing, Electrical & Painting Supplies at a "Low Cost Price"

Key cutting
Special Orders are also available.

Hours: Monday thru Saturday
8:30 a.m. to 5 p.m.
Closed Sunday

206 Jefferson St.
Campbellsburg, IN 47108
Phone: (812) 755-4730

Vacationing In Southwest Indiana



by Jim Behrman

Greatest Excursions

I hope you read about my absolute worst excursion last month in "The Gadabout" . This month I want to tell you about some of the best excursions I have ever had and some of the most remembered and joyous times of my life. Forty years ago I married this awesome lady and gained a father and mother-in-law that was equally as awesome. Through the years these relationships have grown and the relationships with my own great parents became even stronger when I realized I did not know everything and listening to Dad, Mom, Father-in-law or Mother-in-law and taking some advice or listening to a "been there, done that" scenario was just the smart thing to do. I don't know if I was the typical or the non typical oldest son but it did take me a few years to learn to listen to my parents and In-laws It seems that might have been a thing with my generation. We had to learn things the hard way but learn and grow as a person and a family and a community we did

In the late 80's and early 90's both my dad and my father-in-law retired from hands on labor jobs and sought the easy life. My parents purchased a van and fixed it into a camper vehicle and traveled all over the USA seeing the country like they had never been able to do while raising 5 kids. My In-Laws purchased a 1965 Somerset houseboat and moved it to Patoka Lake. My Mother-in-law still was working so the houseboat was a weekend, vacation place and a 2nd home for my father-in-law. Soon after this purchase the houseboat became a place for my wife, 5 year old son, and myself to spend time with the In-laws and provided many close, and dramatic, and funny family moments. Watching my son ride off with his grandpa in a fishing boat with his mouth chattering something about how he knew how to catch fish and coming back 2 hours later still chattering about catching fish and knowing he had not paused the chattering for a single minute while they were fishing. My Father-in-law shaking his head and smiling as he talked about his grandson talking and talking. When my son and I forgot to clean 3 or 4 catfish and left them in a shallow tray on the back of the boat to cook in the sun for a couple days before the In-laws arrived for a vacation. Mother-in-law must have been real proud of us cause she remembered that for a long time.

Today's fishermen should thank my dad and father-in-law for leading the way for them. We know that all fishermen are at a minimum exaggerators of numbers and size. These two elders of mine were no exception and though they were both very faithful Christian men they sometimes did fish on Sunday

and did sometimes exaggerate. When called on these exaggerations one particular Sunday they both exclaimed that these were "fish fibs" and were in fact allowed by the Lord. I am sure today they are there in heaven lobbying the Lord for "fish fibs" to not count against today's fishermen. The smiles on their faces when they were telling some of these "fish fibs" was a light in the life of my family and in me. They had the standard "fish fibs" about how many fish they caught that never matched the count the lady cleaning the fish had, how big the fish they caught were which also never quite matched the desire of my Mother-in-law, the cleaning and cooking lady and those monsters they almost got in the boat. They expanded "fish fibs" to include times they would be out fishing and expected to return at a certain time and not show up. They always had a big story and we would find out that each of them had fallen asleep with the fishing pole in their hands. They each woke up and realized they were late and better get back but had time to figure out an appropriate "fish fib" for being late. There was the time when they made it almost back to the dock but stopped to observe several young ladies in some very skimpy bathing suits swimming and sun bathing on a houseboat. The girls observed them and started flirting with them and these two old men lost all track of time and where they were at. They did not realize that from the top of our boat in the marina we could see them anchored and observing/flirting with the young ladies before and after they were labeled as late for dinner. They were allowed their "fish fibs" by my mother-in-law until after they had finished eating and then my she informed them of her observations. Suddenly it was very important that they get away from the boat and left to go to the bait shop right away.

There was the time the white bass were biting around the crappie lights hanging from the front of the boat and my Father-in-law had called my Dad and invited him down to fish. The night before Dad was to show up Father-in-law was catching fish when my Mother-in-law started having a racing heart beat and both were scared it was a heart attack but it calmed down and she went back to bed after deciding to call the doctor the next morning and he kept fishing. The call to the doctor the next morning resulted in an emergency appointment, to evaluate a heart condition, that afternoon in Louisville and an hour drive each way by herself as he rested preparing for another night of fishing with my dad. Oh yea, Mother-in-law was reminded before she left to stop by the bait shop and get some minnows he needed to fish that night with my dad and the bait shop closed at 8:00 PM. Later that day my Mother-in-law returned and my dad arrived. Mother-in-law proceeded to tell the story of her having to drive herself to the doctor and being diagnosed with "A-fib" and being all alone at the doctor's office and drive herself back to the lake. My dad shook his head and tried to show sympathy for her and then turned and whispered to ask my father-in-law, "Did she get the bait"??????

These stories and many others are told when the families get together or when we walk by the mounted fish in the basement but the highlight for me is different. For me it is every time I pick up a pole, ride down the lake looking at a sunrise or sunset, watch my grandkids or any young kids laugh and scream catching a fish. It is at these times and many others I see my Dad and my Father-in-law smiling and swearing a "fish fib" is true!!!!!!!!!!!!

Fishermen's Village
At Patoka Lake in Southern IN

BRAND NEW COMFORTABLE One and Two Bedroom Units With Kitchenette

317 600-4093 or 812 685-2424
www.patokafishermensvillage.com

FRECKLES GUNS & FIREWORKS

The Historic Town of West Baden Springs
Beckons you to visit this Unique Gun Shop

Hours: Monday - Tuesday 11 am - 5 pm
Thursday-Friday-Saturday 11 am - 6 pm
Wednesday & Sunday - Closed

8205 W. St. Rd. 56, West Baden Springs, IN 47469
(2 blocks from French Lick Resort)

Ph: 812-936-2444 Cell: 812-797-0100
E-mail: terrybock1@yahoo.com

Painter Creek RV Park

Overnight • Weekly • Monthly • Yearly
30/50 AMP • Full Hook up • Full Service
Handicap Accessible • Shower House
Pull Thru Sites • 7 mi. to French Lick
1 mi. to Patoka Lake • Fishing
Hunting • Happy Camping

812-936-7545
www.paintercreekrvpark.com

POOR BOY'S COUNTRY STORE

Patoka Lake Crappie Headquarters
Specializing in Crappie Baits
• Gas • Diesel • Live Bait

Featuring Poor Boys "Almost Famous Ribs & BBQ"
• Chicken • Fish Sandwiches • Angus Burger & Fries
• Breakfast Items • Groceries • Ice

Full Taxidermy Service
OPEN 7 DAYS A WEEK 5 AM TO 8 PM
476 N SR 145, ECKERTY, IN 47116
812-338-3151

S&S Bait + Tackle

(Salamonie Reservoir)

- Bait • Tackle • Soft Drinks • Ice
- Snacks • Picnic Supplies • Firewood
- LP • Camping & Outdoor Equipment
- Honey Bee Products • More

Owner: Steve Chenoweth
Monday to Saturday 6:00 a.m. -10:00 p.m. Sunday 7:00 a.m. to 7:00 p.m.
8975 W. 600 S (Jct. Hwy 105 & 124) Andrews, IN 46702 / Ph: 260-468-2551
Website: www.sandsbaitandtackle.com

SS Chenoweth LED Emergency Vehicle Lighting

Feniex - Innovation At It's Brightest
Police • Fire • Emergency • Oversize Load
Farm • Construction • Highway

Owner: Steve Chenoweth
Monday to Saturday 6:00 a.m. -10:00 p.m. Sunday 7:00 a.m. to 7:00 p.m.
8975 W. 600 S (Jct. Hwy 105 & 124) Andrews, IN 46702 / Ph: 260-468-2551
Website: www.sandsbaitandtackle.com



Connectedafield by Glen Kelsey

The All-inclusive Sportsman's App has arrived

August 29, 2014 "Connectedafield" is the comprehensive all-in-one app for any level of hunter or fisherman. Combining 7 of the most useful information tools that the hunter and fisherman needs, as well as many other great features. "Connectedafield" is a necessary piece of gear for any tackle box or hunter's backpack!

Beginning as a dream between two friends who shared an extreme passion for the outdoors. Their ideas were to get more information at their fingertips while enjoying the woods and water.

"Connectedafield" was created by Mike Westerbeck and Keith Kelsey, along with a group of students at the University of Cincinnati (ITSC) Information Technology Solutions Center, hence Team C. A. was born.

Their ultimate goal was to obtain accurate information directly from their mobile devices, regarding Weather, Mapping, Moon phases and Journal. They also envisioned today's Social Media technology to connect with other friends and hunters via their own outdoor sports network and to share their achievements instantly with the local or the national hunting community. Team C.A. also offers Classified ads and DNR Regulations for all 50 states.

Connectedafield is available for Free download from the App Store and Google Play right now. The app is set up for devices running iOS 7.1 including

Top Left: 2013 Glen Kelsdy with 8 yr old Grandson Jackson. Top Right: Keith & Mike with The Bone Collector Team on Outdoor Channel. Bottom Left: The Team C.A. Columbus Ohio Deer & Turkey Show. Lower Right: FHFH Board meeting in Bloomington, In. (Photos provided by Glen Kelsey)

the iPad and a large variety of Androids. The app has seven individual sections including:-

- **WEATHER** - allows the user to check weather conditions at their saved favorite hunting and fishing locations currently, hourly and an advanced 10 day forecast
- **SOLUNAR** - With Moon Phase, Sunrise, Sunset, Feeding Times and a rating scale to indicate the best days and times to hunt and fish
- **MAPPING** - Save your favorite hunting and fishing spots privately and also mark pinch points, bedding and feeding areas on the satellite map - coming soon!
- **JOURNAL** - Keep notes on your quarry as you track animals with a private note taking feature. Also lists date / time stamps, weather, temperature, wind and moon phases
- **SOCIAL MEDIA** - Post your reports or photos without giving up your hunting and fishing location. Read real time reports and view photos about what's going on in your 50 mile radius or choose to see what others have going on nationally.
- **CLASSIFIEDS** - Buy, Sell equipment nationwide with our free classifieds section
- **REGULATIONS** - Connect to any of the 50 States DNR website, with one click.

"Connectafield" just updated and will soon release it's most advanced version yet, so users can be assured they have the latest information before entering the woods and water.

That's why we say "Today's Technology. Tomorrow's Adventure."

Notes to Editors

ConnectedAfield was created by Keith Kelsey and Mike Westerbeck. For more information contact connectedafield@gmail.com or visit <http://www.connectedafield.com> Connect with us on Social Media!
Facebook - <http://www.facebook.com/connectedafield1?ref=stream>
Twitter - <http://twitter.com/connectedafield>
Google+

CONNECTEDAFIELD
FREE Hunting & Fishing APP!
Are you connected?
Weather • Solunar • Social Media
Mapping • Classifieds • Regulations • Journal
Available on the App Store | GET IT ON Google play | Facebook | Twitter

Comer
BUILDINGS - BLAKE COMER
WE PROVIDE FREE ESTIMATES!
WWW.COMERBUILDINGSBLAKECOMER.COM
Comer Buildings specializes in agricultural, commercial, equestrian and residential post frame buildings. We have a large selection of metal color options, wainscoting option, perma-column option just to name a few of the many choices to choose from. We are here to help you design to your specific needs and dreams. We are a family operated company that thrives on excellence and great customer service, in a timely fashion. There is no job too big or too small. Let us help YOU design your investment today!
(812) 621-0930 | 4273 W. COUNTY RD. 350 N. | OSGOOD, IN

Your Local Full Service Butcher Shop

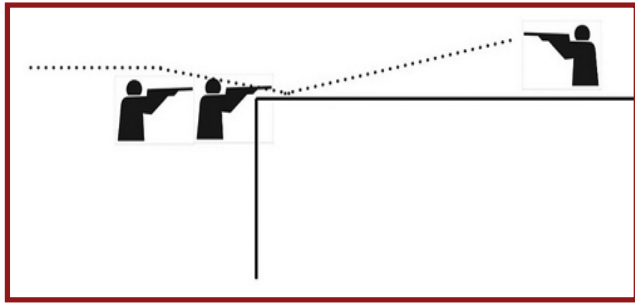
French's Locker LLC
106 Sycamore Street
Batesville, in 47006
(812) 934-2902
WWW.FRENCHSLOCKER.COM
Beef, Pork, Sheep, Goat & Deer Processing
Local l y Grown 1/4, 1/2 or Whole Beef
Avail abl e 1/2 or Whole Pork

C&T CYCLES
WEEKDAYS 9-6 SATURDAY 9-12
(812) 752-5466
800-521-5344
www.candtcycles.net
15% OFF ALL ATV ACCESSORIES IN STOCK
10% OFF SPECIAL ORDERS
We Service All Major Brands of ATV's
From Oil Changes to Complete Rebuilds
Hwy 31 S. in Scottsburg, IN. Just Off I-65
30 Mile. N. of Louisville — 85 Miles S. of INDY.

Hundreds of Guns in Stock!

Guns - Muzzleloaders - Ammo - Crossbows - Targets
201 E. Main St. | Portland, IN 47371
260.766.1426
sales@1shotsports.com
Join our VIP Text Club for Special Deals
Text: 1SHOT | To: 40518
www.1ShotSports.com

JoAnn's Cafe
723 S. 5th Street
Turn right off "G" St. Bridge
Richmond, IN 47374
765-935-2528
Introducing James & Michelle Miller as New Owners
Monday thru Friday 6:00 am to 6:00 pm
Saturday 6:00 am to 2:00 pm
**Daily Homemade Specials
Breakfast & Lunch "Served All Day"**



Frozen dirt ricochet.

RED WING SHOES
BUILT TO FIT. BUILT TO LAST.

MILROY SHOES
Mastercard - Visa
9214 S. State Rd. 3, Milroy, IN 46156
(765) 629-2109
Mon-Thur 8 - 5 / Fri 8 - 6 / Sat 8 - 3 / Closed Sun

Noble Boys Furniture
Featuring Solid Oak and Solid Wood Bedrooms, Dining Rooms, Living Rooms, A Lazy Boy Owned Co. & Lane Recliners, Bedding and Other Household Items Dutch Craft Bedding Made by Amish

6032 Holland Rd., Brookville, IN (White's Farm - U.S. 52)
Mon-Fri 9-5 / Sat 9-4 • 765-647-4875

STOP & CHECK OUR NEW Noble Boys Variety Store
135 Harrison Ave. Brookville, IN
"Quality Furniture At Fair Prices"

Always Custom Processing!
Over 40 Years of Experience
NOW IN 2 LOCATIONS TO SERVE YOU BETTER
DEER PROCESSING

Pate's Processing • (812) 866-4710
4251 S. 850 West

Pantry • (812) 866-MEAT (6328)
367 W. LaGrange Rd.

Both in Hanover
www.patespantry.com
VIP CLUB Text PATES to 77948

Prairie Wolf GUN REPAIR

All types of Handgun, Rifle, Shotgun Repair, Barrel Dent Removal, Cleaning & Inspections, Bore Sighting, Refinishing and Gunsmithing Services.

Pickup and Delivery of Your Gun Available
Call for an Appointment

Marshall Smith 765-914-2781
6151 Turner Road Richmond, IN 47374
PrairieWolfGuns@gmail.com
FFL

Will Pay Cash for Gun Parts and/or Damaged Guns

Random Notes from:
Prairie Wolf Gun Repair



by Marshall Smith
Owner/Gunsmith

Gun Safety

I was discussing range safety with a gun club officer the other day and the topic of ricocheting bullets was brought up. The concern of the officer was that bullets were ricocheting off the range and going over the 30 foot dirt backstop of the shooting range. He stated that he knew there was a problem with the ricocheting bullets as he had seen the scars on trees behind the backstop of the ricochets. That actually scared me. Ricocheting bullets can be dangerous in many situations. It becomes a safety hazard on the range if the bullet strikes a hard surface such as concrete or metal. A bullet will ricochet off a glass windshield or water if it strikes at the right angle. It was proven in the Kent State shootings by the National Guard that shotgun pellets will ricochet off grass surfaces if the angle of entry is 10 to 20 degrees. It was also discovered that the pellets would "jump" up after hitting the surface and continue a short distance at about 10 to 18 inches off the ground or hard surface such as a concrete or brick wall. Other tests have shown that a bullet striking concrete or metal will react in nearly the same way. However, none of the tests could show that a bullet striking a soft surface such as dirt would ricochet upwards 25 feet and then continue forward over an embankment and strike a tree hard enough to leave a scar. Considering the other evidence of shots fired at that range I would think that the scars were from shooters intentionally shooting over the berm and not from any ricochet.

There are many instances where shooters at the range have experienced bullets hitting a metal target or metal target frame on rebounding back to the shooter. I found a video on Military.com of a shooter who was injured when shooting at a metal target. The rifle was a high powered .308 and the target appeared to be about 30 yards away in the video. The shooter was wearing a ball cap which was knocked off when the bullet rebounded and hit him in the top of the head. He received a cut from the bullet strike. I watched the video several times and the bullet did not come directly back from the target but bounced off the ground about 10 or 15 feet in front of the shooter before hitting him in the head. The surface where the bullet bounced appeared to be hard concrete and covered with water. I could see the splash of water when the bullet struck the ground before bouncing up and hitting the shooter.

A ricocheting bullet trajectory is unpredictable. There is no certain way to know where a ricochet may end up. What is known is that a bullet, once it strikes a surface which causes it to ricochet loses much of its kinetic energy, will be severely deformed



Note the bullet trajectory and that of the debris.

but may still be capable of causing severe injuries for short distances. Always be aware of what you are shooting at and any unintended objects or people which may be in the line behind your target or off to the side where a ricocheting bullet may go. A bullet, a piece of lead is still a projectile no matter what its shape. Possible conditions which could make the ricochet more dangerous is copper jacketed rounds where the jacket separates from the bullet and become another projectile.

That does bring up a thought about shooting situations where you are the target. Don't believe what you've seen at the movies, TV, or video games about hiding behind a corner of a wall, or a car fender. Should you peek around the corner of the wall or over the fender of the car and the bullet hits the wall or fender the ricocheting bullet fragments or debris from the wall could easily blind you. Stand or kneel 5 to ten feet behind the corner or the car fender or a post. Any ricocheting bullets or fragments are less likely to strike you and gives you the ability to return fire with both hands free to move and aim. {Insert picture ricochetwall.jpg, Let's discuss gun safety and responsible shooting at the range. There are many shooting ranges in Indiana most of which belong to hunting, Gun, or conservation clubs. Many of these ranges are not manned during the week and members and sometimes non-members have access to the ranges without a range officer being present. Safety and responsibility become really important during these unsupervised shoots. Be responsible at the range. If the range has wooden posts or utility poles for range markers or to hold sound baffles or your targets between the posts, shoot the targets not the poles. Don't play cowboy and shoot from the hip, no fast draws, it's a good way to lose a toe. When done shooting, clean up your brass, aluminum, or steel casings and dispose of them. Clear your target from the holders. Know the range rules and follow them. Remember to always follow the rules of gun safety.

Gun Rights

Latest word is that Senate Majority Leader Harry Reid (D-NV) is trying to amend the U.S. Constitution. I received an email which said in part; "Gun-grabber Harry Reid is trying to change the rules of the gun control debate, and he's willing to gut the entire Constitution to do it! Reid has scheduled a vote on "Senate Joint Resolution 19".... SJR-19 is an amendment to the U.S. Constitution that would allow both federal and state governments to censor and regulate American's free speech when

CONTINUED ON PAGE 30

Riggle-Waltermann

MORTUARY, INC.
32 SOUTH ELEVENTH STREET
RICHMOND, INDIANA 47374
PHONE (765) 966-7684

N.F.D.A.
I.F.D.A.
www.riggle-waltermann.com

Deli

NOW OPEN

- Lunch Meats
- Cheese
- Butter
- Sandwiches

Troyer's Country Store & Bakery
8 mi. North of Greensburg or
10 mi. South of Rushville on SR 3
Hrs: Monday to Friday 8-5 / Saturday 8-4
(765) 629-2604

Indiana State Trappers Association



by Dr. Fred Philips, DVM

Box Traps

As you pick this issue up, the ISTA 53rd Convention and Rendezvous is taking place at the Tipton County 4-H Fairgrounds, located at 1200 S. Main St. (SR 19), Tipton, IN on Friday and Saturday Sept. 12 & 13, 2014. Our fundraising Auction is Friday night, Sept. 12, 2014 at around 6pm. There are usually some pretty good deals to be had at this auction, not to mention at all of the vendors booths, whether they be inside or tail-gating outside. Trapping demonstrations will be going on throughout the days and the kids trap setting contest and hay scramble will be Saturday am. The Tipton 4-H Horse and Pony folk will be providing food once again this year. So grab an extra chair and join us for a good time to be had by all.

I thought I would write about box traps in this column. When you really may want to release your catch or if uninjured transportation is imperative, then box traps are the way to go. They come in all sorts of sizes from a few inches square by a few inches long for mice and chipmunks to huge contraptions that could hold a coyote or even bears. Some have one (1) door, and others have two (2) doors. Some are even designed to fold flat to make them easier to transport. Some states are down to allowing ONLY box traps for trapping without special use permits that are only good for a few days. I pray that Indiana never gets that bad, but one never knows. Relatively few trappers join Associations that help keep the laws favorable to trapping. Without support, the Associations won't get the job done, and everyone better get use to using Box traps for everything. But I digress.....

The big positive for Box traps is their ability to catch and hold an animal with very little threat of injuring that animal. They are easy to set and well accepted by the public as safe for their pets. The negatives are as long as my arm. They are big and bulky. They weight a lot and take up a lot of room. They are expensive compared to a foothold trap for the same specie. Once an animal has been caught in one, they will be very hesitant to go into another. They are easy to spot and Johnny Sneakums tend to run off with them costing you big bucks to replace.

All of that being said, I love to set them in Barns. Most farmers are more than happy to give you permission to set a box trap in or around their barn. The usually target is raccoons, but skunks, opossums, and the occasional mink may be taken. I generally just put them out where they are real visible and out of the way for the farmer. A small piece of salvaged dried ear corn smeared with white marsh mellow cram is hard to beat. I will wire the ear of corn down so that

it cannot be removed and the raccoon has to walk across the trap pan to get to it. Once a catch is made, I move the trap to a dirt floor, indoors or outdoors, and shoot the raccoon with a .22 short. The bullet rarely leaves the head. Just don't do this on a concrete floor just in case. Some trappers make a wire tunnel to put over the end of the box trap. The tunnel has a slot where they can mount a 220 conibear. Upon opening the trap door, the raccoon runs down the tunnel and hits the 220. Of course if you are going to release the critter, you just open the door.

Concerning releasing animals, be aware that the IDNR does not appreciate your releasing an animal in a different county than the animal was caught in. You really need to go at least six (6) miles, and ten (10) is better to be sure that the animal doesn't beat you back to the barn, if you do not want it back. Releasing a young one is one thing, you hope to catch it next year. Releasing an older animal presents the possibility of spreading disease or causing turf wars that may injure the population of the animals, as a whole. Hence, the IDNR rules against transporting animals into the next county. If you have a question concerning this, speak to your county's IDNR CO. They are nice people to talk to.

Till next time, watch your top knot, keep your eyes along the skyline.
Fred "DR" Philips, DVM

So You Wanna' Catch More Fish

CONTINUED FROM PAGE 5

everything all the way down to cleaning the fish. I can take 1 - 4 people. The price is according to how many people go \$400.00 for 4 people \$325.00 for 3 people \$275.00 for 2 people and \$225.00 for 1 person. We start at 7:00 am and fish till 1.00 To schedule trips call me on my cell phone 765-265-3238

Fully licensed and insured for 17 years now.

News From The Indiana State Police

CONTINUED FROM PAGE 6

move over to the right at their first opportunity if three or more vehicles are following to allow those vehicles to safely pass.

Tips for motorists:

- Be patient when traveling behind farm equipment; farmers have the same rights as automobile drivers to operate their equipment on the roads.
- When approaching farm equipment from the opposite direction, pull to the right of the traveled portion of the road and allow the equipment to pass.
- Always be cautious when approaching farm equipment parked on the side of the road. Someone may be getting into or out of the equipment or performing maintenance.
- Be especially vigilant in watching for farm equipment on two lane roads, and around dusk when conditions can make the equipment harder to see.

CONTINUED ON PAGE 27



BUY SELL TRADE
Pistols / Handguns / Rifles / Shotguns
2213 S. Scatterfield Ste. #6, Anderson, IN 46016
Phone: 765-646-9000 / Fax: 765-646-9010
Hrs. MF 10am-6pm / Sat. 10am-5pm / Closed Sun.
FACE BOOK: 9-GUNS
WEBSITE: www.9-guns.com
E-MAIL: contact@9-guns.com




On
Patoka Lake
Houseboat Rentals, Slips,
Marine Supplies

P.O. Box 44 - Celestine, IN 47521

812-678-3313

866-678-3313

www.hoosierhillsmarina.com



Used Adult Books
Children's Books
Puzzles for all ages
Wooden Toys
Science and Craft Kits
Games

Where imagination meets fun

19044 South Main St.
Hours: Thursday and Friday 10 am - 4 pm
Saturday 10 am - 5 pm / Sunday 11 am - 5 pm

Metamora, Indiana
765-647-5309



ANIMAL HOSPITAL OF CENTERVILLE
DR. FRED PHILIPS
1100 EAST MAIN STREET
CENTERVILLE, IN 47330

TELEPHONE: (765) 855-1450
TOLL FREE: 1-888-860-8253

EMERGENCY SERVICES AVAILABLE



TRAPS & MORE



Easy Transfer Roll Cage 19/73 Sliding Door



Squirrel Assist Skinner



Traps 12/12/36



Fish Basket

DEALERS

See Their Advertisement in The Gad-a-bout
John's Gun & Tackle, Red Barn Bait Shop, Scott's
Ace Hardware & Tolliver's Hunting & Fishing

Ernest McCleery, Lexington, IN (812-866-4510)

BERTCH'S HARDWARE & RAMEY PLUMBING



**HARDWARE
PAINT
PLUMBING
ELECTRIC**

51 W. UNION ST. LIBERTY, IN 47353
PH: 765-458-5512

Happenings in Metamora, Indiana



by Janice Hunsche

October Activities

Metamora, A Historical Canal Town

Fall is finally here and with it the season gets busy in Metamora. October starts off with a bang with the 44th Annual Canal Days. This year it's **Oct 3, 4, and 5** from 10am-5pm. There should be the usual mix of antiques, crafts, flea market stuff and other eclectic items. The Whitewater Valley Train will also be running on those days. Friday, Oct 3, it will depart the Connersville station at 10am with a 2 hour layover, Saturday and Sunday it will depart at 10am with a 4 1/2 hour layover and noon with a 2 hour layover.

There are a few general interest things going on in Metamora in October. The Whitewater Valley Railroad will be running the Fall Foliage Flyer on Thursdays and Fridays departing the Connersville station at 10am. There will be a 2 hour layover in Metamora.

Saturday, **October 11**, The Statesman with Abraham Lincoln will run for the final time this year. Enjoy a train ride with President Abraham Lincoln. Ask him questions along the route, have your picture taken with him and enjoy a rousing speech before returning to Connersville.

Also on **October 11**, Holly will be teaching her Introduction to the Fiddle class at Mosaic at 2pm. It's free, so if you're interested in the fiddle, be sure to attend.

Sunday, **October 12** at 2pm, the Photography Club meets at Mosaic. This club is open to people of every skill level. The only requirement is a love of taking pictures.

Of course it wouldn't be Metamora without lots of fun Halloween activities. Starting **October 10, 11, 17, and 18** is the Haunted Village of Metamora. It will run from 7-10pm and costs \$5.00 per person. The evening starts out with a hayride around the town followed by a guided tour. Ghosts and ghouls should be on hand to add to the fun.

Oct 18th is the last Wild West Train for the year. If you haven't taken this train yet, it's always fun with costumed riders, and of course the Circle D Rangers who protect the train.

Continuing on in the spirit of Halloween, The Cat and the Fiddle Event Center at 10106 Columbia St will be hosting A Darkly Humorous Evening with Steven Vincent Giles, Oct 18 from 6-7:30pm. Enjoy an evening of dark, creepy and humorous tales and songs. Dinner will be available for purchase. Reservations recommended, call **513-403-0672**.

The Ben Franklin III Canal Boat has loves Halloween just as much as the rest of us. On Oct 18

and 25 Spooky Halloween Cruises are returning with departures at 7:30pm, 8pm, 8:30pm and 9pm. Cost is \$5 per person. This is a family friendly Halloween activity. The staff will be dressed up for the occasion and there will be a professional storyteller on board telling spooky tales.

The Whitewater Valley Railroad will be running the Pumpkinliner on **Oct 25 and 26**. Departures are at 10am, 12:30pm, 2:30pm and 4:30pm. The cost is \$10 for ages 2 and up. The trip includes a round trip ride on the train, a hay ride to and from the pumpkin patch and a pumpkin for children 12 and under. Reservations are highly recommended due to a limited number of tickets. <https://www.dynamicticketsolutions.com/wvrr/> Note: This train runs regardless of the weather. Tickets are non-refundable and non-exchangeable.

Halloween wraps up with Metamora's Safe Trick or Treating for children on **October 25** from 5-7pm.

Finishing out a busy day, **October 25th** brings 2 different musical performances to Metamora. Do you want to go to the Bluegrass Family Night or Girls Night In at the Cat and the Fiddle Event Center? Bluegrass Family Night is sponsoring Speedwagon at 6pm at the MPA Barn at the corner of Pennington and US 52. This should be a fun filled evening of western swing. Girls Night In at the Cat and the Fiddle Event Center, 10106 Columbia St is from 7-9pm. This performance will showcase some of the best new female singers/songwriters out there. Dinner will be available for purchase. Call **513-403-0672** for reservations. These shows sell out fast.

Acoustical Final Friday is at the Lover's Lane Stage on Oct. 31. Sign up is 6:30pm with the show starting at 7pm. And as always it's free.

Finally it's time to say goodbye to several popular activities in Metamora. The last day for the Valley Flyer Train from Connersville and the Metamora Local train is **Oct. 26th**. The last day to ride the Canal Boat is **Oct. 31**. It's always sad to see these activities come to a close for the year.

With so many different choices of things to do in Metamora, which will you choose to attend? We hope to see you soon.

It's Fall-Time to Watch for Deer

(ISP News from Page 27)

October begins my favorite time of the year with crops being harvested and the beginning of deer season. But the annual crop harvest coupled with the beginning of hunting season and the "rut," (deer mating season) makes deer movement more prominent and the number of car/deer crashes increase. So it's a good time to remind motorists to use extra caution when driving in rural areas of Indiana. Deer are generally more active in the early morning (pre-dawn) hours or the hours just after dusk but could be on the move at anytime.

Motorists should take the following precautions when driving in rural areas to avoid having a crash involving a deer:

- When possible use high beam headlights at night and be aware that deer could be standing on or near the side of the roadway.
- Drivers should watch approaching vehicles and observe what may break their headlights beams; it could be a passing deer. This technique allows extra time to slow your speed and be alert for the deer.
- Watch for reflections from the deer's eyes.
- Where there is one deer there are often several. Do not assume you missed the deer because more could

CONTINUED ON PAGE 28

EBBING AUTO PARTS, INC.



Quality Parts with "Experience"
www.ebbingautoparts.com

8 a.m. - 5 p.m. Monday - Friday (E.S.T.)
6090 West U.S. Highway 50
North Vernon, IN 47265

800-678-3105
812-346-1323
Fax: 812-346-8259
sales@ebbingautoparts.com

MEMBER AUTOMOTIVE RECYCLERS ASSOCIATION

J's Dairy Inn

A Family Owned Restaurant
In Liberty, IN 765-458-5812

A Family Destination of Boaters, Campers and Hikers Since 1957. Stop in and see us, it wouldn't be the same without you.

Chicken, Sandwiches, Wings, Shakes & Soft Serve Desserts
(See our complete menu at www.jsdairyinn.com)
Hwy 44, One Block West of Traffic Light



Open Everyday 11 a.m. to 10 p.m.-Summer. 11 to 9 - Winter

LAUREL HOTEL RESTAURANT

200 E. PEARL ST. LOCATED 1 BLOCK OFF SR 121 IN THE QUIANT HISTORICAL TOWN OF LAUREL, IN

- PAN FRIED CHICKEN
- CHAR-BROILED STEAKS
- SEAFOOD & Much More

• Seafood or Country Buffet, **Fri. - Sat. 4 - 9 P.M.**
• Full Menu, **Sunday 11 A.M. - 8 P.M.**

MENUS AVAILABLE, ALSO CHILDRENS MENU
FAMILY DINING — LARGE BANQUET ROOM
RESERVATIONS WELCOME 765-698-2912

Closed MON-WED / THU 11am-9pm / FRI & SAT 11am-10pm / SUN 11am-8pm
LESS THAN 10 MINUTES FROM METAMORA

RUSTY DUCK GUNS



BUY - SELL - TRADE
765 524-3058
2634 S. Spiceland Pike
New Castle, IN 47362

TOLLIVERS
Hunting & Fishing Supplies



Directions: From Salem: go 135 N 12 mi., turn east bottom of Millport Knobs, go 3/10 mile. From Brownstown: go 135 S. approx. 10 mi., then same as above.

(812) 358-4867 or 1-800-238-0358



Mathews SOLOCAM **NISSAN MARINE**

- Guns • Ammo
- Camo Clothing
- Mathews Bow Dealer
- Live Bait • Voyager Boats

See Us For All Your Archery Needs



TREE CITY METAL SALES

• Crews Available

- ◆ Metal Sales
- ◆ Pole Barns
- ◆ Vinyl Fencing
- ◆ Garages
- ◆ Garage Doors

Steve Wagler
50 W. 650 N, Greensburg
812-663-4863 Cell 812-523-3272

News From The Indiana State Police

CONTINUED FROM PAGE 27

follow. **BE ALERT!**

- If your vehicle strikes a deer do not touch it. A frightened or wounded deer can cause you serious bodily injury. Remain in your car, make sure you and your passengers are safe, and call the police to obtain a crash report for your insurance company. You should report this as you would any other crash.
- Finally, as always, **BUCKLE UP!**

For more information concerning deer habits, population, and trends in your area contact your local conservation officer or the Indiana Department of Natural Resources Division of Fish and Wildlife at **317-232-4080**.

This ends another month's installment. Thanks for reading and for letting all of us serve all of you. Please take these tips seriously, so we can talk again next month

IDNR News

CONTINUED FROM PAGE 7

shoot it.

As with all firearms, particularly those with many years of use, inspect them carefully prior to each use to ensure proper operation. With firearms known to be old and not fired recently, take them to a gunsmith to check for proper function if you plan on shooting them.

'Wear-it' contest winners announced

Rush County, IN- 5 year old Alayna Miller, a kindergarten student at Rushville Elementary School West and 11 year old Luke Corlette, a 5th grade student at Arlington Elementary, were selected winners of the 'Wear-it Indiana' contest. Indiana Conservation Officers and the Boys and Girls Club of Rush County co-sponsored the contest. As winners, each was presented with their very own brand new life jacket.

'Wear it Indiana' is a public outreach campaign designed to enlighten and encourage the use of personal flotation devices (life jackets) while boaters and swimmers are enjoying Indiana waterways.

Indiana Conservation Officers strongly encourage boaters to wear their life jackets (PFDs) while boating and swimming. It may not be enough to simply carry life jackets on board. Accidents on the water happen too fast to reach stowed life jackets.

2014 Rush County 4H Awards Program

Recently, I was fortunate to attend the 2014 Rush County 4H awards program. Although many were presented with awards and recognized for their various activities and achievements, I'm giving a shout-out to one young man in particular. Jonathon Singleton received recognition for his activities within the 4H shooting sports club, the Rush County Safe Shooters. Jonathon was selected for the honor by the adult leaders of the club for not only his leadership but also for his mentorship to other members of the club. Congratulations, Jonathon.

Veteran Carving

CONTINUED FROM PAGE 9

that's when he moved to Richmond, Indiana to work for Belden in 1987. He left there in 2002.

He began hand carving wood in 1992.

Before Christmas in 1996 a friend asked him if he could do a chainsaw carving for his brother for Christmas. He had to borrow a electric chainsaw to make the carving of a little cub bear on a log.

Dayle said, "The first one I did I still carry around in my truck, I actually made the friend another one. I take the original one to shows with me with a sign on it saying it was my first carving."

I asked what kind of chainsaw did he prefer, he said he liked Husqvarna's. He told me the one I took a photograph of for my October cover is a Echo. He likes them for smaller carvings.

I asked him if he knew how many carvings he has done. He said he's carved over 3,000, he was doing about 350 a year, some big some small.

Dayle and wife Ruthann Lewis, Dayle has two girls, Jessica and Crystal. He has five grandsons, Jeremy, Ryan, Nathan, Kyle and Trent. Ruthann has one son Kris.

We then got out of the van and I took the photo of him that you see on the cover of this issue.

If you would like for Dayle to do a carving for you, call him at **937-839-4183** (Ohio), **765-962-9663** (Indiana) or **765-977-4563** (Cell), E-mail: Dklchainsawman@AOL.com or Website: <http://chainsawsculptors.com/chainsaw/view-gallery.php?package=woodspirit> he is also on Facebook: <https://www.facebook.com/dayle.lewis1>

Also see examples of his carvings on page 9.

Fishing Lake Michigan

CONTINUED FROM PAGE 11

the meat. You want to pull the bone straight out. This will eliminate or at least lessen the amount of tearing of the flesh as you yank the bones from the filet.

Run your fingers over the filet until you can't feel any of the pin bone ends and you are done. Your pin bone pains are over. Your guests will enjoy the fish, pin bone free.

THE END

Outdoors with Rich Creason

CONTINUED FROM PAGE 12

animals and I use this book constantly as a reference in many of my stories.

A year or so ago, I saw a notice in one of my book clubs about a new book called "Animal Skulls, A Guide to North American Species". It is by Mark Elbroch, published by Stackpole Books, copyright 2006. I think the cost was around \$40, but I immediately ordered it. It is 100% skulls with outstanding details and pictures with a section on cleaning and preparing specimens. It is also available online at Amazon.com. More information is also available on the computer by looking up "Cleaning Animal Skulls".

While collecting skulls is not for everyone, it would be nice when your son or grandson shoots his first squirrel to have a trophy from it. If you don't want to spend the cost of getting the animal mounted, a clean skull in a hard plastic case would make an excellent keepsake.

The author may be reached at eyewrite4u@aol.com.

Veteran Appreciation Day

CONTINUED FROM PAGE 15

guards who spoke a little english what was going on, he told them they thought there was English fighter planes trying to hit the train. So they sat there waiting. They got to moving again with a new engine taking them to Frankfurt Germany on the Rhine. It was a burned out city, nothing but burned out walls

standing every place. They were taken into a interrogation camp about four miles from Frankfurt. They were taken to a room with a cot in it with only enough room to lay on it. A guard was there too.

Then another fellow came and took him to another room where he was given a form to fill out. He was only allowed to give the enemy his name, rank and serial number. The form began with Name, Rank and Serial number, followed by a lot of other questions. All he filled out was his name, rank and serial number.

The guy came back and said he didn't fill out the rest of the form. Gordon told him he could only give them his name, rank and serial number. The guard said that was bad, we think you are a spy and we will have to take you out and shoot you. Gordon told him he was sorry, but all he would give them was his name, rank and serial number. The guard said alright go ahead back to your room. That was all the pressure that was put on him.

Finally after being there for about 10 days or so they were ordered out into the prison yard and there a German Captain who could speak very good English. He said men we are going to transfer you to your permanent camp where you will be until the end of the war. He said they would be marched for about 4 miles to a train station.

He told them they had to promise they wouldn't try to escape. Some of the prisoners balked at that idea. The German officer said if they didn't promise to not escape they would make them remove their shoes and their belts so they would have to hold up their pants and walk in your stocking feet for four miles. So they gave him their promise not to try to escape because they couldn't have walked the 4 miles in their stocking feet trying to hold up their pants.

They got to the train station to find some civilians wandering around, they looked like they wanted to

C&C Webster Store & Village Post Office

Webster, Indiana
765-962-3293

LIVE BAIT & TACKLE
GROCERIES - PICNIC SUPPLIES
LUNCH MEAT - SOFT DRINKS
ICE - SNACKS & GIFTS

STAMPS - PRIORITY MAIL BOXES & ENV.



PROPANE TANKS
\$19.99 + TAX
WITH EXCHANGE



PRE - 1964 WINCHESTER'S & COLLECTABLES

GT GUNS & TACKLE

SOUTHEASTERN INDIANA'S
LARGEST GUN TRADER!


MARVIN L. COLE
812-663-2030

1510 NORTH LINCOLN STREET, GREENSBURG, INDIANA 47240

- CASE KNIVES
 - DISCONTINUED - WINCHESTER 9422 & 9417 RIFLES
 - TRAP GUNS - 17 HMR RIFLES
 - RELOADING COMPONENTS
 - PROFESSIONAL & REASONABLE GUNSMITH
 - NITE LITES
- "SPECIAL ORDERS & LAYAWAYS"

SHOTGUNS HANDGUNS RIFLES AMMO

Muzzleloaders Scopes Holsters
Tactical Rifles & Accessories



Kimber
Master Dealer

See us on facebook at Madison Outdoors



at the junction of Cragmont and SR 7
504 West State Street Madison, Indiana 47250
madisonoutdoors@yahoo.com (812) 265-9306



BLUE RIVER ARMS
GUNS, AMMO
BAIT & TACKLE
OPEN
10 AM - 5 PM

We Have:
Hunting Supplies • Fishing Pole & Tackle
Trapping Supplies • Live Bait (Seasonal)
DNR Deer & Turkey Check Station • MRE Meals
Tannerite Exploding Targets • Air Soft Rifles
Crossbows • Handguns • Shotguns • Rifles
Muzzleloaders • Ultra-Advantage Dog Food & More
2596 W. Old Franklin Road • Shelbyville, IN 46176
317-392-2627 or 317-771-5600
www.blueriverarms.com

EAT IN HOME COOKING Daily Specials CARRY OUT DRIVE THRU
Soft Serve Ice Cream
Homemade Pies & Cobblers

BUDROE'S BUS STOP
210 N. Ferguson Street
Henryville, IN 47126
812-294-1100

Tues, Wed, Thurs 6 am - 4 pm
Fri. 6 am - 7 pm / Sat. 7 am - 2 pm
Sun. & Mon. Closed

MADISON OUTDOORS

at the junction of Cragmont and SR 7
504 West State Street Madison, Indiana 47250
madisonoutdoors@yahoo.com (812) 265-9306

kill them.

They boarded a train and headed out arriving at Stalag Luft 1, the camp was for officers from 2nd Lieutenant up to Colonels. They were assigned rooms in long barracks with 20 men to a section. They slept on double deck bunks. They were fed potatoes and turnips with coffee that tasted like burnt barley. Each week each man was given a food package, called a Red Cross food package that came from Switzerland, which was a neutral country. There was a couple of non-coms who distributed the packages once a week except towards the end of the war they were given one package every two weeks. Then one package for the month.

Some of the guys were good cooks, each one of the barracks had a flat top stove in the corner and the fuel for that stove was charcoal bricks. All of the men would give their food packages to the good cook and he would do the cooking for the barracks. They ate pretty good to begin with, occasionally they would have roll calls twice a day at about 8 in the morning and 4 in the afternoon.

Some of the guys found ways to play volley ball, soft ball and other pastimes to past the time quicker. They had to be careful though as to not alarm the guards with guns in the guard towers if they got too close to the prison fences, they might get shot. On a couple of occasions they had to notify the guard for him to let them get their ball that got too close to the fence.

Soon the war was getting close to the end. Gordon was transferred to another barracks.

The cigarettes he got in the Red Cross package, he didn't smoke, he said he really had a pile of those cigarettes.

He said they knew by someone rigging up some communications that the Russians were closing in on the camp. When the Russians were close to entering

the camp, the German guards took off leaving them alone in the camp. They headed west, they didn't want to have anything to do with the Russians.

They saw guys coming to the camp in wheel barrows, they were nothing but skin and bones too far gone for anyone to help them.

Then the Russians brought in a entertainment troop. They wanted the Americans to know that they were being liberated by the Russians.

There was a theater type building in the camp and the Russian entertainment troop performed on the stage for the American former prisoners. The Russian performers were quite good, some of them anyway.

They allowed the Americans to walk around the local towns. Before they arrived all the homes had Nazi flags on them, soon there after the Russians hoisted up their Hammer and Cycle flags on the homes.

Soon the war was just about over, there was an airfield not too far from the camp and they loaded the Americans on B-17's, the war was over, they flew them to a base in France.

Before leaving Gordon made a big mistake, he took all his cigarettes out to an incinerator burning all the cigarettes he had received in the camp. When he got to France those cigarettes was selling for a dollar to ten dollars a pack, he had burned up a fortune.

All he could do was laugh about it.

They were given new clothing and allowed to walk around the area.

Then they were taken aboard a huge ship, it was docked at the France port of LaHall. It was a huge ship, there was about 8,000 American servicemen on board. The higher ranking officers got the better quarters, he got a hammock. Which was pretty good, because it swung back and forth when the ship rolled with the waves, he got pretty use to it by the time he had crossed the Atlantic in the 10 to 11 days. they docked in Virginia at Newport News. From there he was able to make a quick phone call to his parents telling them he would be home pretty soon.

Gordon was given a huge round of applause after he finished his story.

Robert Napier got back up to the microphone and expressed his admiration for Gordon Allen for sharing his story, he said, "God Bless this gentlemen."

He then called Robert Wilhelm to come up to the microphone to make a presentation of an award to Rhonda Alvey.

Rhonda came to the microphone.

Bob Wilhelm presented Rhonda with a Certificate of Appreciation from the DAV and all the Veterans who appreciate her efforts to recognize them with the yearly activities she and the park Property Manager have organized at Whitewater Memorial State Park.

The program had ended, everyone was told to line up to eat. I got in the line and was calling my wife to let her know that I was still down at the park. She said she was ready for me to take her to eat. I thought, uh oh! Then she said why don't you just stop in Liberty and bring something home to eat. So I headed for Liberty, picking up some chicken along the way.

It had been a great day for all of us. ■

Morrie & Janice Edelman

CONTINUED FROM PAGE 18

Gayle too.

Morrie then went to the door and hollered at his wife again. He turned and asked what were all those paintings on my van. I told him military decals. He asked if I had been in the service. I told him the U.S.

Air Force. He told me he was in the U.S. Army 1945-46 in Korea during WWII.

He was still wanting his wife to come to the house, I told him she went to put a horse away. He wanted me to take a photo of the Cape Buffalo, but he wanted his wife in the photo too.

I asked, "How long you and Janice been married."

He replied, "Forty-two years."

He turned to me and said, "Women are very hard to control."

I said, "Well, yeah!"

He asked me, "You married?"

I replied, "Yes, for 47 years."

He replied, "Longer than me, you survived it, huh."

I told him, "Sure, my wife supports me, The Gad-a-bout don't make much money."

He asked where she worked and I told him she was a cashier at the Reid Hospital cafeteria. Just about everyone who goes there, knows Sherry.

He said, "I'll have to check her out next time I'm in there."

About that time his wife entered the house. He asked if I had met his wife before. I told him I didn't think so, so he introduced Janice to me, officially. He kidded around with her a little bit. I asked her if she could hear things better than him. She told me she did.

I said, just kidding, "Good, I'll talk to you!"

Morrie told me she heard real good.

I noticed one thing that was self-evident in the couple hours I visited with Morrie and Janice, they have a bond between them that is rock solid. Morrie shows his affection for Janice very easily, a trait I found very refreshing, especially since my wife will tell you I'm not so outgoing in that manner.

Morrie asked me, Now do you want to take a picture of something pretty, as he pointed to Janice.

He added, "well isn't that a good looking lady?"

I replied, "Yes, lets get this photo of the two of you in front of the Cape Buffalo."

We then moved on to the "Trophy Room." I've seen trophy rooms before, but none like this one. It is the size of a gymnasium (see photo on page 16-17). The trophy room photo is a composite of 3 photos over laying one another to the best of my ability. The photos were hand held, didn't have my tri-pod so their angle wasn't perfect. But it gives you an idea of the size of the room and with most of the game animals taken in Africa. Morrie told me Janice has accompanied him on most of his hunting trips in the last 30 years.

I asked her if she had shot any game animals. She told me with a camera.

I had them sit on the couch in the center of the room while I took the photo from above. I wish I had enough room to put all of the photos I took there, but you can contact Morrie and Janice to visit their "Trophy Room" by calling 765-966-3802. The only thing they ask is that you voluntarily donate \$10 to Sunrise, Inc. Your donation will help fund the expenses of providing the horseback riding for those mentally, physically, or emotionally challenged individuals who use the Therapeutic Riding Center which is on land next to their home. Morrie paid \$50,000 and his brother Jack paid \$50,000 as did Richard Jeffers, to buy the property next to them for Sunrise, Inc. to expand its size of operation. Janice gives all of her pension and Social Security to Sunrise, Inc. to help pay the monthly expenses to operate Sunrise, Inc.

We then took photos of Morrie and Janice near the elephant, lion, bears and crocodile (see photos on page 16, 17 & 18).

Once all the game photos were taken, Morrie told

CONTINUED ON PAGE 30

Cap N Hook Sports

"Your Geist Lake Connection"

- Fishing • Hunting • Live Bait
- Ammunition • Tasers • Muzzleloaders

"Introducing Archery!"

Tim Wolfe Wildlife

"Deer & Turkey Check Station"

OPEN YEAR ROUND

6383 West Broadway

McCordsville, IN 46055

(317) 336-HOOK (4665)



HIGHSMITH GUNS

"NEW LOCATION"

Sales & Training

Indoor Shooting and Archery

Best Prices — New & Used

NRA Law Enforcement Instructors



(317) 462-6290



123 N. State St., Greenfield • www.highsmithguns.com



McDonald's
Bait and Tackle



Live & Artificial Bait
Fishing & Hunting License
Open 7 Days 6:00 a.m.

"Deer and Turkey Check Station"
Home Processing Supplies
Excellent Sausage & Jerky Seasonings,
Casings, etc. — "Check us out!"

15 W. Grant Street
Knightstown, IN 46148
765-345-2074

Check out our rates
on Park Models, & RVs !



P.R.S. Insurance, Inc
17 W. Union Street
Liberty, Indiana

Downtown across from the Courthouse
Phone: 1-888-PRS-9001



PIPE CREEK
RETRIEVERS

Quality Bred Labradors
for the Field and Home

Nick Inglis - Owner/Trainer

AKC/UKC Reg Labs
Puppies
Started Dogs
Finished Dogs
Stud Service

Training Services
Basic Obedience
Gun Dog Training
Hunt Test Training
Force Fetch Training

2484 E 1400 N, Summitville, IN 46070

Cell: 765-425-1441

www.pipecreekretrievers.com

www.facebook.com/pipecreek

ninglis@sbcglobal.net

Morrie & Janice Edelman

CONTINUED FROM PAGE 29

me he probably had one of the largest libraries of hunting magazines. He pointed to several locations around the trophy room, picking up several to show me, he'd been collecting them for last 50 years.

Then Morrie said, "Let me show you my shooting range in the basement."

I looked at him and said, "Your shooting range is in the basement!"

We walked downstairs to this tiny little room

There was a door on the left, a table with a high powered rifle with a scope on it facing to the right about 2 feet from a solid wall with a vertical metal thing-a-ma-jig attached to it. I thought to myself, he must have a good imagination to shoot 2 feet with a high-powered rifle.

Morrie said, "Wait a minute." He pushed a button and the metal thing-a-ma-jig began moving upward. It was a metal covering for a one lane 100 yard underground shooting range, big enough for one target at the end. See two photos of it on page 18. I took a photo of the range and asked Morrie if he would sit down at the table so I could take a photo of him aiming toward the target. For effect they both donned ear protection while he aimed at the target. I stood in front of him to take the photo, I had an eery feeling looking down the barrel at him. In the upper left hand corner of the photo on page 18 of him aiming the rifle is a facsimile of one of the many targets he has hanging on the wall behind the table. He shoots three-shot groups as easily as I shoot a one shot.

We headed back upstairs to another room that had lots of photos of his own of hunting trips and different NRA functions through the years. He has his and Janice's faces among the many giants of the firearms businesses and industries. One photo I liked was the one of them standing next to First Lady Barbara and President George H.W. Bush.

Morrie had another appointment and had to leave. A young man came in who was repairing one of their pieces of equipment and needed to talk to Janice.

I went outside to talk to a young lady back by the Sunrise, Inc. buildings, I wanted to know if Rebecca Funk was inside. The girl said they expected her soon, so I waited until she got there. I wanted to find out if she would be resuming her column in The Gad-a-bout.

I walked around the side of Morrie and Janice's home to thank Janice for letting me visit with them and would return to show them the article, photos and layout the following week.

Before long she drove in and parked. I talked to her, she should be back in the October issue. She is a very busy young lady, being Executive Director of Sunrise, Inc takes a lot of her time.

Just as I was leaving Morrie drove in, I thanked him and left for home.

If you are interested in seeing Morrie and Janice's Trophy Room or want to talk to them about Sunrise, Inc. their Therapeutic Riding Center call them at **765-966-3802**. See driving instructions and map showing how to find them on page 18. They are a fascinating couple, I know you will want to help them keep Sunrise, Inc. Donations are accepted, they are a 501C3 facility. **Send Donations to: Sunrise, Inc. at 2670 Minneman Road, Richmond, IN 47374.**

Camping Here and Beyond

CONTINUED FROM PAGE 21

I'm sorry to have inadvertently said in the September Gad-A-Bout to look up Passport America, Happy Camper and Family Campers and RV'ers. I actually meant Enjoy America instead of FC and RV'ers. Next month we'll explore Escapees, Good Sam Club, Loners on Wheels Camping Club and Wandering Individuals RV Club.

We've checked the Farmers' Almanac and listened intently to meteorology reports from all over the country and the consensus is: You thought last winter was bad---predictions are that in the upper 2/3 of the U.S. it will be colder and snowier than last year. Get ready. You can always back off but it's difficult to get food and supplies at the last minute. We all hope to have a calm winter and that all the reports are incorrect.

Contact us at **260-637-3524** or e-mail at: jmacnut@yahoo.com if you have suggestions for things we could write to inform Gad-A-Bout readers about camping.

John and El McCory

Prairie Wolf Gun Repair

CONTINUED FROM PAGE 25

election time comes around. The goal of Reid's Constitutional amendment's is crystal clear: Block pro-gun groups like the National Association for Gun Rights, from exposing anti-gun lawmakers' records. That's because this amendment would devastate Americans' ability to band together to oppose gun control and expose anti-gun politicians for their voting records.

If that happens we'll all know by the time this article is published. Since it is a resolution and not law, it may fail in the long run. I think public opinion may see this as a Democrat's last hope of keeping the Senate under Democratic control. I don't think (Hope) that the public is so culpable as to allow such an obvious restriction to their freedom of speech to happen.

That's all for this month. These notes are mine alone and do not represent the opinion or position of the Gad-A-Bout or any of its staff, just me. If you have a question or a comment on guns, gunsmithing, gun rights, or, would like to just make a comment email me with your comments at PrairieWolfGuns@gmail.com. I'll answer your questions as best I can and some answers may be included in this column.

Protect your Constitutional rights, exercise your voice to be heard, contact your Congressional Representative and Senator and express your opinion. Be Informed, Be Heard. Be the squeaky wheel, demand your rights. Vote. Without the second amendment I couldn't write this column.

Remember, B SAR (Be Safe, Aware, Responsible)

Marshall Smith
Gunsmith
Prairie Wolf Gun Repair

PrairieWolfGuns@gmail.com.

THIS IS FOR YOU NSVA CARL BARRETT, IT'S THE SEABEE CAP YOU SENT ME



You said you saw me wearing my Air Force cap in one of my Gad-a-bouts. I found this cap in a package leaning up against the back door of my office when I returned a few weeks back from somewhere.

How's it look? I like it, I know Dad would. I had a nice visit with some Seabees at the Davisville, RI Seabee museum there in August when Sherry and I visited our daughter in MA. The museum was closed the day we visited. But lucky for us there was a couple of seabees moving material from an older building to a new building. I asked if they could let us see inside the older museum and they unlocked it for us. I showed them my Dad's book I've put together through the years. Dad was at Davisville in 1944 I think. I finally got to stand on some earth he was on too as a Seabee. I wanted to put some of those photos in this issue from there, but it will have to wait until next issue. Not enough space in this one. Thanks for the cap.

STREAK FREE MICROFIBER CLOTHS

ORIGINAL STREAK FREE CLOTH!

Not just a cloth, it's the original Streak Free Microfiber cloth that: Always cleans just about any hard surface better, faster & easier than your current cleaning products...using water only! Easy to Use! Simply Wet it - Wring it - Wipe your surface - Walk away. When it's dirty - Wash it! Saves you Time! Cleans, dries & polishes in 1 easy step. No more sprays, soaps or pastes. No more secondary sponge, cloth or paper towels.

Cloths are 16" x 16" and are the perfect 130 gram weight.

Only \$6.00 Ea - 2 Only \$5.00 Ea - 5 Only \$20.00

Guarantee: If you're not sure if our Streak Free Microfiber is the same as what you have previously purchased, simply buy one of our 'Try it you'll love it Cloths' and if you don't love it, email us and we'll refund your full purchase price...no questions asked!

Contact: Danny West 574-551-3842

"ACROSS FROM COURTHOUSE"

HOURS:

Tues - Sat

6 am to 1 pm

Tues - Fri

4 to 7 pm

Sundays

6 am to 1 pm



Home
Cooked
Meals

Dine-In
or
Carry-Out

LIBERTY RESTAURANT

7 West Union St., Liberty, IN 47353



765-458-5223



ACE Hardware

Junction 31 & 56, Scottsburg, IN

812-752-2991

- FISHING SUPPLIES
- HUNTING SUPPLIES
- GUNS & AMMO
- NOW BUYING GINSENG & YELLOW ROOT

Hours:

7 am - 8 pm Mon. - Sat. / 8 am - 6 pm Sun.

Like a good neighbor,
State Farm
is there.®

CARL SHARP

27 W. Union St. Liberty, IN

458-5574 or

800-974-5574

www.carlsharp.com



State Farm
Insurance Companies
Home Offices:
Bloomington, Illinois

CUTTING EDGE SPORTING GOODS



DIAMOND

BOWTECH

INDOOR ARCHERY RANGE • LIVE BAIT • LARGE SELECTION OF BOWS/CROSSBOWS • ARROWS • HUNTING AND TARGET ACCESSORIES

***** ARCHERY PRO SHOP WHERE*****

CUSTOMER SERVICE IS EVERYTHING

206 W. MAIN ST. GREENSBURG, IN 47240

812-560-4208

Roaming The Outdoors

CONTINUED FROM PAGE 4

nice motel, clean, smelled great, it had a microwave, refrigerator, big TV, good air conditioning, clean and immaculate made up beds, a wardrobe, actually the room was beautiful and on the first floor. The main part of the motel had 4 floors, we were in one of the wings which was on the ground level. They had a cart so we could unload all our clothes and other things in one trip. The shower had one of those variable shower heads. We were as happy as two peas in a pod. I immediately went to the desk clerk and thanked him. The owner, Jayesh Patel was there too. I told them about our experience at the Days Inn and how they got us for the week. We enjoyed our stay and highly recommend the Motel 6 located at 399 Boston Turnpike (Route 9) West in Westborough, Massachusetts. Phone: (508) 366-0202.

Due to a lack of room in this issue, next month I will do an article on our trip to Massachusetts, we saw some interesting places and really enjoyed our visit there. Some of you might remember reading about our visit there in May of last year when Sherry fell and broke her arm. It's all mended now and I kept a real close watch on her this year. The grandkids are growing like weeds. It's hard to believe that Dylan began high school this year and Breanna starts next year. We got to see our newest grandson, Logan. He is a cute little rascal. I wish they could move closer to home.

HOUNDS & HORSES CROSS COUNTRY 5k/10k OCTOBER 11, 2014 BENEFITING SUNRISE, INC

Sunrise, Inc., Therapeutic Riding Center is having a Hounds & Horses 5k Run/Walk or 10 k Road Race. October 11, 2014 beginning at 10 a.m. Rain or Shine on one of the best area spectator courses. Dogs Welcome (on a leash of course).

You can become a sponsor, call 765-935-4291 or sunriseinc1980@gmail.com. The activity will be at the Sunrise, Inc. new facility at 2716 Minneman Road (Look for yellow sign) Registration begins at 8:45 am, the 5k starts at 10 am and the 10k at 10:15 am.

There is a \$20 Entry Fee, register by October 1st and get a free T-shirt. Proceeds support the expansion of their 104 acre new location and to expand their services.

Sunrise, Inc is a not-for-profit corporation, established in Wayne County in 1980 whose purpose is to promote the health and social development of physically, mentally and socially disabled people through therapeutic horseback riding. Since 1980 they have helped thousands of individuals, using tailored programs for each individual's needs.

For more information, updates and Online Registration log onto <http://sunriseinc.org>; Phone # 765-935-4291 or e-mail: sunriseinc1980@gmail.com. **I AM INVESTIGATING A WAY OF MAILING SUBSCRIPTIONS TO THOSE FOLKS THAT CAN'T FIND A GAD-A-BOUT AT ALL**

I had a 3rd class mailing permit for years up until 2010 when the regulations change and I gave up my permit. There was a lot more people than I anticipated who really liked my paper and have told me they will drive quite a long way to get one. Shortly after stopping the subscriptions I had a friend of mine make me a website so those who still wanted to read it could do so for free by reading it on line. Well I have had numerous people want me to mail it to them. So I'm thinking about offering to mail it. The problem is it will cost \$36.00 per year to mail it first class. Is there anyone out there that wants it that bad????



Gregg Poe caught this 15 1/2 In crappie on the Salamonie Reservoir (Photo by Ryan Pershing Bozarth Country Store Photo, Lagro, IN)



Riverside Sporting Goods



**1811 N. Washington St.
Marion, IN 46952 • 765-662-1590**
Family Owned & Operated
Manager: Chad Phillips

**Fishing • Live Bait • Tackle • Propane
Ice • Hunting • Guns • Ammo • Archery
Personal Protection • Canoe Rental
U-Haul Rental - 765-664-7939**

SCOTTS RIDGE DOG CARRIERS



Multiple Colors & Diamond Plate
3/4 Styrofoam Insulation
3/4 Iuan interior walls
Best Aluminum Doors on the market today
Boxes starting at \$375.00
Phone # 812-571-2093
(Leave Message)

NEW & USED PARTS FOR CRAWLERS TRACTORS BACKHOES EXCAVATORS & SKID STEERS




Engine Kits...Injection Pumps...Hyds
Tires & Wheels...Drive Trains...Front Axle

Tractor & Equipment Repair
Mon - Fri 8:00 am to 5:00 pm

Order On-line 24/7 at www.worleytractor.com

Worley Farm Salvage
812-883-4313 / 800-854-4313
Campbellsburg, IN

COLOR RATES: 1 SPOT COLOR (ALL SIZES) \$10 • FULL COLOR 6-11 COL IN \$15 / 12-25 COL IN \$25 / 26-49 COL IN \$35 / 50-94.5 COL IN \$50

THE GAD-A-BOUT ADVERTISING RATES

PLEASE NOTE: EACH DOLLAR AMOUNT BELOW IS PER INSERTION

FULL PAGE 15.75" X 10.37"	1/2 PAGE ALT. SIZES 7.82" X 10.37" 12" X 6.88" 15.75" X 5.13"	1/3 PAGE ALT. SIZES 5.25" X 10.37" 7.82" X 6.88" 15.75" X 3.37"	1/4 PAGE ALT. SIZES 4" X 10.37" 6" X 6.88" 7.82" X 5.13"	1/8 PAGE ALT. SIZES 3" X 6.88 4" X 5.13 6" X 3.37	1/10 PAGE ALT. SIZES 3" X 5.13 4.5" X 3.37	4 COL. INCH ONE SIZE 4" X 3.37"	1/15 PAGE MONOPOLY CARD SIZE ONE SIZE 3" X 3.37"
94.5 COL. IN.	48 COL. IN.	32 COL. IN.	24 COL. IN.	12 COL. IN.	9 COL. IN.	8 COL. IN.	6 COL. IN.
1 TIME	1 TIME	1 TIME	1 TIME	1 TIME	1 TIME	1 TIME	1 TIME
\$7.50 PCI	\$7.50 PCI	\$7.50 PCI	\$7.50 PCI	\$7.50 PCI	\$ 7.50PCI	\$7.50 PCI	\$7.50 PCI
\$708.75	\$360.00	\$240.00	\$180.00	\$90.00	\$67.50	\$60.00	\$45.00
2-11 TIMES	2-11 TIMES	2-11 TIMES	2-11 TIMES	2-11 TIMES	2-11 TIMES	2-11 TIMES	2-11 TIMES
\$6.50 PCI	\$6.50 PCI	\$6.50 PCI	\$6.50 PCI	\$6.50 PCI	\$6.50 PCI	\$6.50 PCI	\$6.50 PCI
\$614.25	\$312.00	\$208.00	\$156.00	\$78.00	\$58.50	\$52.00	\$39.00
12 TIMES	12 TIMES	12 TIMES	12 TIMES	12 TIMES	12 TIMES	12 TIMES	12 TIMES
\$5.50 PCI	\$5.50 PCI	\$5.50 PCI	\$5.50 PCI	\$5.50 PCI	\$5.50 PCI	\$5.50 PCI	\$5.50 PCI
\$519.75	\$264.00	\$176.00	\$132.00	\$66.00	\$49.50	\$44.00	\$33.00

ADVERTISERS INFORMATION

(PLEASE PRINT LEGIBLY OR TYPE)

SALESPERSON: _____ DATE: _____

BUSINESS NAME: _____

OWNER NAME (S) _____ MGR. OR OTHER _____

STREET OR P.O. BOX: _____

CITY _____ STATE _____ ZIP CODE _____

PHONE: _____ FAX: _____

CELL PHONE: _____ OTHER: _____

E-MAIL: _____ WEB SITE: _____

Ad Size _____ Rate: \$ _____ Monthly Cost: \$ _____

CIRCLE METHOD OF PAYMENT - CHECK # _____ CASH: _____

PLACE AD IN JAN FEB MAR APR MAY JUN JUL AUG SEP OCT NOV DEC

(CIRCLE APPROPRIATE MONTH (S) THE ADVERTMENT WILL BE IN)

Customer Authorization Signature: _____ DATE: _____

ADVERTISING NOT ACCEPTED FOR: ALCOHOL, TOBACCO OR GAMBLING



Hunting season is here.
Do you have all your
needs covered?

We have cases of ammo, hundreds of guns, bows and accessories in stock available today.

Come see our selection of Kimber firearms.

Located at 126 South Perkins St, Rushville, Indiana
765.932.3964 www.fieldsoutdooradventures.com

All items in stock at time of ad. Pricing valid while supplies last. Sorry, no rain checks or special orders. Not responsible for typo errors. Case quantities available on some ammunition. Sale Pricing valid through October 10, 2014. Sale prices not valid for gun trade ins.

Store Hours: Tues-Fri — 10 am to 6 pm. Sat — 10 am to 5 pm. Sun — 1pm to 5pm

Lucky Buck Mineral Supplement — \$12.99




\$5 Fields Outdoor In Store Rebate on Rage Broadheads






Hornady .357 Rem Mag, .44 Rem Mag, .45 Colt and .450 Bushmaster
IN STOCK

Bear Archery Sale




HUGE SAVINGS

Field Logic Glendale Buck Shooter Buck \$59.99




Big Shooter Buck \$79.99

Purchase a Mathews bow And receive 6 arrows



Catch us if you can!

Christmas Lay-a-Way 25% Down Through Christmas Eve

YOUR AMMO HEADQUARTERS

Muck Boots 10% OFF



Bushmaster AR-15 .450 Bushmaster upper Regularly— \$749.99 Sale — \$699.99 while supplies last



UNDER ARMOUR Clothing, Hats And Gloves Has Arrived



Carbon Express Covert SLS Regularly — \$599.99 Sale — \$499.99



Easton and Carbon Express Arrows Buy 6 Get 1 FREE




15% OFF



All Hunter's Specialties Scent-A-Way Shampoos, Detergents and Scent Killer

All in stock safes 20% OFF regular price Includes: Winchester, Stack On and Cannon