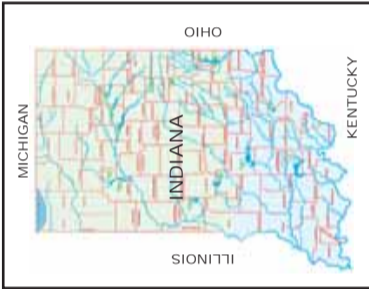


FREE HERE & ON [www.thegadabout.com](http://www.thegadabout.com)

OCTOBER 2012

# THE GAD-A-BOUT™

HUNTING, FISHING, ARCHERY, CAMPING, HUMOR, GUNS, MILITARY, ISP & ICO NEWS, EVENTS, TRAVEL, OPINIONS, ETC.



JOE SAYS CALLING A DEER MAY NOT ALWAYS WORK, BUT SOMETIMES IT DOES - SEE PAGE 32



DNR HUNTER EDUCATION CLASS MEMBERS  
AUGUST 30, 2012 - SEE PAGES 26-27

1945  
67TH REUNION  
2012  
1945



RICHMOND, IN

79TH NCB & CBMU 624 WWII VETS  
67TH REUNION 1945 TO 2012  
9-23/27-12 RICHMOND, IN - SEE PG 4



GRANDPA RICH HELPS GRANDSON BENJAMIN REEL IN ANOTHER KING SALMON - SEE PAGES 22-23

ADVERTISER'S INDEX & PICK-UP PTS PG 2&39 ABOUT THE COVER PHOTOS SEE PAGE 3

TO ADVERTISE IN THE GAD-A-BOUT SEE RATES ON PAGE 32 • CALL TOLL FREE 1-877-855-4237 • CELL 1-765-960-5767 • [ray@thegadabout.com](mailto:ray@thegadabout.com)

## ANDERSONS'

Sales & Service

Madison, In

2914 CLIFTY DR

812-273-4262

July 1 - February 28

M-F 8:00 AM - 5:00 PM / Sat 8:00 AM - 1:00 PM

March 1 - June 30

M-F 8:00 AM - 6:00 PM / Sat 8:00 AM - 4:00 PM

## SHADOW SPIRIT 750

LONG, LOW, LEAN MACHINE.

How low can you go? With the Shadow Spirit 750 you'll be skimming just 25.8 inches above the pavement. And out in front the Spirit offers something else that's unique in the style department: a 21-inch front wheel. Best of all, like every other Shadow here, you get Honda's reputation for quality. The Spirit is a bike you'll enjoy for years, no matter how long your riding resume.

Durable and virtually maintenance-free shaft final drive ensures smooth, dependable power delivery to the asphalt.



Sport cruiser style, 21-inch front wheel, Shaft final drive, 25.8-inch seat height.

Shadow® Spirit 750 [honda.com](http://honda.com) ALWAYS WEAR A HELMET, EYE PROTECTION AND PROTECTIVE CLOTHING. NEVER RIDE UNDER THE INFLUENCE OF DRUGS OR ALCOHOL, AND NEVER USE THE STREET AS A RACETRACK. OBEY THE LAW AND READ THE OWNER'S MANUAL THOROUGHLY. For rider training information or to locate a rider training course near you, call the Motorcycle Safety Foundation at 1-800-446-9227. Shadow® is a registered trademark of Honda Motor Co., Ltd. (09/12)

## 2012 RANCHERS/RECON



Electric Power Steering-Both speed- and torque sensitive, Honda's Electric Power Steering (EPS) helps minimize fatigue over rough terrain. EPS also reduces kickback through the handlebar.

Independent Rear Suspension-The Rancher AT's standard Independent Rear Suspension (IRS) helps improve your ride and offers greater traction in uneven terrain.

Electric Shift Program (ESP)-ESP gives you all the strength of a conventional ATV transmission but lets you shift using a pair of handlebar-mounted buttons for convenience.

Winch with Mounting Bracket with 2500 pounds of pulling power (All mounting hardware included).



STOP BY TODAY AND SEE OUR FULL LINE OF

**Honda ATV'S**  
&  
**MOTORCYCLES**



ShadFourTrax® Rancher® 4X4 ES / FourTrax® Rancher® 4X4 ES with EPS [honda.com](http://honda.com) UTILITY ATVs ARE RECOMMENDED ONLY FOR RIDERS 16 YEARS OF AGE AND OLDER. ATVs CAN BE HAZARDOUS TO OPERATE. FOR YOUR SAFETY, BE RESPONSIBLE. READ THE OWNER'S MANUAL. ALWAYS WEAR A HELMET, EYE PROTECTION AND PROTECTIVE CLOTHING. BE CAREFUL ON DIFFICULT TERRAIN. ALL ATV RIDERS SHOULD TAKE A TRAINING COURSE (FREE FOR NEW BUYERS. ASK YOUR DEALER OR CALL ASI AT 800-887-2887). NEVER RIDE UNDER THE INFLUENCE OF DRUGS OR ALCOHOL, ON PAVED SURFACES, ON PUBLIC ROADS, WITH PASSENGERS, OR AT EXCESSIVE SPEEDS. NO STUNT RIDING. RESPECT THE ENVIRONMENT WHEN RIDING. FourTrax® and Rancher® are registered trademarks of Honda Motor Co., Ltd. (09/12)



**ADVERTISER INDEX**  
**YOU CAN PICK UP A FREE COPY**  
**OF THE GAD-A-BOUT AT THESE**  
**ADVERTISER LOCATIONS LISTED**

**ANDERSON**  
 Crackshot Guns Pg 36  
 Shadyside Bait & Tackle Pg 36

**AURORA**  
 RE/MAX Advantage 1 Land Pg 27

**AUSTIN**  
 Austin Westside Sunoco Pg 33  
 Burris Electric & Plumbing Pg 39  
 Colwell Wildlife Studio Pg 25

**BEDFORD**  
 Sipes Body & Glass Pg 9

**BROOKVILLE**  
 52 Pick-up Convenience Store Pg 6  
 Dairy Cottage Pg 10  
 Noble Boys Furniture Pg 7  
 Save-a-lot Pg 5

**BROOKVILLE LAKE AREA**  
 Barton Bay Pg 24  
 Dreams End Log Cabin Rental Pg 7  
 The Sagamore Resort Pg 21  
 Jays Midlake Bait & Tackle Pg 25  
 Parkside Marine & More Pg 3  
 Quakertown Marina Pg 23  
 Steve's Marine Pg 12  
 Whitewater Valley RV's Pg 24

**BUTLERVILLE**  
 Butlerville Grocery Hwy 50 Pg 5

**CAMBRIDGE CITY**  
 Amish Cheese Shop Pg 4

**CENTERVILLE**  
 Animal Hospital of Centerville Pg 33  
 TW's Taxidermy Pg 39

**COLUMBUS**  
 Gilliland Trailer Sales Pg 14  
 The Worms Revenge B&T Pg 39

**CONNERSVILLE**  
 Griffey Farms Pg 2  
 Matt's Custom Guns Pg 16  
 Rem-Bu Gun & Ammo Shop Pg 5

**DEPUTY**  
 Marion's Greenhouse Pg 34

**DUBLIN**  
 Rihm's Meat Processing Pg 34

**EVERTON**  
 Hoosier RV & Equipment Pg 14  
 Jerry & Ray Wildlife Creations Pg 38

**FORTVILLE**  
 911 Defense, Lethal Lady Pg 17

**GAS CITY**  
 Gas City Bait & Tackle Pg 38

**GREENFIELD**  
 Highsmith Guns Pg 28  
 Jensen's Pawn & Guns Pg 2

**GREENSBURG**  
 Country Mart/PremTier Ag Pg 9  
 Guns & Tackle, Inc. Pg 28  
 Leading Edge Taxidermy Pg 9  
 Tree City Metal Sales Pg 35  
 Wagner's Barber Shop Pg 37

**HAGERSTOWN**  
 Big Daddy's Guns & More Pg 32

**HANOVER**  
 Pate Meat Processing Pg 5

**HARDY LAKE**  
 Pioneer Village Pg 30

**INDIANAPOLIS**  
 Indiana State Police Pg 8  
 www.IndianaOutfitters.com Pg 15  
 Treasures of the Earth Gem Show Pg 19

**KLEMMES CORNER**  
 Klemmes Corner Festival Pg 20

**KNIGHTSTOWN**  
 Knightstown Meats & Catering Pg 18

McDonald's Bait & Tackle Pg 28  
**KOKOMO**  
 Joe's Beef Jerky Pg 32  
 Kokomo Marine Pg 22  
 Martino's Italian Villa Pg 32

**LAKE MICHIGAN AREA**  
 Brother Nature Charters Pg 12

**LAPEL**  
 Hoosier Reel Pg 25

**LAUREL**  
 Laurel Hotel & Restaurant Pg 20

**LEXINGTON**  
 McCleery's Dog Carriers. Pg 26

**LIBERTY**  
 Carl Sharp State Farm Ins Pg 8  
 Country Mark Station Pg 17  
 Frame's Outdoor Pg 27  
 J's Restaurant Pg 23  
 J.A. Bertch Hardware Pg 28  
 Liberty Restaurant Pg 19  
 P.R.S. Insurance Pg 7  
 The Country Store Pg 3  
 Vanfleet Taxidermy Pg 26  
 Woodruff's Supermarket Pg 17

**LITTLE YORK**  
 Little York Store & Restaurant Pg 28

**LOGANSPOUR**  
 Dale Hardy Supplies Pg 4

**LOOGOOTE**  
 Bobber Stop Pg 7

**MADISON**  
 Anderson Honda Sales & Svc Pg 1  
 Burris Elect & Plumbing Pg 39  
 Madison Outdoors Pg 28  
 Try State Mobile Home Parts & Svc Pg 14

**MARION**  
 Riverside Sporting Gds Pg 5

**MCCORDSVILLE**  
 Cap'n Hooks Bait & Tackle Pg 36

**METAMORA**  
 Amish Cheese House Pg 32  
 Hearthstone Restaurant Pg 32  
 Kaleidosaurus Books & Toys Pg 32

**MIDDLETOWN**  
 Norfleet Enterprises LLC Pg 23

**MILROY**  
 Milroy Shoes Pg 7

**MONROE RESERVOIR AREA**  
 Troyers Country Store & Bakery Pg 36

**Big Marks Bait & Tackle Shop Pg 7**  
 Cabin Restaurant & Gift Shoppe Pg 36  
 Lake Monroe Boat Rental Pg 13

**MOORELAND**  
 Gittin Jiggy With It B&T Pg 13

**MUNCIE**  
 Light House Bait & Tackle Pg 28  
 McGalliard Guns & More Pg 7

**NINEVEH**  
 Ed's Trading Post Pg 16

**NOBLESVILLE**  
 Log Home Center Pg 14

**NURPU RIVER & Mtn Supply Pg 23**  
**NORTH VERNON**  
 Diekhoff Mower Sales Pg 22  
 John's Gun & Tackle Pg 3

**PATOKA LAKE AREA**  
 Fisherman's Village Pg 12  
 J&R Guide Service Pg 29

**PATOKA LAKE BOAT & MARINE Pg 12**  
**POOR BOY'S COUNTRY STORE Pg 12**

**PENDLETON**  
 Tricked Out Car & Access. Pg 6

**PORTLAND**  
 1 Shot Sports Pg 38

**RICHMOND**  
 Army Navy Store Pg 17  
 Best Stop Auto Care Pg 22  
 Mendenhall Hardware Pg 4  
 Middleton Tool Sharpening Pg 3

Prairie Wolf Gun Repair Pg 17  
 Riggle-Waltermann Mortuary Pg 37  
 Rogan Equipment Inc Pg 2  
 Tri County Awards Pg 35

**RUSHVILLE**  
 Fields' Outdoor Adventures Pg 40  
 Jerry Adams Taxidermy Pg 33

**SALEM**  
 Red Barn Bait Shop Pg 31

**SALAMONIES LAKE AREA**  
 Bozarth Country Store Pg 11  
 Junction 9 Express Pg 10  
 Peacepipe Bait & Tackle Pg 29

**SCOTTSBURG**  
 C & T Cycles Pg 29  
 Double D Auction Service Pg 9  
 Rick & Jeff's Floor Coverings Pg 34  
 Scotts Ace Hardware Pg 4

**SELMA**  
 Dry Dock Marina Pg 30  
 Light House Bait & Tackle Pg 28

**SEYMOUR**  
 Burris Elect & Plumbing Pg 39

**SHELBYVILLE**  
 The Gun Den Pg 34

**SHOALS**  
 White River Rental Cabin Pg 37  
 White River Outfitters Pg 37

**SUMMIT LAKE AREA**  
 Summit Lake Bait & Tackle Pg 35

**VALLONIA**  
 Tollivers Hunting & Fishing Supls Pg 35

**VERSAILLES**  
 SEastern IN Hunting Properties Pg 11

**VEVAY**  
 Dutch Discount Groceries Pg 31

**WEBSTER**  
 C & C Webster Store Pg 10

**OHIO**  
**CINCINNATI**  
 Stories by Golden Eagle Pg 7

**BROOKVILLE LAKE AREA**  
**CAMPGROUNDS**  
 Brookville Lake Resort  
 Fox Run Campground  
 Heritage Hills Campground  
 Hickory Woods Campground

**CAMBRIDGE CITY**  
 Cutshaw Market

**CENTERVILLE**  
 Centerville City Building  
 Cinnamon Bakery  
 Gillman's Hardware

**COLUMBUS**  
 Phoenix Guns  
**ELWOOD**  
 Collins Taxidermy

**FOUNTAIN CITY**  
 Marathon Station US27

**GREENFIELD**  
 Angler's World

**GREENSBURG**  
 Petro Stopping Center

**HANOVER**  
 BP Service Station  
 Circle K  
**HAYDEN**  
 Hayden Corner Store

**LIBERTY**  
 Whitewater State Park

**MADISON**  
 Circle K  
 Clifty Tire

**MARION**  
 Dunhams Discount Sports

**MARKLAND**  
 Shell Service Station

**METAMORA**  
 Grist Mill

**MONROE RESERVOIR AREA**  
 Fishin' Shed SR 446

**MORGANTOWN**  
 IGA

CONTINUED ON PAGE 39

**POLARIS**  
**FACTORY AUTHORIZED**  
**CLEARANCE**  
 GOING ON NOW WHILE SUPPLIES LAST!

REBATES UP TO **\$10000**  
 +  
 FINANCING AS LOW AS **2.99%\*\***

FIND YOUR RIDE TODAY!

**ROGAN EQUIPMENT, INC.**  
 4737 National Rd. W., Richmond, IN 47374  
 1-888-966-9801 765-966-9801  
 PARTS, SALES & SERVICE  
 www.roganequipmentinc.com

Offers good on new and unregistered units purchased between 7/31/12-9/30/12. \*On select models. See your dealer for details. \*\*Rates as low as 2.99% for 36 months. Offers only available at participating Polaris® dealers. Approval, and any rates and terms provided, are based on credit worthiness. Other financing offers are available. Applies to the purchase of all new, qualified ATV and RANGER models made on the Polaris installment Program from 7/31/12-9/30/12. Fixed APR of 2.99%, 6.99%, or 9.99% will be assigned based on credit approval criteria. An example of monthly payments required on a 36-month term at 2.99% is \$29.08 per \$1,000 financed. See participating retailers for complete details and conditions. Warning: The Polaris RANGER and RZR are not intended for on-road use. Driver must be at least 16 years old with a valid driver's license to operate. Passengers must be at least 12 years old and tall enough to grasp the hand holds and plant feet firmly on the floor. All 16's drivers should take a safety training course. Contact NHTSA at www.nhtsa.org or (849) 255-2560 for additional information. Drivers and passengers should always wear helmets, eye protection, protective clothing, and seat belts. Always use cab nets. Be particularly careful on difficult terrain. Never drive on public roads or paved surfaces. Never engage in stunt driving, and avoid excessive speeds and sharp turns. Riding and alcohol/drugs don't mix. Check local laws before riding on trails. ATVs can be hazardous to operate. Polaris adult models are for riders 16 and older. For your safety, always wear a helmet, eye protection and protective clothing, and be sure to take a safety training course. For safety and training information in the U.S., call the SVIA at (800) 887-2887. You may also contact your Polaris dealer or call Polaris at (800) 342-3764. ©2012 Polaris Industries Inc.

**WE BUY GOLD**

**Paying Top \$ For Scrap Gold & Silver**  
 Do you have any broken jewelry or old jewelry you just don't wear anymore?  
 We'll Turn It Into Cash Today!

**Jensen's Pawn Shop**  
 702 S. State, Greenfield, IN  
 7 Blocks South of the Courthouse  
**462-4721**

Buying & Selling Gold & Diamonds, Tools Electronics & More

**GRIFFEY** **765-478-6297**

- Nutrena Feeds
- Pride Dog Food
- Mulch
- Hay and Straw
- Baling Supplies
- Livestock Supplies
- Gates and Kennels

10041 Pottershop Road





# THE GAD-A-BOUT™



## IN THIS ISSUE

October 2012 • Volume XXIII • N0. 271

Created & Published by Ray Dickerson

P.O. Box 85

Centerville, IN 47330-0085

CONTACT THE GAD-A-BOUT

Toll Free: 1-877-855-4237 - Lv Message

Cell Phone: 765-960-5767

Office Phone: 765-855-3857

Fax: 765-855-3857 (Call First)

Website:

[www.thegadabout.com](http://www.thegadabout.com)

E-Mail: [ray@thegadabout.com](mailto:ray@thegadabout.com)



THE GAD-A-BOUT IS ON FACEBOOK

COPYRIGHT BY GADCOE 2012

DISCLAIMER: The ideas and opinions expressed by the writers appearing in The Gad-a-bout are not necessarily the same as the publishers.

### SPECIAL FEATURES

C & C Webster Store in the Middle of Webster, Indiana by Ray Dickerson . . . . . Page 10  
 Concerning Construction Battalion Maintenance #624 by Seabee Tim Mahoney Part II. . . . . Page 16  
 Treasures of the Earth Gem & Jewelry Shows by Van & Rose Wimmer . . . . . Page 19  
 Franklin County Antique Machinery Club by Robert & Deborah Andrews . . . . . Page 20  
 Frame's Outdoor Grand Opening of New Archery Lanes plus Wade Nolan Dinner by Ray Dickerson . . . . . Page 26-27  
 Cabela's King Kat Tournament Trail Vevay, Indiana by Larry Crecelius . . . . . Page 30-31

### REGULAR FEATURED OUTDOOR WRITERS

Roaming The Outdoors by Ray Dickerson (*Location Map, Seabees, Knife Collection, SSgt. Justin Greene, DNR*) . . . Page 4  
 So You Wanna' Catch More Fish by Tag Nobbe (*How to catch fish in October*) . . . . . Page 6  
 Talking Leaves by Golden Eagle (*I must know what the wild goose knows, I must go where the wild goose goes...*) . . . Page 7  
 The Order of Red Men by Malcolm Greene (*Patriotic Fraternity chartered by Congress*) . . . . . Page 7  
 News from the Indiana State Police by Sgt. John D. Bowling (*State Fair, Deer, Driving Tips, Meth Labs*) . . . . . Page 8  
 IDNR News by PIO Gary Catron (*Public Hearing on rule changes, GiveIn Game, Trapping Course*) . . . . . Page 9  
 Great Lakes of the Wabash River - Fishing News by Ryan Pershing (*The Rising of Monument City*) . . . . . Page 11  
 Fishing Lake Michigan by Capt. Mike Schoonveld (*Squirrel Tails Wanted*) . . . . . Page 12  
 Bass Fishing Techniques by Bill Embry (*Patoka Lake*) . . . . . Page 13  
 Camping Here & Beyond by John & El McCory (*The Netherlands to Indiana*) . . . . . Page 14  
 Notes from Prairie Wolf Gun Repair by Marshall Smith (*Safe Hunting*) . . . . . Page 17  
 Outdoor Tales by Phil Junker (*Preparation for deer season*) . . . . . Page 18  
 Happenings in Metamora, Indiana by Janice Hunsche (*Metamora, IN Activities in October*) . . . . . Page 20  
 Outdoors with Rich Creason (*Salmon and Smallmouth Provide Great Trip*) . . . . . Page 22-23  
 Indiana Slab Masters by Ron Bilbrey (*Monroe Tournament May 19, 2012*) . . . . . Page 24-25  
 Misfires & Snags by Dan Graves (*Streams, Crick, and River Fishin'*) . . . . . Page 28  
 News from West Central Indiana by Don Bickel (*Tent Blind*) . . . . . Page 29  
 Indiana Outdoors by Joe Martino (*Talk yourself into success*) . . . . . Page 32  
 Indiana State Trappers Association by Dr. Fred Philips (*ISTA Happenings*) . . . . . Page 33  
 Looking Downstream by Paul McCloud (*Affects of the 2012 Drought*) . . . . . Page 34

### GAD-A-BOUT DEPARTMENTS

Advertiser Index, . . . Page 2 / Rate Sheet, Contract Form (Revised June 2012/Corrected July 2012)) . . . . . Page 39  
 Gad's Corner (Readers and Other Fish & Game Photos, Send in your Photo or other) . . . . . Page 38-39

## THE COVER PHOTOS

**Top Left:** The 67th Reunion of the 79th NCB which is being held in Richmond, IN September 23-27 is less than two weeks away. It seems like it was only yesterday I volunteered to host it in Pekin, IL September 2011. See more on pages 4 & 16. (**Layout is copy of 2 different Reunion Caps, 1 for 79th NCB and 1 for CBMU 624**)

**Top Right:** Calling deer may not always work but there are those few precious times when it can make all the difference. Joe Martino with his called in deer. See more on page 32. (**Photo by Joe Martino**)

**Bottom Left:** Grandpa Rich Creason helping his grandson, Benjamin Marques, reel in another king

salmon from Lake Ontario. See more on pages 22-23. (**Photo by Susie Creason**)

**Bottom Right:** Hunters Education Class for 8-30-2012 held at Frame's Outdoor. Front Row L to R: Jacob Long, Hollie Towns, Kendall Jones, Payton Hornung, Kainen Klein, Logan Moore, Colten Lutz and standing in front of Moore is Wyatt Long. Back Row L to R: Oscar Abner, Conservation Officer Brandon Shoults, Colten Lunsford, Ethan Hornung, Jerrod Osborne and Conservation Officer Dave Taylor. See more on pages 26-27 (**Photo by Ray Dickerson**)

**MIDDLETON**  
**TOOL SHARPENING & THE CAR CLINIC**  
 IMPORTS & DOMESTIC • PARTS & SERVICE  
 AUTO REPAIR • TUNE UPS • BRAKES  
 ENGINE DIAGNOSIS • AIR CONDITIONING  
 LARRY MIDDLETON - OWNER ASE CERTIFIED  
 37 YEARS EXPERIENCE  
 630 N.W. 5th STREET  
 RICHMOND, IN 47374  
 765-962-6996  
**COMPLETE SHARPENING SERVICE**

**CRESTLINER BOATS**  
**DEALER OF THE YEAR**

**1750 FISH HAWK**

**1850 FISH HAWK**

**1600 FISH HAWK**

**HARRIS Flotebote**

**200 CRUISER CX**

**250 GRAND MARINER**

**"2012"**

**MODEL YEAR CLEARANCE**  
 NOW WINTERIZE, SHRINK WRAP & STORE YOUR BOAT

**PARKSIDE MARINE & MORE, INC.**  
 BROOKVILLE, INDIANA

7191 Fox Run Rd Brookville, IN 47012  
 765-647-4619  
 E-mail: [pmarine@wwwremc.net](mailto:pmarine@wwwremc.net) Website: [parksidemarineandmore.com](http://parksidemarineandmore.com)  
 "We are located across the road from Mounds S.R.A. Entrance at Brookville Lake"

**THE COUNTRY STORE**

SUPPLIES FOR A COUNTRY WAY OF LIFE!

CRAFTS • GIFTS • HOME FURNISHINGS  
 FISHING & HUNTING LICENSES  
 CAMPING SUPPLIES • LIVE BAIT  
 LP GAS • FIREWOOD • ICE  
 "CASE KNIFE DEALERSHIP"  
 302 S. Main St., Liberty, IN 47353  
 765-458-9977

**JOHN'S GUN & TACKLE**

ULTRA DOG FOOD / OWEN'S DOG BOXES  
 HUNTING LIGHTS / DAN'S HUNTING CLOTHES  
 GARMIN TRACKING SYS. / DOG LEADS & COLLARS

ARCHERY SUPPLIES / BOWTECH BOWS  
 INDOOR ARCHERY RANGE / TECHNO HUNTING SYS.

MUCK BOOTS / RELOADING SUPPLIES  
 LONG GUNS / HAND GUNS / AMMO  
 FISHING TACKLE, SUPPLIES & LIVE BAIT

Owners: John & Cora Durham  
 Manager: Enos Amburgey  
 HOURS: Monday thru Saturday 7 am - 8 pm  
 Sunday 9 am - 5 pm  
 200 N. Highway 3 & 7  
 North Vernon, IN 47265  
 812-352-7075



# Roaming The Outdoors



by Ray Dickerson

## THE GAD-A-BOUT IS FREE

At Advertiser locations and Advertiser support locations (see advertisers index on page 2) and read The Gad-a-bout for free on my website: [www.thegadabout.com](http://www.thegadabout.com)

### LOCATION MAP(S) DELAYED DUE TO TOO MANY IRONS IN THE FIRE

I have to apologize to my advertisers in the Brookville Lake area for not having my new location map finished and posted to my website page. I'm still updating the map with all the changes that have taken place since 2004. I created the map in 1976 and updated it twice since before having it printed each time.

Just as soon as I get the October Gad-a-bout finished and delivered, the 67th Reunion for the 79th U.S. Naval Construction Battalion taken care of and since it started raining again and the grass is growing at the house and office properties I will have the time needed to finish the Brookville Map and begin working on the other maps too. Whew!



### 67th REUNION OF 79TH U.S. NAVAL CONSTRUCTION BATTALION UPDATE

Many of you will recall my telling you about my volunteering to host the 67th Reunion of the 79th U.S. Naval Construction Battalion (79th NCB) back in September of 2011 in honor of my father, who was a Seabee in World War II. After that reunion I asked Bob Huls, host for that reunion if it would be alright if I invited living members of CBMU #624 to the reunion too. After checking with other members of the 79th, Bob said it was okay. My father, MMS 1/c Raymond E. Dickerson, Sr served with both units, the 79th and CBMU #624 in World War II.

The emblem above for the Seabees was crafted by Frank J. Iafrate at Davisville, Rhode Island in 1942 who depicted the CB's as a bee holding a machine gun and tools in each of the bees feet (hands) flying fast towards the enemy. The emblem is accepted world wide by Seabees from 1942 to 2012.

It's been a fast moving year, it seems like only yesterday I was in Pekin, Illinois at our last reunion. But so many things have happened since then. I have met and talked to many former Seabees across the United States and Canada either by phone, letters or internet messages. No I don't text messages. Sending me a text mail is like sending it to the moon, you won't get an answer.

Well here it is September 11, 2012 and on Sunday, September 23rd, 13 days from today, members of the

79th NCB will be arriving in Richmond, Indiana at the Quality Inn, plus one member of CBMU #624 on Tuesday.

I envisioned being able to find at least 40 Seabees for our 67th reunion with all the resources available in today's world. My biggest problem concerning that idea was the fact that its been 67 years since 1945, the year World War II ended. Plus many of the men recruited into the Seabees in 1942, when the outfit was formed was older than normal age of recruits. The U.S. Navy needed builders, maintainers and craftsmen, already skilled in those fields, so they took enlistees who were older and better qualified for the job. My dad was 23 when he enlisted in 1942, he was young compared to the 54 year-old ones, he was given the rank of a Petty Officer Second Class, a V-5 at enlistment and was honorably discharged as a V-6. Had my father lived till 2012, he would have been 99 this year. Many of the other Seabees of that era have passed on too. The oldest one that I have talked to is Earl Dushane, a Seabee Veteran who lives in Fallon, NV, he is 98 and can't travel here. He is a swell guy who served his country in World War II. We have talked by telephone several times and I owe him a call now, but won't be able to call him until after I get this paper finished and sent to the printer.

Of the 32 Seabees, their wives and family that I met in Lancaster, PA back in 2007 when my sister, Wilma and I attended our first 79th NCB reunion, only 10 of those will be here in Richmond on the September 23rd, hopefully. I say hopefully because a little more than a week ago five notified me they couldn't come due to medical reasons. We have 7 additional coming on Sunday and several more will attend the Reunion Banquet on Wednesday. Plus I have taken the liberty of inviting some local Vietnam era Seabees, a World War II U.S. Cadet Nurse to the reunion banquet and other activities.

Here is our schedule for their 4 day visit in Richmond, Indiana.

Sunday, September 23rd: Arrive at Quality Inn 3:00 p.m., settle in, visit in hospitality room.

Monday, September 24th: Visit in hospitality room. At 1:00 p.m. Leave Quality Inn travel to Centerville to visit Webbs Antique Mall and Downtown Centerville historic arches. 4:00 p.m. Go to Maplewood, Centerville's town park, for a catered meal in the Lions Club shelters. From 6:00 to 7 p.m. Jim McKinney's "Moment's Notice" Jazz Band will be performing vintage hits of the "Swing Band" era including the following tenta-

### MENDENHALL TRUE VALUE IN RICHMOND, IN COLLECTION OF KNIVES FOR SALE



The knives in these two photos are just a fraction of the knives in the collection. Don't hesitate, check them out now before they are all gone. (Photos by Ray Dickerson)

John Mendenhall, owner of Mendenhall's True Value located at 125 S.W. 5th Street in Richmond, Indiana has purchased a collection of knives and has them for sale at his shop.

The Knife Collection includes Case, Remington, Boxer and others. They are in mint condition, have never been sharpened, date from late 80's to early 90's, they are priced right for you to purchase for your collection or they will make perfect gifts for Christmas or any other occasion.

If you have any questions about the knives contact John by calling 765-962-4842.

**Mendenhall True Value**  
Help Is Just Around The Corner.

**OLD MINT KNIVES CASE, REMINGTON, BOXER & OTHERS**

125 S. W. 5th Street  
Richmond, IN 47374  
765-962-4842

WE CARRY BAIT FISHING HUNTING LICENSE

**Dale Hardy Supplies**  
Just 2 Miles North of US 24 on US 35  
Logansport, Indiana  
(574) 753-6843

**RED WING SHOES**

- Houndsmen Dog Boxes • Cajun Lights
- Nite Lites • Hunting & Trapping Supplies
- Diamond Dog Food • Buyer of Wild Root
- Red Wing Shoes • Carhartts
- Horse Supplies & Tack • Custom Leather

**Carhartt** Monday - Friday 9-6  
Saturday 9-5  
Closed Sunday

www.dalehardysupplies.com  
dalehardy\_supplies@hotmail.com

**ACE Hardware** **Scotts**

Junction 31 & 56, Scottsburg, IN  
812-752-2991

- FISHING SUPPLIES
- CARHARTT CLOTHING
- HUNTING SUPPLIES
- GUNS & AMMO

Hours:  
7 am - 8 pm Mon. - Sat. / 8 am - 6 pm Sun.

**Amish Cheese Shop**

ARTISAN CHEESES FROM AMISH MILK

Fresh Baked Goods, Jar Products, Crafts & Special Orders

Venison Sausage & Uncle Mike's Jerky  
Sample some of our 65 kinds of cheese  
Find us at [www.amishcheeseshop.com](http://www.amishcheeseshop.com)

I-70 Exit 137  
2001 North State Road 1 • Cambridge City, IN 47327  
Phone: (765) 478-5847 Toll Free: (800) 478-5849



tive selections: **A String of Pearls, Stompin' at the Savoy, Don't Get Around Much Anymore, All of Me, A Foggy Day, I'm Getting Sentimental Over You, Ain't Misbehavin', Perdido, I've Got You Under My Skin, Sweet Georgia Brown, Indiana and Moonlight Serenade.** Musicians include Jim McKinney on trombone, Bill Perkins on flugelhorn, Jim Johnson on drums, Paul Moran on bass and Tom Walker on keyboard. Brian Rodgers, a very talented local singer will join in on some of the songs.

In case of inclement weather we have an alternate indoor location for the evening activities.

Afterwards the Seabees, family and friends attending the reunion will return to the Quality Inn for more visiting in the hospitality room or using some of the amenities of the Inn, including indoor heated pool & hot tub, fitness center, tv, high speed internet or just relaxing. One thing the Seabee wives enjoy at reunions is playing Dominos. At the Pekin reunion they spent a lot of time playing the game.

Tuesday, September 25th: 8:00 a.m. Leave Quality Inn and go to U.S. Air Force Museum near Dayton, Ohio for the day.

I know, the Seabees are Navy Veterans, but in this part of the U.S. we don't seem to have much to offer them in the way of sea going opportunities! We have LST 325 docked on the Ohio River in Evansville, but they got to board her in Peoria, Illinois when it made the trip there from Evansville to there on the Illinois River. I missed getting to see the LST on that Monday because my van lost its universal joint and drive shaft enroute to the 2011 reunion on Sunday and I spent that night in Danville, IL and didn't arrive in Pekin until 3 p.m. on Monday. At least this year I can call a cab if I have to get to Richmond which is just five miles from Centerville.

Wednesday, September 26th: Free day to do what ever they want to do, visit, see the sights of Richmond,

**CONTINUED ON PAGE 35**

**WE ARE PROUD OF OUR NEPHEW  
USAF SSGT JUSTIN GREENE**

My wife's nephew, Staff Sergeant Justin Greene is serving his country in the United States Air Force. It won't take you long to understand the depth of ours and his parents, Kent and Vickie Greene's, pride once you have read his accomplishments since enlisting in June of 2002.

I called Justin at his current base on September 1, 2012 asking him to send me something about himself to publish in The Gad-a-bout. He has done so much traveling since joining the Air Force it has been hard for any of us to know what or where he has been. So here in his own words is what he sent me.

**United States Air Force**

Staff Sergeant Justin Greene  
Centerville High School Graduate



My name is SSgt Justin Greene. I was born in Richmond, Indiana on 11 Jan 1983. Due to my family's strong values I spent my whole life up until I joined the Air Force living in the same place, in Centerville, Indiana. I met my wife when I was stationed at Travis AFB, California in 2004. We were also married that same year. I have three children: Jayson (4 yrs) Shyleigh-Joy (2 yrs) and Emmalin (6 months).

I enlisted in the United States Air Force in June of 2002. I then began my career as a Ground Radio technician; I could not complete radio school and was reassigned to be Aircraft Hydraulic systems technician. After completing tech school I was assigned to the 60AMXS at Travis AFB. I pcs'd to Hurlburt Field, FL in 2006. I served in the ISOAMXS working AC-130U. In 2009 I volunteered to move again to Cannon AFB, NM. I was assigned to the 27SOAMXS where I worked with the AC-130H gunships. I have since pcs'd to the Dragon spear program working to bring the MC-130W to the

field to become the next generation of gunship. I have recently been selected to promote to become a technical sergeant.

**EDUCATIONAL ACHIEVEMENTS**

2001 Graduated Centerville High School, Centerville Indiana

**PREVIOUS ASSIGNMENTS**

Jul 09 - Present, Aircraft Hydraulic System Craftsman, Cannon AFB, NM

Jan 06 - Jul 09, Aircraft Hydraulic System Craftsman, Hurlburt Field, FL

May 03 - Jan 06, Aircraft Hydraulic Journeyman, Travis AFB, CA

Jul 02 - May 03, Student, Keesler AFB, MS

Jun 02 - Jul 02, Basic Training, Lackland AFB, TX

**CONTINGENCIES/DEPLOYMENTS**

2005- Operation IRAQI FREEDOM, 2006- support of Operation ENDURING FREEDOM, 2007- Operation IRAQI FREEDOM, 2008- Operation IRAQI FREEDOM, 2009-Operation IRAQI FREEDOM, 2011-Operation ENDURING FREEDOM, 2012-Operation ENDURING FREEDOM

**HOBBIES**

Working on cars, Metal working and art, Learning about history, collecting advertisement signs and traveling.

**CIVIC AND CLUB ACTIVITIES**

I'm an active member of Cannon AFB Focus 5/6



**AWARDS AND DECORATIONS**

1. Air Force Commendation Medal
2. Air Force Achievement Medal
3. Meritorious Unit Award
4. AF Outstanding Unit Award with Valor Device
5. AF Good Conduct Medal
6. National Defense Service Medal
7. Afghanistan Campaign Medal
8. Iraq Campaign Medal
9. Global War On Terrorism Expeditionary Medal
10. Global War on Terrorism Service Medal
11. Air Force Expeditionary Service Ribbon with Gold Border
12. AF Longevity Service
13. USAF NCO PME Graduate Ribbon
14. AF Training Ribbon
15. NATO Medal (Wear first NATO medal awarded.)

**BUTLERVILLE GROCERY**  
5185 E US Hwy 50  
Butlerville, IN 47223  
812-458-6355  
Deli • Gas • Grocery  
Hot Food • Daily Specials  
Military Discount  
Call In's Welcome  
Dine In • Carry Out  
Open 7 Days a Week

**Always Custom Processing!**  
Over 40 Years of Experience  
*NOW IN 2 LOCATIONS TO SERVE YOU BETTER*  
**DEER PROCESSING**  
*Pate's* Processing • (812) 866-4710  
4251 S. 850 West  
Pantry • (812) 866-MEAT (6328)  
367 W. LaGrange Rd.  
Both in Hanover  
[www.patespantry.com](http://www.patespantry.com)  
VIP CLUB Text PATES to 77948

**Riverside Sporting Goods**  
1811 N. Washington St.  
Marion, IN 46952 • 765-662-1590  
Family Owned & Operated  
Manager: Chad Phillips  
Fishing • Live Bait • Tackle • Propane  
Ice • Hunting • Guns • Ammo • Archery  
Personal Protection • Canoe Rental  
U-Haul Rental - 765-664-7939

**SAVE-A-LOT**  
**Don't Pay A Lot!**  
MON. - THURS. 8 A.M. - 8 P.M.  
FRI. 8 A.M. - 9 P.M. • SAT. 8 A.M. - 8 P.M.  
SUN. 8 A.M. - 5 P.M.  
11143 U.S. 52  
Brookville, IN 47012  
(765) 647-2781

**REM-BU Gun & Ammo Shop**  
"In Business Since 1924"  
• Guns • Ammo • Shooting Accessories  
• Scope Mounting • Recoil Pad Install  
• Drill & Tap • Gun Repair • Bore Sighting  
• Consignments • Appraisals  
New, Old, Odd & Otherwise  
Buy, Sale, Trade  
**GLOCK** PERFECTION  
We are a "GLOCK" Stocking Dealer  
HOURS: Tues thru Fri 9 am - 5 pm / Sat 9 am - 3 pm  
Closed Sun & Mon  
DEER & TURKEY CHECK-IN STATION  
115 West 7th Street  
Connersville, IN 47331  
765-825-2613  
WE ACCEPT ALL MAJOR CREDIT CARDS



# So You Wanna Catch More Fish



by Tag Nobbe  
Professional Fishing Guide

## How to catch fish in October

Fishing at this time of year can be frustrating if you don't keep an open mind. Your biggest obstacle is gonna be shad. Shad is a bait fish that feeds on plankton in the Lake. There are millions and millions of shad in the lake that were spawned this summer and are now about 1 inch long perfect eating size for just about every game fish in Brookville lake, from crappie to striped bass. I'm not saying you can't catch any fish at this time its just that all that bait is competition with your bait. Look at it like this if you just walked out of a smörgåsbord and some one offered you something else to eat, would you eat it. Probably not ,but you might eat a snack, that is one way to look at it. Or if your lucky enough to be fishing when the game fish your fishing for is feeding it can seem quite easy. Either way timing and presentation is everything.

### Walleye:

These fish will be scattered with the bait from the dam to the river above the lake and every place in between. The best way to fish for them is to troll crank baits or fish with a jig tipped with a night crawler. The jig can be dragged on the flats, cast to the bank or vertical fished straight up and down. If you have wind another good method is to cast out the jig tipped with a night crawler and just drift with the wind on the flats. My favorite jig is a whistler jig made by Northland Tackle. They come in about eight different colors and about five different sizes. The 1/32 or the 1/16 ounce models are perfect for drift fishing the flats. We carry all of them at the store in bulk.

### Large or Smallmouth Bass:

These fish will be anywhere there are shad. At times you will catch these fish feeding on deep drop edges in the middle of the lake and then catch them feeding shallow in the water column over a flat or on main lake points. Try shallow running crank baits, spinner baits or surface baits for the shallow bite. For the deep bite a 4-inch tube is my favorite but you can also use a worm, jig, lizard or crawl fish.

### Striped Bass:

These fish will be in the lower main lake feeding on deeper shad anywhere from the surface to the thermo cline. One good way to fish for them is to down rig with small buck tail Jigs. I use a hand made 1/8 ounce jig with a 3/0 O'shaughnessy hook



Justin Garcia from Okeana caught a 35 lb. flat head catfish fishing with me on 8/17/12. (Author Photo)

tipped with a 6-inch snake tail. The colors I like are white, chartreuse, pearl and blue. Live bait fishing is another option. By far the number one bait is shad, the next best are chub minnows or shiners. Just bait up with heavy hooks and sinkers, drop it straight down, reel up a couple of cranks of the bottom and put it in the rod holder. The trick is knowing when, where and how deep.

### Crappie:

Some of these fish will be in the deeper coves around standing timber at various depths. Try a 1/16 oz jig and 1-inch tube tipped with a crappie minnow or wax worm. Another option is a slip bobber rig tipped with a minnow. The main lake lake holds most of these fish in the summer. Look for submerged brush piles on drop off edges in the middle of the lake from 18 to 25 feet deep on the bottom.

### Catfish:

Brookville lake is full of channel cats. There are some blue and flat head cats, but by far the most is channel cats. One of my guys caught a 35 lb flat head cat on a 1/16 ounce jig and tube this summer. We where crappie fishing in a submerged brush pile. You can catch them on any type of bait made up of meat. It can be pork, chicken, beef, turkey, live bait, cut bait just about anything you can think of will catch catfish. The main thing is confidence and experience. To catch big catfish I like chub minnows fished at the mouths of deep coves or on steep drop off ledges in the main lake.

If your fishing by yourself I hope this helps.

Good Luck, Tag



Donnie Rimer from Crittenden Ky. nice walleye caught while fishing with me 9/4/12. (Author Photo)

If you need more info e-mail me at [tag@tagnobbe.com](mailto:tag@tagnobbe.com) or go to the website [www.brookvillelakeguideservice.com](http://www.brookvillelakeguideservice.com) or call my cell phone 765-265-3238

I guide fish for walleye, striped bass, and crappie starting mid April till the mid December 7 days a week on Brookville Lake. We fish out of a 2007 Lund Pro V 2025 with a 225 Honda motor. I supply everything all the way down to cleaning the fish. I can take 1 - 4 people. The price is according to how many people go \$400.00 for 4 people \$325.00 for 3 people \$275.00 for 2 people and \$225.00 for 1 person. We start at 7:00 am and fish till 1.00 To schedule trips call me at home 765-647-4329 or on my cell phone 765-265-3238.

Fully licensed and insured for 16 years now. ■

**TRICKED OUT**

CAR & TRUCK ACCESSORIES

Here To Meet All Your Vehicle Accessory Needs  
237 S. Pendleton Ave., Suite D  
Pendleton, IN 46064  
765-635-5955



## When it comes to fueling your outdoor needs

Gasoline • Fresh Coffee • Deli Style Sandwiches • Fountain Drinks • Snacks • Sporting Goods  
Live Bait & Tackle • Guided Fishing Trip Information • Hunting & Fishing Licenses • Check Station and More



**Brookville Lake Guide Service**  
Guide: Tag Nobbe  
Phone: 765-647-4329  
Cell: 765-265-3238  
Web: [brookvillelakeguideservice.com](http://brookvillelakeguideservice.com)

Near Brookville Lake just south of Brookville on U.S. Hwy 52 (765) 647-3600



## Noble Boys Furniture

Featuring Solid Oak and Solid Wood Bedrooms, Dining Rooms, Living Rooms, A Lazy Boy Owned Co. & Lane Recliners, Bedding and Other Household Items Dutch Craft Bedding Made by Amish

6032 Holland Rd., Brookville, IN  
(White's Farm - U.S. 52)

Mon-Fri 9-5 / Sat 9-4 • 765-647-4875

*"Quality Furniture At Fair Prices"*


## McGalliard Guns & More

800 W. McGalliard / Muncie, IN 47303  
Hrs. M-F 10am-6pm / Sat. Noon-5pm / Closed Sun.

Pistols / Handguns / Rifles / Shotguns

**BUY • SELL • TRADE**

Ph. 765-288-GUNS (4867)  
Fax. 765-288-4869



## MILROY SHOES

Mastercard - Visa

9214 S. State Rd. 3, Milroy, IN 46156  
(765) 629-2109

Mon-Thur 8 - 5 / Fri 8 - 6 / Sat 8 - 3 / Closed Sun

## Check out our rates on Park Models, & RVs !



### P.R.S. Insurance, Inc

17 W. Union Street  
Liberty, Indiana

*Downtown across from the Courthouse*

Phone: 1-888-PRS-9001

## DREAMS END LOG CABIN VACATION RENTALS

Located at Beautiful Brookville Lake



4 fully equipped log cabins on 17 acres conveniently located just 1 mile from boat ramp. Cabins accommodate 2-8 guests and include private hot tub, fire pit, fully equipped kitchen, digital TV/DVD, fireplace, bed linens, A/C, heat, gas grill and picnic table. Ideal for boaters, hunters, weekend get-a-ways, honeymoons and family reunions.

Check out our website at [www.DreamsEndLogCabinRentals.com](http://www.DreamsEndLogCabinRentals.com) or contact us at [DreamsEndLogCabins@gmail.com](mailto:DreamsEndLogCabins@gmail.com) or Call 513-869-0391 to see what all we have to offer.

## Talking Leaves



by Golden Eagle

### I must know what the wild goose knows, I must go where the wild goose goes.....

Don't I wish I could... I see them circle over head I small groups and large groups, always in a "v".

At night I look out of my window hoping to see them flying backwards across the full moon.

Their all on the move, big birds and little birds flocking and settling down, then with much chirping and flapping of wings, taking off circling and settling again on the phone wires.

It has been an unusually hot summer. In the evening I can feel the west wind beginning to cool things off. I am afraid the hot summer will become a dreary, wet fall.

A hundred thirty years ago there'd be just enough nip in the air to tell you it is time to prepare for winter. You must lay in a food supply (meat, berries, fruit), harvest the crops (beans, squash, corn) and then celebrate your good fortune, thanking the Great Spirit for everything he has given to you.....

Although we may not still need to follow this advise today, the concept is still with us. We still prepare for winter and we still celebrate our good fortune on thanksgiving.

I have always enjoyed a walk in the woods in October, before the snow starts to fall. my son, Sharp Claw, and I used to take the dog for long walks on any weekend he was in town. Fall is so different here than in Arizona. The dog enjoyed running in the brush and flushing birds and rabbits. i am not a hunter per se, but if I was, I'd follow my father's rule and kill only for food.

Knowing that my wife and I were into archery, our friends got together and bought me a fully recurved fiber glass bow with a 70# pull when I graduated from evening college in 1965. They also got me a dozen metal point hunting arrows. I tried deer hunting one season but decided I didn't have the skill for it, so I stuck to target shooting. This was before all the fancy sites. I grew up using a home made lemon wood long bow with a 50# pull. I made it for Archery Merit Badge. My first wife, Pretty Deer, was a better archer than I was. I tried to get her to try out for a place on the Olympic team, back in the 1960's, but she said it would take her away from the children too much. When we lived at Laboiteaux Woods Outdoor Education Center in College Hill, here in Cincinnati, she used to enjoy teaching the local kids how to shoot.

October always reminds me of another good friend, Horn Carver, who has crossed over into the Spirit Land. One of the last times I saw him, before he crossed over, was at a retirement home. He was well liked by all the staff and other residents, partic-

## H.M.S. ENTERPRISES

PRESENTS STORIES BY  
**GOLDEN EAGLE**

Here is a unique tape which includes favorites such as Grandmother Turtles Stories, the Boy Who Was Afraid of Animals, Burnt Face and many others.

Special Gad-a-bout price of only \$10.00 plus postage and handling fee of \$3.00. Call (513) 827-6151 weekdays from 10 a.m. to 4 p.m. to order.

ularly the ladies. He introduced me to them as his brother, Golden Eagle. The last time I saw him alive, was at Gov. Bebb Pioneer Days in Indiana. His daughter, Awon'yakawin, had brought him out to visit. I heard his voice and was overjoyed at the opportunity to see him again. My wife took pictures of us together.

**OLD CHIEF says:** Those who never retract their opinions, love themselves more than they love the truth. ■

## The Order of Red Men



by Malcolm Greene

### Greetings My Brothers!

It is good to write to you and pray that "The Great Spirit" continues to bless you.

At Baltimore Maryland in 1847 the various state Great Councils came together and formed a national organization called the Great Council Of The United States.

With the formation of a national organization the Order of Red Men soon spread, and within 30 years there were 21 State Great Councils with a membership over 150,000. The order continued to grow and by 1920, in 46 states totaled membership over one half million members.

We are a Patriotic Fraternity chartered by Congress. We are a non-profit, charitable and devoted to inspiring a greater love for the United States of America and the principles of American Liberty.

Locally, our Miami Tribe meets in Richmond at the **MCL Cafeteria the third Thursday of each month at 6:00 P.M.** to eat and our council fire is lit for our meeting at 6:45 P.M. and is quenched at approximately 7:30 P.M. Please join us at our meeting.

May the Great Spirit be with you throughout your journey. Look for us on the internet at [www.RED-MEN.org](http://www.RED-MEN.org) and/or call Malcolm Greene at 765-259-1958. ■



## BIG MARKS

Bait & Tackle Shop

9430 S. Strain Ridge Rd.  
Bloomington, IN 47401  
812-824-4868

### LIVE BAIT

Rosie Reds  
Crappie Minnows  
Shiners  
Gold Fish  
Crickets  
Jumbo Red Worms  
Night Crawlers  
Neon Night Crawlers

High Quality Equipment  
at  
Working Man's Prices

*We are Lake Monroe's  
Crappie and Catfish  
Headquarters*

Located 67 miles south of Indianapolis  
1/2 mile from beautiful Lake Monroe

[www.bigmarks.proboards80.com](http://www.bigmarks.proboards80.com)


## BOBBER STOP



Bait & Tackle

Gas - Ice

Firewood



Picnic Supplies - Camping Gear

Propane - Snacks - Drinks

Hunting & Fishing Licenses

Deer & Turkey Check-in Station

16272 U.S. Hwy 231

Loogootee, IN 47553

812-295-1771



## News from the Indiana State Police



by Sergeant John D. Bowling  
Public Information/Recruiting Officer

### Indiana State Fair - A Fun Place to Work and Visit

I write this in late August and wanted to take this opportunity to thank everyone who stopped by our booths at the State Fair this year. I was in the Expo Hall booth and had a lot of people stop in to say hello. If you've ever been to the state fair you know you will see the Indiana State Police all over the grounds at three information booths and on patrols. It's a popular but long detail for us.

A lot of the people that stopped by wanted to thank us for our service, which is always refreshing to hear. Often in this line of work we deal with a negative element that doesn't want us around, which is why details like the State Fair and the IBE are nice to work. Working events like these can serve as a reminder to all of us just what a privilege it is to be serving all of you.

### It's Deer and Harvest Season - Time to Watch Out for Deer

Every October the annual crop harvest coupled with the beginning of hunting season and the "rut," (deer mating season) makes deer movement more prominent and the number of car/deer crashes increase. While deer season is my favorite time of the year, it's also a time to remind motorists to use extra caution when driving in rural areas of Indiana. Deer are generally more active in the early morning (pre-dawn) hours or the hours just after dusk but could be on the move at anytime.

Motorists should take the following precautions when driving in rural areas to avoid having a crash involving a deer:

- When possible use high beam headlights at night and be aware that deer could be standing on or near the side of the roadway.
- Drivers should watch approaching vehicles and observe what may break their headlights beams; it could be a passing deer. This technique allows extra time to slow your speed and be alert for the deer.
- Watch for reflections from the deer's eyes.
- Where there is one deer there are often several. Do not assume you missed the deer because more could follow. **BE ALERT!**
- If your vehicle strikes a deer do not touch it. A frightened or wounded deer can cause you serious bodily injury. Remain in your car, make sure you and your passengers are safe, and call the police to obtain a crash report for your insurance company. You should report this as you would any other crash.
- Finally, as always, **BUCKLE UP!**

For more information concerning deer habits, population, and trends in your area contact your local conservation officer or the Indiana Department of Natural Resources Division of Fish and Wildlife at **317-232-4080**.

Two Troopers with the Meth Suppression Unit were recently checking the Pseudoephedrine logs at businesses in Richmond when they got behind a car with an expired license plate. They stopped the car, and when the driver gave them his license, they recognized his name right away as one they had just seen on the logs they had been checking.

The two troops also realized they had seen the same man in a local retail store minutes before. Further investigation revealed the man had been out purchasing chemicals and equipment used in the manufacture of Meth. Needless to say he received a ride to the Wayne County Jail on "D" Felony charges. Gee, wouldn't it be nice if we could arrest all Meth cooks before they ever mixed all those toxic and explosive chemicals together?

### Driving Tips for Heavy Rain and Flooding

Flash flooding can occur even after just a few minutes of heavy rainfall.

The State Police offers the following driving safety tips for heavy rain and flooding.

- Carry a cell phone and charger.
- Pay attention to local media reports and warnings issued by the National Weather Service.
- Never drive around barricades at water crossings.
- Be careful at night when it is difficult to see water and it's depth across the roadway.
- Reduce your speed in rain and NEVER enter flowing water. Driving fast through water creates less tire contact with the road surface (hydroplaning) and increases your chance of crashing.
- Driving through water affects your brakes reducing their effectiveness until they dry out.
- If your vehicle ends up in water, exit through a window and climb on top of your car. Call 9-1-1 from there and wait for help to arrive. Most vehicles will float for several minutes.
- Be aware that road erosion can occur anytime there is running or standing water.
- It only takes six inches of water to reach the bottoms of most car doors. One foot of water will float most vehicles and two feet of water will carry most vehicles away.

If your car ends up in the water, unbuckle your belt, roll down the window and go out onto the top of your car to call **9-1-1**.

The Indiana State Police is committed to reducing crashes and promoting safety on Hoosier Highways. We continue to monitor the top causes for crashes, and concentrating education and enforcement efforts on these causes.

This ends another month's installment. Thanks for reading and for allowing all of us to serve all of you. Keep yourselves and your families safe so we can talk again next month.

*Sgt. John Bowling ISP News Release 9-8-12*

### Madison County #1 in State.. For Meth Labs

**Madison County** - The Indiana State Police Meth Suppression Unit has published the state wide numbers for Meth Labs dismantled for the state through the end of July. Madison County, located in the Pendleton District, has the dubious distinction of being number one in the state so far this year for Meth labs discovered and dismantled. There have been 54 Labs dismantled in Madison County through July.

Delaware County, also in the Pendleton District, is currently ranked tenth in the state, with units saying they have dismantled several labs there since August. Nate Raney, Meth Suppression Unit member at Pendleton, said "Our district total last year was at 101 labs, and we are already at 100 for 2012. Delaware County has spiked with lab numbers recently, and could finish in the top five of the state."

Signs to look for Meth manufacturing are a strong ammonia smell, or solvent smell like an auto body shop. Look for air line type rubber tubing, ether or camp fuel cans, plastic bottles, Pseudoephedrine packages, lithium battery cas-

**CONTINUED ON PAGE 31**

Like a good neighbor,  
State Farm  
is there.®

**CARL SHARP**  
27 W. Union St. Liberty, IN  
458-5574 or  
800-974-5574  
www.carlsharp.com



State Farm  
Insurance Companies  
Home Offices:  
Bloomington, Illinois

## Report Illegal Drug Activity



**Call the Indiana State Police Illegal Drug Tip Line**

**At 1-800-453-4756**

Tips can be made and kept anonymous



# Indiana Department of Natural Resource News



by I.C.O. Gary Catron  
LE Division Spokesperson

## Public hearing Oct. 4 on proposed rule changes for deer & wild turkey hunting

The Natural Resources Commission will conduct a public hearing Oct. 4 in Plainfield on whether to permanently approve a rule package that includes allowing hunters to check-in deer and wild turkeys electronically.

The electronic harvest reporting system, also called **CheckIN Game**, allows hunters to check in a deer or wild turkey using a computer or other Internet-capable device, or by telephone, and receive a unique confirmation number.

Hunters still have the option of checking in a deer or turkey at a check station.

**CheckIN Game** has been in effect by temporary rule since the spring 2012 wild turkey season, after the NRC gave the rule preliminary adoption.

With this proposed change, commercial deer processors will need to record the electronic harvest confirmation number on the record instead of the official metal tag number that is given by a check station, and register with the DNR prior to March 1 of each year.

Additional changes in the rule package:

- Removing the handgun license requirement to comply with state law in **IC 35-47** because state law no longer requires an individual to have a handgun

license while hunting lawfully.

- A provision to allow a person who buys a deer license bundle to also have the option of using it to take three antlerless deer.

- Clarifying the ending date for the fall wild turkey firearm season.

- Allowing an individual to call wild turkeys for another individual as long as the person calling for turkeys is properly licensed.

The proposed rule language can be viewed at: [IN.gov/legislative/iac/20120822-IR-312120115PRA.xml.pdf](http://IN.gov/legislative/iac/20120822-IR-312120115PRA.xml.pdf)

The public hearing will start at 5:30 p.m. at the **Plainfield Public Library, 1120 Stafford Road in Plainfield.**

Comments can also be submitted online to the NRC at: [nrc.IN.gov/2377.htm](http://nrc.IN.gov/2377.htm). Click on "Comment on Proposed Rule" next to the "Deer & Turkey Electronic Harvest Reporting." **The deadline for submitting comments is Oct. 4.**

Comments can also be mailed to:

**Natural Resources Commission  
Indiana Government Center North  
100 North Senate Ave., Room N501  
Indianapolis, IN 46204**

All comments sent to the NRC regarding this rule package will be provided to commission members and DNR staff and will be publicly disclosed and searchable on the Internet and in a paper docket as part of the final report.

The NRC is expected to vote on final adoption of the rule package at its Nov. 20 meeting.

For more information: Linnea Petercheff, Division of Fish & Wildlife, (317) 233-6527.

## Program connects deer hunters and those who need meat

**GiveIN Game** is a free donation program run by the DNR to connect people who would like deer meat to feed their families with successful hunters who have extra deer meat.

Entering its second season, the program makes it easy for the two groups to connect on their own time and set up an exchange. Selling, bartering or trading for venison is prohibited. The highly successful program had 702 participants for its first deer season.

A majority of the program participants who

responded to a recent DNR survey agreed the program is easy to use, private and secure, and that it fosters community goodwill. More than 90 percent of participants said they would sign up again this year.

"**GiveIN Game** is a great way to connect people in local communities who are looking for a healthy alternative source of protein," said Chad Stewart, DNR deer research biologist.

Registration for the second season of DNR's **GiveIN Game** program starts Sept. 1. If you registered before Sept. 1, you will still need to register again to participate. Register at [hunting.IN.gov/7240.htm](http://hunting.IN.gov/7240.htm).

For answers to frequently asked questions about deer hunting, see [hunting.IN.gov/7389.htm](http://hunting.IN.gov/7389.htm).

## Free trapping course at Salamonie Lake - October 6-7

Salamonie Lake and the Indiana State Trappers Association (ISTA) will host a free trappers education course Oct. 6 and 7 at the Salamonie Interpretive Center.

The program is for all ages, though youth participants are especially encouraged to attend.

The program starts at 9 a.m. on Saturday, Oct. 6, with education on trapping issues, ethics, and regulations.

Saturday afternoon, participants will accompany an instructor on the trap line and set traps under close supervision. Traps will be left overnight and checked Sunday morning. Furbearers that are caught on the trap line will be used in skinning and fleshing demonstrations by ISTA instructors.

Lunch will be provided on both days. Participants will not need a trapping license to attend. Entrance fees will be waived for all participants.

Participants must register by Sept. 30 by calling Upper Wabash Interpretive Services at (260) 468-2127. Trappers must attend both day-sessions of the course to receive DNR Trapper Education Certification.

Participants may want to bring waterproof boots or hip waders and should dress for the weather. Free camping on Friday and Saturday nights is available for attendees at Lost Bridge Youth Campground, near the interpretive center.

The Salamonie Interpretive Center is in Lost Bridge West State Recreation Area, west of Highway 105 in western Huntington County. ■

### Cap N Hook Sports

"Your Geist Lake Connection"

- Fishing • Hunting • Live Bait
- Ammunition • Tasers • Muzzleloaders

"Introducing Archery!"

Tim Wolfe Wildlife

"Deer & Turkey Check Station"

OPEN YEAR ROUND

6383 West Broadway  
McCordsville, IN 46055  
(317) 336-HOOK (4665)



### Double R Auction Service

Farm • Home • Personal  
Rex Richey, Auctioneer  
Cell: 812-820-4050

License Number AU11200014

1470 South Boatman Rd.  
Scottsburg, IN 47170



Full Service Auto Body, Paint and Glass  
Since 1974

- Paint-less Dent Repair
- Auto Body Painting and Repairing
- Frame Straightening
- Mobile Glass Replacement Teams
- Auto Paint Color Matching

Mon-Thur: 7:30am-5:30pm  
Friday: 7:30am-5:00pm

812.279.5909

1001 7th. Street • Bedford, IN 47421



### RECOGNITION FOR A LIFETIME

**LEADING EDGE TAXIDERMISTRY**

15 Years of Artistic Experience  
Prefinished Habitats, Custom Design  
Artificial & Natural Material, Floor & Wall Mounts

**50% Off on Youth Weekend Shoulder Mounts**

Ask us about our New 2012 specials.

Contact Randy @ (812) 593-5127 or  
E-mail: [leadingedgetaxidermy@hotmail.com](mailto:leadingedgetaxidermy@hotmail.com)

### COUNTRY MART

**Trophy Rock Sale**  
**\$16.99**  
**Stock Up Today!**



LOCATED AT 766 W. MAIN ST. GREENSBURG  
(812) 663-6411  
HOURS: M-F 8 A.M. - 5 P.M. / SAT. 8 A.M. - 12 P.M.  
MANAGER TERI FRYE





As the phrase in the Webster Store ad says, "Only store in town - Little bit of everything including the Webster Post Office is in the same building."

# C & C Webster Store In The Middle Of Webster, Indiana

Article & Photos by Ray Dickerson

Webster, Indiana - boy do I have the memories from that town and a wife too. Sherry Kendall lived there with her family. I met her through a mutual friend, Amy Harrison. We were married in the Methodist Church in Webster on July 1, 1967, a memorable day to say the least.

Next door to the church, just to the west was the Webster Post Office and in the same building the Webster Store.

Many days have passed since 1967. If you are reading my story here in The Gad-a-bout, you know what I ended up doing, publishing The Gad-a-bout.

Earlier this year I began dropping off The Gad-a-bout to the local communities in Wayne County which included Webster. I got to know the owners of the store gradually, but not by name. A couple months ago the gentleman who sat at the cash register said something about they would like to advertise in The Gad-a-bout, but didn't know what they wanted to put in the ad.

So after I had delivered the September issue I stopped at the Webster Store, introduced myself. The gentleman was sitting at the cash register as usual, he handed me a hand written piece of paper and told me his wife had told him to give it to me. I looked at it and told him I would take it home and see what I could do with it.

I made a ad from the piece of paper and returned to the Webster Store (see ad at right). This time the owner of the store, Carolyn Hall, was in, I had my camera and tape recorder with me to interview her and take some photos of their store.

I asked her what the C & C stood for, she replied, "Carol and Carter." A light bulb went off in my head, "Oh, the fellow who gave me the slip of paper for your ad was your husband, Carter Hall!" She said, yes, we work different hours. I asked if I could take her photo, she said yes, so I did. I then asked when would her husband be in because I would like to take a photo of them together. She told me he would be in the next day



Carter and Carolyn Hall owners of the Webster Store.

around noon. So I told her I would try to be there and take another photo.

I asked what their hours were, she told me they are open seven days, 9 am to 6 p.m. Monday thru Friday, 8 a.m. to 6 p.m. on Saturday and 9 a.m. to 3 p.m. on Sunday. Their phone number is 765-962-3293.

I asked her how long she had owned the store.

She told me she bought the Webster Store on April 12, 1988. She was born and raised in Abington, Indiana, her maiden name was Pope, she lives near Eaton, Ohio now. When she got married for the second time she moved to Ohio, she owned the Webster Store back then. She and her husband, Carter have been married 19 years. Carter is originally from Lewisburg, Ohio. Carolyn worked 30 years for Dana Corporation, she purchased the store 8 years before she retired from there.

The Webster Post Office is located next door to her, she leases that part of the building to them. She pays all the expenses of the building and that makes it cheaper for them to stay there. The Webster Post Office is the oldest Post Office still in operation in Indiana - 47392. I thanked her for taking the time to interview her, all the time we were talking people came into the store, it's a busy store.

I returned the next day at the time Carolyn



C & C Webster Store in Webster, IN.

told me her husband would be there and yes both were in the store. So I was able to get their photo, see at left above.

The C & C Webster Store is easy to find, Webster, Indiana is located just north of Richmond. You can **CONTINUED ON PAGE 31**

**C & C  
Webster Store**  
Webster, Indiana

**Only Store In Town  
Little Bit Of Everything**

**Including  
The Webster  
Book**

**JUNCTION 9  
EXPRESS**

CONVENIENCE STORE GAS & DIESEL  
SALAMONIE LAKE • SR 9 & 124

FRIDAY - FISH DINNER  
SATURDAY - BBQ RIBS DINNER

BISCUITS AND GRAVY ALL DAY • BROASTER CHICKEN  
PLENTY OF HOT FOOD  
**NEW BAIT SHOP IN REAR**

**260-468-2460**  
Deer & Turkey Check-In  
Carolina Carport Dealer

**DAIRY COTTAGE RESTAURANT**  
**(765) 647-5451**

*Home Of Flavor Rich Fried Chicken*

**Complete Line of Sandwiches, JoJos,  
Fries, Mozzarella Sticks, Onion Rings, Etc.**  
**LARGE SELECTION OF ICE CREAM,  
SHAKES, SUNDAES, CYCLONES**

1116 Main St. Brookville, IN 47012  
Est. Oct. 02, 1958



# Great Lakes of the Wabash River - Fishing News



by Ryan Pershing  
Mgr of Bozarth Country Store

## The Rising of Monument City

While sitting home one evening watching the NBC national headline news I heard the upcoming story detailing how the drought-like conditions in the Midwest had caused a lot of areas and objects that had not been seen for years to reemerge due to the low water levels. So I thought to myself...surely they're not going to be talking about the Salamonie Reservoir and the lost town of Monument City are they? So I waited out the commercial break and sure enough, the reporter and a member of the Interpretive Center staff together talking about the lost town of Monument City! I couldn't believe it but this is what has become the hot topic this summer here at the Salamonie Reservoir as the story has hit the national headline news and been discussed on several news outlets including USA Today and [Yahoo.com](http://Yahoo.com).

The increased attention the story was getting resulted in numerous calls and inquiries from interested people wanting to know more about the small city of Monument. The DNR even put together a few Sunday evening tour events to allow people to walk down to the city and see the left over ruins from the city as well as receive a brief history of the town. This resulted in hundreds of anxious people showing up to the tour and they actually had to turn people away!

So, with all that said here's a little background information to give you some insight on this "Lost" city. Back in the mid 1960's when the U.S. Army Corps was developing the Salamonie Reservoir there were three small cities that were located in the flood area and thus required the residents to have to relocate to a new area. These cities were Dora, New Holland, and Monument City. Some of these people had to



This is a current photo taken of where Monument City use to be. (Author Provided Photo)

leave their houses and other property behind or if possible move their house up to higher ground which several residents ended up doing. My wife's grandmother (Mary Jo Pefley, formerly Mary Jo Wright) was raised in Monument City as her family had a grocery store located in the middle of town that also provided a hangout for the local residents and adjoining neighbors. She lived in Monument from years 6 to 9 along with her parents, grandmother, and sister. She recalled there being around 16 to 17 houses, a church, and school all located in the town. She said their store was a favorite amongst the locals as several would come in daily to drink coffee and catch up on the daily happenings. Her family had relocated a few years prior to the lake being developed so she didn't have to experience the removal or relocation of their home.

After hearing this news, one might think this seems like an exciting place to visit and wonder what you could actually see or find if you came to here. You will see some old foundations, some bricks left behind, a few old clay tiles, or like some local fishermen that frequently fish the area you might even find a bone that was left behind when they moved the cemetery up to higher ground! Just a small hint: you can actually see this area every winter when the lake is dropped to winter pool (and see it much better) but for now we will allow Monument City to soak up this attention and let everyone know more



This is a photo taken at the Interpretive Center. This light up map shows the layout of the Salamonie and details where everything is located on the lake. The background of the photo shows an aerial photo of the lake. These can be seen by visiting the Interpretive Center at the Salamonie Reservoir. (Author Provided Photo)

about this once small, close-knit neighborhood. It may look like a bunch of weeds and old foundations lying around but for this one summer Monument City rose from the ruins and shared a little of its history with you.

Following is a list of events upcoming here in the Greater Lakes of the Wabash River. The Bozarth's Crappie Tournaments are scheduled for September 15th and then conclude with our annual classic on September 29th. For more information call (765) 981-4522. The Salamonie Reservoir will be hosting a 2 day trapper education course on October 6-7. This event, partnered with the Indiana State Trappers Association volunteers, allow one to become better educated about trapping. For more information contact the Upper Wabash Interpretive Center at (260) 468-2127.



This is an aerial photo taken of Monument City before the Salamonie was built. (Author Provided Photo)

## Bozarth Country Store

On The SALAMONIE RESERVOIR

Fishing Tackle Hunting Equip Camping Supplies Boating Equip <b>Save BIG</b>		<b>LARGEST Selection of Cast Iron</b> BOZARTH 2012 CRAPPIE TOURNEY Sat. September 29 Info Call Ryan 765-981-4522
-----------------------------------------------------------------------------------------	--	---------------------------------------------------------------------------------------------------------------------------

SEASONAL CAMPSITES AVAILABLE

Seasonal Rates - Full Hookups  
**"SIGN UP NOW"**

1 mile east & 1 mile north of Lincolnville

We Have A Large Breakfast & Sandwich Menu

Campstore / Grocery Fishing Tackle, Live Bait & License Camping & Hunting Supplies Cold & Hot Drinks Ice - Pizza - Sausage - Hot Dogs Snacks & Sandwiches	<p style="text-align: center; font-weight: bold; font-size: 0.8em;">Hunting Check In Station</p> Banquet Room w/Kitchenette Arcade Game Room Showers (All Year) Boat Storage (Inside) LP Gas Refill Station
--------------------------------------------------------------------------------------------------------------------------------------------------------------------------	-------------------------------------------------------------------------------------------------------------------------------------------------------------------------------------------------------------------------

765-981-4522  
7309 East 400 South  
Wabash County  
Lagro, IN 46941

We Proudly Carry Bass Pro Products

Save on Shipping

Open All Year - 6:00 AM to Dusk

**RIPLEY COUNTY-MICHIGAN RD- 21.8 AC W/ SHARED 14AC LAKE, 17 WOODED AC, ATV TRAILS \$147,000**

**MICHIGAN RD- 62.9 AC W/SHARED 14AC LAKE, 53 AC WOODED \$325,000**

**375 SOUTH DILLSBORO 108 SECLUDED AC W/2 CREEKS & 2 STOCKED POND. 27 TILLABLE AC IN HAY. \$359,000**

**NEW!!COUNTY ROAD 875 N BATESVILLE-62 AC W/LAUGHERY CREEK & RIPLEY CREEK FRONTAGE. 8 AC TILLABLE, BALANCE WOODED. LOTS OF TRAILS, GREAT CAMPING & HUNTING. SMALL POND. \$260,000**

**SWITZERLAND COUNTY-111 DETOUR RD-112 AC, HUNTER'S CABIN, OLD BARN & CREEK FRONTAGE \$195,000**

**7473 MARKLAND PK VEVA- 16.4 AC \$41,000**

**JEFFERSON COUNTY-8000 VERNON RIDGE RD- 91 AC W/SEVERAL CREEKS, 2 SMALL PONDS, A PROVEN PRODUCER- 1 DEER OVER 225" \$181,000**

www.woolumrealestate.com

Steve Woolum, Broker  
John Boyken, Agent  
812.689.3333  
Versailles, IN 47042



# Fishing Lake Michigan



by Capt. Mike Schoonveld

## Squirrel Tails Wanted

Hunters have always been recyclers. Sure, they bring home meat for the table, but many put their harvested game to use in other ways. The hides from deer makes wonderfully soft, supple leather. Antlers and hooves can be used to make useful tools. What young rabbit hunter hasn't kept a lucky rabbit's foot in his pocket - lucky for him, not so much the rabbit.

Squirrel hunters can have the chance to do another sort of recycling. Long ago Todd Sheldon, owner of Mepps Fishing Lures was fishing Wisconsin's upper Wolf River with Mepps Spinners. He'd caught his limit of trout and was heading back to his car when he met a boy who also had limited out fishing with Mepps Spinners. But, all of the boy's trout were larger than Todd's. This is not something easily accepted by any angler.

Todd noticed the Mepps spinner attached to the boy's line had been dressed up with a tuft of squirrel tail tied to the hook. That's when Todd began experimenting with dressed hooks instead of the plain hooks currently on his lures.

Over the years, Mepps has tried hundreds of materials besides squirrel tail hair, both natural and synthetic but nothing worked so well. Bear hair was tried as well as fox, coyote, badger, skunk, deer, even Angus cow.

The only two tails that provided the pulsating action Todd was looking for were hooks dressed with the hair from squirrel tails and deer tails. Squirrel tail quickly became the dressing of choice for Mepps trout spinners. Big spinners for trophy musky, pike and bass were dressed with bucktail.

Mepps sells thousands and thousands of spinners each year requiring a large supply of squirrel tails. "Squirrel Tails Wanted" reads the carved wooden sign on Wisconsin's Highway 45 north in Antigo, Wisconsin, home of Mepps Lures. The sign amuses some folks, but it intrigues others so much they stop to find out what it's all about. This is fine with Mepps. Visitors are welcome to take a



This sign is an eye-catcher for northern Wisconsin tourists. (Author Photo)

weekday tour.

Especially welcome are squirrel hunters with tails to sell. While Mepps buys squirrel tails from individual hunters, most of their deer tails come from fur buyers or deer meat processors. Mepps does not advocate hunting squirrels strictly to harvest their tails. Depending on the quantity, Mepps pays between 16 and 26 cents each, so doing so would not be a lucrative enterprise. On the barter system, you can double your earnings. Instead of cash, select Mepps Lure products from their catalog. Though you won't get rich, just think how rewarding it would be to catch a bass, trout or other fish with a Mepps Lure you "earned" by recycling the tails from the squirrels you harvest this season.

Indiana's squirrel season has is open so get out and hunt! With a limit of 5 per day your family can look forward to some enjoyable dinners. You can also look forward to some new fishing lures.

Care & Handling of Squirrel Tails (Please follow carefully)

- 1) Do NOT remove the bone from the tail; deboned & split tails have no value.
- 2) Salt the butt end of the tail generously. Use either dry salt or dip in a strong saltwater solution.
- 3) Be sure the tail is straight before drying. Tails that dry curled are useless.
- 4) Keep tails away from flies. Best storage is in a freezer. Do NOT send tails that have been exposed to flies.
- 5) Do NOT put tails in a plastic bag for storage or shipment. They could heat-up and spoil.
- 6) The best time to ship is during the cold months (December, January, February, March), although dried squirrel tails may be shipped anytime.
- 7) Put your name, mailing address and phone number or e-mail address, along with the tailcount inside EACH package.
- 8) Shipping refunded on shipments of 50+ tails. Ship First Class mail or surface UPS only.

No refund on insurance charges, or service fees charged by independent mailing services.

Send your squirrel tails to: **Sheldons', Inc., 626 Center St., Antigo, WI 54409-2496.**

THE END

**Fishermen's Village**  
At Patoka Lake in Southern IN



**BRAND NEW COMFORTABLE One and Two Bedroom Units With Kitchenette**

**317 600-4093 or 812 685-2424**  
[www.patokafishermensvillage.com](http://www.patokafishermensvillage.com)

**PATOKA LAKE BOAT AND MARINE**  
*where every day is a new adventure*



**Painter Creek Cafe**  
**BOAT STORAGE and RENTAL**  
**Top Quality Fresh Bait**

**Complete Line of Camping and Fishing Equipment**  
**Certified Marine Technician (20 years experience)**

7470 S. State Road 145, French Lick, IN 812-936-2000  
1/4 mile from Painter Creek Ramp

**POOR BOY'S COUNTRY STORE**



Patoka Lake Crappie Headquarters  
**Specializing in Crappie Baits**  
• Gas • Diesel • Live Bait  
**Featuring Poor Boys "Almost Famous Ribs & BBQ"**  
• Chicken • Fish Sandwiches • Angus Burger & Fries  
• Breakfast Items • Groceries • Ice

Full Taxidermy Service  
**OPEN 7 DAYS A WEEK 5 AM TO 8 PM**  
476 N SR 145, ECKERTY, IN 47116  
812-338-3151

**Steve's MARINE**  

**BROOKVILLE LAKE**  
1156 W. DUNLAPSVILLE RD. LIBERTY, IN 765-458-7527




**LUND**  **BENNINGTON**  
The Ultimate Fishing Experience



**South Bay**

**CAPTAIN MIKE SCHOONVELD** 

**AFFORDABLE LAKE MICHIGAN SALMON FISHING IN INDIANA**  
**FOR 1 TO 4 PEOPLE**  
**Tackle Furnished, Fish Cleaned**  
[www.brother-nature.com](http://www.brother-nature.com)



**Brother Nature Charters**  
**1-877-SALMON-5**





# Bass Fishing Techniques



by Bill Embry

## Patoka Lake



TopLeft: Fishermen's Village a new business just 5 minutes from Newton Stewart South Ramp on Patoka Lake. Located at 2424 Dillard Road, Birdseye, IN. (Author Photo)  
 Top Right: Patoka Lake Boat & Marine another new business (formerly known as Tony's Marine) is located at 7470 South State Road 145, French Lick, IN. (Author Photo)  
 Bottom Right: Poor Boy's Country Store has been in business at 476 North State Road 145, Eckerty, IN for some time. All of these stores are the best in the area, stop in when you visit Patoka Lake next time.

Patoka Lake area along with many other lake areas in our state has had a tough summer this year. With low water conditions, record breaking heat, and

**Lake Monroe Boat Rental Inc.** LAKE MONROE BOAT RENTAL

Open Daily April-November 7 am to 7 pm

812-837-9909

- Double Deckers (with slide)
- Pontoon Boats
- Jet Skis
- Ski Boats
- Fishing Boats
- Canoes
- Kayaks
- Water Sport Accessories

[www.lakemonroboatrental.com](http://www.lakemonroboatrental.com)

We are located 6 miles South of East 3rd Street in Bloomington, just off of State Rd 446, in the Payson State Recreation Area.

a lack of rain. Patoka is currently about 4.4 ft. below summer pool. Even with the recent, rain, Patoka Lake is still down considerably from previous years.

Spring fishing at Patoka Lake was the best I have ever seen, if you recall my story in the April issue. I have been told the fishing is pretty good now and will improve as we move into fall. I have several tournaments coming up at Patoka Lake; I cannot wait to get back down there to fish. That's what brings me to this month's article.

There are few new businesses, I would like to let you know about at Patoka Lake: **The Fisherman's Village** (317) 600-4093 [patokafishermensvillage.com](http://patokafishermensvillage.com) Their cabins are new, and they have a fish cleaning station for the pan fishermen. Electric hook ups for your boats are just outside the door. They also have larger cabins so bring your family and enjoy! Five minutes from Newton Stewart South Ramp! Hunters welcome! Please check them out on facebook.com!!!! Owner's Janet & Kevin O'Brien are great folks, with your comfort in mind. They want your stay with them to be a pleasurable one. Located at **2424 Dillard Road, Birdseye, Indiana 47513.**

I personally stay here; it's close to the ramp. Close to a restaurant, right next door. They are very clean and safe!

Another new business that I see with a bright future in the Patoka area is...

**Patoka Lake Boat & Marine** formally known as Tony's Marine. Located on 7470 S. St. Rd. 145 French Lick, Indiana 47432. (812) 936-2000. The new owners: Rachel & Brian Baker, Darlene & Larry

Sisson, Stephanie & Gary Woods from Noblesville, Indiana.

These folks have made some great improvements to this location. They renovated the restaurant and the front of the building, adding outdoor seating. The tackle store is growing by leaps and bounds; by this time next year I'm told it will be even bigger & better. Brian is working on boats in the garage; Larry is running the tackle store and carries several bass & crappie baits, minnows, worms, etc. Darlene is busy in the office; it really shows how much they want to make this operation work. If you just want to get away for the weekend this fall please go down & check them out! The Restaurant at Patoka Lake Boat Marine, (formerly Hey Jude's) serves a great breakfast buffet on the weekends!

Now there is another good old boy I have come to know over the years, down that way. That's Dave & Jeanne Howard owners of **Poor boy's Country Store** located at 476 N. St. Rd. 145 Eckerty, Indiana. 47116. (812) 338-3151.

Dave & Jeanne serve up breakfast for the fishermen & hunters every morning. Dave also carries minnows, worms, and some bass & crappie baits, gas food and much more!

All of these stores I believe to be the best in the area. They are the ones that I use when I'm in the area. They are all very good people & believe you me if they weren't I wouldn't say so!

"Good Fishin"

Bill Embry [embrygot2loveit@aol.com](mailto:embrygot2loveit@aol.com)



- Live & Artificial Bait •Ice Fishing Supplies •Fishing & Hunting Supplies/Licenses
- Snacks •Drinks •Sandwiches •Ice •RV Supplies •We Fill Propane •Bird Watching Items
- We offer RV repair 5 days per week...Wed-Sun by Rams Mobile RV Service

Store Hours: Fri-Sat 5 am - 10 pm / Sun - Thurs 5 am - 9 pm

4277 E SR 36 (Corner of 36 & Messick Rd) • Mooreland, IN 47360 • Owner: Scott R. McFalls  
 765-524-6484



# Camping Here & Beyond



by John and El McCory

## The Netherlands to Indiana

Leaving the Netherlands we readied the VW Campmobile for its trip across the

Atlantic. We tried to use up all the perishable food and packed away a few purchases in our luggage we didn't want lost on the freighter. We stayed in a Bed and Breakfast in Antwerp, Belgium after having dropped off the VW at the Belgian lines to be transported to New York City. We'd heard one wants to carry home all valuables in your luggage so they wouldn't disappear in the days until you see the van again.

We took a train from Antwerp to Brussels and got off on to the platform to await the next train out to Ostend, Belgium on the coast. It was my job to go back into the passenger car to check the overhead compartment, seats, and under the seats to be sure we hadn't left anything behind. Nothing was left on board so I headed back out to the electric door. It closed before I could get out and the train started moving. El was on the platform with all the luggage and I was on the train with passports, train tickets and money while the train was moving more quickly through Brussels with one more stop before going on out to the coast. PANIC!!! My bride was left in Brussels. The last time I saw her she was yelling and pounding on the train as it slowly picked up speed.

El was crying so a little Belgian lady hugged and consoled her. If all else wasn't going as planned, El had just put on lipstick and it smudged the lady's white blouse. The lady told El it wasn't a problem and she'd get her on the next train. The lady explained the situation to the conductor that I had been trapped on the previous train with passports and train tickets. He agreed that he could collect what was needed when he got out to the coast and let El on the train. El boarded the train and as it slowly picked up speed, she looked out and saw our luggage still out on the platform. There was nothing for her to do but go on out to Ostend and wait. People on the train said the luggage would follow later.

I, in the meantime, instinctively got off at the next stop, got on the public address system and called for El. Nothing---No El. I went back and forth in Brussels for three hours, stopping and calling for El at each of the three train stations, Nord, Sud, and Midi. Eventually I decided to go on out to the coast and wait as El would arrive if she hadn't already. Remember--who had cell phones in 1966? As I arrived, El was waiting, the luggage did follow her on the next train and she

was playing hearts with a couple of college guys. We bought the fellows sandwiches and drinks and thanked them.

We got on the next boat WITH OUR LUGGAGE headed across the English Channel to Dover, England where we picked up the train to Heathrow Airport near London. It was quite fortunate that the TWA air strike had been settled just a few days earlier and flights were back to normal. There were no delays. Safe and altogether back in the states we flew to Indianapolis. My parents met us with our car we'd left for them to car sit for the three months we were gone. We drove home on Interstate 69 but it suddenly stopped at the Markle exit. The finishing touches from Markle to Ft. Wayne hadn't been completed in September of 1966 so we had to detour home on State Road 1.

We got to a hotel in Ft. Wayne late at night and the next morning went home, changed clothes and went to school and taught all day. We went home to rest up after school before we unpacked. We had used up all the perishable food in the refrigerator, scrubbed it out BUT had closed the door. Upon opening the door that evening we were greeted with beautiful colors of mold staring at us from within the refrigerator. Another lesson learned-scrub carefully, disinfect and LEAVE THE DOOR OPEN.

Quite a trip!!! Great sites, interesting campgrounds and people, pages of history were opened up to us as we saw it first hand, and a lot of learning about one another's likes and dislikes and habits. Nearly forty seven years later we remember that as we drove from the Indy airport that September 7, 1966 we sang, "Back Home Again in Indiana", and each time we cross the border from whichever direction by air, van camper, plane or train we do the same.

In November we'll come back to writing about your questions, researching the latest camping trade magazines and newsletters so all of us can get up-to-date perceptions on camping trends. We all need to share the camping world we enjoy and impart information to one another that we've experienced in our travels or gathered from reading, conversing or by using the internet. Be sure to realize that what we've suggested a few times these last three plus years in the Gad-A-Bout such


as keep busy, write your memoirs and never say, "I'd like to do this or that sometime," DO IT and enjoy the memories. Get out and enjoy places and events and people around you and, if you can, see and experience at least the wonderful natural and geologic formations in the United States. As you take in these sites take time to study how the history of our country may have been made around these sites. You'll be richly rewarded by the memories of these trips or outings.

If you have read between the lines as you have traveled and

camped with us through several countries of Europe and stayed in a few bed and breakfast facilities, we've tried to impart various methods you can save money in day by day dealings. As an aside we experienced several types of toilet paper on our journey. We actually made a collection of scratchy, grainy, smooth, slick, soft, and rough and everything in between. We finally purchased some of our own choosing to carry with us when situations became intolerant.

As for picking up our VW camper---we  
**CONTINUED ON PAGE 31**

### TRY STATE MOBILE HOME PARTS & SERVICE



**LOG HUNTING CABINS.** 12x24 Cash price \$6,328. Rent to own, no credit check. Call for rent to own payment. Madison, IN. Ask for JD. 812-265-0900

### Gilliland Trailer Sales, Inc.

Serving Your Camping Needs Since 1967

New & Used Camping Trailers, Travel Trailers & Fifth Wheels, Look and American Hauler Cargo Trailers



Rentals Available



Large Parts & Accessories Department  
Hitches, awnings, air conditioners and LP gas Full Service Department

2710 N. ST. RD. 9, COLUMBUS, IN 47203  
PH.# 812-546-5432 / FAX# 812-546-5455  
Email: [gillilandtrailer@yahoo.com](mailto:gillilandtrailer@yahoo.com)



## HOOSIER RV Sales Service and EQUIPMENT

Come see us for....

- Golf Cart Sales & Service
- Canterbury Park Models
- Bad Boy Zero Turn Mowers
- Golf Cart Parts & Accessories
- RV Parts & Accessories
- All-Steel Carports & Garages

....and much more!



## HOOSIER RV EQUIPMENT Sales & Service Inc.

Hours: Monday - Saturday 8:30 AM - 5:00 PM

[www.hoosiervandequipment.com](http://www.hoosiervandequipment.com)

5633 S. State Rd. 1, Connersville, IN 47331

(In Everton)

**765-827-5347**

# LOG HOME CENTER

Local distributor of



Located 4 miles East of Noblesville on Rt. 38  
773-3268 or Toll Free 1-800-773-6223



Plan your Indiana adventures at

**www.INDIANAOUTFITTERS.com**

INDIANA'S ONLINE OUTDOOR RECREATION GUIDE

Link up to us at [www.INDIANAOUTFITTERS.com](http://www.INDIANAOUTFITTERS.com)

Find all the info you need  
with this **FREE**  
Indiana Trip Planning Website!



Where do you want to go  
this weekend?

visit **www.INDIANAOUTFITTERS.com**



**FREE! Indiana Cabin Rentals Guide**  
**www.IndianaCabinRentals.com**



Now finding cabin rentals is easy.

Use a clickable map of the state to find a rental cabin!



Looking for lodging with a hot tub?

Want a place by the water?

Find traditional log cabins, historic cabins, floating cabins, camping cabins, and unique rental homes throughout Indiana.



Why settle for a stuffy hotel room when there are options like this?

Rent your own private cabin!



Want a secluded cabin with peace & quiet?

Want a cabin near the heart of the action?



Need a pet-friendly cabin?

Want a basic camping cabin without all the frills?

**www.IndianaCabinRentals.com**

Find specials, pictures & links to cabin rentals around Indiana





SEABEE TIM MAHONEY

## Concerning Construction Battalion Maintenance Unit #624 Part II

by Seabee Tim Mahoney (WWII)

**Editor's Part I Recap:** Last month Tim Mahoney told you about how he went from a high school student to a young 17 year old member of the U.S. Naval Construction Battalion Maintenance Unit #624 leaving Port Hueneme aboard the U.S. Thurston enroute to Hawaii. Then on February 21, 1945 they boarded the U.S.S. Meriweather leaving Hawaii for the last leg of their journey, eventually arriving at Okinawa. Part II begins here.

After leaving Leyte it was again a vacant sea except for us. I'd like to be able to discuss with my fellow Seabees the dinner we had the night before the invasion. Was it really like a Thanksgiving feast or does my mind deceive me? Were we just aimlessly standing around in Compartment D when we heard this:

**NOW HEAR THIS! THIS YOUR COMMANDER SPEAKING TO CBMU # 624!**

**IN THE MORNING THE INVASION OF OKINAWA SHIMA WILL COMMENCE!**

**THIS IS AN ISLAND 350 MILES FROM JAPAN. WE WILL BE FOLLOWING THE MARINES WHO WILL BE TAKING A JAPANESE AIRSTRIP CALLED KADENA. WE ARE ASSIGNED TO REPAIR THIS FIELD AND HAVE IT READY TO LAND AND FLY MARINE F4U COSAIRS IN 10 DAYS.**

**YOU WILL SEE JAPANESE SOLDIERS AND OKINAWA CIVILIANS. THE TOWN OF KADENA CONTAINS APPROXIMATELY 16 THOUSAND PEOPLE. YOU ARE ADVISED TO EAT NONE OF THE LOCAL FOOD AS THEY FERTILIZE THEIR CROPS WITH HUMAN WASTE.**

**WE END THIS BRIEFING WITH "MEET ME IN KADENA".**

After that my mind was in a whirl and I do not remember talking to anyone, going to sleep, awakening, dressing in greens with helmet, carbine, or field



I found this photo in my Dad's photo album, it had many photos in it from his tour of duty in Alaska and Okinawa. He had most all of the names on the back, but did not identify in what order. Tim Mahoney, standing third in from left helped me identify many of their faces to their names. Dad is at the far left, kneeling in front, Tim didn't remember him. CBMU #624 Seabees in the photo are electricians and mechanics on Okinawa 1945. (Ray Dickerson, Sr. Photo 1945)

pack. I was at my hatch the next morning when the thin light of dawn began to filter through the overcast. There were ships of all kinds as far as the eye could see.

Japanese planes were flying in dropping bombs, maybe torpedoes, and I saw many water spurts between the ships. The Japanese planes for the most part were being shot out of the sky. One plane hit the fore deck of the ship next to us, but I could not determine if it was an aimed suicide collision or was shot down. A lot of debris was landing on our ship and the noise was overpowering to the senses.

I was told to open the hatch. Go! The men streamed out and down the cargo net to the LCT which contained two heavily loaded weapon carriers. We were not shot at though there was significant shrapnel coming down on the beach and the land on up was cratered from the shelling from Task Force 51. It was just plain beach and I remember no pontoons on other LCT's. The weapon carriers left us and we were grouped in to three units (six men in mine) and we proceeded slowly forward on hand signals from the bosun or leader in charge. I was on the right outside perimeter. There seemed to be plenty of shell holes on our way to Kadena. It was about a mile but took a long time for us to get there - late afternoon. The air strip was full of shell holes and the town of 16,000 had left before Task Force 51 began with their shelling which left nothing bigger than a brick. Just to the northeast of the airstrip was a configuration of low hills fanning out with squares of rice paddies between them.

The hills were laced with caves that had been made into tombs with a shelf on the rear walls that contained jars with the remains of ancestors. We did not disturb them but took refuge in the caves during the many air raids we encountered. In the late afternoon the platoon leader and another man took me thru the rice paddies to a creek where I was given a password and told that some Japs had been seen earlier and if I saw any I should shoot. I presume he took the other man to the next station.

I stood with my back against this 30 foot cliff, the foot path ran along a creek to my right and left as far as I could see in the dark. I was so still and quiet that small night varmints passed me on the path and I made no move. It seemed like hours and then I heard a noise, quite loud, of something moving through the brush on top of the cliff just to the right of me. I turned slowly lined up my carbine, took a slow breath and held it for the shot. A large white goat

head appeared, looked at me and beat a hasty and noisy retreat. I was so pleased that I had held up my shot. It was awhile before my breathing returned to normal. When the captain of the guard brought my replacement, I was pleased to return to the camp and fell asleep. I believe I had guard duty for the first several nights we were there. I remember awakening in my bunk to a pawing on my chest and a bleating sound to find that Bob Garcia was holding a very small goat to my chest. I awakened another night to excited voices in our tent and found Murphy holding his gun on a Habu snake (*Okinawa Habu snake a venomous pitviper species found in Okinawa, Ryukyu Islands*) raised perhaps 30 inches off the ground. We triangulated flash lights on it and he managed to kill it without hitting us. Our tent was next to Colonel Mass. His tent backed up to a tomb which he could go into during air raids and ours faced the edge of a rice paddy in which we had built a foxhole which was quite a professional job.

I do not remember the tents going up, but they were great so, I am sure they were put up by teams of very capable men. We had canvas cots with dowels on the four corners which held in place a nice secure mosquito netting. We took atabrine every day to protect us from malaria and after a time there was some yellowing of our skin.

During the day the seamen were going back and forth working in the unloading of materials and trucking them back to the base. For some reason I always went to White Beach those first few days, but later I did my share of unloading airplane fuel on the deeper water beaches, which lent themselves for the placement of pontoons and later docks.

White Beach was shallow so LCT's were able to bring in the materials which were lighter and easier to handle. I do recall going up the beach where the Corsair fuel was unloaded. I recall Murphy telling me that Compty was really a horse at handling those drums. We agreed that he went into all work as if he was in training for his job as number one running back for Old Wisconsin University.

There was a radio playing on June 6 and 9. It was there in the early morning that I remember hearing of the Nazi surrender and Roosevelt's death. On hearing of the loss of our President, I wondered how we would be able to go on without him.

There was real silence among the men for awhile and if someone had begun to cry I would have given them a sobbing support.

I did what the journeymen water tenders, ship fit-

**Matt's Custom Guns**  
Hours: Monday - Friday 9 am - 5 pm (Other hours by appointment)

Guns - Ammunition - Scopes - Accessories  
Custom Target & Hunting Rifles - Specialize in Reloading Supplies  
Gunsmithing - Muzzleloading Guns & Supplies

Authorized Dealer for Freedom Arms, Dakota Arms, Nesika, Kimber, HS Precision & Dillon Precision  
3762 N CR 450 E, Connersville, IN 47331  
Ph: 765-825-3418  
Email: mattscustomguns@yahoo.com

"WORTH THE DRIVE" OPEN 7 DAYS

**ED'S TRADING POST**

8012 S. NINEVEH RD., NINEVEH, IN 46164

• Guns • Bait • Tackle • Ammo • Archery & MORE

"THE BIGGEST LITTLE STORE IN THE WORLD"

317-933-GUNS (4867)  
[www.edstradingpost.com](http://www.edstradingpost.com)



ters and electricians told me during the unloading and the placing of water purification units and generators. Chief Sollenberger took several of us to a 20 or 25 foot pole. One of the men was dressed with climbing hooks, climbing belt and tool belt. Chief Sollenberger said, "This is a training session for linemen. Climb the pole." The man attired with the climbing belt went up that pole like a squirrel. The chief tossed me hooks and a belt and said, "put those on and show us what you can do, Mahoney." I was very nervous putting them on: but I made it up and down the pole and was rewarded with "You will be just like a monkey when we are finished". So - - I strung a lot of wire for the tents. My day job. And the shelling and attacks were not over yet.

Each evening before dusk, an Electrician Mate First Class and Seaman first class Garcia and Mahoney would run a check on the landing lights on the South side of the field. Romex cables ran from the generators to the cones holding the lights. If the lights worked from the control, we would locate ourselves in a handy fox hole just off the center of the field. After the raids if the lights did not come on, we would find the shell hole responsible for the short and repair the cable. We had first class supervision.

We did not feel our job was so rough because sometimes the planes came in with only one side of lights on. A Mag 33 pilot told me that taking off during Kamikaze attacks was rough because sometimes they were flying into friendly fire from the ships. I did not tell him about our friendly Puerto Rican anti aircraft gun crews.

When the Army Engineers came in with their big equipment to extend the field in preparation for the B-29's that would bomb Japan, we moved to the Buckner Bay side of the island where we built a first class camp and airfield, Awase. The only downer was that Colonel Mass told us that 625 and 624 would probably be going to Northern Kyushu on October 10, where two more airfields like Yontan and Kadena were waiting for us. So - - - we were happy when the A-bombs were dropped on August 6 & 9 and really happy on the 15th.

High lights of Awase in addition to great tents and food was the 24 seat latrine on the hill with a tarp covering it from the noon day sun. After lunch, it was fully occupied by the men of 624 with both smoke and laughter coming out with gusto.

We had light duty. On an evening when Murphy and I had the duty at Awase Field only one plane came in the early morning hours. We went out to meet it and met the Marine pilot, Tyrone Power. We thought he was a first class guy and enjoyed the bottle of Saki that he gave us. He came from Japan and

CONTINUED ON PAGE 33

## Notes from: Prairie Wolf Gun Repair



by Marshall Smith

### SAFE HUNTING

By the time you read this, hunting season will be in full swing. It is important that at anytime of the year gun safety be observed. Whether it is before the hunt, during the hunt, or after the hunt. In other words, "ALWAYS". As a gunsmith I find to often that owner's of a firearm for hunting or self-defense are unfamiliar or uninformed about the gun's recommended safe handling, and the proper cleaning and maintenance required for the gun. Would you drive your car for 10,000 miles without changing the oil? Or, at least checking the oil? Why do that to your gun? Your safety is important and the gun that has not been maintained can break and may injure you or someone else when it does.

Important points to remember, the gun is always "LOADED" until determined that it is clear. Keep the gun pointed in a safe direction. Keep your finger clear of the trigger until your ready to shoot. Always check the gun to make certain it is unloaded and the safety is on before cleaning, or working on the gun.

Before the hunt you should examine or have examined by a competent professional, every part of the gun. Determine the condition of the gun. Is the gun clean and properly lubricated? Is it free from obstructions in the barrel and the action? Even brand new guns, straight out of the box, need to be examined carefully, cleaned and properly oiled before the first round is fired. With new guns, refer to the owner's manual for proper maintenance and follow those instructions. If you don't feel confident that you can properly disassemble the gun and properly clean it, take it to a gunsmith.

I'm sure he would be glad to clean the gun properly and even teach you how to safely dismantle, clean, and maintain the gun.

During the hunt follow all safety rules. Keep the gun pointed in a safe direction. If loaded, make sure the safety is ON. Only release the safety when ready to shoot your target or game. Keep your finger off the trigger until time to shoot. Keep the gun and barrel clear and clean of debris. Don't shoot a shotgun that has a dented or damaged barrel. Shotgun barrels are thin and easily damaged. Discharging a shotgun with a dented, damaged, or plugged barrel could - will result in a catastrophic failure of the barrel causing injury to oneself or another person. If in doubt, don't shoot. When the hunt is over, be sure to follow the safe handling and unloading procedures recommended by the manufacturer.

After the hunt you still follow all the safety rules. Make sure the gun is pointed in a safe direction and that the safety is on and it is unloaded. Following the manufacturer's recommendations on disassembly of the gun, field strip and clean thoroughly. If in doubt take it to your favorite gunsmith to have it professionally cleaned and inspected. If your putting it away into storage until next season, lightly coat with a good gun oil or a synthetic gun oil which I believe is better. The synthetic gun oils don't evaporate like petroleum based oils which turn to grease or harden on the gun over long periods in storage.

Have a safe and bountiful hunt this year. If you have any questions or comments you can email me at [PrarieWolfGuns@gmail.com](mailto:PrarieWolfGuns@gmail.com).

Marshall Smith  
Prairie Wolf Gun Repair

**Editor's Note:** Marshall Smith lives in Richmond, Indiana. Many of you readers who are Veterans probably already know Marshall, he is the Wayne County Veterans Officer. His office is in the Wayne County Courthouse Annex. He will be appearing in The Gad-a-bout writing about guns and also Veteran related issues. If you have questions about either feel free to contact him. ■

**War souvenirs**  
See Miles or Sharrie  
612 North A Street, Richmond, IN 47374  
Bus. (765) 966-0417  
1-800-686-2769  
[hhq313arty@frontier.com](mailto:hhq313arty@frontier.com)

GLOVES-WOOL-BLANKETS- PINS-PATCHES- BOOKS-BELTS- KNIVES- INCENSE- AND LOTS MORE

**911 DEFENSE**  
NRA Certified Instructor  
*Lethal Lady*  
[911defense@gmail.com](mailto:911defense@gmail.com)  
*Refuse to be a Victim*  
Basic Pistol • Home Firearm Safety  
*Personal Protection in The Home*  
Personal & Group Classes Available  
*Safe Shooting for Individuals & Couples*  
Dee Bennett  
Certified Range Safety Officer  
317-507-1582

**Gun Repair, Shotgun Dent Removal, Cleaning & Inspections, Bore Sighting, Gun Restoration & Refinishing Services & Other Gunsmith Services**

**CALL FOR APPOINTMENT**

**Marshall Smith 765-914-2781**  
6151 Turner Road, Richmond, IN 47374  
[Marshall@MarshallJSmith.com](mailto:Marshall@MarshallJSmith.com)

**SQUARE DONUTS** **Noble Roman's PIZZA** **CountryMark**

Seating for Dining inside or Carry Out

Plenty of Room for Fueling **CountryMark** We Fill Propane Tanks & RV's

4 Grades Gasoline **DAILY HOURS: 5 A.M TO 10 P.M.** 2 Grades Road Diesel

**U.S. 27 NORTH IN LIBERTY, IN • PH: 765-458-0724**

**Woodruff's Supermarket**

10 South Main St., Liberty, IN  
at the Corner of St. Rd. 44 & U.S. 27

**Full Service Meat Department**  
Produce, Dairy, Groceries & General Merchandise

Hours: Monday-Thursday 6 am - 9 pm  
Friday-Saturday 6 am - 10 pm  
Sunday 6 am - 7 pm

"Get Everything You Need At One Handy Location"

**Call Us At 765-458-6213**



# Outdoors Tales



by Phil Junker

## Preparation for deer season

Deer archery season is almost here. It's just a few days on the calendar away, and it's time to make final preparations for upcoming hunts. Preparation is a key to success.

In fact, the urban season for deer already is underway. It was scheduled to start Sept. 15, and Indiana's youth hunt weekend is Sept. 29-30. Archery season opens Oct. 1 and will continue through Jan. 6.

Modern firearm season is scheduled Nov. 17 through Dec. 2. Muzzleloader will be Dec. 8 through Dec. 23, and the special antlerless hunt in the state's bonus counties will be Dec. 26 through Jan. 6.

Preparation is important to any type of hunting and deer are no exception. Advance planning and effort definitely can make a hunt more enjoyable and increase the chance for success.

My outdoor writer friend Tammy Sapp has posted some tips to get ready for opening day. These suggestions will increase one's chances of tagging a deer, and making the opening more enjoyable, even if you don't harvest a whitetail the first day.

Tammy regularly posts hunting and other outdoor information, including education, on the web at: [Kalkomey.com](http://Kalkomey.com). It's well worth checking out.

The triple digit temps may have fooled you into



Preparation for deer hunting usually make you trip to the woods more enjoyable and also increases the hunter's chance of putting venison on the table. (Author Photo)

thinking that summer is never going to end, but the fact is early season waterfowl, dove and big game seasons are just around the corner. Squirrel season is already here, early waterfowl season just days away, and deer archery season also is eminent with the special urban zone hunt starting Sept. 15.

With these season openers right on our heels, make sure you set aside time to get ready. Tammy jotted down nine tips to help you prepare.

1. Practice with your bow, sight in your rifle or pattern your shotgun (wear your hunting clothes to keep it real).
2. Inspect your gear. Replace whatever is worn

out, broken or doesn't fit.

3. Treat your hunting clothes so they are scent-free and repel ticks.

4. Review your hunting regulations to brush up on the basics and learn about any changes.

5. Buy your hunting licenses, permits and stamps.

6. Get permission to hunt private land. If you already have the go-ahead, touch base with the landowner for last minute instructions and intel on wildlife populations and their travel patterns.

7. Scout the area you plan to hunt. Study your maps.

8. Set up and inspect tree stands and blinds. Make sure your fall-arrest system is shipshape.

9. If you're a new hunter or plan to introduce one, don't forget about taking a hunter safety course or bowhunter education course.

In many states, you can enjoy the convenience of taking a hunter education course online at [www.hunter-ed.com](http://www.hunter-ed.com). The training offered at this site is approved by the state agencies responsible for hunter education, and it's the same material students learn in the classroom.

If you're a bowhunter looking for safety and skills training, check out [bowhunter-ed.com](http://bowhunter-ed.com). The content for this course was developed in conjunction with the National Bowhunter Education Foundation, and it's approved by all states that require it.

Even better news: studying at [hunter-ed.com](http://hunter-ed.com) and [bowhunter-ed.com](http://bowhunter-ed.com) is free. If you or your student must be certified before buying a hunting license, you pay a one-time fee that is due only if you pass the test. Online hunter safety courses are available in participating states, so visit [hunter-ed.com](http://hunter-ed.com) or [bowhunter-ed.com](http://bowhunter-ed.com) to take a course specific to your state.

Several states require students to pass an online course and a field day to complete all hunter or bowhunter education requirements. Field days are designed to offer hands-on lessons in how to be a safe hunter. Before you take your online course, check your state's hunter education requirements. If you are required to attend a field day, make sure there is one available.

CONTINUED ON PAGE 35



## KNIGHTSTOWN MEATS AND CATERING

8037 South County Road 575 West, Knightstown, IN 46148  
765-345-2410 or 1-800-718-6010

Directions: 1 Mile North of U.S. 40 on County Road 575 West — East of Knightstown

<b>DEER PROCESSING</b>	<b>\$85.00</b>	(skinning, cleaning, cutting, wrapping & freezing)
<b>CAPE FOR MOUNT</b>	<b>\$20.00</b>	(cape must be picked up within 24 hours of drop off)
<b>SKULL CAP OR HIDE</b>	<b>\$10.00</b>	(hide must be picked up within 24 hours of drop off)

Summer Sausage	\$6.00/Roll (Approx 2# Roll)	Snack Sticks w/Cheese	\$7.50/lb. (10 sticks/#)
Summer Sausage w/Cheese	\$6.50/Roll (Approx 2# Roll)	Cheddar Cheese or Jalapeno Cheese	
Cheddar Cheese or		HOT Snack Sticks	\$7.00/lb. (10 sticks/#)
Jalapeno Cheese or		Deer Bacon	\$3.00/lb.
Habanero Cheese		Deer Bratwurst	\$2.50/lb.
Salami	\$6.50/Roll (Approx 2# Roll)	Skinless Smoked Sausage	\$2.75/lb.
Bologna	\$6.50/Roll (Approx 2# Roll)	Smoked Ham	\$15.00/ham
HOT Summer Sausage	\$6.50/Roll (Approx 2# Roll)	Jerky (made from whole Round)	\$12.50/lb. (on dry finish wt.)
Snack Sticks	\$6.50/lb. (10 sticks/#)	Add Beef to Ground	\$3.50/lb.
		Add Pork to Ground	\$2.50/lb.

**DEER TRIMMINGS:** We accept CLEAN, BONELESS, FRESH OR FROZEN deer meat for processing into products. Please use clear plastic food grade bags or containers or buckets to store your fresh meat. We will NOT accept meat in trash bags because of chemicals used in the production of these bags. We also need the metal tag number for any trimmings.

Note: Jerky is made from the whole round. If you want jerky made bring entire ham leave whole with bone in.

**24 HOUR DROP OFF COOLER AVAILABLE  
(BEFORE DROPPING OFF MAKE SURE DEER HAS METAL TAG)**

Hours of Operation: Monday-Wednesday-Friday 8:00 A.M. - 6:00 P.M.  
Tuesday-Thursday 8:00 A.M. - 5:00 P.M. Saturday 8:00 A.M. - 12:00 PM  
(Extended hours during Firearm Season - Open Sunday during Firearm Season)

[www.Ktownmeatsandcatering.com](http://www.Ktownmeatsandcatering.com)





# Treasures of the Earth Gem & Jewelry Shows





We're on our way to your area!. (Van Wimmer Photo)

## 14th Annual Indianapolis Fall Bead, Gem, Mineral & Jewelry Show October 5-7, 2012 by Van & Rose Wimmer

If you come to our 14th Annual Indianapolis Fall Bead, Gem, Mineral and Jewelry Show on October 5-7, 2012 the hours are 10 a.m. to 6 p.m. on Friday and Saturday and 11 a.m. to 5 p.m. on Sunday.


**"ACROSS FROM COURTHOUSE"**

**HOURS:**  
Tues - Sat  
5 am to 1 pm  
Sundays  
6 am to 1 pm



**Home Cooked Meals**  
**Dine-In or Carry-Out**

**LIBERTY RESTAURANT**  
7 West Union St., Liberty, IN 47353  
765-458-5223




## Treasures of the Earth Gem & Jewelry Shows

[www.toteshows.com](http://www.toteshows.com)

### 14th Annual Indianapolis Fall Bead, Gem, Mineral & Jewelry Show

Indiana State Fairgrounds - Ag/Hort. Building  
1202 East 38th Street - Indianapolis, Indiana

## October 5-7, 2012

Friday & Sat 10am-6pm Sunday 11am-5pm

Admission \$5 Ticket good all 3 days  
Children under age 16 Free - Hourly Door Prizes  
Custom work & repairs while you wait - Food Available  
Beads - Pearls - Minerals - Fossils - Silver & Goldsmiths  
Displays by 500 Earth Science Club & Indiana Bead Society  
Continuous Silversmithing classes & Lamp work bead making



From left to right: Michael Wimmer, Rose Wimmer, Van Wimmer and Jeffrey Wimmer. (Van Wimmer Photo)

Our show will be held in the Ag/Horticulture Building located in the Indiana State Fairgrounds at 1202 E. 38th Street, Indianapolis, Indiana.

The admission is \$5 per ticket, there is no admission charge for children under sixteen (16).

You can find out more information by visiting our website: <http://www.toteshows.com> or by calling (540) 384-6047.

Collectors and jewelry enthusiasts will be able to find some of the most unique gems and beads from around the world this weekend in Indianapolis.

The 14th Annual Indianapolis Fall Bead, Gem, Mineral and Jewelry Show will showcase national dealers, several of whom make regular trips to countries as far away as Russia, Bali, Brazil and China for gemstones and beads.

Dealers who sell jewelry and similar items in the show must make part of their products to get into the show.

Some of the rarer stones that dealers will bring include alexandrite, named after the Russian Tsar Alexander II and first discovered in emerald mines near the Tokovaya River in Russia.

Another unusual stone that will be available is Larimar, found only in a one-square-mile area on an island in the Caribbean. Another is actually a sea shell called Spiny Oyster which is made into jewelry by American Indians.

There are a lot of interesting things like this at our show that you won't see at a jewelry store. That's why we get a lot of repeat customers.

An item likely to be popular at the show will be beads, particularly those sold by Canton Collectibles, a Martinsburg, WV company whose owner brings back high-quality beads & pearls from China.

We try to keep bead dealers that only deal in first-quality beads, not the fake stuff. Mei Leung of Canton Collectibles is one of them. Her beads are made of real stone, and she also has high-quality pearls. She's building a fantastic business for her-

self.

**Other services and products at the show include:**

Custom-made jewelry and jewelry repair or alterations by gold and silversmiths.

Wire wrap, wire sculpture and gem trees, some of which the dealers demonstrate making at the show. Show goers often bring stones to have mounted.

**Classes will be available.**

Mineral and fossil dealers, who will sell rocks from \$1 and up.

Magnetic beads & Custom-bead stringing.

The 500 Earth Science Club and the Indiana Bead Society will both have displays at the show.

We hope you enjoy our shows as much as we do providing them for you. Have a great day and be sure to visit us at the **10th Annual Show October 26-28 in Harrisonburg, VA** at the Rockingham County Fairgrounds at 4808 S. Valley Pike on U.S. Rt. 11, 1/2 mile south of Harrisonburg off I-81 between Exit 240 and 243 in the Commercial Exhibits Building from 10 a.m. to 6 p.m. on Friday and Saturday and 11 a.m. to 5 p.m. on Sunday.

Check out our Website [www.toteshows.com/](http://www.toteshows.com/) for a complete list of upcoming shows, Door Prizes & Mailing List, Links to our show dealers, Link to the Morefield Gem Mine in Virginia, Dealer Participation Information, Gem Trees, Crafts & Jewelry by Rose Wimmer This section contains photographs! Free Rock & Mineral Pronouncement Guide, Free Stone Polishes Guide, Description of Larimar-Jewel of the Caribbean, Description of Septarian Nodule, List of State Gemstone, Mineral & Rock, List of State Fossil, List of Birthstones, List of Anniversary Gifts, Our wire that we use, Scouting Geology Merit Badges, 4H Geology - Self Directed Projects and Premire List of Shows.

Van Wimmer, Show Director - Treasures Of The Earth Gem & Jewelry Shows, 5273 Bradshaw Road Salem, VA 24153 Telephone: (540) 384-6047

Website: <http://www.toteshows.com/> E-Mail: [van@toteshows.com](mailto:van@toteshows.com)



Rose at work making a tree. The stones are real gem stones. The wire is a non-tarnish craft wire. The base is a mineral specimen. (Van Wimmer Photo)



# Happenings in Metamora, Indiana



by Janice Hunsche  
Owner of Kaleidosaurus Books

## Metamora, Indiana Activities for October

Metamora has something for just about everyone in October. Starting off the month of October is the **42nd Annual Canal Days**. This year the dates are **Oct 5-7 from 10am-5pm**. It's a don't miss for many people. There are hundreds of small vendors selling antiques, original art, flea market stuff, crafts and more. If you don't feel like driving and parking out in the far cow pasture then take the train. Every year the Whitewater Valley Railroad in Connersville runs the **Metamora Canal Days Limited Train Excursion**. On Friday, Oct 5 the train departs from Connersville at 10am with a 2 hour layover. Saturday and Sunday both have departures at 10am with a 4 hour layover and 12pm with a 2 hour layover. There is one return trip for Saturday and Sunday at 3pm. It's a great way to enjoy the festival!

What would October be without the fall foliage excursion train? While the leaves may not be as colorful this year due to the drought, the Whitewater Valley Railroad will be running the **Fall Foliage**

**Flyer** every Thursday and Friday in October, except Oct 5. The train departs the Connersville station at 10am and returns by 3pm.

The village of Metamora loves **Halloween**. The stores are decorated with spooky decorations and there are ghostly tours, spooky cruises, pumpkin trains, and safe trick or treating. On **Oct 12, 13, 19, 20 from 7-10pm** the village will be offering a fun evening of ghosts and ghouls. The evening starts with a hay ride followed by a haunted tour of the town. **Cost is \$5.00 per person.**

The **Ben Franklin III** offers **Spooky Halloween Cruises on Oct 13 and 20**. Cruise times are **7:30, 8, 8:30 and 9pm**. The canal boat will be decorated and the staff dressed in costume. There will be a storyteller on board recounting ghostly tales of the past and children will receive a sweet treat at the end of the cruise. **Cost is \$5.00 per person.**

The Whitewater Valley Railroad is once again running the **Pumpkinliner**. This excursion train departs from **Connersville Oct 27 and 28 at 10:01, 12:30, 2:30 and 4:30**. The train ticket includes a round trip train ride, hay ride to and from the pumpkin patch, and a pumpkin for each child 12 and under. **Tickets are \$9.00 for kids age 2 and up. Reservations are recommended. (765) 825-2054**

Halloween wouldn't be the same without **Safe Trick or Treating**. This year it's **Saturday, Oct 27 from 5-7pm**. The shopkeepers provide a safe place for kids, both big and small, to show off their costumes and give small treats for the little ones.

We still have the usual events in the schedule as well. The **Twilight Limited Train to Dinner is Oct 5 and 19**. The train leaves the Connersville station at 6pm and travels to the **Laurel Hotel for dinner**. Cost is \$29 per adult and \$15 for children. **Reservations required. (765) 825-2054.**

The Open Jam Session with the **Baggy Bottom Boys is Oct 10th from 6-8pm** at the Cat and the Fiddle. Acoustic Final Friday is Oct 26 at the Lover's Lane Stage. Sign up is 6:30pm with the show from 7-11pm. **Free.**

Winter is just around the corner and with it cold weather. As a result two popular attractions will be

closing for the winter and will return with the warm weather in 2013. **The last Wild West Train of the season is the weekend of Oct 20 and 21.** Please note the train will be running both Saturday and Sunday. The train departs from Connersville at 12pm. As usual the **Circle D Rangers** are protecting the train and holding a shoot-out in Metamora. **October 28 is the last day for the Canal Boat rides.** Rides are on the hour from 12pm-4pm.

So if you're looking for a fun day trip stop by and see us.

**Amish Cheese House**

**CLAYBORN ST, METAMORA, IN  
MAP NO. 105**

**CHEESE - POTTERY - FLORAL  
RADA STAINLESS KNIVES & STONE WARE  
SUGAR FREE JAMS, JELLIES,  
CANDY & SPICES**

**Robert Austen 765-932-3492  
Home 5417 E. 600 S., Rushville, IN 46173**

**LAUREL HOTEL RESTAURANT**

200 E. PEARL ST. LOCATED 1 BLOCK OFF SR 121 IN THE QUAIN HISTORICAL TOWN OF LAUREL, IN

- PAN FRIED CHICKEN
- CHAR-BROILED STEAKS
- SEAFOOD & Much More

• Seafood or Country Buffet, **Fri. - Sat. 4 - 9 P.M.**  
• Full Menu, **Sunday 11 A.M. - 8 P.M.**

MENUS AVAILABLE, ALSO CHILDRENS MENU  
FAMILY DINING — LARGE BANQUET ROOM  
RESERVATIONS WELCOME 765-698-2912

Closed MON-TUE HRS: WED-THU 11am-9pm / FRI-SAT 11am-10pm / SUN 11am-8pm  
**LESS THAN 10 MINUTES FROM METAMORA**



**Metamora, IN**  
The last Wild West Train of the season is the weekend of Oct 20 and 21. Here the Circle D Rangers at left, ornery looking aren't they. The Rangers protect the train and hold a shoot-out in Metamora.



The Ben Franklin III clears the only operating canal aqueduct in the United States it carries the canal water over Duck Creek. Two horses pull the boat from the toe path at right along the canal.

(Photos by Ray Dickerson)

**Used Adult Books  
Children's Books  
Puzzles for all ages  
Wooden Toys  
Science and Craft Kits  
Games**

**Where imagination meets fun**

**Duck Creek Crossing  
Hours: Thursday and Friday 10 am - 4 pm  
Saturday 10 am - 5 pm / Sunday 11 am - 5 pm**

**Metamora, Indiana  
765-647-5309**

**Klemmes Corner United Church of Christ**

**Annual Fall Festival**

**Oct. 7 • 11 a.m.-4 p.m.**

Chicken dinners • Hayride to pumpkin patch  
Kids Games • Music • Crafts  
• Bake Sale • Silent Auction • Basket Raffle

I-74 to St. Leon Exit, go north on SR 1 to St. Peter Rd., follow the Klemmes Corner signs

**HEARTHSTONE FAMILY STYLE DINING**

Located on U.S. 52 At The East End Of Metamora  
**"OPEN WEDNESDAY THRU SUNDAY AT 11 A.M."**

Specializing In Pan-Fried Chicken, Country Cured Ham Catfish And Char-Broiled Steaks

**FRIDAY SEAFOOD BUFFET**  
4:00 P.M. to 9:00 P.M.

**SATURDAY COUNTRY & SEAFOOD BUFFET**  
4:00 P.M. to 9:00 P.M.

**SUNDAY COUNTRY BUFFET**  
11 A.M. to 8:00 P.M.

**GROUP RATES and RESERVATIONS AVAILABLE**

**PHONE AHEAD FOR CARRY-OUT MEALS CALL 765-647-5204**  
**OPEN 5 DAYS WED-THUR 11 AM - 8 PM / FRI-SAT 11 AM - 9 PM / SUN 11 AM - 8 PM**





Through the efforts and hard work of the Franklin County Antique Machinery Club committee, Bud Kiefer, John Renck and Mike Wilson, the 19th Century windmill tower and motor donated by the Don and Dale Harvey family farms and the fan donated by Tracy Porter, the restoration has been accomplished and can be seen on their grounds. (Franklin County Antique Machinery Club Photos)

## Franklin County Antique Machinery Club

Submitted by Robert & Deborah Andrews

Photos Submitted by Stephanie Ison (USACE)

Franklin County Antique Machinery Club is proud to exhibit the latest historical addition to their grounds.

Our club was fortunate to have the Don & Dale Harvey Family Farms donate to us an early 19th century windmill tower with motor. Tracy Porter was generous to donate a fan. Eventually a tower stand was fabricated near the top of the tower for maintenance purposes. We had volunteers digging the holes for the tower legs, pouring concrete, setting the 40 ft. windmill tower and fan with a boom truck.

Now the next challenge came trying to find a complete pump apparatus for the operation of pump-

ing water with the help of the fan. After several weeks of flea marketing and contacting knowledgeable individuals on pumping apparatuses we finally took three pumps to make one.

The windmill was completed around mid-August of this year and does pump water.

We want all generations to come to our show to share a love for agriculture history from the 1900's to present time.

Through the efforts and hard work of the committee, Bud Kiefer, John Renck and Mike Wilson the restoration took place.

Accordingly to the Harvey family, the windmill had not been in operation for 50 years or better.

## 18th Annual Franklin Co. Antique Machinery Show

The Franklin County Antique Machinery Show will be held on September 27-30, 2012 at 11225 County Park Road just south of Brookville, IN.

Admission is \$3.00 per person, Children under 12 admitted Free.

Featuring lesser known classics, tractors and related equipment plus gas engines. Hosting, Sheppard Diesel Club National Show.

Enjoy the day seeing Corn shredding, Soap making, Broom making, Homemade ice cream, Tractor games, Saw mill, Steam engines, Threshing, Flea market, Crafts, Hay baling, Summer kitchen, Primitive camping, Church services and much more.

Thursday and Friday night Antique tractor pull. Saturday night horse and pony pull

For more information contact: Mike Wilson 765-647-4861 M-F days or Roger Pettit 513-385-7128 (Flea Market). Visit website [www.fcamc.org](http://www.fcamc.org) or Facebook [www.facebook.com/fcamc](http://www.facebook.com/fcamc).

## History of the Antique Machinery Show

The Great Franklin County Antique Machinery Show began forming in July of 1994 at the Franklin County 4-H Fair, where exhibitors got together and recognized a huge interest shown in their antique

machiner. The seed was planted.

Shortly thereafter in the fall of 1994, a group got together in Dan Dorrel's kitchen and decided to form their own organization to be named, 'The Franklin County Antique Machinery Club.'

We decided to advertise for fellow antique machinery enthusiasts. Tremendous numbers of people responded. The date was chosen to be the last weekend in September for the three day event. September 29, 30 and October 1, 1995 was the date of our first annual show.

The first year, we came with over 200 tractors and 75 hit & miss engines, four steam engines and 26 miscellaneous demonstrations. The turnout was an enormous success with new membership over 300.

Since then, the club has grown to almost 800 members. But including a family membership, of a husband, wife and children under 16 years of age, we estimate close to 1600 people participate at only \$5 per membership per year.

Many new things were added, and the show advanced to a four day event. People began coming from all over the United States. Students and public alike could see working demonstrations such as rural electric generators, broom making, soap making, horses, mules, ponies, petting zoo, steam engines, hit and miss engines, antique tractors, trucks and automobiles as well as numerous other items, each reflecting a unique historical perspective.

In 1998, an old-time kitchen was added, showing how people cooked on wood stoves with a live demonstration. A horse pull was added to Saturday's event schedule. School Day was created with children from local schools admitted free for the day. All were served home-made ice cream and cookies. Over 300 children participated. The success of that first School Day grew to 1,00 the next year. A larger old-time kitchen was added to showcase how potatoes were grown. The potatoes were dug up using a horse-drawn potato plow - the children were allowed to pick the spuds. Many were amazed to learn potatoes grew in the ground. (Some thought they came from McDonald's.)

We hope you enjoy our show and our community. You have touched our hearts by allowing us to share our history, knowledge and education with you. Thank you for your support!



15179 Old State Road 101 • Liberty, IN 47353  
**765-458-7431 ext. 221**  
 Web Site: [www.kentsharbor.com](http://www.kentsharbor.com) E-mail: [lodging@kentsharbor.com](mailto:lodging@kentsharbor.com)



OPEN ALL YEAR!!

**"Come enjoy the Fall Colors with us"**

Sagamore Resort Rates (April—October 31)	
Studio Apartment—sleeps 4	\$159
One Bedroom Unit—sleeps 4	\$189
Two Bedroom Unit—sleeps 8	\$259

- Harbor Links Golf Club
- Transient Boat Slips
- Swimming Pool
- Boat Rentals





This gorgeous sunrise met us as we left the dock heading for Lake Ontario fishing trip with Captain Matt Yablonsky. (Author Photo)



Benjamin Marques with Captain Yablonsky holding one of his big catches of the day. (Author Photo)

# Outdoors



With Rich Creason

## Salmon and Smallmouth Provide Great Trip

We had just arrived at the big red "X" on the water surface where we were going to fish on Lake Ontario, just out of Olcott, New York. Captain Matt Yablonsky was setting out the second line behind the boat. My wife Susie, our daughter Angi, and seven year old grandson Benjamin were getting ready for our great adventure by putting on sunscreen, getting a drink, and a quick snack while waiting for the captain to finish getting all the lures in the water. None of us were paying attention to the line peeling off the reel of the first pole.

"Fish on!" Matt yelled when he looked that direction. I immediately grabbed Benjamin, sat in the chair, and handed him the rod. We had already schooled him on how to raise the rod tip up, then reel line in as he let the tip back down. He tried to raise the rod up, but it wouldn't budge. I reached around him, grabbed the handle and lifted. It came up slowly. Something big was on the other end!

He reeled in line as I let the tip back down and we repeated the process. A little line would get back on the reel and the fish would pull it back out again. After a great fight, we finally could see the fish approaching the boat. The captain had the net out, swept it through the water and brought in the first

catch of the day. It was a 14 pound King Salmon. After a couple dozen or so pictures from five different cameras, the fish went into the box. When the excitement died down a bit, the captain continued putting more lines in the water.

We had scheduled a half day trip with Wet Net Charters and continued catching big fish throughout our five hour trip. Taking turns each time one of the rods bent and the reel screamed, we landed a six pound Coho Salmon, a seven pound Lake Trout, and five King Salmon from eight pounds to the biggest of the day, a huge 25 pound King. This monster was on the other end of 500 feet of copper line, plus a lot of backing and he took a lot more line out before it started coming back in. This fish was Benjamin's turn, but the captain told us even with help it would be too big for him. Angi had to land this one. She has been catching big fish with us since she was four, but this fish was almost too much for her. She changed hands on the rod several times to rest her left hand for a few seconds, and would shake her right hand before continuing to reel. Nearly 40 inches long and 22 inches around, this one was going to the taxidermist.

Matt Yablonsky is a USCG Master Captain who fishes year round on Lake Erie, Lake Ontario, and the Niagara River. He offers trips from four to eight hours long for trout, salmon, smallmouth and more. Go to his website at [www.getthenetwet.com](http://www.getthenetwet.com) or call him at 716-550-0413. You can like him on Facebook. The only thing you need besides your licenses is hat, sunglasses, sunscreen, drinks and snacks. And a camera!

When we returned to the dock, Matt hung our catch for photos. He then cleaned our 80 or so pounds of fish so we could take them home for grilling, smoking, and canning. I have already emailed him to see what openings he has in the fall when the big stuff is biting! We will definitely be fishing with him again.

The next day was a different area, different fish, and different techniques. We went out with DRAB6 Fishing Charters and Captain Steve Drabczyk. He is also US Coast Guard licensed and insured. I had fished with Steve earlier this year and was returning

for another round. We would be fishing the lower Niagara River out of Lewiston just a few miles from Niagara Falls. He also charters on Lake Erie.

We loaded the boat at 7AM and headed downriver for about 10 minutes to the Niagara Bar. This is the area where the river ends and Lake Ontario begins. Depth was about 20 feet while just off the Bar, it drops 100 feet. We each had our own pole this time and were trolling minnows and small crayfish along the bottom. For the next couple hours we kept boating smallmouth bass from two to three and a half pounds. Benjamin was able to handle these catches without help, except he didn't like the pincher's on the live bait. He enjoyed playing with the minnows.

Captain Steve then said we would move to Devil's Hole which was about 15 minutes upstream. This is fast water with rapids. We boated up one side of the river, crossed over, and drifted back down the other side. Once again, we were using minnows and crayfish and dragging the bottom. There were a lot more big rocks here and we kept Steve busy tying new sinkers on after we lost them on the bottom. We continued getting bass in the same size range as before.

Benjamin really enjoyed this stretch of the river because the big jet boats kept passing us going upstream with a load of tourists about to get soaked in the rapids. Then they would pass again going




**Mower Sales & Service**

**Cummins Generators**

**Browning Safes**

- Scag
- Stihl
- Echo
- Honda



935 W. CR 115 S, North Vernon, IN 47265

**Phone: (812) 346-3219**

**Fax: (812) 346-2935**

## KOKOMO MARINE SALES & SERVICE







**34 YEARS OF MERCURY MARINE SERVICE**  
**Mercury / Mercruiser Master Technicians**

- Spring Tune-ups • Storage

2000 North Phillips - Kokomo, IN  
(765) 457-2202




**2 Salisbury Rd., Richmond, IN**

### Complete Auto Service

- Tune-ups
- Major engine work
- Brakes
- Cooling system service
- Transmissions
- Towing

Courteous, Friendly Service  
Questions? Just Ask! We're Here To Help!  
Pick up & delivery service available

CALL US TODAY




765-935-3849







Benjamin with Captain Yablonsky holding another photo of one of his big catches. (Author Photo)



The Author with another salmon headed for the smoker, caught on Lake Ontario. (Photo by Susie Creason)



I was helping hold the pole so Benjamin wouldn't let it end up on the bottom of Lake Ontario. He was pulling and reeling. (Photo by Susie Creason)



A good catch for the day. Benjamin here with 1 coho, 1 lake trout, and 5 king salmon. (Author Photo)

back down to get a new group.

DRAB6 fishes for smallmouth, walleye, lake

trout, steelhead, brown trout, salmon and other species available in his area depending on the time of year. In Devil's Hole we picked up a double on sturgeon several years ago. Check out [www.Drab6fish-](http://www.Drab6fish-)

[ing.com](http://ing.com) or call him at 716-807-6248. His e-mail is [Drab6fishing@verizon.net](mailto:Drab6fishing@verizon.net). All fishing tackle, equipment and bait/lures will be provided. He also cleans and packages your catch for free.

If you are doing a half day trip like we did, there are several excellent eating establishments in Lewiston. I have tried six or seven different ones and liked every one. When you finish lunch, you must go to Dicamillo's Bakery right on the main drag of town. We always load us with assorted goodies, especially the coconut macaroons and the biscotti.

As always, before heading on any trip, I checked with the local Tourism Bureau, in this case the Niagara Tourism & Convention Corporation. They can tell you everything about their area including attractions, dining, and, of course, fishing. Go to [www.niagara-usa.com](http://www.niagara-usa.com) or call 1-877-FALLS US. I have worked with these folks for many years and never make a move in this area without checking with them first.

The author may be reached at [eyewrite4u@aol.com](mailto:eyewrite4u@aol.com).

**J's Dairy Inn**  
*A Family Owned Restaurant  
 In Liberty, IN 765-458-5812*

A Family Destination of Boaters, Campers and Hikers Since 1957. Stop in and see us, it wouldn't be the same without you.

**Chicken, Sandwiches, Wings,  
 Shakes & Soft Serve Desserts**  
 (See our complete menu at [www.jsdairyinn.com](http://www.jsdairyinn.com))  
 Hwy 44, One Block West of Traffic Light

Open Everyday 11 a.m. to 10 p.m.-Summer. 11 to 9 - Winter

**Mower Repair & Sales**

**NORFLEET Enterprises**

Full Service - All Makes & Models  
 Mowers • Saws • Trimming  
 Cars • Trucks

Middletown, IN  
 (765) 354-4151

[www.norfleetauto.com](http://www.norfleetauto.com)

**Nurpu**

River & Mountain Supply  
 paddle - climb - trek

**NATIVE WATERCRAFT**

16907 Mystic Rd - Noblesville, IN 46060  
 (317) 773-1560  
 4 Miles East of Noblesville On Hwy 38

**QUAKERTOWN MARINA**  
 WINTERIZING SERVICE

Located on beautiful Brookville Lake at the peaceful North end...Quakertown S.R.A.  
 Liberty, Indiana Ph: 765-458-6490  
[www.quakertownmarina.com](http://www.quakertownmarina.com)

OUTBOARDS	\$ 80.00
I/O INBOARD	\$175.00
WATER SYSTEM	\$75.00
GENERATORS	\$65.00
PULL (Other than Houseboats)	\$30.00
WINTER STORAGE	\$125.00
WINTER STORAGE (Houseboats)	\$150.00
PRESSURE WASH BOTTOMS	\$ 5.00 per ft
SHRINK WRAP	\$10.00 per ft

\*\*\*Cruisers are additional cost\*\*\*  
 ANY OTHER SPECIAL REQUEST IS ALSO CONSIDERED

**REMINDER:**  
 Quakertown Marina also has a "Certified Mechanic" on duty

1974 Somerset Houseboat, 14 X 50 \$35,000.00  
 Must See! Very Nice!!

**BUILT FOR THE LIFELONG PURSUIT OF FUN.**  
 MERCURY EFI FOURSTROKES  
 Power by **MERCURY** "1 On The Water"






Jim and Bob Raymer with their 1st Place Crappies. (Author Photo)



Eric Millsaps and Jason Snyder with their 2nd Place Crappies. (Author Photo)

## Indiana Slab Masters



by Ron Bilbrey

### INDIANA SLAB MASTERS MONROE TOURNAMENT MAY 19, 2012

Saturday May 19th the Indiana Slab Masters visited Monroe Reservoir to fish the 6th tournament of the season. Monroe is located just outside Bloomington, Indiana and is the largest lake in Indiana with 10,750 acres of water surface spread over two counties Brown and Monroe. Water temperatures were rising by the middle of May.

My team partner decided not to fish this tournament and just a few days before the tournament Damon Phillips called to see if I would be interested in fishing it with him. I have fished with Damon several times in the past with a mutual friend and went to Weiss Lake a couple years ago for a week. After meeting with Damon we decided to go down the day before the tournament and pre fish for a few hours as neither of us had been to the lake in a few years. After dealing with mechanical problems for a couple hours we finally got on the water about four o'clock in the evening, with not much time we hit the spots he had marked on the map that he had fished some time ago. It didn't take long to land a 12" and a

15" crappie along with about a hundred smaller fish. We pre fished till dark than headed to the motel.

Tournament morning we were up by four am and headed for the sign in, after stopping for coffee and Ice for the Shiners which were larger than I normally use but we figured it would keep some of the smaller fish from biting, it didn't they just chewed the tails off them. After sign ups and live well checks were over we finally left the ramp, after about 45 minutes we arrived at the spot we had fished the night before. We set up the Drift master rod holders and 16 foot BnM rods with double hook rigs and baited with the large shiners to start with. We caught our first tournament fish around 8:30 and another nice fish about 9:00 then nothing, we moved to shallower water along the bank with a lot of shade and quickly started catching a lot of smaller fish, with no luck there we went back to our brush piles along a creek channel and switched to Jiffy Jigs and Southern Pro tubes tipped with crappie minnows with little to show for the effort. The day was winding down quick as we trolled along some shallower creek channels and eventually moved onto some deep water drops with large brush piles. We had only been in the deep water a matter of minutes when Damon landed a nice 15 inch crappie on a large shiner. We quickly removed the jigs we had switched to and went strictly back to shiners on all 12 hooks. We stayed on the deep water drops the rest of the day with no luck on crappie although we did hook a couple large flatheads which though fun to catch do nothing but make a mess out of your lines.

At the weigh in line we quickly learned we should have stayed in the shallows and looked for stumps and brush. The better finishing teams stayed in shallow water all day and fished as shallow as 18". The top finishing teams from Monroe are as follows.

1st Place Big Fish went to Don Licht and Doug Sikora with a 2.44 lb crappie. This is the third time this year that Don has won big fish in a Slab master tournament. Don and Doug were fishing

the upper end of the lake using Crappie Pro heads tipped with shiners in 3' of water to catch the biggest fish of the season thus far.

1st Place Jim Raymer and Bob Raymer with 9.37lbs. Jim and Bob were fishing the upper end of the lake in 5'-8' of water vertical jigging stumps stake beds and brush with Southern Pro 2.5" tubes on BnM rods.

2nd Place Eric Millsaps and Jason Snyder with 9.27 lbs. Eric and Jason were also fishing the upper end of the lake with Hair jigs and BnM rods tipping their jigs with Shiners, they were fishing 18"- 24" of water.

3rd Place Larry Yates and Doug Allen finished with a weight of 8.41 lbs. and were swimming black and chartreuse Southern pro tubes in 4'-8' of water.

4th Place Tony Williams and Tim Dunigan worked hard to get their 8.0 lb. Stringer fishing with hair jigs and shiners they worked their jigs under floats, spider rigging and swimming them.

5th Place Ryan Rohl and Doug Laake with a total weight of 7.41 lbs. Ryan and Doug spider rigged in the Pine Grove area looking for 3' of water and using medium sized shiners and double hook rigs to finish in the top five for the first time this year.

Monroe proved to be a tough lake for us finishing in 16th place but there were several nice stringers of crappie weighed in and two of the biggest fish weighed in this year as Eric Millsaps and Jason Snyder also weighed in a big male crappie which was well over 2 lbs and several that were real close to 2lbs. I really look forward to next year's Monroe tournament.

At the time of this article September is already upon us and the Indiana Slab Masters 2012 Classic is the next tournament we will fish. The Classic will be on Patoka Lake October 6th and 7th with the end of year banquet held on Friday night before the classic. Following this classic we will be traveling to Kentucky Lake to fish the Crappie USA Classic on October 24th thru the 27th.

The Indiana Slab Masters would like to thank

**We have something to meet all your camping needs!!**

**SALES AND SERVICE OF:**

- Park Model & RV
- Awning & Screen Room
- Camping Accessories
- Golf Cart

**Hours:**  
Monday—Friday  
8:00 a.m. - 5:00 p.m.  
Saturday  
9:00 a.m. - 3:00 p.m.

**We also sell and service lawn and garden mowers and equipment and have a full**

**AUTO service department (includes: alignment and tires)**

**WHITEWATER VALLEY RV'S**  
847 S. State Rd 101  
Liberty, IN 47353  
765-458-7414

**Coupon good for \$5.00 OFF any purchase of \$25.00 or more. (GAD)**

## BARTON'S BAY BOAT STORAGE & SERVICE

10055 SR 101, Brookville, IN 47012 Phone/Fax 765-647-5647  
E-mail: [bartonsbay@bartonsbay.com](mailto:bartonsbay@bartonsbay.com) / Website: [www.bartonsbay.com](http://www.bartonsbay.com)

WINTERIZING ALL BRANDS

Reserve your indoor storage NOW!

30' X 12' COVERED  
STORAGE \$75.<sup>00</sup> MONTH

BUILT FOR THE LIFELONG PURSUIT OF FUN.

MERCURY EFI FOURSTROKES

Power by **MERCURY**  
1 On The Water





Larry Yates and Doug Allen with their 3rd Place Crappies. (Author Photo)



Big Fish winner Don Licht with his 2.44 pound crappie. (Author Photo)



Jim and Bob Raymer with their 1st Place Plaques. (Author Photo)



Eric Milsaps and Jason Snyder with their 2nd Place Plaques. (Author Photo)



Larry Yates and Doug Allen with their 3rd Place Plaques. (Author Photo)



Don Licht and Doug Sikora with their Big Fish Award. (Author Photo)

the club sponsors for 2012 visit indianaslabmasters.com and click on the links button to visit their websites also for the crappie enthusiast visit crappie.com and click on the Indiana forum to keep up with Indiana Slab Master updates which are posted frequently.

Thanks to Team Bilbrey and Mandrell sponsors.



**COLWELL WILDLIFE STUDIO**  
 4346 N Bogardus Rd  
 Austin, IN 47102  
 812-528-3931

**HOOSIER REEL**  
 Cleaning & Repair  
 Ultrasonic cleaning Synthetic lubricants

Cleaning & lubrication \$17.00 per reel  
 Minor repairs, clean & lube \$20 + parts  
 3097 Ash Way, Lapel, IN 46051  
 765-425-6794  
[hoosierreel@gmail.com](mailto:hoosierreel@gmail.com)

**Jays Midlake Bait & Tackle**  
 Now Serving Pizza, Wings & Burgers  
 Delivery available Friday & Saturday Nite

Live Bait  
 Groceries  
 LP Gas Exchange  
 Ice  
 Drinks  
 Snacks  
 Boat Storage and  
 Much more


Owner Jay Bias  
 Now Accepting Credit & Debit Cards  
 1908 W Old 101, Liberty, IN 765-458-7554

**OPEN EARLY DAILY**





Oscar Abner and three other archers aiming at 3-D targets in Frame's Archery Lanes.



Twenty-three 3-D Targets assembled to test your skill. Inset at left actual distance.

# Frame's Outdoor New Indoor Archery Lane Grand Opening 9-29-12

Article and Photos by Ray Dickerson

Just south of Liberty on SR 101 is Frame's Outdoor sporting goods store. They recently opened a new indoor archery range and are having their "Grand Opening" celebration on Saturday September 29th, an all day event.

Here are some of the highlights for the day.

\$6,000 in door prizes, including the following: 7 Day Archery/Rifle Hunt - elk/deer/bear (choice) at Silverbow Outfitters in Libby Montana\*\*, TC Prohunter (18 yrs & older), Bowtech Bow, Free Mount at Vanfleet Taxidermy, Barnett Crossbow, Trail Cameras, Morrell Yellow Jacket targets, Carhartt, Hunting accessories.

\*\*Excludes license and travel fees. Must be accompanied by a regular price hunting partner.

Activities for the day:

9:00 a.m. - 11:30 a.m. Open shooting for Men, Women and kids. Instruction available for test firing compounds and crossbows.

1:00 p.m. - 3:00 p.m. Adult Archery Jackpot/Bionic Buck Shoot. \$25 Entry Fee. Door Prizes.

5:00 p.m. - 8:00 p.m. Wade Nolan - Alaska Adventure. (You will not want to miss this!!)

"Tickets for Wade Nolan Alaska Adventure. Adults \$20, Kids \$10, 12 & under Free. Includes Dinner. Only 200 Tickets available"

Nolan has produced over 130 wildlife/nature and hunting based videos featuring whitetailed deer, moose and brown bears.

His productions have been broadcast worldwide on ABC, CBS, NBC and the BBC. He recently worked on an Alaska-Yukon Moose special with National Geographic TV.

Meet Nolan Wade at Frames in the evening.



WADE NOLAN - Alaska Adventure Be sure to get your ticket to see world renowned outdoorsman/video photographer Wade Nolan in person at Frame's Outdoor Archery Range Grand Opening on Saturday, September 29, 2012. Only 200 tickets available, dinner is included. Visit Wade's website: [www.wadenolan.com](http://www.wadenolan.com) to see more about his life of adventure. (Photo reprinted here with permission)

## Indiana Conservation Officer Hunter Education Class

After talking quite extensively with Oscar and getting a grand tour of Frame's new facility, he told me they were going to have a Hunter's Education class in the meeting room next door. He said I was welcome to stay for it if I wanted to, it would be from 6 to 9 p.m. I told him I could stay for part of it, as I had to get back to Centerville and work on the October Gad-a-bout.

*In order to purchase a Indiana hunting license, anyone born after Dec. 31, 1986, must successfully complete a hunter education class offered by the DNR.*

Shortly there after Conservation Officer Brandon Shoults and Travis Wolley came into the



Some hunting equipment students will become familiar with in the class.

building.

I asked how many young people was going to be in the class. Officer Shoults told me eleven.

Time passed, as it neared five-thirty the young people began arriving for the hunting class. About that time another Conservation Officer arrived, Dave Taylor.

I asked Officer Shoults if we could take a group photo of everyone before the class began, I told him I would be leaving before the end of the class. He agreed to my request.

As soon as all eleven of the Hunter's Education students had arrived, Brandon asked them to come up front for the photo. I looked around for Conservation Officer Wooley, but he was gone.

- Here is a list of the students attending the class:
- Jacob Long, 8 yrs old from Liberty, IN
  - Hollie Towns, 8 yrs old from Centerville, IN
  - Kendall Jones, 10 yrs old from Liberty, IN
  - Payton Hornung, 9 yrs old from W. College Corner, IN
  - Kainen Klein, 10 yrs old from Liberty, IN
  - Logan Moore, 10 yrs old from West Harrison, IN
  - Colten Lutz, 8 yrs old from Liberty, IN
  - Wyatt Long, 8 yrs old from Brownsville, IN
  - Colten Lunsford, 13 yrs old from Liberty, IN
  - Ethan Hornung, 14 yrs old from W. College Corner, IN
  - Jerrod Osborne, 14 yrs old from Brownsville, IN. ■

**VANFLEET'S**

**TAXIDERMY**

WE ARE HAVING AN

**Open House 9 am to 8 pm**

**Saturday Sept. 29th**

AT OUR NEW LOCATION

**881 South SR 101 - Liberty, IN**

( Next to Frames Outdoor )

**Stop in to see Us & put your name in for a DRAWING for \$50.00 OFF of a Shoulder Mount & Pick up a FREE hat while supplies last**

**937-533-0541**

**McCLEERY'S**

**DOG CARRIERS**

**1/2" Treated Floor**

**Walls & Top Insulated**

**Custom Built**

**Boxes & Trailers**

**LEXINGTON, INDIANA**

**812-866-4510**





Oscar Abner, helping thirteen year old Dylan Horn from Connersville sight in a cross-bow at one of the 3-D targets at Frames Archery Lanes.



Dylan did real good, his arrow hit right in the killing zone. I asked him if he had shot a bow before, he told me he had a Mathews Compound & had taken a deer with a gun.



Hunters Education Class for 8-30-2012. Front Row L to R: Jacob Long, Hollie Towns, Kendall Jones, Payton Hornung, Kainen Klein, Logan Moore, Colten Lutz and standing in front of Moore is Wyatt Long. Back Row L to R: Oscar Abner, C.O. Brandon Shoults, Colten Lunsford, Ethan Hornung, Jerrod Osborne and C.O. Dave Taylor.



Conservation Officer Brandon Shoults conducts the Hunter's Education class at Frame's Outdoor. Here he is quizzing the students on hunting and related laws.

**HUNTERS EDUCATION CLASS OCTOBER 6, 2012**

Brent Meadows, owner of Big Daddy's Guns and More, is sponsoring a one (1) day hunters education course on October 6, 2012. It will be held at the Hagerstown Fire Department in Hagerstown, Indiana. It starts at 8:00 a.m. and will end at 7:30 p.m. Again this is a one day course. It is a free class. To register call Big Daddy's Guns and More at 765-530-8060. Class size is limited.

In order to purchase a Indiana hunting license, anyone born after Dec. 31, 1986, must successfully complete a hunter education class offered by the DNR. ■

## Frame's Outdoor

Ph. #765-458-7227



# Archery Range

# Grand Opening !!

Tickets for  
Wade Nolan  
\$20 Adult  
\$10 Kids  
12 & under free  
Includes dinner  
Only 200  
tickets available

## All Day Event-Sat. Sept. 29th

### Pulled Pork sandwiches

Door Prize Drawing after Seminar.  
Must be present to win.

## \$6,000!!!

in Door Prizes:

7 Day Archery/Rifle Hunt - Elk/Deer/Bear(choice) at Silverbow Outfitters in Libby Montana\*\*, TC Prohunter (18 yrs & older), Bowtech Bow, Free Mount at Vanfleet Taxidermy, Barnett Crossbow, Trail Cameras Morrell Yellow Jacket targets, Carhartt, Hunting Accessories

9am - 11:30am: Open shooting for Men, Women & Kids.  
Instruction available for test firing compounds and crossbows

1pm - 3pm: Adult Archery Jackpot/Bionic Buck Shoot  
\$25 Entry fee. Door Prizes.

5pm - 8pm: **Wade Nolan - Alaska Adventure**  
You will not want to miss this!!

Nolan has produced over 130 wildlife/nature and hunting based videos featuring white-tailed deer, moose and brown bears.  
His productions have been broadcast worldwide on ABC, CBS, NBC and the BBC. He recently worked on an Alaska-Yukon Moose special with National Geographic TV.  
\*\* excludes license and travel fees. Must be accompanied by a regular price hunting partner.





**Southeastern Indiana**  
**14 Counties**  
**Over 600 Web Sites**  
**Farms, Vacant Land**  
**Hunting & Fishing**  
**Properties, Residential, Commercial**



Dearborn

**RE/MAX**

Franklin

Ripley

**ADVANTAGE 1**

Union

Ohio

**MarkGinder.Com**

Fayette

Switzerland

**513-505-4775**

Rush

Jennings

Participating with

Shelby

Jefferson



Bartholomew

Wayne

[www.CabelasTrophyProperties.com](http://www.CabelasTrophyProperties.com)

Decatur

Listings viewed in 89 countries !



# Misfires & Snags



by Dan Graves

## Stream, Crick, and River Fishin'

There's an old saying that goes like this. "To tell the difference between a stream, a crick, and a river, if you want to get across one of 'em, you can step over a crick, you'll get one foot wet in a stream, and both feet will be soakin' on a river." I've often wondered by who's authority waterways were determined to be one or the other of the above. Maybe it's through a scientific method, such as:

Measure the average width and mean depth over a certain distance. Determine the mean flow rate over a specific time period, multiply this factor by the square root of the sum of the addition of the first two values, extract the reciprocal of this value and divide by the distance from home plate to the center field fence at the Cincinnati Reds stadium. A value from zero to one third is a creek, from one third to two thirds is a stream and anything greater is a river.

Or, a more logical method would have involved three frontiersmen standing on a bank discussing how they were going to keep their powder dry in crossing.

"Looks like a crick to me."

"Naw, that's a stream."

"You're both wrong. That's a river if I ever saw one." An argument would be settled by using the wet foot method and the waterway would be appropriately named. I've fished all three types and have my own opinions about the outcome of those arguments. For instance, my son and I have traveled quite a distance to fish for trout in the Smoky Mountains of Tennessee and North Carolina. These are all referred to as "trout streams" but are listed on the maps as Abram's Creek and the Cataloochee and Little Rivers. On one trip, after a long boring drive and a grueling trek into the mountains on a dirt goat trail, we arrived at the Cataloochee river in a secluded valley surrounded by mountains. I looked at the feeble waterway rushing by and asked my son where he had got the information that this was a great trout stream.

"Who told you about this, a Chicago used car salesman? A ten inch trout would always have to face upstream because there's no room to turn around in there." Nevertheless, we fished for two days and caught two tiny rainbows about the size

of a shiner minnow. But, the scenery was great, we were the only human population and it was good to spend the time together. However, from that time on I decided to find the best spots on my own without the help of other fishermen, whom I've found to be pretty possessive about their honey holes. They'll lie to you.

Locally, we have such colorful names as Sand Creek, Clifty Creek, Muscatatuck River, Flat Rock River and the White Water River. All of these with the exception of Sand Creek, which can't brag of any water deeper than ten inches, offer some sort of fishing possibilities. However, for me, it has been like having a wart on your nose. You know it's there, but if it doesn't make your eyes cross it's just part of the scenery. That is, until one day you drive over a county bridge for the umpteenth time and notice a hole in a stream that looks like it could hold a fish or two. That happened last summer, so I drove home, broke out a fly rod, returned, flipped a dry fly next to a fallen tree and snagged a respectable small mouth bass. Subsequent casts netted three small rock bass and I had found my honey hole. I thought. Subsequent trips yielded nothing, so I concluded that I had caught the only four fish in the whole stream and they were now smart enough to dig their food only off the bottom.

Since then I've had friends tell about busy times on streams within a half hour's drive that I've ignored all these years. Last week Jim called excitedly to tell me about his day on a stream that to me, was about as conspicuous as a flea on a dog.

"Let's go tomorrow and I'll show you what I mean", he said. The next day I grabbed the 7-1/2 foot Diamond Back, my vest and waders and met Jim who drove us to his spot. After promising him that I would honor his exclusive rights to the fish and not sneak back on my own at a later time, I asked what flies he had the best luck with. "Poppers", he replied.

Poppers? I should have brought the nine foot rod. The 7-1/2 footer works best with dry or wet flies in tight quarters, but this stream had loads of room for long casts, and apparently long casts were required to reach the best spots without spooking the little retards. A fluffy popper on this rod would be like casting a feather duster. Moving downstream, Jim laid down long, smooth casts while I lagged behind whipping the air like I was in a sword fight with an unseen opponent, muttering and making enough noise to wake the deceased. After Jim had caught a couple of fair sized small mouth bass and I had complimented him through clenched teeth, a small mouth that had apparently failed its class in common sense snapped up my fly. I thanked it for taking pity on me and suggested that it restrict its future feeding to whatever it could dig out from under rocks and released it.

That was it for my take that day, but it finally sunk in that small, seemingly obscure streams that have always just been part of the local scenery could offer some fun fishing. Just remember to get permission to cross private property if it's necessary to get to a good looking spot. Your day will be ruined if the seat of your waders are ripped out when you ignore the "Beware Of The Dog" sign.

**J. A. BERTCH & SON**  
INC.

**HARDWARE**  
**PAINT**  
**PLUMBING**  
**ELECTRIC**

51 WEST UNION STREET  
LIBERTY, IN 47353  
**PH: 765-458-5512**

**LITTLE YORK STORE & RESTAURANT**

**REAL FOOD FOR REAL PEOPLE**

AMBER M MADDEN  
CO-OWNER

HUNTING LICENSE  
DEER & TURKEY CHECK-IN

271 N. STATE RD 39  
LITTLE YORK, INDIANA 47170 USA  
Ph# 812-752-3555  
812-498-2216  
812-793-2620  
[foreveramber@c3bb.com](mailto:foreveramber@c3bb.com)

SHOTGUNS HANDGUNS RIFLES AMMO  
Muzzleloaders Scopes Holsters  
Tactical Rifles & Accessories

**MADISON**  
OUTDOORS

*Kimber*  
Master Dealer

See us on facebook  
at Madison Outdoors

**Smith & Wesson**

at the junction of Cragmont and SR 7  
504 West State Street Madison, Indiana 47250  
[madisonoutdoors@yahoo.com](mailto:madisonoutdoors@yahoo.com) (812) 265-9306

**McDonald's**  
Bait and Tackle

Live & Artificial Bait  
Fishing & Hunting License  
Open 7 Days 6:00 a.m.

"Deer and Turkey Check Station"  
Home Processing Supplies  
Excellent Sausage & Jerky Seasonings,  
Casings, etc. — "Check us out!"

15 W. Grant Street  
Knightstown, IN 46148  
765-345-2074

PRE - 1964 WINCHESTER'S & COLLECTABLES  
SOUTHEASTERN INDIANA'S  
LARGEST GUN TRADER!

**GT**  
GUNS & TACKLE

MARVIN L. COLE  
ROBERTA S. COLE  
812-663-2030

1510 NORTH LINCOLN STREET, GREENSBURG, INDIANA 47240

- CASE KNIVES
- DISCONTINUED - WINCHESTER 9422 & 9417 RIFLES
- TRAP GUNS - 17 HMR RIFLES
- RELOADING COMPONENTS
- PROFESSIONAL & REASONABLE GUNSMITH
- NITE LITES

"SPECIAL ORDERS & LAYAWAYS"

*Highsmith Guns*

Sales, Repair & Training  
Best Prices — New & Used  
Certified Instructors  
Ask for Shane or Mark

(317) 462-6290

812 S. State St., Greenfield • [www.highsmithguns.com](http://www.highsmithguns.com)

**Light House Bait & Tackle**

6330 So. C.R. 575 E  
Selma, IN 47383  
Ph. (765) 286-5049

2830 E. Memorial  
Muncie, IN 47302  
Ph. (765) 287-8587

Open 7 Days





Picture #1: The base construction scaffolding measures 5' x 5' on the ground, with 6' x 6' blocks in place. (Author Photo)



Picture #2: The floor, 1/2 inch particle board - 2 pieces - with corner blocks and eye screws in place. 2"x 2" material provides the frame and reinforcing. (Author Photo)

and that's the news from  
**West Central Indiana**



by Don Bickel, Forester

**Tent Blind**

Tent blind. A ground level, quickly erected tent affair that allows the hunter a place to sit, out of sight to deer and other wildlife. But you say, "I would like to place my tent blind on this corner of the planted food plot, but the surrounding vegetation is too tall, too thick, too ---- and I can't get a view of the food plot."

The answer to this dilemma would be to place the tent blind 5 or 6 feet higher than ground level. Added to this solution would be the method or means of attaining the height. This must be easily put in place, easily transported, but not so bulky that deer and other wildlife notice that "It wasn't there yesterday."

The solution is a section of metal construction scaffolding, adapted to the base dimensions of the tent blind. A complete section of construction scaffolding would be: 2 welded pipe configurations, approximately 5 feet by 5 feet, 2 X shaped pipe or conduit which will act as connectors or braces, which makes the scaffolding section approximately 5' X 7' feet measured on ground

level.

The majority of tent blinds on the present day market are 5' X 5' feet, floor measurement. The 5' X 7' foot print of the scaffold section becomes 5' X 5' when the X braces are cut back to attain this size. To "cut to size", remove the pivot bolt and measure on the diagonal from the bolt and wing nut fasteners on the welded pipe sections. This measurement will be approximately 66 to 67 inches, bolt hole to bolt hole.

Now, flatten the newly cut X brace ends, drill new anchor bolt holes and a new mid-point hole on each piece. Insert the pivot bolt and when all sections are bolted together, a 5' X 5' foot print will be the result.

The floor is constructed of 1/2 inch particle board or plywood. A tent blind measuring 5' X 5' will require the floor to be 6' X 6'. If the tent blind base measurement is more or less than 5' X 5', the additional 1 foot of floor should be used.

The 6' X 6' floor will be made of two 4' X 8' X 1/2" sheets of particle or ply. The cut pieces will measure 4' X 6' as 1 piece and 2' X 3' as two pieces or 2' X 6' as one piece. The edge of the floor or rim should be reinforced with 6' 2" X 2" strips. These will be placed on the under or down side and secured from the top down with 2 inch Phillips head wood screws.

The floor must be additionally reinforced with 2" X 2" inch strips. Keep in mind, there may be 2 hunters of 200 pounds each seated on this floor when deer season or even turkey season rolls around. The 2" X 2" strips add little to the overall weight of the floor.

When the adjusted 5' X 5' scaffolding section is positioned, the 4 pipe corners will need 8 - 6" X 6" blocks of 2 inch material. This is done in order that the pipe ends do not stick into the soil and the top pieces allows easier placement of the floor.



Picture #3: Tent blind in place with ladder to access the door. Positioning of a ladder depends on the entrance opening to the tent blind. (Author Photo)

The 6" X 6" blocks may be drilled with a hole slightly larger than the diameter of the pipe leg. This hole should be no deeper than 3/4 inch. Or 2 16d 3 1/2" nails driven side by side 1/2 inch into the center of each block. The upright nails, inserted in the pipes, keep the blocks from shifting away from the pipe ends.

Next step. With the scaffolding section in place, with the wooden blocks, place the floor section on top. This is generally considered a 2-man job. The 2" X 2" rim and the weight of the floor section allows the floor to remain in place with no additional anchoring. A short ladder section, when placed against the floor, will allow the hunters to enter the tent blind.

With the tent blind erected and placed on the floor, it will need to be anchored against the possibility of wind. Since most models of the blinds have straps or handhold's to pull the structure into shape, these same handhold's provide an anchoring point. Placing an eye screw or bolt directly below the handhold on the floor allows a rubber tie down strap to be stretched between the handhold and the eye screw.

4" to 6" inch pieces of 2" X 2" wood blocks may be used to keep the blind corners in place. The anchoring method and design may also differ  
**CONTINUED ON PAGE 35**

**C&T CYCLE**  
WEEKDAYS 9-6 SATURDAY 9-12  
(812) 752-5466  
800-521-5344  
[www.candtcycles.net](http://www.candtcycles.net)

15% OFF ALL ATV ACCESSORIES IN STOCK  
10% OFF SPECIAL ORDERS  
We Service All Major Brands of ATV's  
From Oil Changes to Complete Rebuilds  
Hwy 31 S. in Scottsburg, IN. Just Off I-65  
30 Mile. N. of Louisville — 85 Miles S. of INDY.

**J&R**  
GUIDE SERVICE  
MONROE RESERVOIR PATOKA LAKE  
812-797-9904  
[PatokaGuides.com](http://PatokaGuides.com)

**Peacepipe Bait & Tackle**  
OPEN ALL YEAR  
HUNTING & FISHING LICENSE  
BAIT & TACKLE  
CAMPING SUPPLIES & GROCERIES  
FIREWOOD  
**DEER & TURKEY CHECK-IN STATION**  
4975 S. 1000 W., Andrews, IN 46702  
260-468-2768






Scott Cress of Covington, KY and Carl Crone of Villa Hills, KY took 1st Place with a weight of 190.1 pounds earning them \$4,300.00. (Author Photo)



Taking 2nd Place was Rob Benningfield of Bowling Green, KY and Ricky Eisett of Louisville, KY in a close 188.3 pounds earning them \$2,000.00 (Author Photo)

## The Weekend Outdoorsman



by **Larry Crecelius**  
Crappie USA Media Specialist

### Cabela's King Kat Tournament Trail Vevay, Indiana

Cabela's King Kat Tournament Results For the 2-Day \$10,000.00 Super Event on the Ohio River at Vevay Indiana

This past Friday and Saturday **August 10th & 11th**, the Cabela's King Kat Tournament Trail hit the waters of the **Ohio River at Vevay, Indiana** for their 2-Day \$10,000.00 Super Event. In the event over 110 top anglers from 7 different states were competing not only for \$10,000.00 in cash and prizes, but the opportunity to qualify for the 2012 Cabela's King Kat Classic. This year's Cabela's King Kat Classic will be held on the Alabama River at Selma, Alabama September 27/28/29, 2012.

"We want to thank the Switzerland County Tourism, Belterra Casino, the Ogle House along with the City of Vevay for their support of the Cabela's King Kat 2-Day Super Event. It was a tremendous event with over 300 spectators watching each day and showing the country the excellent fishery on this section of the Ohio River", said Tournament Director Tanner Tabor. You could not ask for a more beautiful day to be on the water. After several weeks of 90 to 100 degree weather a front moved in to bring the temperatures down to the low 80's. For more information on the area call: **1-(800)-435-5688** or visit their website at: [www.vevayin.com](http://www.vevayin.com).

Be sure to check out our new website at: [www.kingkatusa.com](http://www.kingkatusa.com). It's a new site with new and exciting information on our events along with special information for catfish anglers everywhere.

#### Results for the Top 5 Teams

Taking first place was the team of **Scott Cress of Covington, Kentucky and Carl Crone of Villa Hills, Kentucky** with a impressive weight of 190.1 pounds and earning \$4,300.00. Scott and Carl were fishing the Markland Pool targeting fish in 30-50 feet of water using skipjack to catch around 60 fish over the 2 day period. Each team was allowed to weigh in 5 fish each day of the competition.

In second place was **Rob Benningfield of Bowling Green, Kentucky and Ricky Eisett of Louisville, Kentucky** weighing in a close 188.3 pounds and earning the team \$2,000.00. Rob and Ricky were fishing just below the Markland Dam in 30-35 feet of water anchoring and drifting using skipjack to catch 8 fish in 2 days.

Third place went to the **Frankfort, Ohio team of Willie Smith and Drew Benner** with a weight of 180.2 pounds to earn \$1,000.00. Willie and Drew were fishing in 30-40 feet of water near Tanners Creek to catch a 2-day total of 60 fish on skipjack.

**Chris DeBow of Madeira, Ohio and Vic Shepherd of Mount Orad, Ohio** took fourth place with a weight of 167.6 pounds earning \$700.00. Chris and Vic were fishing above the Markland Dam drifting in 30-50 feet of water using Mooneye and skipjack to catch over 20 fish in the 2 days of competition.

Fifth place went to the team of **Don Elder of Louisville, Kentucky and Chris Tramm of Lebanon, Indiana** weighing in 154.15 pounds and earning \$500.00. Don and Chris were fishing below the Markland Dam in 20-35 feet of water using skipjack to catch 8 fish during the 2 days of competition.

- 6th Place - **Tom Petrowski & Henry Neafus**  
154.05lbs \$400.00
- 7th Place - **Randy, Gregor, and Donna Bundy**  
146.55lbs \$350.00
- 8th Place - **David Hart & Theresa Shelpman**  
134.4lbs \$300.00
- 9th Place - **Eddie & Tristan Brewer with Michael Stout**  
107.9lbs \$250.00
- 10th Place - **Carl Morris Jr. & Sean Martin**  
106.3lbs \$200.00

#### Big Fish Of The Event

Big fish of the event went to the **Madison, Indiana team of Steve Mann and Shafter Bowling** with a nice 52.25 pound blue which earned the team \$880.00. Steve and Shafter caught the big fish of the event below the Markland Dam in 54 feet of water using lice bait.

#### National Sponsors

Cabela's The World's Foremost Outfitter, Evinrude Outboards, Oquawka Boats, Minn Kota Trolling Motors, Mustad Hooks, Adventure Products- EGO Nets, Humminbird Electronics, USCA-United States Catfish Association, WFN-World Fishing Network, Ron Gooding Insurance, American Pro Catters, Renegade Tackle, GoLight, GAMMA LINE, Stubby Steve's Bait and Fat Boys Custom Rods.

#### Mustad "Hook A Million" program

Be sure to register for the Mustad "Hook A Million" program where there's \$1,400,000 up for grabs. To get started just go to the Crappie USA website and click on the Mustad Hooks Icon or visit their website at [www.mustad.no/www2010/](http://www.mustad.no/www2010/) and get registered. There's still plenty of time to register. The promotion runs through **September 30, 2012** and includes 10 of the country's most popular fresh and saltwater fish. These include Largemouth Bass, Walleye, Channel Catfish, White Crappie, Coho Salmon, Striped Bass, Kelp Bass (Calico Bass), Red Drum (Redfish), Spotted Seatrout (Speckled Trout) and Yellowfin Tuna. It's open to US residents 18 & over and to participate, anglers must use a Mustad hook and register only once at least 24 hours in advance of fishing.

For entry forms or information on **Cabela's King Kat Trail** phone **270-395-6774**, fax **270-395-4381** or visit our website at [www.kingkatusa.com](http://www.kingkatusa.com). For media information contact Larry Crecelius at [lcrecelius@crappieusa.com](mailto:lcrecelius@crappieusa.com) or phone **812-525-2707**. Be sure to check out our new website at: [www.kingkatusa.com](http://www.kingkatusa.com). It's a new site with new and exciting information on our events along with special information for catfish anglers everywhere.

**dry dock MARINA**  
at Prairie Creek

SALES  
SERVICE  
RENTALS

Just 15 minutes outside Muncie, IN @  
6700 S CR 560 EAST, SELMA, IN  
765-286-4976

OUR MOTTO  
**YOU WANT IT - WE CAN GET IT**  
**YOU BREAK IT - WE CAN FIX IT**  
Most all Makes & Models

25yrs of Technical Service we R  
Equipped enough for the BIG needs  
Stay small enough for YOUR needs

**Godfrey** PONTON BOATS  
**POLAR KRAFT** FISHING BOATS  
**EZ LOADER** BOAT TRAILERS

**PIONEER VILLAGE**  
Gateway to Hardy Lake

- LIVE BAIT • TACKLE
- FIREWOOD • GAS
- BIO-DIESEL
- FISHING LICENSE
- HOT FOOD • DELI
- ICE • POP • CHIPS

3614 E. Hwy. 256  
Scottsburg, IN 47170  
PH: 812-794-2769  
[www.pioneersvillage.com](http://www.pioneersvillage.com)  
E-mail: [whittymore@pioneersvillage.com](mailto:whittymore@pioneersvillage.com)





Taking 3rd Place was Willie Smith and Drew Benner both from Frankfort, OH with a weight of 180.2 pounds earning \$1,000.00. (Author Photo)



Taking 4th Place was Chris DeBow of Madeira, OH and Vic Shepherd of Mount Orad, OH with a weight of 167.6 pounds earning them \$700.00. (Author Photo)



Taking 5th Place was Don Elder of Louisville, KY and Chris Tramm of Lebanon, IN with a weight of 154.15 pounds earning them \$500.00. (Author Photo)



Big Fish went to the Madison Team of Steve Mann and Shafter Bowling with a nice 52.25 pound blue earning the team \$880.00. (Author Photo)

### News From The Indiana State Police

CONTINUED FROM PAGE 8

ings, and propane tanks with a blue or green discoloration around the valve. The chemicals are highly explosive and fumes are toxic to breath and will damage internal organs.

Units continue to check pseudoephedrine logs at businesses, and follow up on tips received. Often times Meth Labs are found as a result of an anonymous tip from a neighbor or friend. Anyone with information about illegal drug use may call the Pendleton Post at 1-800-527-4752, or the Indiana State Police Drug Tip Line at 1-800-453-4756. Tips can be made and kept anonymous. The Indiana Meth Investigation System or IMIS, can also take tips on meth labs. Just go to [www.meth.in.gov](http://www.meth.in.gov) and click on the "Report Suspected Meth Activity" Link.

**Red Barn Bait, Guns & Deli**  
 "NEW ADDITION"  
  
 Hunting, Fishing, Camping, Guns, Ammo & Accessories  
 Buy - Sell - Trade  
 Open 7 Days  
 Phone: (812) 883-6483  
 For all your hunting & camping needs stop by the Red Barn  
 3 1/2 Miles North of Salem on SR 135

### C & C Webster Store

CONTINUED FROM PAGE 10

get there by taking U.S. 35 north (Williamsburg Pike), cross over I-70 past Salisbury Road, keep going north past SR 38, about a mile north of SR 38, U.S. 35 veers off to the left, take the first right (Main Street) which takes you right downtown in Webster. Their store is on the corner where you have to stop. It is on the southeast corner of the intersection. You can also reach Webster by going north out of Richmond on U.S. 27, cross I-70, go past Tingler Rd on north to Union Pike, turn left on Union Pike, then take an immediate right onto Webster Road to 4-way stop in downtown Webster, their store is on your left at the stop sign. See map on their ad on page 10.

You can buy a copy of the new book, Webster Indiana, written by Jim Cox at the store too. They have sold 80+ copies since they've had it there.

Make a point to stop in the C & C Webster Store and tell them you read about them in The Gad-about. You will be amazed, as I was, at the variety of items they sell. Both Carolyn and Carter will enjoy your stopping and will help you in anyway they can.

### Camping Here and Beyond

CONTINUED FROM PAGE 14

received a call that our vehicle had arrived at the Belgian lines in New York City. We flew to New York with our proof of purchase just twelve days after we had dropped the van off in Antwerp. Our canned camp food and camp chairs had been taken but the second hand store pots and pans and eating utensils and rocks and minerals I had collected in each country were intact.

We'll see you back in Indiana with local camping ideas in the November Gad-A-Bout. If you have any questions or suggestions about camping you'd like us to tackle contact us at: 260-637-3524 or e-mail: [jmacnut@yahoo.com](mailto:jmacnut@yahoo.com).

John and El McCory

Editor's Note: I have been assured by John and El McCory that they will be writing about camping in Indiana and neighboring states. We've all enjoyed reading about their camping across Europe and will enjoy camping here too.

**DUTCH DISCOUNT GROCERIES**  
 Located in Center Square • 10390 N. St. Rd. 56 • Vevay, IN 47043  
 (812) 427-2594 • Mon - Fri 8 am - 6 pm • Sat 8 am - 4 pm  
 Complete Line of Discounted Groceries • Cleaning Supplies  
 Fresh Meats & Cheeses • Frozen Food • Bread & Milk  
 Amish Made Crafts • Wooden Toys • Quilts & Hickory Rockers  
  




# Indiana Outdoors



by Joe Martino

## Talk yourself into success

Calling can be effective at any given point in the deer seasons, but predominantly so during the pre-rut. Some hunters are bit shy when it comes to calling deer - I am not one of them. In fact, looking back, the majority of the mature bucks that I have been fortunate enough to lure into range, I did so with the aid of a call.

Just like any other animal, deer can become call-shy if called to repeatedly or you get busted calling one in, but for the most part, if you follow sound logic, you should probably be relying on your calls a bit more than you are.

There are a few general rules of thumb to follow along with some tips that may help increase your odds of drawing a buck into range.

### Calling all deer:

One thing I have learned over the years is that if a buck is out of range and heading in the opposite direction - I have nothing at all to lose by calling to him. Sometimes hunters feel a little intimidated to call because they don't want to spook the deer. But, in situations like I just mentioned, you have nothing to lose anyway, so why not try to make something happen. Just keep in mind that, more often than not, you won't have that deer come running in for an easy shot - but the chance does exist.

Think of it this way - if that deer is heading in a direction that will not bring him by your position, then what have you got to lose by calling to it? During the pre-rut and rut, I will literally call to every shooter buck that I see if he isn't on a path that will bring him within range of my set-up. Most of the time I generally get a stop and a stare in my direction and that is about it. Sometimes the deer may actually even start my way, even though he may not actually commit to coming in, and often I get no response. But, occasionally I get more - A lot more! Case in point: My best three archery bucks were all taken because I was able to call them in. Each of these deer was either not in range or walking away from me but I was able to alter their course of direction in order to bring



Calling deer may not always work but there are those few precious times when it can make all the difference. The vast majority of deer you call to will not respond, but every now and then it can help you put your tag on a trophy, such as this one arrowed by the author. (Photo by Author)

them in for a shot. Like I said, don't expect this often, but if works on just one deer then consider yourself ahead of the game.

### Get rattled:

For the longest time, I thought rattling was extremely overrated at best. I had tried it occasionally with no results, and therefore had given up on it for a few years. But in recent years I decided to give it another shot. What I found was that rattling can be extremely effective if used at the correct time and in an area where there are a fair amount of bucks. This past season was the best I have yet to experience for rattling in bucks. They were all small, subordinate bucks for the most part, but still, it was fun and it was working!

It seems like the opposite from everything we have been taught about deer hunting. We have always been trained to remain quiet and motionless while on stand and this sage old advice remains true for the most part today. However, deer are a far more vocal creature than most hunters realize, especially at key times of the year - like during the rut. So don't be bashful or hesitant to bang the horns together in November. You won't spook the deer and you may just bring in a giant. Try rattling every thirty minutes or so while on stand, and make each rattling sequence last about twenty to thirty seconds in length. Be sure to keep your eyes peeled after each sequence, however, as often times a buck can come in a hurry. Expect him to circle downwind too as he

approaches as he tries to sniff out any danger. Rattling will also bring in curious does hoping to see a fight.

Keep in mind when rattling, however, that a deer has the ability to not only detect the general area where the rattling is coming from, but is also quite capable of being able to deduce from which exact spot the sound was emanating. So always be on the lookout while rattling and once finished,

**Martino's** *Inside Dining or Carry-Outs*  
 = *Italian Villa*  
 Restaurant & Lounge

**"Homemade Goodness In Every Bite"**

**Real Italian Pizza • Full Menu**

- LASAGNA
- PIZZA
- STEAK
- SPAGHETTI
- SANDWICHES
- SEAFOOD

11AM - 10PM MON - THURS 11AM - 11PM FRI & SAT

**765-457-9181**

1929 N. WASHINGTON • KOKOMO, IN

**Big Daddy's Guns & More**

- \* Gun Smithing
- \* Tactical Gear
- \* Knives

765 **530-8060**

\* Buy \* Sell \* Trade - (almost anything)

**Hagerstown, IN \* Hwy 1 S/of 38**

**bigdaddysgunsandmore.com**

**Joe's**  
 All Natural Beef Jerky

Joe Martino  
 Direct: **765-434-8598**  
 E-mail: [joe@eatjoesjerky.com](mailto:joe@eatjoesjerky.com) / Web: [www.eatjoesjerky.com](http://www.eatjoesjerky.com)  
 2378 West 350 North, Kokomo, IN 46901



keep movement to a minimum and your senses on high-alert.

**Love is in the air:**

Another great tool in the deer caller's kit is the estrous doe bleat. I have had a lot of fun using The Can® by Primos to call in love-struck bucks looking for some action. Used in conjunction with a grunt call, this can be a deadly combination. I once had a nice buck follow a doe to within spitting distance of my tree only to not be able to get off a shot. The doe ended up making her way past my stand into a pine thicket, but the buck, realizing that she wasn't quite ready to breed yet, made a one-eighty and headed back in the direction from which he had come. When he got to a little patch of multiflora rose, he began thrashing and shredding the bush to let out a little frustration. I let out a few estrous bleats and grunts, which were eventually more than that tank of a buck could bear. He felt that it might be worth one more try and once again made his way towards me. This time I made good on my opportunity.

**Mix it up:**

For the most part, other than rattling, you want to use a grunt call to bring in a buck. In recent years, the snort-wheeze and buck roar, or growl, - although unheard of until the last few seasons - have soared in popularity, and for good reason. Such calls have their place and are sometimes just different enough to bring in an aggressive buck.

**Putting it all together:**

Calling is in no way a given nor can you expect it to pay huge dividends most of the time. Think of it more as another tool in your arsenal to use when the bucks veins are pumping with testosterone and anticipation during the breeding season. Use calls when it is apparent that your quarry has no intentions of coming your way and you feel the need to try to make something happen rather than sit idly by, or to try to bring deer in that you cannot see.. You'll likely get denied nine times out of ten, but that one time you don't could be worth it all!

# Indiana State Trappers Association



by Dr. Fred Philips, DVM

## ISTA Happenings

The Board of Directors for the ISTA met Aug. 18, 2012 at the Tipton County Fairgrounds. We toured the site of our next Convention and Rendezvous and made plans for a fantastic event. Tom Morelock is heading this adventure up and is still the go to man for last minute site reservations. You can find all his information on the ISTA website: [www.indianatrappers.org](http://www.indianatrappers.org).

It was a long meeting, but to summarize here, the ISTA is still liquid. Membership is climbing. We ask that if you see an otter killed on the road, that you inform a Indiana Conservation officer AND report it to Scott Johnson or Shawn Rossler, the new Furbearer Biologist. We need data to prove that there is a sustainable population existing in Indiana. We also welcomed a new Secretary, Melissa Mansfield. All of her contact information is available on the above web site.

The big conventions are done. As I write this, the ISTA 51st Convention and Rendezvous is just over two (2) weeks away. It is Sept 21 - 22, 2012 at the Tipton County Fairgrounds, 1200 S. Main St. (HWY 19), Tipton, IN. 46072. By the time you read this, it may already be past. So be advised, the following

Trappers Education Courses are coming after that it is trapping season.

Oct. 6 - 7, 2012 Trappers Education Class Salamonie Reservoir, 9214 West Lost Bridge West, Andrews,

IN 46702 ISTA Instructors with IDNR Justin Harrington instructing. Pre-registration required by Sept. 30, 2012. To register contact the Upper Wabash Interpretive Center 260-468-2127.

Nov. 3 - 4, 2012 Trappers Education Class Kingsbury Fish and Wildlife Area, 5344 S. Hupp Rd., LaPorte, IN 46350. ISTA Instructors Ron Elliott and John Allen with IDNR CO Ron Lorman instructing. Registration is limited. To register call CO Ron Lorman at 219-393-3612.

Nov. 3 - 4, 2012 Trappers Education Class Raccoon Lake SRA, 1588 S. Raccoon Parkway, Rockville, IN 47872. ISTA Instructor Stu Grell and IDNR CO Shane Cooper instructing. Registration is limited. To register contact Stu Grell at or call 765-363-2207.

Jan. 12, 2013 ISTA Fur Sale starting at 10am EST, Miami County Fairgrounds, 1079 W. 200 N., Peru, IN 46970 Questions? Contact Fred Philips, DVM at or 765.938.1806 leave a message.

Hope to see you at one of these events.

Watch your top knot. Keep your eyes along the skyline.

Fred (DR) Philips, DVM  
Pres. ISTA



## Seabee Tim Mahoney

CONTINUED FROM PAGE 16

was going to Guam.

This is a high note for me to quit on.

(Tim sent a letter home from Okinawa and it was published in his hometown newspaper.)

They FOLLOW the FLAG (Title in newspaper)

Timothy Mahoney, Jr., Seaman 2/c, an electrician who arrived on Okinawa on D-Day, writes his parents, Mr. and Mrs. T.F. Mahoney, 411 West South, "I have lots to tell you." In the meantime, the 18 year-old Salinan, who enlisted in July, 1944, and went overseas in January, gives them a preliminary picture of the island, and his life there in a letter, part of which says:

CONTINUED ON PAGE 35



765-561-3354

**Jerry Adams TAXIDERMY**  
[www.jerryadamstaxidermy.com](http://www.jerryadamstaxidermy.com)  
**Jerry Adams**  
 551 East Cameron Drive  
 Rushville, IN 46173  
 Phone: 765-561-3354  
 eMail: [jerryadamstaxidermy@gmail.com](mailto:jerryadamstaxidermy@gmail.com)  
 Give your trophy the recognition it deserves

**ANIMAL HOSPITAL OF CENTERVILLE**  
**DR. FRED PHILIPS**  
 1100 EAST MAIN STREET  
 CENTERVILLE, IN 47330  
 TELEPHONE: (765) 855-1450  
 TOLL FREE: 1-888-860-8253  
 EMERGENCY SERVICES AVAILABLE

**AUSTIN WESTSIDE SUNOCO**  
  
**Fine Food**  
 Eat In or Carry Out  
 • Coffee • Groceries • Camping Supplies • Snacks • Drinks • Ice  
**118 S. Dowling Street, Austin, IN 47102**  
 Phone: 812-794-2391  
 OPEN 24 HOURS  
  
**Official Fuel of NASCAR**  
 Gas, Diesel & E85



# Looking Downstream



by Paul McCloud

## Affects of the 2012 Drought

Nearly every year up till now, fall has been a very productive time for this writer. I've had some of the best pan fishing, at least as far as big fish, this time of year. This year is much different, due to the drought; low water levels have led to warmer waters, weed problems, navigational problems for boats, and I'm convinced disrupted behavioral patterns for some fish species.

Last year at this time I was enjoying some prime autumn fishing. Whitewater Lake at Whitewater State Park was giving up some beautiful big Bluegills and Redears, though you had to work hard for them. With the infestation of Eurasian Milfoil that has encircled the lake, fishing near shore structure has become difficult when not impossible. The normal winter temperatures kills back the milfoil in the shallows to the root base forcing it to start all over when the water warms up in the spring. With the unusually mild winter of 2011-12 the milfoil didn't get killed back as far, so it had a head start in 2012. Then throw in the hot dry spring and summer, steadily dropping water levels and things can get tough. My last time out on Whitewater most of my favorite spots from last year were completely grown over in milfoil out several yards from the structure. A few spots weren't even under water anymore. There was one spot that has the protection of day long shade and a steep bank that was relatively weed free and I managed to boat a few nice fish here. I tried a couple spots where I had caught several panfish a couple weeks earlier while catfishing, but caught only smaller school fish and a small channel cat.

I had had good success on Acton Lake at Ohio's



Warmouth sunfish caught by author at Ohio's Acton Lake (Author Photo)



Mama Dove and chicks in authors back yard. (Author Photo)

Hueston Woods this summer, so my next trip was there. I got to the ramp/marina area as the marina was being opened and visited with those folks while purchasing a few minnows and waxworms. I was advised that with the lake down by two plus feet to watch for shallow areas that some folks had damaged props recently. The depth of the water around the ramps and marina is barely four feet when at normal level so a two-foot drop made things interesting. My aluminum boat even with my large form displaces less than a foot of water and since the lake has a ten horsepower motor limit, my twenty-five was raised. My bow mounted trolling motor sets about a foot below the boat with the sonar transducer mounted under the motor. So I was concerned about those two things.

For those of you who may not be familiar with this particular lake, the only boat ramps are at the very upper end of the lake, right where the two branches of Four Mile Creek, the feeder streams enter. This area gets tons of sediment spread across it every spring, and the ODNR has to bring in a dredge once or twice every decade to keep the area navigable. Last years flood dumped so much sand and sediment that the main branch of Four Mile Creek now looks like Four Mile road.

I had no trouble launching the boat from the trailer, but got stuck on bottom after shoving off. I got unstuck by rocking the boat side-to-side and started out towards the main lake. The forward sonar showed no signal meaning it was right on the bottom. I hadn't gone but a few yards when my trolling motor thumped to a stop hitting the bottom. I raised the motor and adjusted the depth to the very shallowest setting (just below the water). I was off again but soon ran aground once more. I was really stuck this time and even considered emptying my pockets and jumping in to free the boat. I considered that plan B, and repeated the side-to-side rocking and moving from bow to stern several times too. I was right in front of the marina and people were starting to stare and point. The boat finally floated free and I ever so slowly proceeded towards what I knew would be deeper water. At this point I was

seriously considering putting the boat back on the trailer and going home. The sonar was showing one foot of water under the motor as I moved along at .2 mph. I bumped a submerged log before finally getting three feet of water under the motor. I was now evenly between the marina and the opposite bank and still holding my breath. Twenty minutes later I was in nine feet of water and following the old creek channel half way down the lake just up from the lodge. I anchored out about fifteen yards from a huge tree that had fallen into the lake some four decades ago. It's top most branches were just entering the channel and down just off bottom. I had caught channel cats here before and was hoping to find some suspended crappies or big bluegills. Fishing two rigs, one baited with waxworms the other with minnows, and set at two feet off the bottom, I waited for some action. I had my waxworm baited number six hook stripped several times before landing a small warmouth. I set my bait a little deeper but only caught small bluegills. Never got a nibble on the minnow baited rig. I chatted with several other anglers that afternoon and all agreed the fishing was unusually poor. Unless we get a whole lot of rain in the next month or so, I may be done fishing this sea-

**Marion's Greenhouse**  
 4 miles North of 256 on Hwy 3, Deputy, Indiana  
**812-866-2856**  
**FALL MUMS & FALL DECOR**  
*Pansys, Pumpkins, Straw, Gourds*  
**Huge gift shop-unique garden items**  
**Fall Hours**  
**Wed-Sat 9:00-5:00 / Sun 12:00-4:00**  
**Closed Mon-Tues**  
**Fertilizers-Mulches-Soils**  
**RR cross ties**  
**ALL YOUR GARDENING NEEDS**

**Rick & Jeff's** *We Will Not Be Undersold!*  
**Floor Coverings, Inc.**

*For All Your Floor Covering Needs*  
**(812) 754-0888**  
*Now Carrying In Stock*

*kathy ireland*  
**Shades Of America**

STANMASTER HOME GALLERY, beaulieu, DOMINICK, SUTTON, Philadelphia, Larkett, Shaw, QUEEN, Bruce, MANNINGTON

Hwy. 56 East • Scottsburg, IN 47170

**RIHM INC.**  
 CAMBRIDGE CITY INDIANA 47327  
**FOODS**

**CUSTOM HOG & BEEF PROCESSING**  
**"Venison Sausage and Hams"**  
*Custom Curing*  
**Hickory Smoked Hams & Bacons**  
**CATERING**  
**(765) 478-3426 1-800-846-6328**  
[www.rihmfoods.com](http://www.rihmfoods.com)

**THE GUN DEN**  
 Buy - Sell - Trade

337 Roosevelt Dr. Shelbyville, IN 46176  
 (317) 398-3852

**FOR ALL YOUR OUTDOOR & HUNTING NEEDS**  
**CHECK OUT OUR WEBSITE AT**  
[www.thegundenonline.com](http://www.thegundenonline.com)

**We will have 12 different items on sale every 12 hours**  
**We do special orders and layaways**  
**We do consignments too**



son.  
 We have a couple small goldfish/Koi ponds in our back yard and we also enjoy the birds that visit our feeders. With the lack of standing puddles and wet ditches we're seeing a higher number of birds around the ponds and feeders this summer. One pair of morning doves that have been hanging around our bigger pond took up residence and the female and chicks posed for a few photos. With the lack of natural water sources right now let's all try to do something for our small fellow residents of this earth. As always your comments are appreciated: [pasports@vdial.net](mailto:pasports@vdial.net). ■

## Seabee Tim Mahoney

CONTINUED FROM PAGE 33

"Well, here I am at Okinawa. Safe and sound. We were on the ship over seven weeks and stopped off at islands along the way. I'll have a lot to tell you when I get home. We landed on Okinawa D-Day. Some us went in on the third wave. The rest of us unloaded the ship and went in on the seventh wave. I was in the seventh wave. We've heard all the news about the President and the German front. We've been here a good while now and our set-up is pretty. We have large tents and yesterday we were issued cots. There is plenty of good water, even if it isn't cold. We have the best commissary chief in the world. We have been having hot chow for quite a while. We are really comfortable. Today I met a Marine pilot. He says that Melvin Jarvis from Salina is his buddy and is with him. I think I'll be able to look him up. He is a First Lieutenant. We went swimming in the river yesterday and had a hot time. I'll tell you about it sometime. Murphy found a horse and we ride it when we get a chance. Last night it jumped in the fox hole with us. Who said horses are dumb? I like my job. We have lots of animals that the natives left behind. The place is full of goats and pigs and those little goats are cute. The country here is beautiful but all the houses are wrecked. I've seen Japs and natives.....We've got a good fox hole. If it was any deeper they would get us for desertion. It's complete with hot and cold running water.

Young Mahoney was graduated from Sacred Heart High School with the class of 1944.

**Editor's Note:** Part III of Tim's story tells about what he did after returning from the South Pacific and was honorably discharged from the Navy. It was to be included in this issue, but due to technical problems (mainly e-mail foul-up) the photos he sent to me was interrupted enroute and lost. So I have elected to put it in next month after I get a second batch

of his photos. I know that e-mails are quicker than snail mail, but snail mail is more reliable. ■

## Outdoors Tales

CONTINUED FROM PAGE 18

Field days can fill quickly and completing the online course doesn't guarantee you a spot at a field day. In many states, you can now find and register for a hunter education field day or classroom course at [www.register-ed.com](http://www.register-ed.com). You can even register for an event using your smartphone, tablet, laptop or desktop.

According to Tammy, preparation will help hunters have a safe and successful deer season, increasing your chances for some tasty venison this winter.

####

Contact writer Phil Junker by email at: [outdoorscribe@yahoo.com](mailto:outdoorscribe@yahoo.com)

For more outdoors with Phil Junker, contact his blog at: [outdoorscribe.blogspot.com](http://outdoorscribe.blogspot.com) ■

## W. Central Indiana News

CONTINUED FROM PAGE 29

from that described due to the design of the tent blind. But the hunter must keep in mind that anchoring is absolutely necessary, even if the set-up is deep within a wooded area.

When disassembled, the individual pieces - folded tent blind, the floor, 2 pipe welded construction scaffolding, 2 X braces and wooden 6" X 6" blocks will fit in a pick-up bed. This can then be easily transported to another site for set-up.

Once in place, cut vegetation may be placed against the floor for camouflage. However, the openness of the scaffold section allows a clear view under the blind itself. ■

## Roaming The Outdoors

CONTINUED FROM PAGE 4

etc.

At 7:00 p.m. Reunion Banquet in the Quality Inn banquet room followed by business meeting. Afterwards visiting in hospitality room or enjoying the Inn's amenities including indoor heated pool & hot tub, fitness center, tv, high speed internet or just relaxing.

Thursday, September 27th: Meeting for breakfast, then departing for home after saying goodbye and "See you at the 68th Reunion next year!"

The next day I can rest, uumm, not really it will be time to get the November Gad-a-bout done, but at least I will have some time to get some work done around the houses as long as Mother Nature doesn't upset the apple cart with an early winter.

**WARNING TO ALL READERS!!!!**  
**DON'T BE TAKEN IN BY THIS E-MAIL**

Yesterday I received the following E-mail from one of my friends, Monday, September 10, 2012, To: undisclosed recipients, Subject: HELP.

The message said, "I really hope you get this on time. I didn't tell you about my visit to Spain with my family for a short vacation, but unfortunately we were robbed at the hotel where we lodged along with other folks. We didn't bring our phones and the hotel

telephone lines were disconnected during the incident. So I have access to only emails. Please I'm going to need some sort of loan from you for us to relocate to another hotel close to the embassy and also to get another flight ticket. Those thieves made away with our credit cards as well which is why this can't be resolved instantly.

We have been to the Embassy and the Police here are not helping issues at all and our flight leaves tomorrow..Please, Let me know if you can help us out? I'm looking forward to hearing from you.

Regards  
 George

The above e-mail was from a con artist. I called my friend to see if he was in Spain. No, he was home, but someone had hacked his computer stealing all of his e-mail addresses out of his e-mail address book and messing up his computer. He told me he had other calls like mine.

I hope like me, everyone who got this e-mail from my friend, recognized it as a fraud and deleted it.

Whoever did this can't be too smart, especially trying to do it on the internet. The internet is a information network and by now most of us who are continually vigilant to scams won't fall for their ruses. If I have even a hint that something isn't right with e-mails or they come from someone I don't have a clue who they are, I delete them completely out of the computer. So if you sent me an e-mail that you didn't get a reply to, probably, it got deleted.



WADE NOLAN  
 (Photo reprinted here with permission)

### OUTDOOR SPORTSMAN DINNER SEPTEMBER 30, 2012 FOUNTAIN CITY, IN

The 4th Annual Outdoor Sportsman Dinner with guest speaker, Wade Nolan. Venison Chili and Rabbit Stew is part of the table fare. Many great door prizes will be given away at this event. Get your \$8 advance tickets at the following locations: Frame's Outdoor, Wesleyan Church and Square Donuts. Tickets will be \$10 at the door.

Are you a seasoned Pro? A young hunter looking for the perfect way to wrap up Youth Deer Weekend? Or, just getting your feet wet? This event is for you! All hunting enthusiasts are welcome. We are proud to welcome back Wade Nolan. His wildlife footage has been aired on ABC, CBS, NBC and The BBC in London, Discovery, National Geographic and Animal Planet. Wade has produced 135 whitetail DVDs  
 CONTINUED ON PAGE 36

**SUMMIT LAKE BAIT & TACKLE, LLC**

5180 Messick Rd.  
 New Castle, IN 47362  
 (765) 766-5158

Brian & Christal Tapley  
 Previous Owners Now Back

- Primitive Camping • Camping Equipment
- Propane • Groceries • Boat Storage
- Live & Artificial Bait
- Hunting & Fishing Licenses

**TREE CITY METAL SALES**

• Crews Available

- ◆ Metal Sales
- ◆ Vinyl Fencing
- ◆ Garages
- ◆ Pole Barns
- ◆ Garage Doors

**Steve Wagler**  
 50 W. 650 N, Greensburg  
 812-663-4863 Cell 812-523-6272

**A-1 LOCK & SAFE SHOP**  
 765-966-2597

**Tri-County Awards**  
 765-966-0757

**SignGrafX**  
 765-962-3636

1001 South "E" Street, Richmond, IN 47374

**TOLLIVERS**  
 Hunting & Fishing Supplies

Directions: From Salem: go 135 N 12 mi., turn east bottom of Milport Knobs, go 3/10 mile. From Brownstown: go 135 S. approx. 10 mi., then same as above.

(812) 358-4867 or 1-800-238-0358

**Mathews SOLOCUM** **NISSAN MARINE**

- Guns • Ammo
- Camo Clothing
- Mathews Bow Dealer
- Live Bait • Voyager Boats

See Us For All Your Archery Needs



## Roaming The Outdoors

CONTINUED FROM PAGE 35

and given hundreds of whitetail seminars. Nolan is currently the most viewed whitetail professional in the world on the web with over 8 million views per year. Wade's true life and death stories will be the highlight of his presentation.

This is your chance to meet Wade Nolan and listen to him in person at 4:30 p.m. on September 30, 2012 just north of Richmond on U.S. 27 at the Wesleyan Church, 5600 US 27 North, Richmond, IN 47374.

For more information call **765-935-4353** or [www.osdinner.wix.com/2012](http://www.osdinner.wix.com/2012).

### FRANKLIN CO ANTIQUE MACHINERY SHOW SEPTEMBER 27-30, 2012

The Franklin County Antique Machinery Show will be held on September 27-30, 2012 at 11225 County Park Road just south of Brookville, IN.

Admission is \$3.00 per person, Children under 12 admitted Free.

Featuring lesser known classics, tractors and related equipment plus gas engines. Hosting, Sheppard Diesel Club National Show.

Enjoy the day seeing Corn shredding, Soap making, Broom making, Homemade ice cream, Tractor games, Saw mill, Steam engines, Threshing, Flea market, Crafts, Hay baling, Summer kitchen, Primitive camping, Church services and much more.

Thursday and Friday night Antique tractor pull. Saturday night horse and pony pull

For more information contact: Mike Wilson **765-647-4861** M-F days or Roger Pettit **513-385-7128** (Flea Market). Visit website [www.fcamc.org](http://www.fcamc.org) or Facebook [www.facebook.com/fcamc](http://www.facebook.com/fcamc).

### 42ND ANNUAL CANAL DAYS IN METAMORA, IN OCTOBER 5-7, 2012

Metamora has something for just about everyone in October. Starting off the month of October is the **42nd Annual Canal Days**. This year the dates are **Oct 5-7 from 10am-5pm**. It's a don't miss for many people. There are hundreds of small vendors selling antiques, original art, flea market stuff, crafts and more. If you don't feel like driving and parking out in the far cow pasture then take the train.

Every year the Whitewater Valley Railroad in Connersville runs the **Metamora Canal Days Limited Train Excursion**. On Friday, Oct 5 the train departs from Connersville at 10am with a 2 hour layover. Saturday and Sunday both have departures at 10am with a 4 hour layover and 12pm with a 2 hour layover. There is one return trip for Saturday and Sunday at 3pm. It's a great way to enjoy the festival!

See more about Metamora, Indiana on page 20 of this issue.

### BIG DADDY'S SPONSORING HUNTERS EDUCATION CLASS SAT. OCT 6, 2012

Brent Meadows, owner of Big Daddy's Guns and More, is sponsoring a one (1) day hunters education course on Saturday, October 6, 2012. It will be held at the Hagerstown Fire Department in Hagerstown, Indiana. It starts at 8:00 a.m. and will end at 7:30 p.m. Again this is a one day course. It is a free class. To register call Big Daddy's Guns and More at 765-530-8060. Class size is limited.

*In order to purchase a Indiana hunting license,*

*anyone born after Dec. 31, 1986, must successfully complete a hunter education class offered by the DNR.*

### TREASURES OF THE EARTH GEM & JEWELRY SHOW OCTOBER 5-7, 2012

Come to our 14th Annual Indianapolis Fall Bead, Gem, Mineral and Jewelry Show on October 5-7, 2012 the hours are 10 a.m. to 6 p.m. on Friday and Saturday and 11 a.m. to 5 p.m. on Sunday.

Our show will be held in the Ag/Horticulture Building located in the Indiana State Fairgrounds at 1202 E. 38th Street, Indianapolis, Indiana.

The admission is \$5 per ticket, there is no admission charge for children under sixteen (16).

You can find out more information by visiting our website: <http://www.toteshows.com> or by calling (540) 384-6047.

Collectors and jewelry enthusiasts will be able to find some of the most unique gems and beads from around the world this weekend in Indianapolis.

See more about this show on page 19 in this issue.

### 29th ANNUAL ABINGTON FIREFIGHTER FEST SATURDAY OCTOBER 13, 2012

Linda and Bill Paddock announcing the 29th Abington Firefighter Festival to be held Saturday, October 13, 2012 at the Abington Fire Station in Abington, Indiana. All proceeds benefit the Abington Volunteer Fire Department. This year they are serving 1/2 of a fried chicken or ham steak, mashed potatoes, corn or green beans, dinner roll, drinks and homemade pies all for only \$10.00 per meal from 12 p.m. to 7 p.m. For entertainment the Abington Christian Church will be singing Gospel music from 12 p.m. to 7 p.m. in the Revival Tent on corner adjacent to Fire Station, many artists will be featured.

This is one of the best Chicken Dinners you will eat, how do I know, Sherry and I wouldn't miss it for all the tea in China. Hope to see you there!

### EVENING NATURE PROGRAMS MONROE LAKE IN SEPTEMBER

Monroe Lake's interpretive staff will present two free programs for the public at the Monroe County Public Library in September.

The first program is "The Monarch Migration" on Sept. 20 at 7 p.m. The program will focus on the annual migration of monarch butterflies to Mexico. Attendees will learn why and how the butterflies make this journey and discover how to create a monarch migration "waystation."

The second program is "Urban Naturalist" on Sept. 27 at 7 p.m. The program will look at how some animals have adapted to life in the city, occasionally leading to people-animal conflicts. The program will also explore how to have a healthy relationship with birds, insects and other wildlife in an urban residential setting.

Both programs will be in Room 1C.

The Monroe County Public Library is at 303 E. Kirkwood Ave., Bloomington. For more information, call **(812) 837-9967**.

Monroe Lake is at 4850 South State Road 446, Bloomington, 47401.

### SEPTEMBER IS INDIANA ARCHAEOLOGY MONTH

Hoosier history buffs can meet archaeologists and learn about the state's fascinating past during Indiana Archaeology Month in September.

Archaeology Month is an opportunity to celebrate

and learn about Indiana archaeology. Various events for all ages are held every September by universities, museums, organizations and individuals throughout Indiana. The Indiana Department of Natural Resources Division of Historic Preservation & Archaeology coordinates Archaeology Month.

This year's focus is underwater archaeology because there has been a recent surge of interest in the identification, protection and interpretation of the state's underwater cultural resources.

Archaeologists have recorded more than 60,000 sites in Indiana since the early 1800s, helping to shape public understanding of the prehistoric and historic peoples who also called this land home.

"Archaeology tells us not only about the past but also sheds light about ourselves today and our future," said Robert E. Carter Jr., DNR director and State Historic Preservation Officer. "Archaeology Month provides a perfect way for Hoosiers to find out how, with programs that are educational, informative and fun."

A schedule of events and additional information for this year's Archaeology Month is at [dnr.IN.gov/historic](http://dnr.IN.gov/historic), or by contacting Amy Johnson at [ajohnson@dnr.IN.gov](mailto:ajohnson@dnr.IN.gov) or **(317) 232-6982**.

The commemorative poster and shirt designs this year feature an array of artifacts and features from underwater archaeological sites in Indiana. Shirts are \$6 and can be purchased from the DNR Customer Service Center at **(317) 232-4200** or toll-free at **(877) 463-6367**.

### ANNUAL TRI KAPPA CANDLELIGHT TOUR AT SPRING MILL SP SEPT 22

Annual Tri Kappa Candlelight Tour at Spring Mill SP, Sept. 22

The Pioneer Village at Spring Mill State Park will come to life with historical re-enactors, crafts, demonstrations and musical entertainment during the 46th annual Candlelight Tour on Sept. 22.

The tour is from 4-9 p.m. and is sponsored by service sorority Kappa Kappa Kappa's Gamma Epsilon Chapter of Mitchell.

Dressed in traditional pioneer clothes, Tri Kappa members and their families and Spring Mill employees will recreate life in the mid-1800s in the houses and buildings of the restored Pioneer Village.

Visitors should bring a flashlight. Tri Kappa members will sell concession and food items in the Carriage House.

The event is free, although the standard park admission fee of \$5 per in-state vehicle and \$7 per out-of-state vehicle applies. Buses will shuttle visitors from the campground and inn parking lots to the village.

Tri Kappa is a statewide sorority that supports



## Shadyside

### Bait & Tackle



Opening March 25th "Welcome Back"

Snack Shack  
Breakfast and Lunch

HRS: Mon - Sat 7 a.m. to 7 p.m. / Sun 7 a.m. to 6 p.m.

Tim Gladney

1117 Alexandria Pike  
Anderson, IN 46012

765.649.9025



## Cabin Restaurant

### Cabin Rental & Lounge

Hot Coffee, Breakfast Anytime  
Steaks, Lunch & Sandwiches

Live Entertainment Friday  
Saturday 7 pm - 12 Midnight  
Closed on Tuesdays

### Hodgepodge Gift Shoppe

Dolls, Concrete, Eagles,  
Angels, Indians & Beanies

**4015 W. SR 446 Monroe Lake**  
**(812) 323-9654**

MIKE CLEVENGER      765-642-GUNS  
Owner                      642-4867



BUY • SELL • TRADE  
GUNSMITHING

715 East 53rd Street  
Anderson, IN



## Troyer's Country Store & Bakery

20 Varieties Cheese, Plus Raw Milk  
Cheese • Deli Meats • Bulk Foods, etc.  
Baked Goods on Friday and Saturday

ADM Feed Available  
Dog • Goat • Horse • Chicken & more

Hours: Monday to Friday 8-5 / Saturday 8-4  
10599 South SR 3, Milroy, IN 46156  
**(765) 629-2604**



many community and state charity, educational, and cultural projects. The Mitchell chapter has sponsored the Spring Mill Candlelight Tour since 1967. It has become a popular kick-off event for the week-long Persimmon Festival in Mitchell.

Spring Mill State Park is at 3333 State Road 60 East, Mitchell, 47446.

**CHAIN OF LAKES STATE PARK TO HOST APPLE CIDER PRESS DAY**

Visitors to Chain O'Lakes State Park on Sept. 22 can watch apples become cider through an antique press as part of the annual Apple Cider Press Day.

Pressing times are 9-11 a.m. and 1-3 p.m. at Glacier Ridge Shelter.

Participants need to bring their own apples and containers to store the cider. It takes approximately five pounds of apples to make a half gallon of cider. Visitors who plan to press a bushel of apples (42-48 lbs.) should call ahead to schedule a pressing time.

The event will also feature pioneer crafts and games for children.

For more information, contact naturalist Leslie Nocton at (260)636-2654 or [chaininterp@dnr.IN.gov](mailto:chaininterp@dnr.IN.gov).

Chain O'Lakes State Park is at 2355 E. 75 South, Albion, 46701.

**BAT HOUSE WORKSHOP AT POTATO CREEK SEPTEMBER 22, 2012**

Bat house workshop at Potato Creek, Sept. 22. Participants at a bat house workshop at Potato Creek State Park on Sept. 22 will build a bat nest box to take home and also learn how to manage it.

The workshop runs from 1-4 p.m. and includes an in-depth natural history of bats.

Attendance is limited to 20, and advance registration is recommended.

The fee for the workshop materials is \$20. To register, call (574) 656-8186.

Potato Creek State Park is at 25601 State Road 4, North Liberty, 46554.

**FRIENDS OF INDIANA DUNES CELEBRATE 30TH ANNIVERSARY**

The Friends of Indiana Dunes group is hosting a 30th anniversary celebration for the public at Indiana Dunes State Park on Sept. 22.

The event runs from 10 a.m. to 3 p.m. CDT at Wilson Shelter. Visitors can take part in fun nature-oriented activities, wagon rides, snacks and refreshments, live music and more.

The anniversary celebration will also mark the culmination of the Geology, Flora and Fauna Find-a-thon competition, sponsored by the Friends

group. Between now and Sept. 22, hikers and other recreationists can identify different natural treasures in the dunes for a chance to win prizes. Participants can pick up a Find-a-thon form at the state park or Dorothy Buell Memorial Visitor Center. Forms can also be downloaded from the Friends of Indiana Dunes Facebook page, [facebook.com/friendsofindianadunes](http://facebook.com/friendsofindianadunes).

The Friends of Indiana Dunes is a group of people who care about, preserve and promote the Indiana Dunes. Through financial and volunteer support, the group sponsors a variety of activities and events that enhance an understanding, appreciation and enjoyment of the Indiana Dunes area.

For more information, call (219) 926-1390.

Indiana Dunes State Park is at 1600 North 25 E. Chesterton, 46304..

**DIG INTO THE PAST AT McCORMICK'S CREEK SP ON SEPTEMBER 23**

The White River Valley Archaeological Association will present an archaeological program Sept. 23 at McCormick's Creek State Park.

The program runs from 10 a.m. to 4 p.m. at the nature center. It will include artifact and chert exhibits, archaeological literature, replicas of prehistoric tools, flint knapping, an exhibit of excavation equipment and documents, and information about site documentation and preservation.

The public can participate in flint knapping and atlatl throwing and can bring artifacts for identification.

Standard entrance fees of \$5 for in-state vehicles and \$7 for out-of-state vehicles will be charged.

McCormick's Creek State Park is at 250 McCormick's Creek Park Road, Spencer, 47460.

**DNR SETS OPEN HOUSE DATES FOR THREE STATE FORESTS**

People interested in how the Department of Natural Resources manages Indiana's state forests can share their views at upcoming open houses this month and next.

At each open house, the DNR Division of Forestry will provide information about recreational activities, budget, staffing, major projects, strategic planning, invasive species and forest resource management.

Attendees can talk with DNR personnel or submit written comments. Some of the open houses will include a tour of facilities or a woods walk.

"These open houses provide Hoosiers a chance to receive first-hand information about how state forests are providing diverse wildlife habitat, forest products and recreational opportunities," said State Forester John Seifert. "They also allow us to receive valuable feedback from our neighbors and users about state forest management. I encourage everyone who has an interest to participate."

The open houses are as follows (all times are Eastern):

" Harrison-Crawford State Forest: Sept. 20, 1-7 p.m., at the property office at 7240 Old Forest Road SW, approximately six miles west of Corydon, (812) 738-7694. From State Road 62 turn south on S.R. 462 to the state forest entrance. Visitors will tour renovations in and around the state forest headquarters.

" Ferdinand State Forest: Sept. 27, 3-7 p.m. at the property office at 6583 E. State Road 264, Ferdinand. Visitors will tour renovations in and around the state forest headquarters.

" Pike State Forest: Oct. 4, 3-6 p.m. at the

Pike shelter house at the end of State Road 364 just past the state forest campgrounds.

Those who cannot attend an open house can review and comment online. All tract management guides are posted at [dnr.IN.gov/forestry/3635.htm](http://dnr.IN.gov/forestry/3635.htm). Click on the link to "Indiana State Forests," then "Public Comment."

Property staffs are also available during normal business hours. Go to [dnr.IN.gov/forestry](http://dnr.IN.gov/forestry) for contact information or to schedule a visit.

The Division of Forestry promotes and practices good stewardship of natural, recreational and cultural resources on Indiana's public and private forest lands. This stewardship produces continuing benefits, both tangible and intangible, for present and future generations.

**AUTUMN HARVEST HOEDOWN AT POKAGON STATE PARK SEPT 29**

Pokagon State Park will host the 28th Annual Autumn Harvest Hoedown on Saturday night, September 29. The event is sponsored by the Steuben County Tourism Bureau. The Hoedown is free of charge and open to the public. It will take place from 7:30 to 10:00pm in the South Beach Parking Lot. In case of inclement weather, it will be held in the CCC Shelter.

Music and square dancing will highlight the evening. The Prairie Fire String Band has been the "house band" over the years and features banjo, string bass, guitars, fiddle, penny whistle, hammer dulcimer, mandolin, and multi-voiced harmonies. Square dance caller Marlin Whitaker is also on hand. No experience is required for dancing (as a matter of fact, none is preferred!).

A catered cookout and snacks are provided by Angola Boy Scout Troop 125. A campfire warms participants off to the side. Lawn chairs or blankets for seating are recommended.

Although the program is free and open to all, there is the normal park entrance fee of \$5.00 for in-state vehicles or \$7.00 for out-of-state vehicles, or you can use your annual entrance pass. Both are available at the park front gate. For further information, call the park at 260-833-2012.

For more information, call Fred Wooley, Park Interpreter, Pokagon State Park at 260-833-2012 .

**POKAGON STATE PARK TO HOST FALL PHOTOGRAPHY WORKSHOP**

Pokagon State Park will host a Fall Photography Workshop on Saturday, October 13, at the Nature Center from 9am to 4pm. Course instructor is award-winning photographer Barbara Knights-Hale of Jitterbug Photography.

The class is designed for beginners and like-minded, outdoor photography enthusiasts. Participants will learn aperture priority (obtaining the correct exposure), shutter priority, bracketing, setting AF and drive modes, ISO speeds, formatting and use of a tripod. It is a hands-on workshop with much time being spent outside, along with two indoor sessions.


Participants will need to bring a camera, its manual, tripod, adequate batteries, any additional lens, notebook and pen, and any outdoor clothing and gear to remain comfortable. Program will occur rain or shine.

Workshop cost is \$89, which includes the course, lunch, and park entrance fee. Pre-registration is required and can be made directly to Jitterbug Photography. Space is limited and only a few spaces remain. For further information, con-

CONTINUED ON PAGE 38

*Riggle-Waltermann*

**MORTUARY, INC.**  
 32 SOUTH ELEVENTH STREET  
 RICHMOND, INDIANA 47374  
 PHONE (765) 966-7684



N.F.D.A.  
 I.F.D.A.

[www.riggle-waltermann.com](http://www.riggle-waltermann.com)

**WAGNER'S**  
 BARBER SHOP & GUNS

Haircuts \$10  
 Guns Slightly More

GUNS  
 GUN REPAIR



532 W. Sheridan  
 Greensburg, IN 47240  
 Phone (812) 663-2553

White River  
 Rental Cabin

Weekend Escape or  
 Extended Getaway



White River Outfitters  
 Cabin: West River Road  
 Office: 314 Main St.  
 Shoals, IN 47581

812.787.0921 / 812.486.7275  
[www.WhiteRiverOutfittersOnline.com](http://www.WhiteRiverOutfittersOnline.com)

White River Outfitters



812.444.9366  
 812.787.0921

314 Main Street - Shoals, Indiana  
[www.WhiteRiverOutfittersOnline.com](http://www.WhiteRiverOutfittersOnline.com)



Canoe & Cabin Rental



# Gad's Corner

SEND YOUR PHOTOS TO: THE GAD-A-BOUT, P.O. BOX 85, CENTERVILLE, IN 47330 (INCLUDE A SELF ADDRESSED STAMPED ENVELOPE IF YOU WANT THE PHOTO RETURNED) YOU CAN ALSO SEND YOUR PHOTOS BY E-MAIL OR ON AN INQUIRY FROM MY WEBSITE: WWW.THEGADABOUT.COM TO [ray@thegadabout.com](mailto:ray@thegadabout.com).



Johnathon Humphrey took this 23 lb. tom turkey on 4-21-12. It had a 10 inch beard and 24mm spurs. (Red Barn Bait, Guns & Deli Photo, Salem, IN)



Travis Hammock L. took this 23.5 lb. tom turkey, it had a 11 inch beard and 25mm spurs. Jeff Stines took this 20 lb. tom turkey, it had a 10 inch beard and 22mm spurs. Both turkeys were taken on 4-25-12 (Red Barn Bait, Guns & Deli Photo, Salem, IN)



Aaron and Harley with a 22 lb. tom turkey, it had a 10 inch beard and 31mm spurs. (Red Barn Bait, Guns & Deli Photo, Salem, IN)

tact Jitterbug Photography at 260-624-2999 or E-mail at [Barbara@jitterbugphotography.com](mailto:Barbara@jitterbugphotography.com).

## ARCHAEOLOGY WEEK AT CHAIN O'LAKES SP, SEPT 25-29

In celebration of Indiana Archaeology Month, the Indiana University-Purdue University Fort Wayne Archaeological Survey will conduct an investigation at Chain O'Lakes State Park, Sept. 25-29.

Representatives of IPFW will carry out shovel test excavations in an effort to locate the Bowen homestead and a reported Native American village.

Daily weekday public tours to the investigation site will start at 4 p.m. Tours on Saturday will start every two hours between 10 a.m. and 4 p.m. All tours begin at the Stanley Schoolhouse.

This is an exciting opportunity for visitors to learn about the cultural history of the park, visit with archaeologists and possibly get their hands dirty. The archaeologists will answer questions about the era when farmsteads and Native American villages shared the land that is now the park.

All tours are free. The standard gate entrance fee of \$5 per in-state vehicle and \$7 per out-of-state vehicle applies.

For more information, contact naturalist Leslie Arnold at (260) 636-2654 or [chaininterp@dnr.IN.gov](mailto:chaininterp@dnr.IN.gov).

Chain O'Lakes State Park is at 2355 E. 75 South, Albion, 46701.

## TRAIL RACE AT McCORMICK'S CREEK STATE PARK SEPT 30TH

The scenic trails of McCormick's Creek State Park will be the venue for the Magnificent 7 Race Series trail running and walking event on Sunday,

Sept. 30.

Registration begins at 1 p.m. in the nature center. The four-mile race will start at 2 p.m. and trek through Concord Field and Trail 9. Awards will be given to top finishers, runner and walker, in each age bracket.

Park entrance fees will be waived for race participants.

For more information, call the Owen County Family YMCA at (812) 828-9622, or go to [owen-countyymca.org](http://owen-countyymca.org) to print an entry form. Race day registrations will be accepted. Participants also can register at [mag7raceseries.com](http://mag7raceseries.com).

Half of the race proceeds will help the Friends of McCormick's Creek State Park pay for family programming and special events. The remainder will help low-income families pay for YMCA memberships.

## McCORMICK'S CREEK STATE PARK IS AT 250 McCORMICK'S CREEK PARK ROAD, SPENCER, 47460

### OUTDOOR INDIANA MAGAZINE FEATURES SHADES STATE PARK

*Note: The original release incorrectly listed Shades as being in Parke County. It is correctly listed below as being in Montgomery County. All other information is correct. We regret the error.*

Outdoor Indiana magazine's September-October issue features Shades State Park, located in Waveland in Montgomery County.

Once known as The Shades of Death before it became a state park, it's the most primitive state park in Indiana. To view a short video on Shades, see <http://youtu.be/M-tIEy7ii0I>.

The article continues the magazine's series in which one state park or reservoir property is portrayed through 2016, the 100th anniversary of

Indiana state parks.

The issue also includes an article on the namesake of The Reverend Peyton's Big Damn Band, which earlier this month released "Between the Ditches," its latest album. An earlier album contains the song "Sugar Creek," one of the main features of Shades.

Readers will learn how the Brown County-based national recording and touring guitarist/vocalist meshes his love of the Hoosier outdoors lifestyle in his country-blues work.

The 48-page full-color magazine also includes a cover feature on surfing Indiana's portion of Lake Michigan, particularly near Whiting. It's a chilly pursuit that can result in an icicle beard. A video is posted at <https://www.youtube.com/watch?v=mD31u16ATpg>.

Outdoor Indiana magazine is available now at most DNR properties and Barnes & Noble stores in Indiana for \$3 a copy. Better yet, save 33 percent off the cover price and buy a one-year, six-issue subscription for \$12.

To subscribe online or see excerpts, go to [OutdoorIndiana.org](http://OutdoorIndiana.org). Subscriptions can also be purchased by calling (317) 233-3046. Outdoor Indiana makes a great gift to remind your college-bound son or daughter of home or educate them how to enjoy their new surroundings.

## ON THE CUTTING EDGE FOR OCTOBER ISSUE

I gave up trying to write On The Cutting Edge for this issue, it seemed useless. You probably noticed all the DNR filler on page 36-38. Last month I was well prepared for what I wanted to say. This month I couldn't get anything to gel, so I decided to let everything boil until next month. I promise to do better for the November issue....hmmmm...election time! ■

**1Shot Sports** Hundreds of Guns in Stock!

**5% OFF**  
In-Stock Crossbows

With this ad. Offer expires 12-31-12

201 E. Main St. | Portland, IN 47371  
**260.766.1426**

"Like" us on Facebook  
Tuesday - Friday: 10am - 5pm  
Saturday: 10am - 3pm  
Sunday & Monday: Closed

**Gas City Bait & Tackle**

113 South Harrisburg Ave.  
Gas City, IN 46933  
(765) 674-7643

**WE DELIVER WHOLESALE BAIT**

**Fishing: The World's number one sport. So be a sport and take a kid fishing.**

**Jerry & Ray's Wildlife Creations**


**TAXIDERMY SHOP**

- Deer • Fish • Turkey
- Full Body Mounts
- Head Cleanup & Restoration

**"COME SEE OUR NEW SHOW ROOM"**

2619 E. Hudson St., Connersville, IN 47331  
**Ph: 1-765-698-4369**  
[grubb2619@comcast.net](mailto:grubb2619@comcast.net)  
**LICENSED FUR BUYER**





7 year old Jaxson Waterman from Greenfield caught this 5 lb. catfish in the Ohio River. Grandson of Bob Waterman who lives in Charlottesville. (Summit Lake Bait & Tackle Photo, Summit Lake, IN)



14 year old Jared Watterman from Carthage, IN caught this 20 lb. catfish in the Ohio River in August. Grandson of Bob Watterman from Charlottesville. (Summit Lake Bait & Tackle Photo, Summit Lake, IN)

## The Worms Revenge Bait & Tackle

**GUNS  
AMMO  
BAIT**

Zombie Industries  
Official Dealer

**1630 Home Ave. Columbus IN 47201**  
Located at Peddler Firearms

**M-F 11-6  
SAT 10-3**

South Central  
Indianas largest  
selection of  
targets

812-657-7267

TW's  
Taxidermy  
Service

Centerville, Indiana  
**(765) 993-8450**

[twstaxidermyservice@yahoo.com](mailto:twstaxidermyservice@yahoo.com)

COLOR RATES: 1 SPOT COLOR (ALL SIZES) \$10 • FULL COLOR 6-11 COL IN \$15 / 12-25 COL IN \$25 / 26-49 COL IN \$35 / 50-94.5 COL IN \$50

### THE GAD-A-BOUT ADVERTISING RATES

PLEASE NOTE: EACH DOLLAR AMOUNT BELOW IS PER INSERTION

FULL PAGE 15.75" X 10.37"	1/2 PAGE ALT. SIZES 7.82" X 10.37" 12" X 6.88" 15.75" X 5.13"	1/3 PAGE ALT. SIZES 5.25" X 10.37" 7.82" X 6.38" 15.75" X 3.37"	1/4 PAGE ALT. SIZES 4" X 10.37" 6" X 6.88" 7.82" X 5.13"	1/8 PAGE ALT. SIZES 3" X 6.88 4" X 5.13 6" X 3.37	1/10 PAGE ALT. SIZES 3" X 5.13 4.5" X 3.37	4 COL. INCH ONE SIZE 4" X 3.37"	1/15 PAGE MONOPOLY CARD SIZE ONE SIZE 3" X 3.37"
94.5 COL. IN.	48 COL. IN.	32 COL. IN.	24 COL. IN.	12 COL. IN.	9 COL. IN.	8 COL. IN.	6 COL. IN.
1 TIME	1 TIME	1 TIME	1 TIME	1 TIME	1 TIME	1 TIME	1 TIME
\$7.00 PCI	\$7.00 PCI	\$7.00 PCI	\$7.00 PCI	\$7.00 PCI	\$7.00 PCI	\$7.00 PCI	\$7.00 PCI
<b>\$651.00</b>	<b>\$336.00</b>	<b>\$224.00</b>	<b>\$168.00</b>	<b>\$84.00</b>	<b>\$63.00</b>	<b>\$56.00</b>	<b>\$42.00</b>
2-11 TIMES	2-11 TIMES	2-11 TIMES	2-11 TIMES	2-11 TIMES	2-11 TIMES	2-11 TIMES	2-11 TIMES
\$6.00 PCI	\$6.00 PCI	\$6.00 PCI	\$6.00 PCI	\$6.00 PCI	\$6.00 PCI	\$6.00 PCI	\$6.00 PCI
<b>\$558.00</b>	<b>\$288.00</b>	<b>\$192.00</b>	<b>\$144.00</b>	<b>\$72.00</b>	<b>\$54.00</b>	<b>\$48.00</b>	<b>\$36.00</b>
12 TIMES	12 TIMES	12 TIMES	12 TIMES	12 TIMES	12 TIMES	12 TIMES	12 TIMES
\$5.00 PCI	\$5.00 PCI	\$5.00 PCI	\$5.00 PCI	\$5.00 PCI	\$5.00 PCI	\$5.00 PCI	\$5.00 PCI
<b>\$465.00</b>	<b>\$240.00</b>	<b>\$160.00</b>	<b>\$120.00</b>	<b>\$60.00</b>	<b>\$45.00</b>	<b>\$40.00</b>	<b>\$30.00</b>

**Abbreviations: ALT - ALTERNATE / COL. IN. - COLUMN INCH / PCI - PER COLUMN INCH**

#### ADVERTISERS INFORMATION

(PLEASE PRINT LEGIBLY OR TYPE)

SALESPERSON: \_\_\_\_\_ DATE: \_\_\_\_\_

BUSINESS NAME: \_\_\_\_\_

OWNER NAME (S) \_\_\_\_\_ MGR. OR OTHER \_\_\_\_\_

STREET OR P.O. BOX: \_\_\_\_\_

CITY \_\_\_\_\_ STATE \_\_\_\_\_ ZIP CODE \_\_\_\_\_

PHONE: \_\_\_\_\_ FAX: \_\_\_\_\_

CELL PHONE: \_\_\_\_\_ OTHER: \_\_\_\_\_

E-MAIL: \_\_\_\_\_ WEBSITE: \_\_\_\_\_

Ad Size \_\_\_\_\_ Rate: \$ \_\_\_\_\_ Monthly Cost: \$ \_\_\_\_\_

CIRCLE METHOD OF PAYMENT - CHECK #: \_\_\_\_\_ CASH: \$ \_\_\_\_\_

PLACE AD IN    JAN    FEB    MAR    APR    MAY    JUN    JUL    AUG    SEP    OCT    NOV    DEC

(CIRCLE APPROPRIATE MONTH (S) THE ADVERTMENT WILL APPEAR)

Customer Authorization Signature: \_\_\_\_\_ DATE: \_\_\_\_\_

**ADVERTISING NOT ACCEPTED FOR: ALCOHOL, TOBACCO OR GAMBLING**

**CONTINUED FROM PAGE 2**

- NEW CASTLE
- Wilbur Wright Fish & Wildlife Area
- NORTH VERNON
- Clark Service Station
- Crystal Flash Service Stn
- Fast Stop
- PATRIOT
- Fisk's Grocery & Hardware
- PERKINSVILLE
- Bundy Ducks
- RICHMOND
- Dunhams Discount Sports
- Merkamp Sales Inc
- RISING SUN
- BP Service Station
- RUSHVILLE
- Farthing Grocery Store
- Keaton Law Office
- Philips Animal Hospital
- SALAMONIES LAKE AREA
- West Lost Bridge DNR Office
- SALEM
- Casey's / Morgan's
- SARATOGA
- Mannings Service
- SCOTTSBURG
- Casey / Swiftly Service Station
- SEYMOUR
- Citgo / Speed Way
- VERNON
- Crosley Fish & Wildlife Area
- VERSAILLES
- Crossroads Family Restnt
- Marathon Food Center
- Shell Service Station
- VEVAY
- BP Service Station
- WABASH
- Dunhams Discount Sports
- WINCHESTER
- Haircrafters
- KENTUCKY
- MILTON
- River Side
- OHIO
- OXFORD
- Hueston Woods State Park Nature Center,
- Park Office & Lodge
- Koenig John Deere

SINCE 1980

## BURRIS ELECTRIC & PLUMBING SUPPLY, INC.

**COMPLETE LINE OF  
ELECTRIC & PLUMBING**

CUTLER-HAMMER • G.E. SW GEAR  
HYDROMATIC • BROAN

TOLL FREE 1-800-998-3576

AUSTIN

812-794-2257

199 N. FRONTAGE RD.  
1-888-845-2388

MADISON

812-273-2976

2976 SHUN PIKE RD.  
1-877-322-7401

SEYMOUR

812-522-7401

110 N. O'BRIEN ST.



Southeastern Indiana's Newest and Most Exciting Outdoor Adventure Store




MANY NEW 2012 HOYT BOWS IN STOCK



See us on Facebook "Fields' Outdoor Adventures" for news, specials and up and coming events.



# BUY A BOW OR CROSSBOW



Receive in store credit towards bow or crossbow accessories

Bow/Crossbow Price
Up to \$299.99
\$300.00 to \$499.00
\$500.00 to \$1,000.00
Over \$1,000.00

In Store Credit
\$15.00
\$25.00
\$40.00
\$60.00

- Sales Tax not included in bow/crossbow price.
- In store credit to be used at time of bow/crossbow purchase.



BROWNING SAFES



H&R Handi-Rifle .357 or .44  
Packaged \$452.99

NOW  
Open  
7 Days  
A Week

CHRISTMAS  
LAY-A-WAY

STARTING  
OCTOBER 1, 2012

- Guns & Ammo • Bows & Archery Supplies • Hunting Equipment • Fishing Equipment • Live Bait
- Hunting & Farm Footwear • Deer/Turkey Check Station • DNR Licenses • Indoor Archery Range

*If we do not have it, we will work hard to get it!!*

126 S. Perkins St., Rushville, Indiana 46173 (765) 932-3964

www.fieldsoutdooradventures.com

*"FAMILY OWNED AND OPERATED"*

Open Mon thru Sat 10 A.M. - 6 P.M. / Sun 1 P.M. - 5 P.M.

