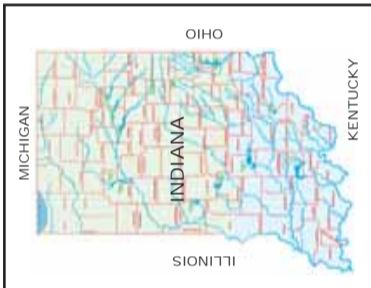


FREE HERE & ON www.thegadabout.com

FEBRUARY 2012

THE GAD-A-BOUT™

HUNTING, FISHING, ARCHERY, CAMPING, COOKING, HUMOR, DOGS, HORSES, TRAVEL, NEWS, OPINIONS, ETC.



BOAT SHOW ISSUE

WRITERS APPEARING IN THIS ISSUE

- Roaming The Outdoors **Ray Dickerson**
- Fishing Brookville Lake **Tag Nobbe**
- Indiana State Trooper **Sgt. John Bowling**
- Indiana Conservation Officer **ICO Gary Catron**
- Great Lakes of the Wabash River **Ryan Pershing**
- Dashing Through the Snow **Laura Whiteleather**
- Bass Fishing Techniques **Bill Embry**
- Talking Leaves **Golden Eagle**
- The Order of Red Men **Malcolm Greene**
- Fishing Lake Michigan **Capt. Mike Schoonveld**
- Indiana Outdoors **Joe Martino**
- News & Views From a Vet **Mark Stover**
- Looking Downstream **Paul McCloud**
- News From W. Central IN **Don Bickel**
- Outdoor Tales **Phil Junker**
- Misfires & Snags **Dan Graves**
- So You Want to be a Cowboy **MS Bob Chattrin**
- Camping Here & Beyond **John & El McCory**
- Outdoors With **Rich Creason**



FISHERMAN TRYING HIS LUCK IN RIVER BELOW BROOKVILLE DAM - SEE MORE ON PAGE 5



INDIANAPOLIS SPORT, BOAT & TRAVEL SHOW FEBRUARY 17 THRU 26, 2012 - SEE PAGE 3 & 17

ABOUT THE COVER PHOTOS SEE PAGE 3



I'M SEARCHING FOR 79TH NCB & CBMU #624 WWII SEABEES SEE PAGE 3

ADVERTISER'S INDEX & PICK-UP PTS PG 2

TO ADVERTISE IN THE GAD-A-BOUT SEE RATES ON PAGE 32 • CALL TOLL FREE 1-877-855-4237 • CELL 1-765-960-5767 • ray@thegadabout.com

ANDERSONS'

Sales & Service

Madison, In

2914 CLIFTY DR

812-273-4262

July 1 - February 28

M-F 8:00 AM - 5:00 PM / Sat 8:00 AM - 1:00 PM

March 1 - June 30

M-F 8:00 AM - 6:00 PM / Sat 8:00 AM - 4:00 PM

GREAT THINGS COME IN BIG PACKAGES.

INTRODUCING BIG RED.



bigred.honda.com MULTI-PURPOSE UTILITY VEHICLES CAN BE HAZARDOUS TO OPERATE. FOR YOUR SAFETY, BE RESPONSIBLE. ALWAYS WEAR A HELMET, EYE PROTECTION AND APPROPRIATE CLOTHING. ALWAYS WEAR YOUR SEAT BELT, AND KEEP THE SIDE NETS AND DOORS CLOSED. AVOID EXCESSIVE SPEEDS, AND BE CAREFUL ON DIFFICULT TERRAIN. ALL MUV DRIVERS SHOULD WATCH THE SAFETY VIDEO. MULTI-PURPOSE UTILITY VEHICLES: A GUIDE TO SAFE OPERATION AND READ THE OWNER'S MANUAL BEFORE OPERATING THE VEHICLE. NEVER DRIVE UNDER THE INFLUENCE OF DRUGS OR ALCOHOL. ON PUBLIC ROADS, OR WITH MORE THAN ONE PASSENGER, BIG RED IS ONLY FOR DRIVERS 18 YEARS AND OLDER. DRIVER AND PASSENGER MUST BE TALL ENOUGH FOR SEAT BELT TO FIT PROPERLY AND TO BRACE THEMSELVES WITH BOTH FEET FIRMLY ON THE FLOOR. PASSENGER MUST BE ABLE TO GRASP THE HAND-HOLD WITH THE SEAT BELT ON AND BOTH FEET ON THE FLOOR. RESPECT THE ENVIRONMENT WHEN DRIVING. Big Red is a trademark of Honda Motor Co., Ltd. ©2009 American Honda Motor Co., Inc. (708) 08-0285

WHEN YOU'VE GOT A TOUGH JOB, TALK TO THE FOREMAN.

THE FOURTRAX FOREMAN 4X4 ES WITH POWER STEERING



STOP BY TODAY AND SEE OUR FULL LINE OF Honda ATV'S & MOTORCYCLES



honda.com UTILITY ATVs ARE RECOMMENDED ONLY FOR RIDERS 16 YEARS OF AGE AND OLDER. ATVs CAN BE HAZARDOUS TO OPERATE. FOR YOUR SAFETY, BE RESPONSIBLE. READ THE OWNER'S MANUAL. ALWAYS WEAR A HELMET, EYE PROTECTION & PROTECTIVE CLOTHING. BE CAREFUL ON DIFFICULT TERRAIN. ALL ATV RIDERS SHOULD TAKE A TRAINING COURSE (FREE FOR NEW BUYERS. ASK YOUR DEALER OR CALL ASJ) AT 800-887-2887. NEVER RIDE UNDER THE INFLUENCE OF DRUGS OR ALCOHOL. ON PAVED SURFACES, ON PUBLIC ROADS, WITH PASSENGERS, AT EXCESSIVE SPEEDS, NO STUNT RIDING. RESPECT THE ENVIRONMENT WHEN RIDING. FourTrax Foreman is a trademark of Honda Motor Co., Ltd. ©2009 AHMC, Inc. 14/091 09 05/73

ADVERTISER INDEX

YOU CAN PICK UP A FREE COPY OF THE GAD-A-BOUT AT THESE ADVERTISER LOCATIONS LISTED

INDIANA
ALEXANDRIA
 Sport-N-Wood Game Calls Pg 23
AMBOY
 IN Deer & Elk Farmers' Assoc Pg 10
ANDERSON
 Crackshot Guns Pg 5
 Girt's Archery Pg 30
AURORA
 Re/Max Advantage 1 Pg 29
AUSTIN
 Austin Westside Sunoco Pg 20
 Burris Electric & Plumbing Pg 6
 Colwell Wildlife Studio Pg 23
 S & L Electric Inc. Pg 11
BROOKVILLE
 52 Pik-up Convenience Store Pg 5
 Dairy Cottage Pg 4
 Noble Boys Furniture Pg 15
 Save-a-lot Pg 26
BROOKVILLE LAKE AREA
 Barton Bay Pg 2
 Chalet For Sale Franklin Co Pg 22
 Dave's Triangle LLC Pg 28
 Hunting Land For Sale Pg 19
 Midlake Trading Post Pg 27
 Parkside Marine & More Pg 3
 Steve's Marine Pg 12
CAMBRIDGE CITY
 Amish Cheese Shop Pg 26
CENTERVILLE
 Animal Hospital of Centerville Pg 26
CONNERSVILLE
 Griffey Farms Pg 14
 Jerry's Wildlife Creations Pg 20
 Matt's Custom Guns Pg 22
 Rem-Bu Gun & Ammo Shop Pg 7
DEPUTY
 Marion's Greenhouse Pg 11
DUBLIN
 Rihm's Meat Processing Pg 24
FARMLAND
 Concrete Creations Pg 4
GAS CITY
 Gas City Bait & Tackle Pg 18
GREENFIELD
 Highsmith Guns Pg 11
 Jensen's Pawn & Guns Pg 14
GREENSBURG
 Country Mart/Premier Ag Pg 19
 Guns & Tackle, Inc. Pg 23
 Tree City Metal Sales Pg 25
 Wagner's Barber Shop Pg 25
HAGERSTOWN
 Big Daddy's Guns & More Pg 13
 David Federico, Attorney Pg 2
HARDY LAKE
 Pioneer Village Pg 7
INDIANAPOLIS
 Indiana State Police Pg 6
 Indianapolis Sport, Boat Travel Show Pg 17
 www.Indiana Outfitters.com Pg 16
 Treasures of the Earth Show Pg 8
 Wanamaker Guns Pg 25
KNIGHTSTOWN
 Knightstown Meats & Catering Pg 22
 McDonald's Bait & Tackle Pg 11
KOKOMO
 Martino's Italian Villa Pg 13
LAKE MICHIGAN AREA
 Brother Nature Charters Pg 12
LAPEL
 Hoosier Reel Pg 27
LAUREL
 Laurel Hotel & Restaurant Pg 26
LEXINGTON
 McCleery's Dog Carriers. Pg 13
LIBERTY
 Abernathy Auction & Real Estate Pg 21
 Carl Sharp State Farm Ins Pg 4
 Country Mark Station Pg 23
 Dubois Creek Campground Pg 27
 J's Restaurant Pg 14
 J.A. Bertch Hardware Pg 14
 Liberty Restaurant Pg 15
 P.R.S. Insurance Pg 15
 Pizza King Pg 8
 The Country Store Pg 3
LITTLE YORK
 Little York Store & Restaurant Pg 22
LOGANSPOUR
 Dale Hardy Supplies Pg 7

MADISON
 Anderson's Honda Pg 1
 Burris Elect & Plumbing Pg 6
 Madison Outdoors Pg 18
MARION
 Riverside Sporting Gds Pg 19
MCCORDSVILLE
 Cap'n Hooks Bait & Tackle Pg 4
METAMORA
 Hearthstone Restaurant Pg 23
MIDDLETOWN
 Norfleet Enterprises LLC Pg 24
MILROY
 Milroy Shoes Pg 28
 Troyers Country Store & Bakery Pg 27
MONROE RESERVOIR
 Bill Embry Legend Boats Pg 10
MUNCIE
 McGalliard Guns & More Pg 28
NINEVEH
 Ed's Trading Post Pg 20
NOBLESVILLE
 Log Home Center Pg 21
 NURPU River & Mtn Supply Pg 25
NORTH VERNON
 Diekhoff Mower Sales Pg 22
 John's Gun & Tackle Pg 11
RICHMOND
 Army Navy Store Pg 22
 Best Stop Auto Care Pg 4
 Eastern Indiana Gem Show Pg 8
 FiFi's Paw Spa Pg 26
 Mendenhall Hardware Pg 4
 Middleton Tool Sharpening Pg 3
 Riggle-Waltermann Mortuary Pg 15
 Tri County Awards Pg 27
RUSHVILLE
 Fields' Outdoor Adventures Pg 32
 Flatrock Hunting Preserve, Inc Pg 5
SALEM
 Red Barn Bait Shop Pg 3
SALAMONIES LAKE AREA
 Bozarth Country Store Pg 9
 D&J's Corner Mart Pg 9
 Peacepipe Bait & Tackle Pg 9
SCOTTSBURG
 C & T Cycles Pg 31
 Rick & Jeff's Floor Coverings Pg 11
 Scotts Ace Hardware Pg 22
SELMA
 Dry Dock Marina Pg 10
SHELBYVILLE
 The Gun Den Pg 23
SEYMOUR
 Burris Elect & Plumbing Pg 6
STRAUGHN
 Girt's Archery Pg 30
SUMMIT LAKE AREA
 Summit Lake Bait & Tackle Pg 5
VALLONIA
 Tollivers Hunting & Fishing Supls Pg 24
VERSAILLES
 SEastern IN Hunting Properties Pg 29
VEVAY
 Dutch Discount Groceries Pg 11
OHIO
CINCINNATI
 Boytim Charter Service Lake Erie Pg 12
 Stories by Golden Eagle Pg 11

SUPPORTING LOCATIONS
CAMBRIDGE CITY
 Cutshaw Market
CENTERVILLE
 Centerville City Building
 Cinnamon Bakery
 Gillman's Home Center
COLUMBUS
 Phoenix Guns
 Premier Ag
CONNERSVILLE
 Fishing Shack
 30th St. Shell Stn
ELWOOD
 Collins Taxidermy
FOUNTAIN CITY
 Marathon Station US27
GREENCASTLE
 US 231 N Family Restaurant
GREENFIELD
 Angler's World
GREENSBURG
 Cutting Edge Sporting Goods
 Petro Stopping Center
GREENS FORK
 Greens Fork Little General
HAGERSTOWN
 Willow Springs Restaurant

HANOVER
 BP Service Station
 Circle K
HAYDEN
 Hayden Corner Store
LAUREL
 One Stop Marathon
LIBERTY
 Whitewater State Park
 Whitewater RV's
 Woodruff's Supermarket
LOGANSPOUR
 Chuck's Bait Shop
MADISON
 Anderson Sales & Service
 Circle K
 Clifty Tire
MARION
 Dunhams Discount Sports
MARKLAND
 Shell Service Station
METAMORA
 Grist Mill
MORGANTOWN
 IGA
NEGANDARD CORNER
 Haessigs Market
NEW CASTLE
 Wilbur Wright Fish & Wildlife Area
NORTH VERNON
 Clark Service Station
 Crystal Flash Service Stn
 Fast Stop
OLDENBURG
 Obermeyer Marathon
PATRIOT
 Fisk's Grocery & Hardware
PERKINSVILLE
 Bundy Ducks
RICHMOND
 Dunhams Discount Sports
 Merkamp Sales Inc
RISING SUN
 BP Service Station
RUSHVILLE
 Farthing Grocery Store
 Keaton Law Office

Phipps Animal Hospital
SALAMONIES LAKE AREA
 West Lost Bridge DNR Office
SALEM
 Casey's
 Morgan's
SCOTTSBURG
 Casey
 Swifty Service Station
SEYMOUR
 Citgo
 Speed Way
SUNMAN
 Sunman IGA
VERNON
 Crosley Fish & Wildlife Area
VERSAILLES
 Crossroads Family Restnt
 Marathon Food Center
 Shell Service Station
VEVAY
 BP Service Station
WABASH
 Dunhams Discount Sports
WEBSTER
 Webster General Store
WINCHESTER
 Haircrafters
KENTUCKY
MILTON
 River Side
OHIO
CAMDEN
 Dan's Sport Shop
CELINA
 A View Sun & Snow Marina
 D&W Marina
 Kozy Kampground
 Pullman Bay Family Restaurant
 Windy Point Marina
OXFORD
 Hueston Woods Lodge
 Park Office
SAINT MARYS
 Saint Marys East Bank Marine
 The Outdoorsman

**BANKRUPTCY ATTORNEY****DAVID A. FEDERICO**

Both Chapter 7 and Chapter 13

Friendly personal attention from an experienced attorney

49 East Main Street in Hagerstown

765-489-5888

FREE CONSULTATION**"PROTECT YOUR FINANCIAL FUTURE"**

This advertisement is for a debt counseling provider


BARTON'S BAY BOAT STORAGE & SERVICE

10055 SR 101, Brookville, IN 47012 Phone/Fax 765-647-5647

E-mail: bartonsbay@bartonsbay.com / Website: www.bartonsbay.com

WINTERIZING ALL BRANDS**CERTIFIED SERVICE MERCURY**

Reserve your indoor storage NOW

30' X 12' COVERED STORAGE \$75.00 MONTHBUILT FOR THE LIFELONG PURSUIT OF FUN.
MERCURY EFI FOURSTROKESPower by
MERCURY
1 On The Water



THE GAD-A-BOUT™

IN THIS ISSUE

February 2012 • Volume XXI • NO. 263

Created & Published by Ray Dickerson
P.O. Box 85

Centerville, IN 47330-0085

CONTACT THE GAD-A-BOUT

Toll Free: 1-877-855-4237 - Lv Message

Cell Phone: 765-960-5767

Office Phone: 765-855-3857

Fax: 765-855-3857 (Call First)

Website:

www.thegadabout.com

E-Mail: ray@thegadabout.com

(No Subscriptions Sent by Mail)

COPYRIGHT BY GADCOE 2012

DISCLAIMER: The ideas and opinions expressed by the writers appearing in The Gad-a-bout are not necessarily the same as the publishers.

SPECIAL FEATURES

39th Annual Gem, Mineral, Jewelry, Fossil Show, Richmond, IN March 2-4, 2012. Pages 8 & 9
Jerry and Ray's Wildlife Creations by Ray Dickerson. Page 20 & 21
So, You want to be a Cowboy Mounted Shooter Part I by Bob "Roy Ranger" Chattin Page 24 & 25

REGULAR FEATURED OUTDOOR WRITERS

Roaming The Outdoors by Ray Dickerson (*Little Bit needs a home / Vandals hit SE Centerville / CB's*) . . . Page 4
So You Wanna Catch More Fish by Tag Nobbe (*I'm gonna' have to fish some where*) Page 5
News from the Indiana State Police by Sgt. John D. Bowling (*Fatalities Down, But Distracted Up*) Page 6
IDNR News by PIO Gary Catron (*Reviewing His-tor-y*) Page 7
Great Lakes of the Wabash River - Fishing News (*2012 Crappie Tourney Dates & Snowmobile News*) . . . Page 9
Bass Fishing Techniques by Bill Embry (*Things to do in the Winter Season*) Page 10
Talking Leaves by Golden Eagle (*The Indian Way*) Page 11
The Order of Red Men by Malcolm Greene (*The Improved Order of Red Men*) Page 11
Fishing Lake Michigan by Capt. Mike Schoonveld (*Homes Away*) Page 12
Indiana Outdoors by Joe Martino (*No Beagle...no problem, Dogs not necessary to take rabbits*) Page 13
News & Views From a Vet by Mark Stover (*Times have changed!*) Page 14-15
Looking Downstream by Paul McCloud (*Panfish Basics 101*) Page 18
News from West Central Indiana by Don Bickel (*Hit'll sur be a shame when I hav to tell em hit's ma deer*) . . Page 19
Outdoor Tales by Phil Junker (*OUIDoor thank you important*) Page 22
Misfires and Snags by Dan Graves (*Fishing and Freezing*) Page 23
Camping Here & Beyond by John and El McCorry (*Camping Europe, from Germany through France*) . . . Page 26
Outdoors with Rich Creason (*Attack of the Space Invaders*) Page 27

GAD-A-BOUT DEPARTMENTS

Advertiser Index, Advertiser Supporting Pick-up Locations & Developing Area Pick-up Locations Page 2
Rate Sheet, Contract Form Page 31
Gad's Corner (Readers and Other Fish & Game Photos, Send in your Photo or other) Pages 28,29, 30 & 31

THE COVER PHOTOS

Top Right: Fisherman plying the waters of the East Fork of Whitewater River below Brookville Dam at north edge of Brookville, Indiana. See page 5

Bottom Left: My name is Ray Dickerson, my father was in the 79th U.S. NCB in WWII, he served in Alaska and Okinawa. On Okinawa he was with CBMU #624. If you served in the 79th NCB or CBMU #624 during WWII, I am looking for you, please call **Toll Free 1-877-855-4237** (if no answer please leave message) or E-mail ray@thegadabout.com Please visit my website

www.thegadabout.com click on the Archives and open the Oct 2010 issue, Pages 15-18, which is all about the 79th NCB & CBMU #624. We are having a 79th NCB Reunion in Richmond, IN **Sept 23-27, 2012**, you are invited. Check out our listing on the Seabee HF website.

Bottom Right: The Ford 58th Annual Indianapolis Boat, Sport, & Travel Show at the Indiana State Fairgrounds from **February 17th thru 26th, 2012**. Six buildings with over 600 exhibitors from over 22 states and Canadian provinces. See page 17

MIDDLETON
TOOL SHARPENING & THE CAR CLINIC
 IMPORTS & DOMESTIC • PARTS & SERVICE
 AUTO REPAIR • TUNE UPS • BRAKES
 ENGINE DIAGNOSIS • AIR CONDITIONING
 LARRY MIDDLETON - OWNER ASE CERTIFIED
 37 YEARS EXPERIENCE
 630 N.W. 5th STREET
 RICHMOND, IN 47374
 765-962-6996
COMPLETE SHARPENING SERVICE




CRESTLINER BOATS
DEALER OF THE YEAR



1750 FISH HAWK



1900 SUPER HAWK



1600 FISH HAWK



200 CRUISER CX



250 GRAND MARINER

"2012"
boat show specials
COME SEE US AT THE CINCINNATI, OH & INDIANAPOLIS IN, SPORT, BOAT & TRAVEL SHOWS

PARKSIDE MARINE & MORE, INC.
 BROOKVILLE, INDIANA

7191 Fox Run Rd Brookville, IN 47012
 765-647-4619
 E-mail: pmarine@wwwremc.net Website: parksidemarineandmore.com

"We are located across the road from Mounds S.R.A. Entrance at Brookville Lake"

THE COUNTRY STORE



SUPPLIES FOR A COUNTRY WAY OF LIFE!

CRAFTS • GIFTS • HOME FURNISHINGS
 FISHING & HUNTING LICENSES
 CAMPING SUPPLIES • LIVE BAIT
 LP GAS • FIREWOOD • ICE
 "CASE KNIFE DEALERSHIP"

302 S. Main St., Liberty, IN 47353
 765-458-9977

Red Barn Bait, Guns & Deli
"NEW ADDITION"



Hunting, Fishing, Camping,
 Guns, Ammo & Accessories
 Buy - Sell - Trade
 Open 7 Days
 Phone: (812) 883-6483
For all your hunting & camping needs stop by the Red Barn
 3 1/2 Miles North of Salem on SR 135

Roaming The Outdoors



by Ray Dickerson

THE GAD-A-BOUT IS FREE

At Advertiser locations and Advertiser support locations (see advertisers index on page 2 and support locations on page 31) and read The Gad-a-bout on website: www.thegadabout.com



LITTLE BIT NEEDS A GOOD HOME SHE WAS DROPPED OUT IN THE COLD

On Sunday evening, January 1, 2012, after hearing a cat meowing for several evenings on our street, probably the victim of being dropped, with the wind howling at 30-40 mph, snowing and the temperature dropping to the low 20's I reluctantly fetched the little white and gray cat in my arms, put it in my truck and took it to my office on South Street. My thinking was to put it in a warmer, dry place between the fencing on the east side of the office, out of the wind and under a shelter. I laid it in an old cat bed, I found in the barn, gave it some dry cat food I had bought from the Dollar Store, and by the next day hopefully it would have found a new home. So with a plan in place and my not wanting another cat, I did just what I set out to do. Then I went home.

I told Sherry what I had done, she said you gave it some food? I said yes. She said, it will be there in the morning. I said no it wouldn't be there, it would seek a better shelter.

The next day, Monday, I went over to the office and there lying in the cat bed lay the cat. Feeling like a heel for having left it out in the cold all night I hastily unlocked the barn and fixed it a sleeping area up on a nice plush floor mat I had removed from my van years ago. I put the cat bed on it, up off the cold cement floor. I went to the Dollar Store bought a small container of milk and some cat food treats,



Little Bit seems to be saying, "How can I sleep with all the racket you are making over there!" Photos by Ray Dickerson.

returned hastily and gave her the treats, a bowl of milk, water and left. I had an interview in Everton at 11 a.m, but it was canceled.

I returned to my office, took a photo or two of the cat and checked with my neighbors on School Street to make sure I didn't have someone's cat. No one claimed it, but told about hearing it crying in the night at their houses. I figured it must have been as I thought first, dropped.

Tuesday morning I called Dr. Fred at the Animal Hospital of Centerville (he had a article in last months paper), I told them about my wanting to get a cat spayed, a rabies shot, a tag the whole 9 yards so it would be more adoptable. They told me to bring it in Wed between 9 and 10 a.m. I left it in the barn until early Wed a.m., then I put it in "Tiger's" former cat carrier and delivered it to the Dr. Fred's office. I was told to pick it up Thurs morning around 9 a.m. After a brief examination the technician told me it was a female and looked to be in the family way.

Thursday morning I picked her up at 9 a.m., Dr. Fred was there, we talked about this cat and Tiger.

Today as I was leaving the office on South St, I said, "see you in a little bit, uh Little Bit." So for now her name is Little Bit, I named her after a cat we used to have at home on South St many years ago.

Little Bit is up for adoption. She has been spayed, had her shots, had her monthly flea fix and has a new shiny tag. I would love to keep her, but I can't, its not fair to her to be left alone here at the office while I am gone, most of the time and I don't want to become too attached to her like I did Tiger. If you have been reading The Gad-a-bout since June 2008 you know what I'm talking about.

See Little Bit's recent photos I took here on this page. She now lives in the office where its warm, clean and comfy. She has regained her health. She's eating good and is beginning to play and become more aware of her surroundings. I'm feeding her dry food, which was recommended by Dr. Fred.

She deserves a good loving family after being dropped to fend on her own in a strange place. Dropped pets have a harrowing experience often leading to death by being run over by unsuspecting drivers. The pet dog or cat, will go up to moving vehicles thinking and hoping that it is their owner returning. It is heart breaking to see cats and dogs along the highways in the country laying dead and motionless, regardless how they got there. Many times you will see several kittens all laying silent, a victim of inhuman treatment from a inhuman fiend.

CONTINUED ON PAGE 15

Mendenhall

True Value
Help Is Just Around The Corner.

WEATHER STRIP
KEROSENE WICKS
WINDOW PLASTIC

WE CARRY BAIT FISHING LICENSE
125 S. W. 5th Street
Richmond, IN 47374
765-962-4842

Cap N Hook Sports

"Your Geist Lake Connection"

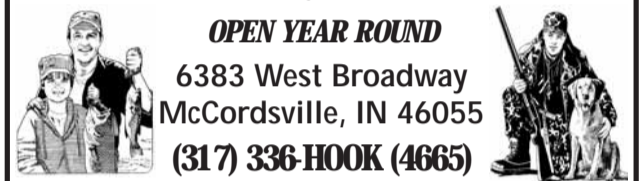
- Fishing • Hunting • Live Bait
- Ammunition • Tasers • Muzzleloaders

"Introducing Archery!"

Tim Wolfe Wildlife

"Deer & Turkey Check Station"

OPEN YEAR ROUND



6383 West Broadway
McCordsville, IN 46055
(317) 336-HOOK (4665)

Like a good neighbor,
State Farm
is there.®



CARL SHARP
27 W. Union St. Liberty, IN
458-5574 or
800-974-5574
www.carlsharp.com



Concrete Creations

Quality Lawn & Garden Statuary
Retail and Wholesale

NEW GIFT SHOP

Featuring Warm Glow Candles
60 plus Different Fragrances
Oils and Oil Warmers

Lighted Infinity Mirrors & Solar Memorial Items

7210 W. 100 N, Farmland, IN 47340
765-468-8739

E-mail: concreteranch@verizon.net



2 Salisbury Rd., Richmond, IN

Complete Auto Service

- Tune-ups
- Brakes
- Transmissions
- Major engine work
- Cooling system service

Courteous, Friendly Service
Questions? Just Ask! We're Here To Help!
Pick up & delivery service available

CALL US TODAY

765-935-3849



WE USE HIGH QUALITY CARQUEST REPLACEMENT PARTS

DAIRY COTTAGE RESTAURANT

(765) 647-5451



Home Of Flavor Rich Fried Chicken

Complete Line of Sandwiches, JoJos,
Fries, Mozarella Sticks, Onion Rings, Etc.

LARGE SELECTION OF ICE CREAM,
SHAKES, SUNDAES, CYCLONES

1116 Main St. Brookville, IN 47012

Est. Oct. 02, 1958



So You Wanna Catch More Fish



by Tag Nobbe
Professional Fishing Guide

I'm gonna' have to fish some where

I'm gonna have to fish some where

Brookville lake is a lake that does not always freeze in the winter. Last year we had safe ice on the lake for about 2 weeks in February. This year so far the water temperature on the surface of the lake has not gotten below 46 degrees. The best way to fish the lake at this time of year with no ice on the surface is either real deep straight up and down from a boat or real shallow from the bank. Remember the metabolism of the fish is very slow. So the method of fishing should be very slow or stationary. You

have to get the bait in front of them and keep it there till they decide to hit it.

Another option is the river. The river below Brookville lake never freezes, even in the harshest winter it will flow all the way till it meets the west fork of the whitewater river. This particular river is unique. It has 6 different species of suckers, it has huge carp, it has rainbow trout, it has brown trout, and every fish that is in the lake is also in this river. I have caught suckers on sucker rods in the middle of winter using red worms. A sucker rod is just a metal rod about 2 to 3 feet long. What you do is tie on 3 small hooks on to the rod evenly spaced out with mono filament fishing line, bait up the hooks, tie on a 30 foot piece of twine at one end toss it out and wait. A lot of times you catch two at a time

If your a fly fisherman this river is right up your alley. Most all of the river is wade-able with just a pair of hip waders. What you have is a stretch of river that starts out at the stilling basin at the bottom the dam. The stilling basin is a 35 foot deep concrete box with a 30 foot concrete wall that calms and stills the river were it comes out from underneath the dam. The water that is coming from the lake is coming off the bottom giving you a constant 45 degree water temperature even in the winter. This will let you fish the river year round, **just remember you can only keep trout from the last Saturday in April to the end of December.** A four or five weight 8 to 9 foot fly rod is perfect for the size trout in the river. The brown trout have a 18 inch minimum size limit and the rainbow trout have a 7 inch minimum size limit. The bag limit is 5 but only 1 can be a brown trout.

If your not a fly fisherman a 6 foot medium light graphite spinning rod will work just fine. Small in line

spinners, salmon eggs, minnows or night crawlers all catch trout day in and day out.

The stilling basin at the dam is a great place to catch catfish and walleye. The bait of choice in the winter are minnows. In the fall the lake is pulled down 8 feet to winter pool. This starts around October 15th, and if you want to see how a stilling basin works this is the time to check it out. It is so violent its worth seeing, but don't bring a fishing pole for this trip wait till the middle of winter. Once they get the lake drawn down to winter pool the current in the stilling basin will go slack. This is when you want to be fishing in the stilling basin area. Vertical fishing over the walls of the stilling basin with a 1/4 to a 1/2 jig tipped with a minnow is a good choice. If your not a live bait fisherman try a 1/2 ounce Hopkins spoon or a blade bait anything that resembles a minnow will work.

I sure hope this helps. See you on the river. Tag

If you need more info e-mail me at tag@tagnobbe.com or go to my website www.brookvillelakeguideservice.com or call my cell phone 765-265-3238. I guide fish for walleye, striped bass, and crappie starting mid April till the mid December 7 days a week on Brookville Lake. We fish out of a 2007 Lund Pro V 2025 with a 225 Honda motor. I supply everything all the way down to cleaning the fish. I can take 1 - 4 people. The price is according to how many people go \$400.00 for 4 people \$325.00 for 3 people \$275.00 for 2 people and \$225.00 for 1 person. We start at 7:00 am and fish till 1.00 To schedule trips call me at home 765-647-4329 or on my cell phone 765-265-3238

Fully licensed and insured



Brookville Lake stilling basin and tailwater area. (Photo by Tag Nobbe)



Fisherman trying his luck in river below Brookville Dam and stilling basin. (Photo by Tag Nobbe)

MIKE CLEVENGER 765-642-GUNS
Owner 642-4867

CRACKSHOT GUNS

BUY • SELL • TRADE
GUNSMITHING

715 East 53rd Street
Anderson, IN

Merrill A. Carrigan
Owner/Operator

*Pheasant and Chukar hunting
Hunt with your dogs or mine*

7516 S. 500 W.
Rushville, IN 46173
(765) 629-2354

website: www.flatrockhunting.com
e-mail: flatrockhunting@wildblue.net

SUMMIT LAKE BAIT & TACKLE, LLC

5180 Messick Rd.
New Castle, IN 47362
(765) 766-5158

Azure & John Cross
New Owners

- Primitive Camping • Camping Equipment
- Propane • Groceries • Boat Storage
- Live & Artificial Bait
- Now Carrying Firearms
- Hunting & Fishing Licenses

summitbaitandtackle@hotmail.com

When it comes to fueling your outdoor needs

Gasoline • Fresh Coffee • Deli Style Sandwiches • Fountain Drinks • Snacks • Sporting Goods
Live Bait & Tackle • Guided Fishing Trip Information • Hunting & Fishing Licenses • Check Station and More

52 Pick-Up
Marathon®
Brookville, Indiana

Brookville Lake Guide Service
Guide: Tag Nobbe
Phone: 765-647-4329
Cell: 765-265-3238
Web: brookvillelakeguideservice.com

Near Brookville Lake just south of Brookville on U.S. Hwy 52 (765) 647-3600

News from the Indiana State Police



by Sergeant John D. Bowling
Public Information/Recruiting Officer

Fatalities Down, But Distracted Driving Related Crashes Up

According to the National Highway Traffic Safety Association (NHTSA), traffic fatalities will end up in 2010 to be at their lowest point since 1949, with an early number of 32, 885 lives lost in America. Here in Indiana fatalities were down, with final numbers not in yet. However, distracted driving continues to be a deadly problem that is on the rise across America and here in Indiana.

In 2009, according to NHTSA, 16% of all fatalities were distracted driving related. Further in 2009, 20% of all injury related crashes nationally were distracted driving related. As for our state, I don't have any distracted driving crash stats for 2010.

I can tell you from July 1, 2011 to December 29, 2011 the Indiana State Police wrote 51 tickets and 49 warnings for texting while driving. I can also say that I and other troopers are seeing more and more crashes where there are no skid marks, where one vehicle simply rear ends or runs over vehicles stopped or slowed in front of them.

People are dying from distracted driving. Technology has been great, but it comes with a responsibility. Please, don't text and drive, and make sure your teenagers "get the message" too. Distracted driving can be as deadly as driving impaired.

Move Over, Slow Down It's The Law

The Indiana State Police reminds drivers that Indiana law requires motorists to approach cautiously when an emergency vehicle, road work, service or

utility vehicle is stopped on two or four lane roadways with emergency lights flashing.

On 12/1/11, INDOT employee Gregory A. Lawdermilt, 56, of North Vernon, IN lost his life when he stopped behind a crashed vehicle on I-65 just north of Seymour. Shortly after the INDOT vehicle stopped in the right lane and activated its emergency lights, a 2007 Freightliner semi tractor-trailer rig driven by 50 year old Robert A. Burger of Louisville, KY struck the rear of the INDOT vehicle and ran over the top of it. Both vehicles then skidded off the traveled portion of the roadway into the median and burst into flames.

On Christmas day Trooper Vicki Maxwell had pulled over on the shoulder of the Indiana Toll Road near the Laporte-St Joseph County Line to help a disabled motorist. A truck pulling two trailers loaded with Mercedes Benz Cars side-swiped Maxwell's patrol car, despite the fact that all the emergency lights were on and there was no vehicle beside the semi to prevent them from moving over.

Trooper Maxwell was lucky as she was treated and released from the hospital. On January 16, 2005 I was sitting on the berm of I-70 as crews cleaned up a previous crash in front of me, just west of the Ohio line. I had road flares out in the road blocking the right lane 100 yards behind my car, and had all my lights on. Everyone else was getting over, except for a semi that came along at 65 m.p.h, ran over the flares and side swiped my car. It left me with a back injury I feel every day.

The law states motorists MUST change lanes away from the emergency or utility vehicle if they can do it SAFELY; If not they must SLOW DOWN and proceed with caution. We are asking motorists NOT TO STOP in the roadway, but to SLOW DOWN and/or MOVE OVER.

Vehicles included in the law are:

- Police vehicles
- Ambulances
- Fire trucks and rescue equipment
- Highway incident-response vehicles
- Highway work vehicles-including snow plows
- Vehicle recovery equipment (tow trucks)

I will even go one step further. If you were out there out of gas, or changing a tire, wouldn't you want folks to slow down and get over to give you room to work? We've all had to change a tire on the interstate and felt our car rock as vehicles go flying

by at road speed or faster. Pay attention ,slow down and get over for everybody. It could be your daughter, wife or grandpa out there changing a tire or broke down.

If you still don't want to move over, think about this. I once had a trial with a semi that failed to move over. The judge found him guilty,assessed a fine of over \$1,000 and suspended his license for 60 days. The BMV will assess eight points on your license, which will probably make you a high risk insurance customer for five years or so. So please, slow down, move over and help save lives.

STRANDED IN COLD WEATHER

With the frigid cold temperatures of late winter, a vehicle that becomes disabled can make for a life or death situation for the driver and passengers.

Following are a few tips you can follow that could save your life:

- Before you leave check the weather forecast and let someone know your route of travel.
- Always keep your gas tank full when driving in cold weather.
- Carry a winter survival kit in your car which is to include: blankets, flashlight, extra batteries, brightly colored cloth, sand or a bag of cat litter, shovel, candles and matches, non perishable high calorie foods, (nuts, raisins, and candy bars), newspapers (for insulation), a first aid kit and jumper cables.
- Do not leave your car if stranded, it is your best protection. Do not panic, an idling car only uses one gallon of gas per hour.
- Roll down a window a very small amount for fresh air.
- Make sure the car's exhaust pipe is not blocked to prevent carbon monoxide poisoning.
- At night, leave your dome light on.
- Carry a cell phone to call 911.

The tips provided sound simple and include several items to place in your car, but they could save your or a family member's life. For Indiana road conditions call 1-800-261-7623 or visit the INDOT web site at TrafficWise.IN.gov.

Thanks for reading and for allowing all of us to serve all of you. Stay safe and we will talk again next month. ■

BURRIS SINCE 1980
ELECTRIC & PLUMBING SUPPLY, INC.
COMPLETE LINE OF ELECTRIC & PLUMBING
CUTLER-HAMMER • G.E. SW GEAR HYDROMATIC • BROAN
TOLL FREE 1-800-998-3576

AUSTIN
812-794-2257
199 N. FRONTAGE RD.
1-888-845-2388

MADISON
812-273-2976
2976 SHUN PIKE RD.
1-877-322-7401

SEYMOUR
812-522-7401
110 N. O'BRIEN ST.

Move Over and Slow Down

It's the Law for Emergency, Road Work, Service and Utility Vehicles

It Saves Lives!

Indiana Department of Natural Resource News



by I.C.O. Gary Catron
LE Division Spokesperson

Reviewing His-tor-y

Last week I was shuffling and sorting through a pile of catalogs and magazines in order to reduce clutter but in reality simply making room for more. I was able to create quite a purge-pile of last year's hunting, fishing and boating catalogs and swore that in 2012 I would do a quicker job of filing them in the outgoing box. I'll note here that this was not in the form of a New Year's resolution so I can't be dogged about it if I don't do it!

As I sorted through the magazines I got sidetracked reading through an older issue of Outdoor Indiana magazine. It is kind of misleading for me to use the term 'older' without elaboration in this instance. The cover had a patina to it unfound in all but a few of my magazines. This particular issue was from November of 1952. I didn't subscribe to that or any other magazine then contrary to what my sometimes wisecracking son says.

When I opened this magazine I noticed inside the front cover an illustration by Will Eisner, in cartoon form, stating to "look before you shoot!" There in a prominent position in the magazine was an important message of hunting safety long before hunter orange or the emergence of the hunter education program. Obviously, the message was needed then and unfortunately is one

that needs repeated and preached to this day.

The first article in this issue gave statistical trend data of small game harvests through the 1940s to 1951. A few of these stats caught my eye. In 1943 the Indiana Department of Conservation, predecessor to the 'IDNR', estimated that a hunter would kill approximately 3 quail and 2.5 rabbits per outing. In 1951 the number of species taken per hunter effort drops to just below half of these numbers as hunting pressure increased. During the same time period the calculated statewide take of the favored rabbit fluctuated, but increased, while the quail numbers dropped citing poor nesting conditions.


Another article of interest previewed Indiana's second deer season, since the white-tail was reintroduced in 1934, and recapped the first. The second deer season was three days long with an estimate of 15,000 hunters expected to participate within the 18 county deer zone. The hunters paid \$5 for their license that would allow them to shoot a deer. Bucks, does and young of the year were all fair game. These numbers seem quite humble in comparison to any portion of our current deer season.

According to the stats cited in this article, approximately 12,000 deer licenses were sold in the first hunt in 1951. Of the 1,500 deer killed during that hunt, nearly 39% were bucks, 30% were does and 31% were young of the year (then listed as fawns).

To throw up a few numbers for the sake of comparison, just over 130,000 deer were checked in as legally killed in 2010, with 268,485 deer licenses sold (does not include youth hunting license sales). Also in 2010, about 42 of Indiana's 92 counties had a deer harvest in excess of the 1,500 taken statewide in the 1951 hunt.

As is done now, measurements and samplings were conducted on many of the deer taken then to assist the 'wildlife investigators', a.k.a. wildlife biologists, in gathering important biological data on the deer herd health, etc.

Also within this article was a statement of how



the sporting gentlemen were exceptionally safe in the 1951 deer hunt. The author states, "Its claim to fame in Indiana lies in the fact that during last year's hunt...only one man was seriously injured while hunting afield...". The author continued "The remarkable safety record of last year's hunt, which included the one serious injury afield and two near misses..." No, I don't know what the 'near misses' consisted of or how that information was collected. At the risk of sounding like I am editorializing, it sure sounds like a whole lot worse might have been expected to occur during that first hunt.

In as much as Indiana's deer season has changed, the more some things have remained the same. Positive target identification is crucial during all types of hunting. It is vital that each animal be identified at three different points in time by using three different characteristics before a shot is taken. Like the inside front cover 59 years ago exclaims, "Look before you shoot!"

Above is a photo of the inside front cover of the 1952 Outdoor Indiana magazine that includes a Will Eisner illustration.

REM-BU Gun & Ammo Shop

UNDER NEW OWNERSHIP

- Guns • Ammo • Shooting Accessories
- Scope Mounting • Recoil Pad Install
- Drill & Tap • Gun Repair • Bore Sighting

LAY-A-WAYS / GIFT CERTIFICATES

ADDING INVENTORY WEEKLY

- Consignments • Appraisals

New, Old, Odd & Otherwise
Buy, Sale, Trade

**HOURS: Tues thru Fri 9 am - 5 pm / Sat 9 am - 3 pm
Closed Sun & Mon**

DEER & TURKEY
CHECK-IN STATION

115 West 7th Street
Connersville, IN 47331
765-825-2613

DEER & TURKEY
CHECK-IN STATION

115 West 7th Street
Connersville, IN 47331
765-825-2613

WE ACCEPT ALL MAJOR CREDIT CARDS

PIONEER VILLAGE

Gateway to Hardy Lake

- LIVE BAIT • TACKLE
- FIREWOOD • GAS
- BIO-DIESEL
- FISHING LICENSE
- HOT FOOD • DELI
- ICE • POP • CHIPS

3614 E. Hwy. 256
Scottsburg, IN 47170
PH: 812-794-2769

www.pioneersvillage.com
E-mail: whittymore@pioneersvillage.com

Dale Hardy Supplies

Just 2 Miles North of US 24 on US 35
Logansport, Indiana
(574) 753-6843

- Houndsmen Dog Boxes • Cajun Lights
- Nite Lites • Hunting & Trapping Supplies
- Diamond Dog Food • Buyer of Wild Root
- Red Wing Shoes • Carhartts
- Horse Supplies & Tack • Custom Leather

Carhartt Hard at work since 1889.

Monday - Friday 9-6
Saturday 9-5
Closed Sunday

www.dalehardysupplies.com
dalehardy_supplies@hotmail.com



I took this photo at the 2011 show, Bruneau Jasper Idaho rocks in the front center.



Two youngsters watch as Jerri Heer works at her table in 2011 EIGGS in Richmond, IN.

39th Annual Gem, Mineral, Jewelry, Fossil Show & Sale at Wayne County Fairgrounds, Richmond, IN March 2-4, 2012

Article & Photos by Ray Dickerson

The Eastern Indiana Gem and Geological Society's (EIGGS) 39th Annual Spring Gem, Mineral, Jewelry and Fossil Show will be held at the Kuhlman Center located in the Wayne County Fairgrounds on March 2th thru the 4th, 2012.

The show opens at 10 a.m. Friday and closes at 6 p.m., then opens at 10 a.m. on Saturday and closes at 6 p.m., on Sunday it opens at 11 a.m. and closes at 4

p.m.

A Donation is collected at the door, Adults \$5.00, Seniors 60 and older \$3.00, Youth ages 7 to 18 \$1.00, 6 years and younger or in Uniform FREE.

On Friday from 10 a.m. to 3 p.m. school children will be at the show.

It is a tradition for Sherry and I to visit the Eastern Indiana Gem and Geological Society show. As I have said many times before we have been rock hounds all our lives. For the first few years that I published "The Gad-a-bout" I held a get together I called a "Fossil Fling" inviting other rock hounds to the Whitewater Valley. One visitor, a Purdue Professor, once told me that our area is the most fossiliferous area in the United States. I don't know about that, but we sure got our share of fossils here.

One thing I like about rock and fossil hunting, is that it is a pastime that doesn't require a lot of money to participate in and you get lots of exercise and fresh air in the process. If you think you might want to be a little more creative with your find (s), attend a Gem

Show like this one, EIGGS members will be more than happy to help you discover the joy of the hobby.

Here are some of the things you will find at the EIGGS show: Jewelry, Gems, Minerals and Fossil dealers, Exhibits, Displays, Door prizes, Silent auctions, Children activities including Gold Panning (new for 2011), Demonstrations of Fluorescent minerals, Micro mounts, Wire wrapping and Gold panning, Fossil cleaning, Glass Bead making, Flint Knapping and Faceting.

The Wayne County Fairgrounds is easy to find it is located on the west side of Richmond, Indiana, just north of U.S. 40 on Salsbury Road or just south of US 35 on Salisbury Road. (Word of caution if you want to travel the route from US 35 be aware that Salisbury Road is very rough). A better route from the north would be to take U.S. 35 south to the 4th stoplight, turn right onto NW L Street go west to Salisbury and left to the show.

For more information contact **Dave Straw 765-966-4249** or **John Lamont 765-647-4894**.



The EIGGS show is jam-packed with rocks, gems, crafts, jewelry, etc.



Sherry Gad-a-bout Dickerson looking at John Lamont's Rock Pile booth in 2011.

39TH ANNUAL SPRING SHOW GEM, MINERAL, JEWELRY, FOSSIL SHOW & SALE

March 2, 3, 4, 2012

Friday 10-6 / Saturday 10-6 / Sunday 11-4
(SCHOOL CHILDREN FROM 10-3 ON FRIDAY)

Donation: Adults \$5.00 / Senior Citizens (60+) \$3.00
Students (7-18) \$1.00 / 6 & Under or In Uniform Free
Adult 3-Day Pass \$5.00

KUHLMAN CENTER

Wayne County 4-H Fairgrounds - North Salisbury Road
RICHMOND, INDIANA


Jewelry, Gem, Mineral & Fossil Dealers. Exhibits, Displays, Door Prizes -- Silent Auctions, Children's Activities. Demonstrations of Fluorescent Minerals, Micro Mounts, Gold Panning & Wire Wrapping, Fossil Cleaning, Glass Bead Making, Flint Knapping & Faceting.

GOOD FOOD AVAILABLE

SPONSORED BY

Eastern Indiana Gem & Geological Society, Inc.

INFO: Dave Straw 765-966-4249 or John Lamont 765-647-4894



**Treasures of the Earth
Gem & Jewelry Shows**
www.toteshows.com

14th Annual Indianapolis Spring

Bead, Gem, Mineral & Jewelry Show

Indiana State Fairgrounds - Ag/Hort. Building
1202 East 38th Street - Indianapolis, Indiana

March 23-25, 2012

Friday & Sat 10am-6pm Sunday 11am-5pm

Admission \$5 Ticket good all 3 days

Children under age 16 Free - Hourly Door Prizes

Custom work & repairs while you wait - Food Available

Beads - Pearls - Minerals - Fossils - Silver & Goldsmiths

Displays by 500 Earth Science Club & Indiana Bead Society

October 5-7, 2012 = 14th Annual Indianapolis Fall Show

Great Lakes of the Wabash River - Fishing News



by Ryan Pershing
Mgr of Bozarth Country Store

2012 Crappie Tournament Dates Set

Greetings and Happy New Year from the Great Lakes of the Wabash River! We hope you ended 2011 with a very Merry Christmas. Though we have only had a light dusting of snow we know some of you winter sportsmen are gearing up for cold weather activities. One of our favorites is ice

fishing. We're still waiting on the ice to come on but we know winter is far from over. We are still anticipating a great catch through the ice similar to last year's results.

Speaking of fishing... Many of you have asked about our tournament schedule for 2012. The **Bozarth Crappie Tournament** dates will be as follows: May 12, June 23, September 15, and October 6 on the Salamonie Reservoir. Also mark your calendars for our annual Bozarth's Fishing Tackle Sale March 3-11. You can expect great deals on tackle, rods, reels, bobbers, etc.

To give you an idea of the winter fun on the Salamonie Reservoir our friend, Laura Whiteleather, from the Salamonie Interpretive Center, shares the excitement of snowmobile trail riding with her following narrative.

Dashing Through the Snow

by Laura Whiteleather

Imagine skimming across a blanket of sparkling, white snow through an open meadowland in an open sleigh. Not exactly a one horse open sleigh, but perhaps a 60 horse open sleigh! You're right, it's a snowmobile.

Salamonie Reservoir offers 40 miles of snowmobile trail. The trail is shared by horsemen, hikers, and bicyclists in the spring, summer, and fall months. It runs from Mt. Etna to Salamonie River State Forest and meanders up and down hills, across the tops of deep ravines and through woodland as well as meadow habitats.

There are numerous scenic views of Salamonie Reservoir and its many hidden coves. As you gaze down at the reservoir

below you can see where the Salamonie River snakes through the bottom. Look also to the skies above the lake as many bald eagles visit the open water during the winter.

A good place to stop and warm up is the Salamonie Interpretive Center. It is located off of the Bloodroot portion of the trail. There you can learn about the construction of the reservoir, native animal life and maybe even pick up a souvenir from the Otter Run Tradin' Post. If you are looking for a cup of coffee or hot chocolate Bozarth's Recreational Resort is located on private property halfway between Lost Bridge West and the Salamonie River State Forest.

Salamonie Trail is open December 1 - March 31 depending on conditions. There is an Indiana snowmobile trail information hotline that is activated after the first snowfall of the season. On the hotline you can find out if the trail is open and trail conditions. The hotline number is (574) 679-4006. For online current trail conditions go to www.in.gov/dnr/outdoor/4428.htm and click on the Indiana Snowmobiles link. The trail is well marked with signs pointing out blind curves and steep terrain. In several areas it is a one way only trail making it safer for users. Keeping the signage up and maintenance of the trail is shared by Salamonie property staff, the Salamonie Trailmasters Snowmobile Club, Indiana Trail Rider's Association and local horsemen. According to Harold Rogers of the Salamonie Trailmasters, the club puts in 300 to 400 hours per year keeping the trail usable. This includes clearing downed trees, trimming back brush, spreading stone in eroded areas and smoothing out rutted areas. Club members work very hard at maintaining a trail they may only be able to use about 30 days of the year.

Trailmaster members consist of folks from Kokomo, Hartford City, Noblesville, Mt. Etna, and Jonesboro Indiana just to name a few cities. However, trail users come from as far away as Kentucky and many are from the Indianapolis area.

The Salamonie Trailmaster club has monthly meetings at the **Salamonie Interpretive Center** located at Lost Bridge West. For more information about club activities you may contact Harold or Sally Rogers at (765) 674-2791.



A View overlooking Salamonie Lakes' Pirates Cove taken from a Salamonie Trail.

Bozarth Country Store

On The SALAMONIE RESERVOIR

Fishing Tackle Hunting Equip Camping Supplies Boating Equip Save BIG		LARGEST Selection of Cast Iron BOZARTH 2012 CRAPPIE TOURNEYS Sat May 12, Sat. June 23, Sat. September 15 & Sat. October 6 Info Call Ryan 765-981-4522
---	--	---

SEASONAL CAMPSITES AVAILABLE

Seasonal Rates - Full Hookups
"SIGN UP NOW FOR 2012"

1 mile east & 1 mile north of Lincolnville

We Have A Large Breakfast & Sandwich Menu

Campstore / Grocery Fishing Tackle, Live Bait & License Camping & Hunting Supplies Cold & Hot Drinks Ice - Pizza - Sausage - Hot Dogs Snacks & Sandwiches	Hunting Check In Station Banquet Room w/Kitchenette Arcade Game Room Showers (All Year) Boat Storage (Inside) LP Gas Refill Station
--	---

765-981-4522
7309 East 400 South
Wabash County
Lagro, IN 46941

We Proudly Carry Bass Pro Products
Save on Shipping

Open All Year - 6:00 AM to Dusk

Peacepipe Bait & Tackle

OPEN ALL YEAR

HUNTING & FISHING LICENSE
BAIT & TACKLE
CAMPING SUPPLIES & GROCERIES
FIREWOOD

DEER & TURKEY CHECK-IN STATION

4975 S. 1000 W., Andrews, IN 46702
260-468-2768

If dashing through the snow on your snowmobile is for you come on out and try the Salamonie Trail. If there is no snow you may even consider an invigorating winter hike to enjoy the many scenic vistas the trail has to offer. Whatever you choose get out and enjoy the wonderful winter landscape at the property. ■

D & J's CORNER MART

CONVENIENCE STORE GAS & DIESEL
SALAMONIE LAKE • SR 9 & 124

Bait & Tackle

Biscuits and Gravy All Day • Broaster Chicken

Plenty of Hot Food


260-468-2460

Deer & Turkey Check-In
Carolina Carport Dealer



Left Photo: Most reels are not hard to maintain, read your manual. Right Photo: I use a Q-tip to rub around the eyes to check them for cracks. (Photos by Bill Embry)

Bass Fishing Techniques



by Bill Embry

Things to do in the Winter Season

Well it's after Christmas and the spring boat shows haven't started yet. So what better time to clean our reels, check out our rods, and tackle and repair what we damaged last season. The first thing I do is remove all the line from all my reels, then I remove them one at a time from the rods. First I take a soapy wash cloth and wash the cork handles then the rod. I then take a wet cloth and wipe them off. If the handles don't look clean enough after they dry, I put some rubbing alcohol on a rag and wipe the handles off with it, this will remove anything the soap and water didn't. I then take a Q-tip and rub it around the eyes of the rod if you see cotton on the eye it will more than likely have a crack in it and will need to be replaced. Then check the rod for any cracks or bent eyes. If it looks okay set it aside. Now let's check out the reel.

Please read your manual, most reels are not that

hard to maintain. I open my reels up and take a look at them. If they look like they have been exposed to water I usually tear them down completely clean them and oil them. If they don't look too bad and work well I just oil them. I then put them back in the box until spring. Be sure to back off the star on the handle this will help make your reel last longer. (DRAG)


The next thing that I work on is my tackle. Go through all of your equipment. Make all your hooks sharp, check all your crank baits for broken bills and dull hooks. This is a great time of year to get your tackle organized. Think about the mistakes you made last year and what you're going to do to correct them in the future. The thing you must remember about tournament bass fishing is most of the time you beat yourself, by the decisions you make during the day. If you can ever figure out what to do at the right time you can be as successful as anyone anywhere. Boat shows are coming up later this month are: Louisville, Ky. January 25, 26, 27, 28, 29, 2012. Indiana fishing

expo: January 28 and 29 2012 at Franklin Fairgrounds. Indianapolis boat sport and travel show will be starting on February 17, thru 26, 2011.

"Good Fishin"

Bill Embry

Got2loveitbasstour@aol.com



Western Wayne County fishermen, Garrett and Hunter taking advantage of the warmer than usual weather, Saturday 1-7-12 at Brookville Lake. (Photo by Ray Dickerson)

Website: www.legendmarine.com

INDIANA DEER & ELK FARMERS' ASSOCIATION

WWW.INDIANADEER.NET

www.indianadeer.net

SALES SERVICE RENTALS

dry dock MARINA
at Prairie Creek

PONTOONS, BOATS & MOTORS

EVINRUDE
Mercury
MerCruiser
Yamaha

6700 S. CR 560 East
Selma, IN 47383

PHONE: (765) 286-4976 FAX: (765) 286-4981
E-mail: drydockmarina@aol.com
Hours: Mon. - Fri. 9:00 AM - 5:30 PM Sat. 9:00 AM - 3:00 PM

25 Years of Technical Service on Most Makes and Models

We Shrink Wrap Anything
Winterize I/O's & Outboards
Your One Stop Boat Shop

We are well equipped to take care of your needs, But small enough to care.

"WE SELL FUN"



Highsmith Guns
Sales, Repair & Training
Best Prices — New & Used
Certified Instructors
Ask for Shane or Mark
(317) 462-6290

812 S. State St., Greenfield • www.highsmithguns.com



McDonald's Bait and Tackle
Live & Artificial Bait
Fishing & Hunting License
Open 7 Days 6:00 a.m.

"Deer and Turkey Check Station"
 Home Processing Supplies
 Excellent Sausage & Jerky Seasonings,
 Casings, etc. — *"Check us out"*

15 W. Grant Street
Knightstown, IN 46148
765-345-2074

Marion's Greenhouse
 4 miles North of 256 on Hwy 3, Deputy, Indiana
812-866-2856

BULK GARDEN SEED
Soils-mulches-fertilizers-
garden pharmacy-
all your gardening needs!
Onion Sets
Seed Potatoes
Early Garden Plants

OPEN FOR SPRING FEBRUARY 1ST

Rick & Jeff's *We Will Not*
Floor Coverings, Inc. *Be Undersold!*

For All Your Floor
Covering Needs
(812) 754-0888
Now Carrying In Stock

kathy ireland
Shades Of America



Hwy. 56 East • Scottsburg, IN 47170



S & L ELECTRIC INC.
HEATING COOLING ELECTRIC
 A CENTURY OF RELIABLE COMFORT

320 W. MAIN ST.
 AUSTIN, IN 47102
812-794-3260



Talking Leaves



by Golden Eagle

THE INDIAN WAY...

I had a bumper sticker that said "THE INDIAN WAY..RESPECT, LOVE, SHARING..."

It reminds me of the four parts of the Law that I use in my ceremonies...HONOR, ALLEGIANCE, TOLERANCE, FITNESS...

Every Native Nation has a code of conduct that is taught to the children and has been kept alive over many generations. This code was usually brought to a particular group by a messenger from the Great Spirit. One of the best known is the challenge brought to the Lakota people by the White Buffalo Calf Woman along with the Sacred Pipe. Black Elk, the Lakota Medicine Man, emphasizes these qualities in his teachings as does Hyemeyohsts Storm in his Cheyenne teachings related to the Sacred Bundle of Seven Arrows.

As a Boy Scout I learned a Law that includes several of the same principles.... Trust, Loyalty, Friendship, Courtesy, Bravery, Reverence...

Believing in the Great Spirit. Facing life with courage and always remaining loyal to your family and your nation. Accept all people as your brothers and sisters. Last, but certainly not least, keeping yourself fit both mentally and physically. Doing these things will give you the help you will need to resolve all the day to day problems that you might have to overcome in your life.

I have been asked many times how I can justify being a practicing Catholic and still accept the

H.M.S. ENTERPRISES
 PRESENTS STORIES BY
GOLDEN EAGLE

Here is a unique tape which includes favorites such as Grandmother Turtles Stories, the Boy Who Was Afraid of Animals, Burnt Face and many others.
 Special Gad-a-bout price of only \$10.00 plus postage and handling fee of \$3.00. Call (513) 827-6151 weekdays from 10 a.m. to 4 p.m. to order.

spiritual teaching of my grandmother's people. It's quite easy, if you also recognize that the beliefs of your Hebrew, Muslim and Buddhist neighbors as being basically the same as yours. All believe in a Supreme Being, known by many names; a human messenger, a Messiah, who has either come or is yet to come; a sacred female figure; along with the presence of a guardian spirit, and spiritual messengers to carry your intercessions to the Supreme Being. Most of all, if you can accept on faith things that you can not prove as fact.

I have always tried to live by the rule that says: "Treat other people the way you would like them to treat you." I have found it particularly helpful to me as we became involved in the community in which we lived.

The Great Spirit has seen fit to allow me to live my life in relative freedom, to do work that I have always enjoyed with people I enjoyed being with. I owe a great deal to a lot of people who I can never repay. When I asked my father how I could repay him he said: "To do for your children as I have tried to do for you and you will have repaid me in full."

I saw the result of the Holocaust in Germany after the war. I promised myself then that I would never raise my hand or my voice against any fellow human being just because of his beliefs, his skin color or his nationality. I hope that I have kept this promise.

May the sun always shine in your heart and give you peace. ■

The Order of Red Men



by Malcolm Greene

The Improved Order of Red Men

Greetings My Brothers!
 I pray that everyone had a very merry Christmas: and that all will have a healthy and prosperous 2012. We began as secret patriotic societies before the

American Revolution. Our fraternity was founded in 1768 and was originally known as the Sons of Liberty. The main goal was to promote liberty and to revoke the English Crown. On December 16, 1773, the Sons of Liberty, to protest the treacherous tax on tea to England; disguised themselves as Mohawk Indians and infiltrated the Boston Harbor and dumped overboard 342 chests filled with tea which was then known as the Boston Tea Party.

During the Revolutionary War, members joined the Continental Army to fight for freedom and prosperity.

Please come as a guest at our next tribal meeting. We meet the third Thursday of each month at 6:00 pm at MCL Cafeteria in Richmond, Indiana to eat and our Council Fire is lit at 6:45 pm and extinguished at 7:30 pm. We generally have a presenter who portrays a part of our rich history.

May the Great Spirit be with you throughout your journey. Look for us on the internet at www.RED-MEN.org and/or call Malcolm Greene at 765-259-1958. ■

DUTCH DISCOUNT GROCERIES

Located in Center Square • 10390 N. St. Rd. 56 • Vevay, IN 47043
 (812) 427-2594 • Mon - Fri 8 am - 6 pm • Sat 8 am - 4 pm

Complete Line of Discounted Groceries • Cleaning Supplies
Fresh Meats & Cheeses • Frozen Food • Bread & Milk
Amish Made Crafts • Wooden Toys • Quilts & Hickory Rockers




Fishing Lake Michigan



by Capt. Mike Schoonveld

HOMES AWAY

When I travel to distant places I'm usually going there to "do" something. In the past year, I've traveled to hunt, fish, sight-see, go to vineyards, ride bikes, comb beaches, pick blueberries, go boating and I probably had a score of other, minor adventures along the way. All of these were "overnighters" or longer trips. Some were driving trips, others were "fly-to" destinations, but each required acquiring a home away from home.

My homes away from home can be quite simple. A bed and indoor plumbing will do me just fine. Put a small coffee maker in the room and I'll rate the hotel another star.

Usually I choose a Holiday Express, Motel 6, Comfort Inn or some other chain accommodation, none more different than the next than Burger King and McDonalds. On several of my trips last year, however, my home away was more than a "fast food" version of the hospitality industry. On these



At Big Cedar there was a moose in my room. (Photo by Capt. Mike Schoonveld)



The Gibson Inn was my "old Florida" Home Away. (Photo by Capt. Mike Schoonveld)

trips, my home away ended up being as memorable as the fish caught or the sights seen. *Gibson Inn, Apalachicola, Florida. At one time, the port of Apalachicola was the largest shipping depot along America's Gulf Coast. Goods from around the world came ashore. Lumber, cotton, turpentine and other goods were on-loaded and shipped. Traveling businessmen demanded first class accommodations and when in Apalachicola, the Gibson Inn afforded it. Built in 1907, it features lofty ceilings, a vast veranda and rooms with at least a pair of windows to provide cross-ventilation in this "pre-AC" construction. Sure, it's been upgraded, but stepping inside, is a visit to history. It's listed on the National Register of Historic Places. (www.gibsoninn.com)*Landmark Inn, Marquette, Michigan. Marquette was, and remains, a bustling center of the mining and lumber industries in Michigan's Upper Peninsula. The Landmark Inn was built during the Roaring 20s and has served a dual role as the city's major downtown hotel as well as one of the town's social centers. Now completely renovated, the upgrades took nothing away from the rustic splendor of the rooms and public areas. Many of the rooms are named for the dignitaries who stayed in them such as Louis Armstrong, Amelia Earhart and others. Rumors of ghosts in the old hotel have been floated but I didn't see either Abbot or Costello in the room I called home away. (www.landmarkinn.com)*Landmark Resort, Door County, Wisconsin. Though similar in name to my previous home away, the similarities end there. Located on 40 acres, near the town of Egg Harbor on the Door County peninsula, this modern facility features rental condominiums, each privately owned, but managed, maintained and rented by the facility when the owners aren't there. The view of Green Bay was spectacular from my window and though Door County offers enough activities (including great fishing) to keep anyone occupied, the resort offers enough on-site activities to make it a destina-

tion as well as a home away. (wow. land-marked.com)

Canyon of the Eagles Resort, Burnett, Texas: Most of the 940 acres owned by the resort is managed as a private nature preserve demonstrating the Texas Hill Country flora and fauna. Most of the activity centers around the resort's lodge, restaurants and individual cabins overlooking Lake Buchanan. The fishing was terrific for white bass, hybrid

and pure-bred stripers, but this isn't a fishing story. A variety of lake front activities are offered or just enjoy the vistas in this central Texas get away. The restaurant features great food and daily and nightly entertainment makes this home away a place hope to visit again. (wow. canyonoftheeagles.com)

Big Cedar Lodge: Table Rock Lake, Missouri. If this destination sounds familiar it's because you've seen photos of it dozens of times adorning the Bass Pro Shops catalogs that show up in your mailbox so regularly. You know what? It looks just as spectacular in person! I didn't stay in the lodge, rather in one of the rental cabins. What a home away! It's the

CONTINUED ON PAGE 23

Perch Smallmouth

GUIDED CHARTERS ON LAKE ERIE

WALLEYE

April Through October

Fishing the Western and Central Basins of Lake Erie-Ohio and Canadian Waters

Three Fully Equipped Boats

Two 32 ft. Blue Hills - 28 ft Bertram

LICENSED GUIDES

SPIN CAST - DRIFT FISH

Boytim Charter Service

Ned Boytim

502 E. Main St., Marblehead, OH 43440

(419) 798-5445

Toll Free 1-877-798-5445

"Over 50 Years Experience"

www.walleye.com/boytim.htm

Steve's

MARINE

BROOKVILLE LAKE

1156 W. DUNLAPSVILLE RD. LIBERTY, IN 765-458-7527

CAPTAIN

MIKE SCHOONVELD

AFFORDABLE

LAKE MICHIGAN SALMON

FISHING IN INDIANA

FOR 1 TO 4 PEOPLE

Tackle Furnished, Fish Cleaned

www.brother-nature.com

Brother Nature Charters

1-877-SALMON-5

Indiana Outdoors



by Joe Martino

No beagle...no problem Dogs not necessary to take rabbits

When many people think of rabbit hunting they think of using beagles. Sure, beagles are bred for hunting rabbits and they can make the experience more enjoyable, as well as generally more productive, but the aid of dogs isn't necessary to enjoy a day in the field pursuing one of our most sought after small game animals.

My first introduction to hunting was hunting rabbits with my father. We never had a dog so I cut my teeth "stomping the brush." We would simply slowly walk through thickets, overgrown pastures or woodlots all the while rustling any brush piles or tufts of grass we would come across by gently kicking them. Often times when we did this, a rabbit would come busting out the other side of it.

Hunting rabbits in this manner can actually be quite productive, but there are some things to keep



While generally offering more shots, as well as higher percentage shots at rabbits, Beagles aren't an absolute necessity when pursuing rabbits. Busting the brush has provided many families with rabbit dinners over the years for sure. (Photo used with permission from IDNR/Outdoor Indiana to Outdoor Writer Joe Martino)

in mind.

You will find that when you kick a brush pile which is holding a rabbit, the rabbit will explode out of it at a fast run. Using a shotgun with an open choke (such as an improved cylinder) is best in situations such as this. The open choke is ideal for close shots at fast moving game as it spreads the shot pattern in a larger pattern.

When walking through overgrown pastures or the like, I like moving slowly and deliberately, even stopping now and then. First off, a slow walk through the field will hopefully reduce the amount of rabbits that flush too far in front of you for a shot. Secondly, by stopping every so often, I have found that this tactic can often cause tight holding bunnies to get nervous and break from nearby cover, offering a decent shot. Another advantage of working an area slowly is that rather than having shots at rabbits as they come blasting out of the cover, a more deliberate approach increases the odds that a rabbit will break from the cover more slowly – offering a higher percentage shot. By employing this method – of almost still-hunting really – I know of some rabbit hunters who consistently take rabbits with .22 caliber rifles or small caliber muzzleloaders as the rabbits may simply come loping out when not startled. Remember, when employing the use of beagles, shots at rabbits are generally easier as the rabbits tend to just lope ahead of the dogs. Without dogs, if you aren't careful – as stated above – your shots are likely to be at fast-breaking bunnies that are running away from you. This is why it is important to try to reduce this as much as possible for

higher percentage shots.

There is no bad time to hunt rabbits really, but I especially enjoy hunting them with a fresh skiff of snow on the ground. This not only makes it easier to spot rabbits as they dart in between patches of cover, but it also makes it easier to locate where they may be holed up. If you see fresh tracks heading into a brush pile and not coming out, then you know that a rabbit is calling it home

Lastly, I prefer a short, lightweight shotgun when gunning for rabbits in thick cover. A longer gun tends to hang up in the brush when you try to swing it in the direction of a running rabbit for a shot. Also, slings tend to just get in the way when hunting in thick cover. I learned this the hard way, and hence, no longer use slings on my gun when bunny hunting.

Wearing brush pants and a brush coat are a must when beating the brush for rabbits. If you think blue jeans and a flannel or fleece hunting jacket will work – they won't. Clothing made specifically for the brush, such as Carhartt, should be worn unless you want to end up bleeding and buying new clothes to replace the ones you ripped to shreds.

Sure, watching and listening to the dogs as they circle a rabbit is an irreplaceable experience, but if you don't have a beagle, don't let it stop you from enjoying a day chasing bunnies either. If you intend to feel the weight on your shoulders of a limit of bunnies in your game vest, you don't have to have a dog - You just may have to put in a little more legwork to get it done.

Martino's *Inside Dining or Carry-Outs*
= *Italian Villa* *Restaurant & Lounge*

"Homemade Goodness In Every Bite"

Real Italian Pizza • Full Menu

- LASAGNA
- PIZZA
- STEAK
- SPAGHETTI
- SANDWICHES
- SEAFOOD

11AM - 10PM MON - THURS 11AM - 11PM FRI & SAT

765-457-9181

1929 N. WASHINGTON • KOKOMO, IN

Big Daddy's Guns & More

- * Gun Smithing
- * Tactical Gear
- * Knives

765 **530-8060**

* Buy * Sell * Trade - (almost anything)


Hagerstown, IN * Hwy 1 S/of 38

bigdaddysgunsandmore.com

Joe's
All Natural Beef Jerky

Joe Martino
Direct: 765-434-8598
E-mail: joe@eatjoesjerky.com / Web: www.eatjoesjerky.com
2378 West 350 North, Kokomo, IN 46901

News & Views From a Vet



by Mark Stover
Vietnam Veteran

Times have changed!


I was drafted into the Army March of 1970. My time spent in Basic Training was constant yelling, running and being told how stupid I was and I had better pay close attention or when I was sent to Vietnam I would get killed or wounded. When I left and went to Vietnam, I know I was ready for war, due to the constant drilling and training. Today, during your time in Basic Training I have been told that if you cannot do certain tasks or make the run the Drill Sergeant will tell you to just walk around. What a difference 40 years can make!

One thing that has changed that I do not understand is what we call our Military today. When I was active in the Military my I. D. card read at the top, the (Armed Forces of the United States.) Today our Military is called the (United States Uniformed Service.) I guess we don't want to offend our enemies or make the other Countries think we are a hostile nation. Who are the heroes of today? We have none. Someone please step up and take charge. We need leaders who can lead. We have enough followers.

President John Kennedy said, "Ask not what your Country can do for you, ask what you can do for your Country"

In this issue I would like to inform the reader about the 5 branches of service and information about each branch to include the part time branches and the Army National Guard that is in service to the state. In later issues I will share information about local services that are available to families of service members and where those agencies can be reached.

Below are the 5 branches of our service. Also I would like to note each branch has a reserve unit and/or a National Guard unit. Most of the Reserve units are training units and the National Guard units work with Homeland Security and the State they are located.



Mark at six months in Vietnam. He had returned to base to receive the 101st Airborne NCO of the year award. (Author Photo)



United States Army

As the oldest branch of the U.S. Military, founded in 1775, the Army is one of the most powerful fighting forces on earth. Approximately 549,015 full-time Soldiers in today's Army defend and serve our nation by land, sea and air. Elite groups within the Army, such as the Army Rangers and Special Forces, receive specialized training for advanced combat situations.

In addition to domestic bases, the Army has permanent stations in Asia, Europe and the Middle East, as well as troops on the ground wherever there is a conflict. Length of individual service commitment varies, and in some cases may be as little as two years.

Before Serving in the Army

To enlist in the U.S. Army, you must be between 18 and 42 years old (17 with parental consent). You must be a U.S. citizen or resident alien. A high school diploma is preferred, but a high school equivalent such as the **GED** may be accepted. You must also pass the **ASVAB** test and a physical fitness exam.

To serve in the Army, recruits must complete 10 weeks of Basic Combat Training, commonly known as **boot camp**. Eligible college students can participate in their school's **ROTC** program or attend a military academy to enter the Army as officers after graduation.



United States Marine Corps

The United States Marine Corps was founded in 1775, even before our nation was officially formed. This elite group of men and women live by a strict code of integrity and ethics, producing not just strong warriors but people of exceptional character. The core values of Honor, Courage and Commitment influence everything a Marine does, on and off the battlefield.

The Marine Corps plays a major role as the first force on the ground in most conflicts. Today, 203,075 Marines are stationed around the world at all times, ready to deploy quickly whenever and wherever needed. The minimum service commitment for the Marine Corps is four years, but as the saying goes "There are no retired Marines, only former Marines".

Before Serving in the Marine Corps

To join the Marine Corps an individual must be between 18 and 29 years old (17 with parental consent) and have a high school diploma. A small percentage of **GED** holders are allowed to join each year, provided they score well on the **ASVAB** test. College students wishing to train for Marine Corps officer positions may enroll in their school's Navy **ROTC** program, and should visit their local Officer Selection Office (OSO) for information.

All Marine Corps members undergo 12 weeks of Basic Training at Parris Island, S.C., or San Diego, Calif. This training is an intense mental and physical process that molds recruits to uphold and live by the core Marine Corps values of Honor, Courage and Commitment. Only the most elite make it through, and those who qualify have earned the right to wear the uniform.



United States Navy

The U.S. Navy was founded under the authority of George Washington in 1775, with the intent to intercept British supply ships near Massachusetts. Despite success in battle during the American Revolution, a standing Navy was considered too large an expense for more than a decade. But, in 1794, pirate attacks on trade routes and increasing international conflicts cemented the importance of a

WE BUY GOLD

Paying Top \$ For Scrap Gold & Silver

Do you have any broken jewelry or old jewelry you just don't wear anymore?
We'll Turn It Into Cash Today!

Jensen's Pawn Shop
702 S. State, Greenfield, IN
7 Blocks South of the Courthouse
462-4721

Immediate Cash
Loans on Secured
Merchandise

Buying & Selling
Gold & Diamonds, Tools
Electronics & More

GRIFFEY **765-478-6297**

FARMS

Pride THE BEST FOOD

10041 Pottershop Road

- Nutrena Feeds
- Pride Dog Food
- Mulch
- Hay and Straw
- Baling Supplies
- Livestock Supplies
- Gates and Kennels

ARMY NAVY

BACKPACKS CLOTHES
SOCKS BELTS
SHIRTS

GLOVES-WOOL-BLANKETS-PINS-PATCHES-BOOKS-BELTS-KNIVES-INCENSE-AND LOTS MORE

War souvenirs
See Miles or Sharrie
612 North A Street, Richmond, IN 47374
Bus. (765) 966-0417
1-800-686-2769
hhq313arty@frontier.com

J's Dairy Inn Restaurant

**Chicken, Sandwiches, Wings
Soft Serve Desserts**

Highway 44, One Block West of Traffic Light
Liberty, IN 765-458-5812

Prepared to Order Food

Summer Hours, Open Everyday 11 am to 10 pm
Winter Hours, Sun-Thur 11am to 9pm / Fri & Sat 11am to 10pm
www.jsdairyinn.com/

J. A. BERTCH & SON INC.

**HARDWARE
PAINT
PLUMBING
ELECTRIC**

**51 WEST UNION STREET
LIBERTY, IN 47353
PH: 765-458-5512**

strong Navy. Thus began the force that, to this day, protects U.S. interests at home and abroad.

Currently comprised of 324,239 personnel, today's Navy is equipped to handle operations both on and under the sea, in the air and on the ground. Its reach is worldwide, spanning 100 international ports and touching the farthest corners of the open ocean. Elite groups within the Navy, such as the SEALs and Navy Divers, receive specialized training for advanced warfare situations. A Navy Sailor generally serves a term of four years aboard one of the Navy's 283 deployable ships, though options for shorter time commitments exist.

Before Serving in the Navy

To join the U.S. Navy you must be between 18 and 34 years old (or 17 years old with parental consent). A high school diploma is preferred, but a high school equivalent such as the **GED** may also be accepted. All Navy recruits must take the **ASVAB** test to determine placement within the Service. Interested college students are encouraged to investigate the Navy **ROTC** program.

Navy training begins with eight weeks of Boot Camp at Recruit Training Command in Great Lakes, Ill. Rigorous physical and classroom exercises transform civilians into Sailors and prepare them for their first tour of duty.



United States Air Force

The Air Force began as a subdivision of the U.S. Army and was declared an official combatant arm in 1920. It wasn't until 1947, following World War II, that the Air Force was recognized as its own military branch.

Today's Air Force operates in keeping with a three-part vision: global vigilance, reach and power. This vision empowers a technologically advanced force of 328,847 troops focused on air, space and cyberspace superiority.

Before Serving in the Air Force

To join the Air Force, you must be between 18 and 27 years old, or 17 with parental consent. While exceptions are sometimes made for candidates with **GEDs** or other high school equivalents, high school diplomas are preferred. As in most Service branches, the **ASVAB** test is used to match recruits with jobs. Officer candidates are required to take the Air Force Officer Qualifying Test (AFOQT). Qualified college students wishing to train as officers should consider Air Force **ROTC**.

All Air Force recruits spend 8.5 weeks in Basic Military Training at Lackland Air Force Base in San Antonio, Texas. During this time, trainees develop the discipline, confidence and skills to grow into Airmen.



United States Coast Guard

The Coast Guard is an amalgamation of formerly distinct federal services: the U.S. Lighthouse Service, the Revenue Cutter Service, the Steamboat Inspection Service and the U.S. Lifesaving Service. In 1915, a congressional act combined the Life-Saving Service and Revenue Cutter Service to form the Coast Guard. The Service was placed under the control of the Treasury Department until 1967, when an executive order transferred the Coast Guard to the newly formed Department of Transportation.

The smallest branch of today's military, the Coast Guard operates under the Department of Homeland Security during peacetime and under the Navy during wartime, or by special presidential order. In addition to protecting our nation's waterways, the 42,426 active-duty members of the Coast Guard perform search and rescue, law enforcement and environmental cleanup operations.

Before Serving in the Coast Guard

To join the Coast Guard you must be a U.S. citizen or resident alien between 18 and 27 years old (or 17 with parental consent). While **GEDs** are sometimes accepted, high school diplomas are preferred. All recruits take the **ASVAB** test to determine placement. Those interested in becoming officers may apply to the Coast Guard Academy or talk to their local recruiter about other options.

Basic Training takes place at the Coast Guard Training Center in Cape May, N.J., and lasts for eight weeks. Daily fitness and swimming drills combined with classroom instruction prepare recruits mentally and physically for life in the Coast Guard.

Have a great New Year!

Roaming The Outdoors

CONTINUED FROM PAGE 4

I could write a volume for my distaste of these low life forms who have no feelings of guilt as they sometimes drop a bag full of kittens in the middle of the road or drop the bag off a bridge into a stream. If I had my way.....well we won't go into that here!

Right now Little Bit is laying in that same cat bed behind me, up on a small filing cabinet, fast asleep. I reluctantly let her come into my office after she wanted to scratch my door to pieces. She doesn't like being alone, that's another reason for finding her a good home. She will make someone a very good pet.

P.S. There is one strange thing about Little Bit, Tiger had a dark face with a white nose, Little Bit has a light face with a dark nose - dum-ta-dum-dum!! (Dagnet sound).

If you would like to adopt Little Bit give me a call on my cell phone **765-960-5767** or e-mail me to ray@thegadabout.com.

VANDALS HIT SE CENTERVILLE IN EARLY SUNDAY MORNING JAN 8, 2012

I'm not an early riser because I usually don't get home from my office until the wee hours of the morning. I've found that I can get a lot more done at that time, its quiet, the phone isn't ringing and earlier in life I use to watch late night movies.

So on Sunday morning, January 8th, this past Sunday, it was probably around 9 or 10 a.m. before I was leaving my house. As I opened our front door I saw my neighbor, Amy Bunker, across the street talking to a Wayne County Deputy. Being curious I walked over to where they were and asked if something had happened.

Wayne County Deputy Sheriff Dave Scaggs asked me if I had any tire damage to our cars from the night before. I looked back at my truck and it seemed okay. He told me that about 50 residents so far had reported their tires on their vehicles punctured, just on the street side. I looked at my truck again and went over to look at Sherry's car in the driveway. All seemed okay.

Amy Bunker who had been talking to Deputy Scaggs earlier said they had six tires flat on three cars. My next door neighbor, Karen, had six tires flat at her house too, I think.



My neighbor on South Street, Jeff Pruitt, helping replace flat tire. Jeff owns Evergreen Lawn Services & Snow Plowing, 765-993-0252 or 855-1692. (Photo by Ray Dickerson)

I then got in my truck to go over to the office and work on my February issue. About half way there I noticed my steering wheel kinda' pulling to one side, I thought - uh - oh! I pulled into my driveway, got out and looked at my front left (street side) tire and it

CONTINUED ON PAGE 21



August 27, 2011, Vietnam Veteran Mark Stover prepares to take his position of honor as "Wall Sentry" in front of the Moving Wall, the "Wall That Heals." (Photo by Ray Dickerson)

Noble Boys Furniture

Featuring Solid Oak and Solid Wood Bedrooms, Dining Rooms, Living Rooms, A Lazy Boy Owned Co. & Lane Recliners, Bedding and Other Household Items Dutch Craft Bedding Made by Amish

6032 Holland Rd., Brookville, IN (White's Farm - U.S. 52)

Mon-Fri 9-5 / Sat 9-4 • 765-647-4875 "Quality Furniture At Fair Prices"

"ACROSS FROM COURTHOUSE"

HOURS:
Tues - Sat
5 am to 1 pm



Home Cooked Meals

Sundays
6 am to 1 pm

Dine-In or Carry-Out

LIBERTY RESTAURANT

7 West Union St., Liberty, IN 47353



765-458-5223



Check out our rates on Park Models, & RVs !



P.R.S. Insurance, Inc

17 W. Union Street
Liberty, Indiana


Downtown across from the Courthouse

Phone: 1-888-PRS-9001

Riggle-Waltermann

MORTUARY, INC.

32 SOUTH ELEVENTH STREET
RICHMOND, INDIANA 47374
PHONE (765) 966-7684



N.F.D.A.
I.F.D.A.

www.riggle-waltermann.com

Plan your Indiana adventures at

www.INDIANAOUTFITTERS.com

INDIANA'S ONLINE OUTDOOR RECREATION GUIDE

Link up to us at www.INDIANAOUTFITTERS.com

Find all the info you need
with this **FREE**
Indiana Trip Planning Website!



Where do you want to go
this weekend?

visit **www.INDIANAOUTFITTERS.com**



FREE! Indiana Cabin Rentals Guide
www.IndianaCabinRentals.com



Now finding cabin rentals is easy.

Use a clickable map of the state to find a rental cabin!



Looking for lodging with a hot tub?

Want a place by the water?

Find traditional log cabins, historic cabins, floating cabins, camping cabins, and unique rental homes throughout Indiana.



Why settle for a stuffy hotel room when there are options like this?

Rent your own private cabin!



Want a secluded cabin with peace & quiet?

Want a cabin near the heart of the action?



Need a pet-friendly cabin?

Want a basic camping cabin without all the frills?

www.IndianaCabinRentals.com

Find specials, pictures & links to cabin rentals around Indiana



58TH ANNUAL

INDIANAPOLIS BOAT, SPORT & TRAVEL SHOW SM

February 17th-26th

Over 650,000 square feet of the outdoors, indoors!



See the "Canadian Experience" - An Authentic Canadian Hunting and Fishing Camp

"Ultimate Camp Cooking" back by popular demand

February 17-19, 2012
Indianapolis, Indiana

15th Annual

INDIANA

Meet Tom Miranda, Frank Addington and Dave Canterbury from Discovery's Hit Show "Dual Survival"



See all of the latest hunting gear and apparel, talk with hunting outfitters & learn from the pros at one of our many hunting seminars!

Attention Waterfowl Calling Enthusiasts!

Waterfowl Calling Championship sponsored by Ducks Unlimited



Indiana State Fairgrounds - Indianapolis, IN
For tickets and more info visit IndySportShow.com



Looking Downstream



by Paul McCloud

Panfish Basics 101

The high tech times we live in has seen big changes in fishing as it has in just about every other aspect of life. Today's fishing tackle catalogs are filled with so many electronic gadgets you could easily wipe out your bank account trying to tech up your fishing gear. Myself, when I head to the lake, I'm looking to relax and commune with Mother Nature. I'm not looking to stress myself out trying to figure out how to work and read a plethora of gadgets and digital gizmos. I do have a depth finder that came with my boat and it does all kinds of things I don't understand, would have been helpful had the previous owner saved the operators manual. It keeps showing a tremendous number of fish icons in various sizes and at various depths. I'm positive it's lying to me; it shows fish under the boat even when the boat is on the trailer sitting in the parking lot. Makes me wonder if I can trust it to tell the truth about the depth and water temp. When it comes to fishing any more I'm pretty much a by the basics guy, live bait and vintage Zebco reels on light action rods.

Being in my sixties I'm not up to fighting the elements anymore, not if I don't have to any ways. So I hit the water once it's warm enough I don't have to wear winter underwear and layers of cloths, most often this is mid to late April. By then the water temperature is usually in the upper 50s to low 60s and the fish are getting active. The lakes I fish are shallow to medium depth with an average depth of around 12 feet, pretty much your average Midwest reservoir. There is plenty on structure (trees laying over in the water, stumps and rock out croppings) to hold fish. I start fishing for Crappies around structure when the water temp there approaches 62 degrees. Nothing fancy, no special scented jigs, just a two to three inch chub minnow on a number 1 or 0 long shank hook. I like the red tru-turn or Mr. Crappie hooks when I can find them. I use 4 to six pound test monofilament line, a number 7 split shot under a half-inch diameter balsa stick float. I start out fishing at four-foot depth and move up or down till I find the fish zone.

As I said previously, for Crappies I use chub minnows, hooked through the tail back far enough from the dorsal fin not to penetrate anything but muscle so not to kill the minnow. When I can get them I prefer Red Bellied Dace minnows, they are very colorful, actually look like a very small member of the Trout family (see photo). Crappies can't seem to resist these little guys but they are hard to find. I used to seine them in small streams that have really rocky bottoms. I have caught Crappies on crickets and wax worms but they are predators and their normal food source is smaller fish and aquatic life. There are guys who do very well using assorted light jigs, I did a test one day and decided at least for me

under the circumstances I fish, they weren't for me. My dad and I were having a really good day on Acton Lake at Ohio's Hueston Woods State Park and I switched from minnows to a pair of eighth ounce jelly tailed jigs one white one yellow. I did catch a couple fish; my dad caught eleven fish over the same time, good enough for me.

Crappies go through a feeding spree for a spell of around ten days to two weeks before the annual spawn. This period sees the largest number of fish taken by the largest numbers of fishermen. They move in closer to shore and up feeder streams and come within reach of every hook and line that's in the water, This is a very fun time and if you don't have the time to hit the lake several times a week, this is the time you really should be there. Once the water temp gets to 60 if nothing else call your local bait shop, the guys there can tell you if the Crappies are "running".

Bluegills, Redears, Rockbass, Pumpkinseeds etc. "Sunfish" are caught year-round and are the most heavily fished group nation wide. They reproduce prolifically, and are at home in all fresh water environments. A six-inch bluegill gives a good account of itself on light tackle and even cane poles. An 8 to 10 inch bluegill, not that rare, is an amazing fighter and provides really nice sized fillets for the skillet. Bigger fish 12 inches and bigger are out there but their numbers are low. In the Midwest bluegills in a healthy eco-system have neared the end of their life cycle by the time they get over eight inches long. Just like every other animal there are those exceptions that thrill anglers and end up in the magazines and record books.

I approach sunfish the same as crappies just use a smaller number 8 long-shank hook, red tru-turn or Mr. Crappie brand. For bait, my favorite is wax worms, though a one inch piece of red worm, or mealworms, or crickets work well too. The bait preference does seem to vary from one lake to another, which is a story in itself. I grew up fishing streams and small lakes around Ohio's Preble County, and sunfish there showed a definite preference for red worms and wax worms. Fishing Union County Indiana's Whitewater Lake this past spring the sunfish were hitting crickets like they starving, yet weren't interested in my offerings of wax worms or red worms.

With bluegills I try to estimate the depth around the structure I'm fishing and start out trying to fish a foot off the bottom. I'll adjust my depth in response to the action I get from the fish. If I don't get a bite pretty quick I move on to the next spot. I figure either I or maybe a predator has temporarily spooked the fish around this area so I'll hit it again later.

Bluegills, that school up in their younger years become loners, as they get bigger. If you are out to fill a stringer in short time you can anchor on one of your favorite spots and do good on average sized fish. If you want a mess of eight to ten nice sized fish for you and your better half for supper you'll have to move around. On each lake I frequent I have at least ten favorite spots, I ease into these areas and toss my bait as close to the structure as I can. Most often the first fish you catch will be the biggest one on this spot, most subsequent fish will usually be smaller, although some spots can hold more than one bigger fish, most spots will hold the one. Of course another bigger fish will claim the spot within a few hours after it's previous tenant has been caught or moved on. These simple strategies have worked well for me and should work as well for you other guys. As always I welcome your comments and

would love to hear your stories. E-mail passports@ydial.net


WHITE CRAPPIE



BLACK CRAPPIE



ADULT BLUEGILL



ADULT REDEAR



Gas City Bait & Tackle


113 South Harrisburg Ave.
Gas City, IN 46933
(765) 674-7643

WE DELIVER
WHOLESALE BAIT



Fishing: The World's number one sport. So be a sport and take a kid fishing.

SHOTGUNS HANDGUNS RIFLES AMMO
Muzzleloaders Scopes Holsters
Tactical Rifles & Accessories



Kimber
Master Dealer

See us on facebook at Madison Outdoors

Smith & Wesson

at the junction of Cragmont and SR 7
504 West State Street Madison, Indiana 47250
madisonoutdoors@yahoo.com (812) 265-9306

Why Cook Tonight, When We'll Deliver It right?



Lunch & Dinner

of Liberty

11:00 A.M. - 10:00 P.M. SUNDAY Thru THURSDAY
11:00 A.M. - 12:00 A.M. FRIDAY & SATURDAY

201 North Main Street - Liberty, IN 47353

DINE IN CARRY OUT DELIVERY (765) 458-5775

McCLEERY'S DOG CARRIERS

1/2" Treated Floor
Walls & Top Insulated
Custom Built
Boxes & Trailers



LEXINGTON, INDIANA

812-866-4510

and that's the news from
West Central Indiana



by Don Bickel, Forester

Rabbits and Maple Syrup

"Hal, there's one, maybe two, rabbits coming your way."

"Let em' come on. If they go through that blackberry patch, I might see em'"

It's late in the rabbit season, which runs to February 15. The snow that fell several days ago is beginning to melt under the warming sun. It's a perfect day for a rabbit chase with one or two beagle hounds."

"Boom!"

"Did you get one, Hal? Two went by here, but they were really carrying the mail and stayed in that thick stuff to boot."

"Yeh, Donald, they's one rabbit layin' out there in them blackberries. They wuz a second one, but I didn't have a chance at it."

By now, the beagles - Jack and Frank - both with predominant black coats, had passed my position. When they reached Hal's expired rabbit, there would



Bad day for the rabbits, good day for hunters. (Authors Photos)

be a short break in the chase and then one or both would pick up the scent of the escaping cottontail and the chase would be on again.

"Donald, that rabbit makes two fer me and you got one. What say we catch up with the others and see how much longer they want to hunt."

Five made up the hunting party - six counting grandson Gus. We had started the hunt - let the dogs loose - a little more than two hours ago. A quick check showed five rabbits so far. It was decided to let the dogs run this rabbit and then - maybe - go to one other place. It would be quite likely on this chase, at least one additional rabbit would be moving ahead of the beagles.

"Hal, what say we sit on this log and see if that rabbit comes our way?"

"Fine with me, I'm gettin' a lettle tired of a-standin' anyway. Sounds lik' th dogs are gonna push that rabbit right to Mark. We'll know when his 20 gauge goes off."

Our settin'-place was on a wild cherry log. It laid at a high point of the 20 acres we were hunting. And since we were about center of the 20, we could keep track of the hunt by the sound of the beagles. I didn't care one way or the other if I got another rabbit, since one rabbit makes a good meal for two people.

"Hal, it's about Valentine's Day or will be in a week or so. If we are going to make maple syrup, that time will be here pretty quick. The water might run today since it was freezing last night and it is trying to warm up today. I think the "if" part is past, so we'd better think about getting the sugar shack ready, check the tires on the sugar chariot and get the pans from Charlie's garage."

"Wal, I'm ready. sems lik' ever year, the time to cook syrup comes up quicker. Yeah, it would run today, but then hit's s'posed to cool down again. I think it's lik' Virgil Smiley, down in Parke County, oncet said - We'll start on Valentine's Day. I don't care what the rest of the weather has been. And he had cooked more syrup then we ever will."

And Valentin's Day it will be or at least the weekend following. Takes a crew to tap and hang buckets on 100 plus trees, so we do this work on weekends when plenty of hands will be available. The "sugar chariot" is the trailer which hauls the collected sugar water in six barrels, will probably have at least one on the four tires low. At present, it still has the cov-



I'm standing by the largest Sugar Maple in Montgomery Co., IN.

ering of mud from the last time out last year.

"Hal, I hope this syrup season begins better than last year. That foot of snow and zero temperatures put off sugar water collecting until almost the first of March. But, you never know, this year it may warm up and stay that way. I suppose we could put up with that. Probably mean we could get back to fishing."

"Ya know, Donald, the ice fishing sure didn't amount to a lot of time this year. Wuz it even two weeks? I know we caught sum fish, but it never wuz a big catch."

"Well, at least we got in some ice fishing. The best measure of ice that I found was six inches and maybe a fraction. Then came a rain, then a snow and now there is three inches left. But there was plenty to do. Quail and rabbit hunting, taking down deer stands, the ending days of the deer season, a rocking horse project, ice-fishing and now syrup time. And with syrup time comes warm weather. Life is good."

Unless there is a drastic change in nature's cycles, in about three weeks time, the return of the sandhill cranes and the redwing blackbirds will be seen. March, as usual, will plod along, never seeming to end. But at its end, the first morels will be found in the southern part of West Central Indiana, white bass will begin their upstream run from Raccoon Lake and largemouth bass will be caught in farm pond and lake shallows. Nothing to do until fly fishing time - don't kid yourself.

"Donald, them beagles are on the back side and I bet that rabbit comes down the cornfield edge. They've run him almost all the way around this 20 acres and he'll be lookin' fer an easy place to run. You go down the hill over there and I'll go down here, maybe one of us will get a shot."

"Boom!"

"Forget it, Hal. Joe was down there and I see him walking out in the cornfield to pick up the rabbit. I don't know about you, but I think I'll pass hunting the second place. Let the younger feet do that walking"

"Say, Hal, did I tell you friend Charlie is coming back from Florida to help us cook on the last weekend in this month. I knew he couldn't miss it. Sure hope we're cooking then. You never know what the weather will do."

"Wal, I tell you whut, Donald. If Charlie's here, they'll be plenty of eggs and hot dogs to cook in the sugar water. We kin jist hope at least, they'll be sum water to cook."

Riverside Sporting Goods



**1811 N. Washington St.
Marion, IN 46952 • 765-662-1590**

**Family Owned & Operated
Manager: Chad Phillips**

**Fishing • Live Bait • Tackle • Propane
Ice • Hunting • Guns • Ammo • Archery
Personal Protection • Canoe Rental
U-Haul Rental - 765-664-7939**



DOG FOOD



DEER FEED
BIRD FEED
CAT FOOD



RABBIT FEED

HOG AND CATTLE FEED



WE HAVE IT ALL
STOP IN TODAY AND STOCK UP

LOCATED AT
766 W. MAIN STREET GREENSBURG
812-663-6411
HOURS: M-F 8 A.M. - 5 P.M.
SAT. 8 A.M. - 12 P.M.
MANAGER TERI

LAND FOR SALE

OWN YOUR OWN HUNTING LAND



20 acres all woods, road frontage, oak, hickory, hardwoods, gray squirrels, turkey and deer. 12 miles to Brookville Lake, nice building site or recreational use, excellent hunting, more acreage available, own your own hunting land, county road.

Owner will sell on contract or finance.

765-458-7393

JOHN'S GUN & TACKLE

**ULTRA DOG FOOD / OWEN'S DOG BOXES
HUNTING LIGHTS / DAN'S HUNTING CLOTHES
GARMIN TRACKING SYS. / DOG LEADS & COLLARS**

**ARCHERY SUPPLIES / BOWTECH BOWS
INDOOR ARCHERY RANGE / TECHNO HUNTING SYS.**

**MUCK BOOTS / RELOADING SUPPLIES
LONG GUNS / HAND GUNS / AMMO
FISHING TACKLE, SUPPLIES & LIVE BAIT**

**Owners: John & Cora Durham
Manager: Enos Amburgey**

**HOURS: Monday thru Saturday 7 am - 8 pm
Sunday 9 am - 5 pm**

**200 N. Highway 3 & 7
North Vernon, IN 47265
812-352-7075**



Jerry Grubb has been doing his own taxidermy for some time for his own personal use, now he's licensed to do yours.

Jerry & Ray's Wildlife Creations

Article & Photos
by Ray Dickerson

Jerry Grubb worked for a company in Cincinnati, Ohio that shutdown. He couldn't find any work anywhere. He's been an avid hunter and trapper most of his life, he even learned how to mount his own animals he took while hunting.

At one time he worked at a Hunting Preserve here in Indiana as a guide hunting exotic animals.

The past three to four years he guided in Montana for a friend, the owner of Rawhide Guide Service near White Sulphur Springs, Montana. He got his license to guide for elk, mule deer and antelope hunts, enjoying the new occupation at first.

After he returned to Indiana he decided to go to school and learn Taxidermy, officially to get a certificate, so he could get a Indiana License to do Taxidermy for customers. So last year he enrolled



Jerry Grubb showing me a Walleye he mounted on a habitat he created in the form of driftwood. Ray Beard at left.



At left, Ray Beard and at right, Jerry Grubb co-owners of Jerry and Ray's Wildlife Creations. Examples their mounts line the studio walls, including from left to right, deer, deer, bighorn sheep, antelope, wild boar and below another bighorn sheep.

in the Tim Bowman School of Taxidermy in Michigan. He attended the school, since he had already learned many of the taxidermy skills on his own, he finished the course in eight weeks and got his graduating certificate for a job well done. He opened up his taxidermy business under the name of Jerry's Wildlife Creations. He initially advertised that he did deer, fish, turkey, full body mounts, head cleanup and restoration.

In May 2011 Jerry and his wife, Iris, moved into their new home on Hudson Street in Everton, Indiana, he wanted the new home mainly for its location and its garage, which would be perfect for his new taxidermy business and at the time he was running 300+ traps on his traplines. They used all their life savings to purchase the property, but when you see his studio and work area you will see why he wanted it so bad.

Jerry called me last November wanting to run an advertisement in The Gad-a-bout and at the time I told him I would do an article on his business in the February Gad-a-bout. We set the date of the interview for Monday, December 26, the day after Christmas, but I totally forgot about it. I called and apologized so we made the appointment for Monday, January 2, but he called and canceled due to a problem, so we moved it to Wednesday, January 4th, deadline day for my paper.

When I arrived at Jerry's business I noticed on the back of two trucks parked in the driveway, Jerry and Ray's Wildlife Creations, it puzzled me for a minute. Because his ad in The Gad-a-bout was under the heading of Jerry's Wildlife Creations. After entering Jerry's Studio I asked him about the signs on the back of the truck.

Jerry explained that this past October a good friend, a learning taxidermist, Ray Beard joined him in his business. Ray recently got his taxidermy certificate and is also licensed to do taxidermy for customers in Indiana. The name change happened between my delivering the January issue to him and

the day I got there for the interview, the new name is Jerry and Ray's Wildlife Creations.

They specialize in mounting all species from exotics to big game to the rare ones. They tan their own deer hides too.

After you shoot your deer, locate it and field dress it, you have about 72 hours in 20-30 degree temperatures to get it to them. After that the hide will start to deteriorate, the hair will begin to fall out, I think its called slippage. Once that starts your cape will be ruined. If it's really cold there isn't a problem. If you can't get it to a taxidermist in time you have to keep it cold until you can get it to them.

However, recent years here in Indiana, its been warmer, just like this year. If it is 40 to 50 degrees when you harvest that animal the 72 hours you had before is now 24 hours shorter. When the animal dies bacteria will start working on the hide immediately. Time is your worse enemy.

Jerry says the quicker you can get it to the taxidermist, the better. If you carry it around in your truck or leave it hanging too long, the hide will begin to deteriorate and once that happens there

Jerry & Ray's Wildlife Creations

TAXIDERMY SHOP

- Deer • Fish
- Turkey
- Full Body Mounts

• Head Cleanup & Restoration

"COME SEE OUR NEW SHOW ROOM"

2619 E. Hudson St., Connersville, IN 47331

Ph: 1-765-698-4369

grubb2619@comcast.net

AUSTIN WESTSIDE SUNOCO



Fine Food

Eat In or Carry Out

• Coffee • Groceries • Camping Supplies • Snacks • Drinks • Ice

118 S. Dowling Street, Austin, IN 47102

Phone: 812-794-2391

OPEN 24 HOURS



Official Fuel of NASCAR

Gas, Diesel & E85

"WORTH THE DRIVE"



8012 S. NINEVEH RD., NINEVEH, IN 46164
(317) 933-GUNS (4867)

OPEN 7 DAYS A WEEK

THE ICE FISHING HEADQUARTERS



Ed's is your official headquarters for everything ice fishing. Now offering a large variety of supplies and bait to meet all of your ice fishing needs!

We also offer indoor and outdoor self-storage units in a variety of sizes as well as U-Haul services. They're perfect for boat & RV storage, moving assistance, or anything else you might need. Call or stop in today!

• Guns • Bait • Tackle • Ammo • Archery • MORE

"THE BIGGEST LITTLE STORE IN THE WORLD"

(317) 933-GUNS (4867)



Jerry Grubb teaches partner Ray Beard some of the finer points of creative taxidermy on a Indiana Whitetail Deer.

isn't much he can do with it. However there is a good chance he can get you another hide from a processor or butcher shop.

A real important item from that point when you take your deer to the taxidermist is to have your deer tags with you. If you don't have the tags he won't check in the deer.

The taxidermist has to have the deer tags attached to the antler and hide. Conservation Officers will be checking to see that he is abiding by the law. When everything is properly recorded Jerry or Ray will get the measurements from your deer so he can order the right size polyurethane replica of the deer head for your mount.

Without those measurements the replica of the customers deer can't be made.

I learned something that day on the measurement, the two crucial measurements are from the eye to the nose of the deer and around the neck. The form is made from those two important measurements.

Jerry and Ray both said the uppermost important goal for them is that they get their customers mounts done in a timely manner, of the best quality

to complete.

Jerry told me that he really enjoys mounting fish, however it is very time consuming, he says he can complete two deer in the time it takes to do one fish.

Detail, detail, detail is the byword to make the finished fish look the way it is supposed to look. If you mess up, generally you are through. The fish skin is placed over a form just like the deer or fowl, then its hours of pain staking airbrushing.

Look at the walleye mount in the picture on the opposite page in the lower left hand corner. Jerry did it, it was caught in Brookville Lake.

Actually, today when catch and release is practiced by more and more fishermen, you can take a photo of the fish you caught and release the fish back into the water. You can give or send the picture to Jerry along with the measurements and he can make an exact replica of it, in his shop, without harming the live fish at all.

Besides the taxidermy business both Jerry and Ray are experienced trappers, trapping coyote, raccoon and muskrat, with an occasional beaver. Eventually they want to start buying fur too, most of the fur buyers in the area have either retired or died. There are a lot of coon hunters that have no place to sell their hides and Jerry wants to fill that void. He said that Russia and China are purchasing a lot of the world's fur supply at auctions which is driving up the prices for mink, raccoon furs and others.

Jerry and Ray seem to be on the right track to success in their taxidermy, trapping and assorted other ideas they want to achieve in the near future. One thing is for certain, in my mind, if anyone can do it they can and will.

I can whole heartedly recommend them for you to do business with in the current and future hunting and fishing seasons.

To contact them call 1-765-698-4369 or send them an e-mail to: grubb2619@comcast.net.

Tell them you read about them in The Gad-about.

ty possible and that the customer is more than satisfied with the finished product.

Few taxidermists' tan their own hides, the process is time consuming, here is a brief explanation.

After the hide is removed from the body by skinning it off, the hide is fletched to remove the fat and meat from the inside of the hide. Then the hide is placed in a tanning solution for a period of time. When the hide is taken from the solution it is hung up to dry, stretched twice a day while hanging. Then the hide is fletched again. The hide then goes into the tumbler to complete the tanning process.

After the hide is completely tanned it is ready for mounting. The tanning process takes ten

Roaming The Outdoors

CONTINUED FROM PAGE 15

was flat. The back one was okay. I didn't have any way to get the tire off, I did have one spare. So I went next door to see if Jeff Pruitt could lend me a hand. He not only lent me a hand, but also got his floor jack, break over bar, socket and proceeded to get the tire off. I looked in awe, first you have to take off a plastic cover with five plastic nuts holding it, then remove the five metal lug nuts holding the rim to the hub. I had no idea that was how it was done. He then put my spare on the truck and I was back in business or so I thought.

I thanked Jeff, he is one of the best neighbors I've ever had, I told him to call me anytime he needed a favor or some help.

I went into the office, grabbed my camera and got back into the van to take a few pictures of the vandalism. I drove back to the house on School to report the flat tire to Deputy Scaggs, if I could find him again. As I was parking my van I saw him pulling up to the corner on 3rd Street.



Wayne County Deputy Sheriff, Dave Scaggs, taking reports of vandalism from Centerville residents Photo by Ray Dickerson.

I waved and got his attention and quickly walked to his car, I told him my front left tire (street side) went flat driving over to my office. He took my report, in doing so he indicated that they were still getting reports. He said Beech Avenue seemed to have been hit real hard. The vandals had even gotten in unlocked cars and twisted off turn signals, stole items from inside and damaged the interior.

I asked Deputy Scaggs if they knew anything about who might have done it. He said nothing concrete. About that time, Wayne County Sheriff's K-9 Officer, Ron Lindley, drove up. I thanked the



Centerville Police Officer Lloyd Ritchie came by to see if I had reported the vandalism to my van. When I snapped this photo the sun was in his eyes, my fault. (Photo by Ray Dickerson)

CONTINUED ON PAGE 25

EVERGREEN Lawn Service
 Professional Lawn Work & Snow Removal
 In Wayne County Area
 CALL JEFF FOR ALL YOUR SNOW PLOWING NEEDS THIS WINTER
JEFF PRUITT, OWNER
 111 EAST SOUTH ST., CENTERVILLE, IN 47330
 765-855-1692 (CELL PH: 765-993-0252)

LOG HOME CENTER
 Local distributor of
PERMA-CHINK SYSTEMS, INC.
 Located 4 miles East of Noblesville on Rt. 38
 773-3268 or Toll Free 1-800-773-6223

ABERNATHY AUCTION & REAL ESTATE CO.

Sold Is Just A
 Phone Call Away! 765-458-5826
 640 West Contreras Road, Liberty, IN 47353
www.abernathyauktion.com
abernathyauktions@gmail.com

Outdoors Tales



by Phil Junker

Outdoor thank you important

Recently on an Indianapolis evening radio news show, the host and a guest were discussing that fewer people these days take the time or effort to say, "Thank you."

There were several speculations as to why. Younger people aren't taught to say it, people just expect more and feel they are entitled, some just haven't learned or care about good manners. Maybe they don't appreciate what they receive and what they have.

It seems that it is the right thing to do to thank the waitress at the cafe for filling up my coffee cup, the pharmacy tech at the drug store for smiling and obtaining my scripts quickly, the woman at the Cloverdale hardware store for helping find an item. I've heard people say it is unnecessary. That's the employee's job.

However for me, a "thank you" is in order for good service and a smile. It just seems right. My grandkids do say "thank you". Others should too.

OK Junker, why the "thank you" sermon.

It had been on my mind, and then a friend, Tammy Sapp, sent me a news release from the New Hampshire Fish and Game Department, which seems to be right on target related to the subject and the time of year. It's relevant whether you are in New Hampshire or Indiana..

"If you're a hunter or angler, the holiday season is an important time to extend thanks to landowners who share access to their land, says Charles Miner Jr., who heads up the New Hampshire Fish and Game Department's Landowner Relations Program.

"The generosity of landowners often makes outdoor experiences possible, especially in a state like New Hampshire with more than 70% of land under private ownership," says Miner. "It really makes a difference when you take the time to let landowners know you appreciate their allowing access to hunt and fish on their property."

A few ways to say thanks to landowners:

- Visit the landowner at the end of the season to express your appreciation, and, if possible, provide them with some of your harvest.
- Send a personal note or holiday card to the landowner, thanking them for sharing their land.
- Send a gift basket, Fish & Wildlife Calendar, magazine subscription, or gift certificate to a local

restaurant.

- Help them protect their property by documenting and reporting suspicious activities.
- Offer to help with outdoor tasks, or to clean up and properly dispose of illegally dumped materials left on their property.

If you are mentoring a young hunter or angler, be sure to include them in thanking the landowner - it's a great lesson for them to learn!

"Remember - the tradition of hunting will only continue if we all follow the basic principle of landowner relations: Treat the landowner as you would like to be treated and treat their land as you would like yours to be treated.

"Fish and Game's Landowner Relations Program works in partnership with landowners, hunters and anglers to identify problems landowners experience in providing access, and work proactively to address them.

"As the foundation of the Landowner Relations Program's efforts to work with landowners who provide access for hunting, Operation Land Share provides direct assistance to landowners to resolve issues resulting from sharing their land. Landowner Relations Program efforts are funded through generous donations, sponsorships and grants. If you'd like to help, or to learn more about the program, visit www.wildnh.com/landshare. Your support will help to provide access for present and future generations of hunters and anglers.

Many states have similar programs to make private land available to hunters, especially after the growing season is over. Such programs are important as the amount hunting land and habitat shrinks throughout the country.

###

DEER CHILI -- If you are lucky enough to have harvested a Hoosier deer and still have some in your freezer, a crock pot of venison chili makes a good entree for a cold winter meal.

Here are the suggested ingredients and recipe:

- 3 1/2 lbs. deer chuck roast
- 1 (1 lb.) can tomatoes
- 1 c. chopped onion
- 1 can chili beans
- 2 tsp. chili powder
- 1 lg can tomato juice
- 1/2 c. diced green pepper
- Rice

Cut meat into one inch strips. (You can use deer burger) Roll strips in flour, and brown in skillet. Put in slow cooker or crock pot. Add tomatoes, tomato juice, onion, chili powder, soup, chili beans, and green pepper. Set on low to low-medium heat setting for about 6 hours. Serve with rice, or with crackers, cheese and pickles, or whatever you prefer.

###

Contact writer Phil Junker by email at: outdoorscribe@yahoo.com

For more outdoors with Phil Junker, contact his blog at: outdoorscribe.blogspot.com

ACE Scotts Hardware

Junction 31 & 56, Scottsburg, IN
812-752-2991

- FISHING SUPPLIES
- CARHARTT CLOTHING
- HUNTING SUPPLIES
- GUNS & AMMO

Hours:
7 am - 8 pm Mon. - Sat. / 8 am - 6 pm Sun.

Diekhoff

Mower Sales & Service
Simplicity, Cummins Generators
Browning Safes

- Scag
- Stihl
- Echo
- Honda

935 W. CR 115 S, North Vernon, IN 47265
Phone: (812) 346-3219
Fax: (812) 346-2935

Knightstown Locker, Inc.

MEAT PROCESSING

Open: Mon, Wed, Fri 8-6
Tues & Thur 8-5
Sat 8-12

8037 South 575 West
Knightstown, IN 46148
(765) 345-2410 (800) 718-6010
www.ktownmeatsandcatering.com
ktownlocker@embarqmail.com

Daniel D. Titus, Owner & Operator
"Pick up your summer sausage & snack sticks at our store."

LITTLE YORK STORE & RESTAURANT

REAL FOOD FOR REAL PEOPLE

AMBER M MADDEN
CO-OWNER

HUNTING LICENSE DEER & TURKEY CHECK-IN

271 N. STATE RD 39
LITTLE YORK, INDIANA 47170 USA
Ph# 812-752-3555
812-498-2216
812-793-2620
foreveramber@c3bb.com

Matt's Custom Guns

Hours: Monday - Friday 9 am - 5 pm (Other hours by appointment)

Guns - Ammunition - Scopes - Accessories
Custom Target & Hunting Rifles - Specialize in Reloading Supplies
Gunsmithing - Muzzleloading Guns & Supplies

Authorized Dealer for Freedom Arms, Dakota Arms, Nesika, Kimber, HS Precision & Dillon Precision
3762 N CR 450 E, Connersville, IN 47331
Ph: 765-825-3418
Email: mattscustomguns@yahoo.com

CHALET WITH A BEAUTIFUL BREATH TAKING VIEW

This beautiful new construction chalet sits high on the side of a high hill on 3+ acres 4 1/2 miles west of Brookville, IN on US 52. As you can see it has one of the most beautiful views in Franklin County. Approximately 45 minutes to Hamilton, OH and 1 hour to Cincinnati, OH.

New Construction 3 Bedroom, 3 Full Baths, 26x14 concrete walk-out patio, Huge wood deck 26x14.

Shown by Appt. Only Call (765) 458-5435

COLWELL WILDLIFE STUDIO
 4346 N Bogardus Rd
 Austin, IN 47102
812-528-3931



PRE - 1964 WINCHESTER'S & COLLECTABLES
SOUTHEASTERN INDIANA'S LARGEST GUN TRADER!
GUNS & TACKLE
 MARVIN L. COLE
 ROBERTA S. COLE
812-663-2030
 1510 NORTH LINCOLN STREET, GREENSBURG, INDIANA 47240

- CASE KNIVES
- DISCONTINUED - WINCHESTER 9422 & 9417 RIFLES
- TRAP GUNS - 17 HMR RIFLES
- RELOADING COMPONENTS
- PROFESSIONAL & REASONABLE GUNSMITH
- NITE LITES

"SPECIAL ORDERS & LAYAWAYS"

YOU'LL ALWAYS HUNT HARDER WITH
SPORT-N-WOOD
 GAME CALLS & APPAREL
 Alexandria, IN
765.620.5797
www.sport-n-woodgamecalls.com



THE GUN DEN
 Buy - Sell - Trade
 337 Roosevelt Dr. Shelbyville, IN 46176
 (317) 398-3852

FOR ALL YOUR OUTDOOR & HUNTING NEEDS

CHECK OUT OUR WEBSITE AT
www.thegundenonline.com

We will have 12 different items on sale every 12 hours

We do special orders and layaways
 We do consignments too



SQUARE DONUTS **Noble Roman's PIZZA** **CountryMark**

Seating for Dining inside or Carry Out

Plenty of Room for Fueling **CountryMark** We Fill Propane Tanks & RV's

4 Grades Gasoline **DAILY HOURS: 5 A.M. TO 10 P.M.** 2 Grades Road Diesel

U.S. 27 NORTH IN LIBERTY, IN • PH: 765-458-0724

Misfires & Snags



by Dan Graves

FISHING AND FREEZING

I've always said that there's nothing that beats sitting in a boat on a bitter cold day in December as the wind flaps your ears and occasional snow flurries whistle up your nose. Your fingers are so stiff that you could use them to poke a hole in a two-by-four and your feet feel like they belong to someone else. Actually, there is one other thing that beats that. Being staked out at ground zero in the test of a nuclear weapon

I've always been a fan of the old saying of, "If I ain't sweatin', I ain't fishin'." I know there are die hard winter fishermen who no doubt catch their share of fish in hard weather, but mankind isn't meant to fish when the temperature dips below seventy five degrees, rain is falling, or the wind is blowing at more than five miles per hour. Try telling that to my fishing buddy, Rollin.

There are big game hunters who will go to any length to bag a trophy, turkey hunters who will ignore the call of nature and sit motionless until their eyes cross for fear of spooking a large tom, and water fowl hunters who would set up a blind in the middle of the active runway at O'Hare International airport if they thought a flight of geese would appear. But that all pales to Rollin who will brave all the odds in search of fish. If our navy was as well equipped with electronic gear and seek and destroy armament as he is there wouldn't be a ten penny dictator left in the world.

The first of November he called to tell me he would be on the lake in an hour and would pick me up at the dock. It was sunny but below my seventy five degree threshold and I tried to explain to him that all the fish in the lake had left for Florida a couple of weeks before. He convinced me that only the small fish migrate which meant we would catch nothing below four pounds, and without the competition from the little ones we were in for a field day. How can you argue against that kind of logic?

As I waited on the dock wearing a cotton shirt and a Levi jacket, it felt cool but somewhat comfortable. Sure, the line of trees behind me offered something of a wind break but the sun sparkling off the water promised a pleasant early winter day of fishing. That is until Rollin motored into the cove. Dressed in layers of wool with a hooded outer garment he looked like the star in a documentary film I had watched on the National

Geographic channel about an Inuit Eskimo tribe in the Arctic. As I climbed into the boat I asked him if there was anything he wanted to share with me concerning the temperature on the main body of the lake. Gazing out of the small opening of his hood he assured me that it was quite comfortable out there and the big fish would be hungry. Clearing the no wake zone, the throttle went forward and a thirty five mile an hour icy wind blew my hair back and penetrated every molecule of my body. I felt like I was dressed in nothing but toilet paper. It seemed to take an hour to reach the opposite side of the lake, even though it was no further than what I would need to knock off a duck on the opposite shore using my .270 with no elevation compensation on the scope.

With the big lump on the back of the boat shut down and the trolling motor in the water I managed to get the bigger part of my hair scraped back toward the front of my head and struggle into the chair on the stern. That's when I noticed the steady 10-12 m.p.h. wind blowing across the lake. I know that that isn't a gale, but when the ambient temperature is in the mid to upper forties and you're wearing what feels like nothing but a smile, you wish you hadn't inherited so many of your fathers genes and had a bunch more fat on your skinny frame to protect you from the cold.

Okay, I told myself, if I stay real active, maybe I'll avoid death by hypothermia. The best way to do that is to keep moving, which means one cast and retrieve every five seconds. Rollin, snuggled comfortably inside his woolen igloo, reminded me that it might be best to leave the jig in the water for at least four seconds if I expected to catch anything. I then informed him that at that time I wouldn't give a rats patoot for the biggest fish in the lake served on a silver platter.

Then of all things a small crappie took the jig. I was dumbfounded when 27 more of the little rascals followed suit within an hour. Those were followed by a couple of ten inch wipers (a cross between a striped bass and a white bass) and finally, something that couldn't be persuaded to join us broke my line and made off with the jig.

That was the straw that broke the camels back. Not only was I shaking like a leaf in the wind, these ignorant fish were ruining my excuse to be taken back to the dock. But, when I informed Nanook Of The North (Rollin) that I was going to call the law and have him arrested for assault and battery, he gave in. Wait until this spring. There won't be any catch and release for those little reprobates I caught. It's the firing squad for them. Meanwhile, I've heard that pneumonia is curable. ■

Fishing Lake Michigan

CONTINUED FROM PAGE 12

cabin you'd want if you were designing one for yourself. It was appointed as you'd hope you could decorate your own cabin. My cabin had a antler chandeliers, stained glass windows, a balcony overlooking the lake and marina and attention detail from the bear skin rug on the floor to the moose on the wall. (wow. big-cedar.com)THE END ■

HEARTHSTONE FAMILY STYLE DINING

Located on U.S. 52 At The East End Of Metamora
"OPEN WEDNESDAY THRU SUNDAY AT 11 A.M."

Specializing In Pan-Fried Chicken, Country Cured Ham Catfish And Char-Broiled Steaks

FRIDAY SEAFOOD BUFFET

4:00 P.M. to 9:00 P.M.

SATURDAY COUNTRY & SEAFOOD BUFFET

4:00 P.M. to 9:00 P.M.


SUNDAY COUNTRY BUFFET

11 A.M. to 8:00 P.M.

GROUP RATES and RESERVATIONS AVAILABLE

PHONE AHEAD FOR CARRY-OUT MEALS **CALL 765-647-5204**

OPEN 5 DAYS WED-THUR 11 AM - 8 PM/ FRI-SAT 11 AM - 9 PM/ SUN 11 AM - 8 PM



So, You want to be a Cowboy Mounted Shooter

by **Bob Chattin**
Alias "Roy Ranger"

First, let's talk about guns.

The Cowboy Mounted Shooting Association's (CMSA) rules state: 9, FIREARMS

A. Only fixed sight single action revolvers of .45 Colt caliber, designed prior to 1898, or reproductions thereof, shall be allowed in CMSA competitions. Examples are: Colt Single Action Army or Bisley Model, Smith & Wesson Schofield, Russian, or Remington Models 1875 & 1890, their reproductions and Ruger Vaqueros, Bisleys or Montados.

What this means is that the CMSA wants to maintain the look of the old west by using the period firearm that has been acclaimed to have "won the West". Let's break this rule down. First, "fixed sight" means that there are no "adjustable" sights on the firearm. "Fixed" means "built in" like a groove in the frame. The Ruger Vaquero is a good example for fixed sights compared to the Ruger Blackhawk, which is the same gun but has adjustable sights. The Colt Single Action Army, the Colt clones like Uberti, Emf, Awa, Cimarrons and so forth all have "fixed sights" and look like the original old Colt 45. You must have 2 pistols to compete in Cowboy Mounted Shooting. **See pic #2 - below**

Next, "single action", means that the hammer has to be pulled back to the cocked position before the gun will fire. Unlike, just pulling the trigger and the cylinder rotating and the gun firing every time you pull the trigger which is "double action". Only single action firearms are legal to use in Cowboy Mounted



Jim Haynes mounted shooter, member of CMSA. (Author Photos)

shooting. This means that you have to "thumb" the hammer each and every time before the gun will fire. Also, this means that you need to become pretty good at cocking the gun and firing on the run with one hand.. When you are on a horse, being timed, and scored for the targets you miss, sometimes those balloon targets can come up pretty fast and close together so you need to learn a lot of things in a hurry. Some of the more experienced competitors really make this look easy when you see them at a show, demonstration or at a competition. It takes getting used to and a lot of practice..

All pistols used in Cowboy Mounted Shooting competitions use the same ammunition. Only Colt .45 caliber long Colt pistols can be used. All competitors at a match use the ammunition supplied by the host club putting on the match. All matches use only certified .45 cal. Blank ammunition. These blanks are certified by CMSA to shoot 10 feet, not more than 20 ft. There are no projectiles as they only shoot burning powder to break the target balloons. **(See pic #3 - below)**

All this may seem to be very limiting but actually, it is not. There are a lot of things that can be done to make these guns fit your needs. For instance, a good action job can really make the difference in the way the gun handles. Changing the springs to lighter springs and smoothing off the working parts can really make you think you are really something to be reckoned with. The manufacturer's are held to certain specifications when they produce these guns so if you take one and have it worked over, you soon find out that it works much better. Remember, you

can get your gun too finely tuned. Take it to someone who is familiar with mounted shooting or SASS mounted shooting. Never set your trigger pull less than 3 pounds or you might shoot when you don't intend to. This is easy to do while bouncing around on a horse.

Changing the hammers can also make a big difference. Ruger is a good example of this. You can, according to the rules, make hammer changes within the same manufacturer. You may

want to lower the hammers on your Vaquero to make it easier for you to "thumb" faster or just reach the hammer better. You can do this by changing the hammer to either a Bisley hammer or a Blackhawk hammer. You will notice that the hammer on an old model Vaquero is pretty narrow and short. The new model Vaquero has a narrow and longer, more upright hammer. The Bisley model's hammer is turned down and the Blackhawk hammer is lower, short and wide for a better grip. I and most people in my club use the Blackhawk hammers on their Vaqueros. **(See Pic #4 - below)**

Now let's take a look at the overall gun. It doesn't make any difference if the gun is blued or stainless. The biggest difference is that the blanks used in this sport are black powder or black powder substitutes. This means that blued guns are going to corrode more quickly than stainless. I recommend that anyone getting in to this sport get stainless guns for this reason. Cleaning stainless guns are far easier and less chance of corrosion. To clean my stainless pistols, I use Windex or any like window cleaner. There are as many ways to clean you guns as there are people I would imagine but this is what works best for me. The black powder seems to run off and with an old tooth brush to get into the cracks, this works well. Just remember that you need to oil your guns well after cleaning them this way. To clean blued guns, about any of the traditional means works well. I would not recommend using window cleaners on blued guns. The ammonia in the window cleaners have a tendency to pull the oils right out of the metal. **(See pic #5 - above next page)**



#2 Guns (Author Photo)



#3 Shells (Author Photo)



#4 Hammer (Author Photo)

Mower Repair & Sales

NORFLEET Enterprises

Full Service - All Makes & Models
Mowers • Saws • Trimming
Cars • Trucks

Middletown, IN
(765) 354-4151

www.norfleetauto.com

RIHM INC. FOODS
CAMBRIDGE CITY INDIANA 47327

CUSTOM HOG & BEEF PROCESSING
"Venison Sausage and Hams"
Custom Curing
Hickory Smoked Hams & Bacons
CATERING

(765) 478-3426 1-800-846-6328

www.rihmfoods.com

TOLLIVERS
Hunting & Fishing Supplies

Directions: From Salem: go 135 N 12 mi., turn east bottom of Milport Knobs, go 3/10 mile. From Brownstown: go 135 S. approx. 10 mi., then same as above.

(812) 358-4867 or 1-800-238-0358

Mathews SOLOCUM NISSAN MARINE

- Guns • Ammo
- Camo Clothing
- Mathews Bow Dealer
- Live Bait • Voyager Boats

See Us For All Your Archery Needs



#5 Hand (Author Photo)

Grips on your guns will also make a big impact on your shooting fast with one hand skills. This is pretty much one's own preference. CMSA allows bird's head and Bisley grip frames along with the traditional grip frames. There are a variety of grips available. I like the "Gunfighter" grips because they are narrower and checkered for better grip while thumbing hard and fast. CMSA does not allow rubber grips or any one of a kind grip. People with smaller hands usually go for the Bird's head type grips. They are smaller and rounded.

Barrel length for pistols do not matter in CMSA rules. However, I recommend you go with either the 4-5/8 inch or 3-1/2 inch barrel. Longer barrels just seem to add a lot of extra weight and do not make much of a difference in the pattern or distance you get with the blanks that are used.

There are several gun manufacturers that have jumped on the cowboy mounted shooting band wagon and have produced guns just for mounted shooting. Colt, Ruger, Cimarron and others have all been sponsors and have guns they have worked over just for this sport. There are many choices out there. You should consider cost, dependability and versatility in selecting the one right for you. Here again, the best way to find this out is to find a club near you and attend one of their clinics where you will see a vari-

ety of guns and rigs used and try them out for yourself.

Next time I will talk about holsters, rifles and shotguns for cowboy mounted shooting.

Bob Chattin CMSA #347, founder of the **Illiana Rangers Cowboy Mounted Shooting Club**.

References:

The Cowboy Mounted Shooting Assoc. website: www.cowboymountedshooting.com

The Illiana Rangers Cowboy Mounted Shooting Club's website: www.illianarangers.org

Roaming The Outdoors

CONTINUED FROM PAGE 21

Officers and told them I was going to get a few more photos of the damage then I had to get over to my office to get to work on the February Gad-a-bout.

When I got back over to my house as I was coming out Centerville Police Officer Lloyd Ritchie pulled into my drive way. He wanted to know if I had filed a report on my tire damage and I told him I gave it to Deputy Scaggs. I was glad to see Officer Lloyd, we talked about the vandalism and some other things including a similar vandalism act when some vandals destroyed over a hundred tombstones in Crown Hill Cemetery. He told me after that happened he was on patrol and caught some vandals doing similar damage at the cemetery and they confessed to the earlier destruction. In another instance when a unknown person cut the bulldog down in the city park, those vandals were caught too and paid for their crimes. So I have no doubt that the Centerville Police Officers with the help of the Wayne County Sheriff's Department and too if needed the Indiana State Police, the culprits who vandalized Centerville on Sunday, January 8, 2012 will be caught and made to pay for their crime. I read in the Pal-Item just today that the Wayne County Prosecutor is offering \$500 reward for information leading to the arrest of the guilty parties.



A young man's car on Beech Avenue had the turn signal removed and the vandal took it with him or her. (Photo by Ray Dickerson)

I headed for Beech Avenue. Along the way almost every house had one, two and three vehicles with flat tires, some still on the ground while others had been jacked up and in the process of being fixed. Deputy Scaggs had told me that Greensfork Alignment located up at Centerville Road North and I-70 had opened their business to help people acquire tires, put tires on rims and whatever else they could do. I thought that was really neighborly of them, especially since it was Sunday morning!

I started down Beech, the sight was unbelievable, almost every car had flat tires, some were up on jacks. I stopped to take a photo of one that was jacked up both tires had been punctured. A couple young boys came over and one asked if I had saw his car. I told him no, which one? He took me over to it and a vandal had sat inside the drivers seat and

broke off the turn signal lever and took it with him or her.

I drove to the end of Beech turned right onto 3rd and noticed at the 4-way stop at South Street that Dovin Coffey's vehicle had a back right tire flat. I stopped to see if he knew about it. He didn't, but as I was walking back to my truck I heard a strange hissing sound. I looked back and my back left tire was going flat. Evidently the punctures again had took affect after my driving down the street.

I drove it on home like it was so I could take it off there. I borrowed Jeff's break-over bar and socket again. But I couldn't get the lug nuts to budge. Stephen Bunker, my neighbor across the street saw my tire flat and asked me if I needed some assistance getting the tire off. I told him I sure could. We had a bit of trouble getting the lug nuts off, they were really snug. We got the tire off and I took my wife's car to take the flat to Greens Fork Alignment to get it fixed. All the way out there I hoped that my wife's car didn't have any delayed surprises too, it didn't.

I got there just in time as they were walking out the door. They went back in and changed the tire for me. I made an appointment for 9 a.m. Monday for them to fix the other tire and put one of the better tires on spare tire rim. As luck would have it they had three of my brand tires on hand. Finally some good luck, I was beginning to think that 2012 was jinxed and we were still on day 8.



My neighbor across School street, Stephen Bunker, helping me put the new tire on my van. I couldn't have got it done without his help. Thanks a lot Stephen. (Photo by Ray Dickerson)

I hurried back home and Stephen Bunker came back over to help me get the new tire back on the van. We had a devil of a time getting the tire to go back on. I'm really thankful that Stephen was there to help me, I don't think I could have done it by myself. I hope I get the chance to repay his kindness. I learned afterwards while he was helping me put the tire on he was missing a basketball game he wanted to see. I sure am fortunate to have such wonderful neighbors. Many thanks to neighbor Jeff Pruitt and Stephen Bunker and Greens Fork Alignment for opening their business on Sunday morning, Jan. 8th.

I also want to thank Greens Fork Alignment for fixing the tire on Sunday and also for getting me in to their shop Monday morning at 9 a.m. and having my van repaired and road ready by 9:21 a.m., that is incredible service, thank you very much. To contact **Greens Fork Alignment** locally call **855-2772**, Toll Free **1-800-962-4375**, 24 Hr Truck Repair call **765-935-7202**, they are located at 2442 Centerville Rd. N, Centerville, IN 47330.

The vandalism that occurred in Centerville was a dastardly act showing us that nothing is sacred to these villains and when caught they should suffer!

CONTINUED ON PAGE 28

Nurpu

 River & Mountain
 Supply
 paddle - climb - trek

 16907 Mystic Rd - Noblesville, IN 46060
 (317) 773-1560
 4 Miles East of Noblesville On Hwy 38

TREE CITY METAL SALES

 • Crews Available
 ♦ Metal Sales ♦ Garages
 ♦ Pole Barns ♦ Vinyl Fencing ♦ Garage Doors
Steve Wagler
 50 W. 650 N, Greensburg
 812-663-4863 Cell 812-523-6272

WAGNER'S BARBER SHOP & GUNS
 Haircuts \$10
 Guns Slightly More
GUNS GUN REPAIR

 532 W. Sheridan
 Greensburg, IN 47240
 Phone (812) 663-2553

Wanamaker Guns

 Military & Collectable Weapons our Specialty
 • Buy-Sell-Trade • Class 3 Weapons
 • Consignments Welcome • We Buy Collections
 • Restorations-Repairs-Appraisals
 7915 Southeastern Ave.
 Indianapolis, IN 46239
 Mon, Tue, Thu, Fri 9:30-5:00 / Wed 12-5:00 / Sat 9-1:00 / Sun Closed
 Other Hours by Appointment
 317-862-4867
www.wanamakerguns.com wanagun@sbcglobal.net

Camping Here & Beyond



by John and El McCorry

Camping Europe From Germany through France

Our VW camper was ready (so we thought) when we picked it up in Frankfurt, Germany. It was raining hard so we presented our papers to the dealership, started driving through the parking lot and our windshield wipers fell off. We drove back to the service area and someone had forgotten to tighten the screws. As the problem was solved we were on our way once again. Driving out through Germany we found a beautiful campground. The rain had stopped, so we decided to stop early for the night. As we eventually discovered, all through Europe the cost to camp (as we calibrated from American money to various monetary values in different countries) turned out to be between \$2.50 and \$4.00 U.S. dollars per night. If we had needed power or water hookups it would have been .25 to .50 more per night. Each kilometer seemed to provide excitement to these two newlywed novice European campers. We chose to "eat out" on the way to Paris, France and sample the German and French cuisine in out-of-the-way restaurants. We went to the basement of a Parisian department store and purchased a minimum of cooking utensils and silverware as well as a couple of cans of camping gas. We had a small cooking stove that sat on our counter or picnic table, opened up over the can of gas we would puncture, light the flame and place a small trillet over the fire. We found how to cook enough meat and/or pasta for the both of us, and, with fresh vegetables and fruit we need not have eaten out except to splurge occasionally to sample the local foods at small restaurants throughout the route in all the countries through which we traveled. Since we knew Europeans were great campers we realized we could get supplies at or near all our future camp-grounds so the minimum amount of supplies was purchased.

By cooking most meals we alleviated a lot of the food costs that camping trip. We found ample supplies of block ice for our ice box in all the countries. We hadn't encountered the general public practice of sharing, but in Germany we ordered bratwurst at a little stand and dipped them in a community bowl of great German mustard along with probably 15 or so other snackers. This prompted us to do our own cooking instead of doing the sharing thing except, of course, fondue in Switzerland.

Since El had taken French in college we were able to communicate well in all twenty-one countries through which we traveled as it seemed everyone spoke either French or English as well as three or four other languages. We quickly learned that if we asked locals where they ate when eating out, we were directed off the beaten path and enjoyed local fare for much less than a lot of tourists pay for what we call ambiance such as along the major streets in Paris or near the Fountain of Trevi in Rome.

We weren't sure how far we would go each day but tried to plan campsites spaced so we could take in the whole realm of city, suburban and country sites, many times suggested by the local people. Many of the camp sites were not accessi-

ble to motor homes or larger travel trailers, but our VW made all these twists and turns back in to the tight places suggested by local campers. We can't think of any camping grounds which were not very well kept and in beautiful surroundings throughout Europe.

On one occasion we camped next to castle grounds in France near where college age students were staying in hostels. At night, dozens of them were around a large bonfire singing the same song in their own language. We were invited to join them and we had a great time. At that time the hostel management charged you 25 or 50 cents to sleep overnight and you had to provide your own bedding. Many of the hostellers had camping gas stoves like ours and shared meals. Most of the campers were hiking, biking, or hitch hiking. A few had purchased Euro rail passes to ride the train throughout the continent of Europe.


Without cell phones, Facebook, Twitter, or GPS we were directed very accurately to laundromats, groceries, or wherever we needed to go. People of all ages really knew the geography of their village or city. We found we could have traveled with less luggage and stopped once a week or two at a washateria. On their holidays (vacations) people from many countries converged on the beautiful campgrounds and enjoyed the out of doors together.

Most camping families camped in tents and each campground was a sea of various bright colors. With the roads kept in good shape and the countries being small, travel was not difficult and people from all walks of life and from several countries would camp side by side and, even though they didn't know one another, conversed in one or more of the several languages they knew, ate meals together and cheered their kids on in various contests they played and acted as if they had known each other for years. This made a great camping experience for we "out-siders," as we were invited to join in various activities. Kids seemed to play football (soccer) all day.

We were introduced early in our European camping experience to what we would call (strange) restrooms. They consisted of a hole in the floor of the stall with risers on either side on which you placed your feet. No part of your body except your feet touched anything since there was no seat. These water closets were OK except you had to be sure your belongings were intact in your pockets and didn't fall down the hole. When finished you needed to just pull the chain or rope of the water tank up on the wall in back of you. Everything on the sloped floor flushed down the hole. These were quite sanitary. We brought back with us a collection of various types of toilet paper---some scratchy, some soft, some thin, some thick and some like wax paper.

Next month we'll camp from France to Spain to Portugal and back along the Mediterranean coast of Spain. If you have anything about camping you'd like us to discuss after our travels through Europe we'll plan on it to be included in the Gad-about. Call us at 260-637-3524 or e-mail us at: jmacnut@yahoo.com. See you next month.

John and El McCorry



ARTISAN CHEESES FROM AMISH MILK

Fresh Baked Goods, Jar Products, Crafts & Special Orders

Venison Sausage & Uncle Mike's Jerky

Sample some of our 65 kinds of cheese

Find us at www.amishcheeseshop.com

I-70 Exit 137

2001 North State Road 1 • Cambridge City, IN 47327

Phone: (765) 478-5847 Toll Free: (800) 478-5849



20% OFF

All Dog Grooming Services

BEST RATES IN WAYNE COUNTY

Call For An Appointment

765-977-4231

LAUREL HOTEL RESTAURANT

200 E. PEARL ST. LOCATED 1 BLOCK OFF SR 121 IN THE QUIANT HISTORICAL TOWN OF LAUREL, IN

- PAN FRIED CHICKEN
- CHAR-BROILED STEAKS
- SEAFOOD & Much More
- Seafood or Country Buffet, **Fri. - Sat. 4 - 9 P.M.**
- Full Menu, **Sunday 11 A.M. - 8 P.M.**

MENUS AVAILABLE, ALSO CHILDRENS MENU

FAMILY DINING — LARGE BANQUET ROOM

RESERVATIONS WELCOME 765-698-2912


Closed MON-TUE HRS: WED-THU 11am-9pm / FRI-SAT 11am-10pm / SUN 11am-8pm

LESS THAN 10 MINUTES FROM METAMORA

SAVE A LOT

Don't Pay A Lot!

MON. - THURS. 8 A.M. - 8 P.M.
FRI. 8 A.M. - 9 P.M. • SAT. 8 A.M. - 8 P.M.
SUN. 8 A.M. - 5 P.M.



11143 U.S. 52

Brookville, IN 47012

(765) 647-2781

ANIMAL HOSPITAL OF CENTERVILLE DR. FRED PHILIPS

1100 EAST MAIN STREET
CENTERVILLE, IN 47330

TELEPHONE: (765) 855-1450
TOLL FREE: 888-860-8253

EMERGENCY SERVICES AVAILABLE



Finally - peace!

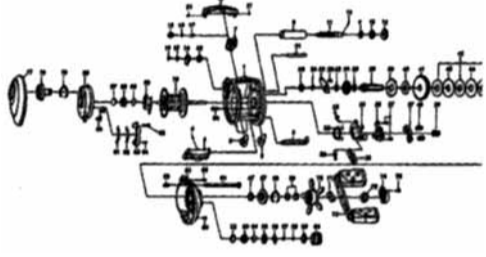


DUBOIS CREEK CAMPGROUND

A private seasonal campground
No more pulling that trailer all over!
Come join our Family
Lots Currently Open
DUBOIS CREEK CAMPGROUND
1277 W. SCRATCH GRAVEL RD. LIBERTY, IN 4735
513-615-7120 or 765-458-7695
www.duboiscreekcampground.com



HOOSIER REEL
Cleaning & Repair
Ultrasonic cleaning Synthetic lubricants



Cleaning & lubrication \$17.00 per reel
Minor repairs, clean & lube \$20 + parts
3097 Ash Way, Lapel, IN 46051
765-425-6794
hoosierreel@gmail.com

MIDLAKE TRADING POST
Minutes from Brookville Lake
Fairfield Ramp Road
Active Bait & Tackle business FOR SALE
with living quarters & 2.5 car garage,
on 1.4 acres. Inventory included!
Bait, Tackle, Ice, Pop, Propane, Groceries,
Batteries, Camping Supplies.
Boat Storage for 50+ Boats/RV's
765-458-7554 or 765-458-6851



A-1 LOCK & SAFE SHOP
765-966-2597

Tri-County Awards
765-966-0757



Sign Graf X
765-962-3636



1001 South "E" Street, Richmond, IN 47374

Troyer's Country Store & Bakery

20 Varieties Cheese, Plus Raw Milk
Cheese • Deli Meats • Bulk Foods, etc.
ADM Feed Available
Dog • Goat • Horse • Chicken & more
Hours: Monday to Friday 8-5 / Saturday 8-4
10599 South SR 3, Milroy, IN 46156
(765) 629-2604

Outdoors



With Rich Creason

Attack of the Space Invaders

The space invaders have arrived. A tiny particle of dust rides the wind up into the heavy clouds. These ominous clouds are actually made up of millions of water droplets so small that thousands could fit on the head of a pin. The temperature in this huge mass slowly drops. Colder and colder. The space dust attracts the water molecules to itself and starts to grow and freeze. Countless other dust and salt particles are doing the same combining. They begin to change, to mutate.

Depending on the temperature and humidity of the air, the invaders alter into one or more of seven basic different crystal shapes. Then, they start their assault, dropping toward an unsuspecting earth. Bumping into other forms often breaks off pieces of crystal, forming a new center for another crystal form to start growing. On and on. More and more. Bigger and bigger.

Now, the entire invading force is racing downward, growing, spreading, and combining, in its mindless desire to cover everything in its path. Too late to run. Too late to hide. It's here! The snow has arrived!

Depending on the crystal type, the snow might stick, pack, build up, drift, and be fluffy, dry, wet, or crusted. Usually to most humans, it is just more snow to be shoveled and to drive on. Except for a few weird ones like me. Snow means I get to go out and shovel my driveway before daylight. For some strange reason, I enjoy being outdoors in the dark and quiet, the only sound the noise of my shovel sliding across pavement. I like the cold and the exercise.

When my drive is clean and the sky begins to lighten, I walk the fence rows and wooded areas near my house looking for animal tracks. The whole outdoor scene is painted in the snow. Deer tracks are numerous. Fox tracks used to be common, but now have been replaced by coyote prints. Rabbit tracks also were numerous 15 years ago, but the coyotes have almost eliminated all of the nearby bunnies. Mice and bird tracks follow the sheltered areas looking for food, but staying close to safety. The snow tells the whole story. Three or four times in my wanderings I have seen an unusual story painted in the white fluff. I followed mice tracks for a ways when suddenly they disappeared. At the end of the trail was a circular depression in the snow. About 18 or 20 inches out from the depression on either side were lines in the white stuff. A mouse had been hopping along and suddenly was grabbed from above by an owl. The circular dent was where the owl body and feet hit the mouse. The lines on the side were the wing tips of the bird as he flapped to regain altitude with his meal. Without the snow, I would never get to see this picture. I have never yet seen the story of a rabbit being chased by a fox or coyote, but I know that scene must be painted in the snow out there somewhere and I'm still looking.

When the snow accumulates to around six inches or more, I get to break out my snowshoes. Central Indiana seldom receives this much at one time, so I have to drive north to Michigan, Wisconsin, Minnesota, or even Canada to really



have fun with these. I have a pair of the old wood and leather shoes plus a pair of new aluminum ones which are easier to care for and with fasteners which are simple to strap to my boots. With my homemade walking stick, I can keep my balance easily while walking trails or even through rugged areas looking for wildlife sign. Someone who might come along behind me who had never seen snowshoe tracks would think Bigfoot had arrived. The biggest problem with wearing snowshoes is my legs become very tired and sore until I get used to walking in them again.

To plants and animals, the conditions the snow creates literally can mean life or death for them. Many animals have evolved in special ways because of snow. The snowshoe hare, Canadian lynx, and the ruffed grouse have evolved specially adapted feet to support them as they move through the deep, white, powder. The long-tailed weasel changes its fur from brown to white in winter, to not only camouflage itself from enemies, but to better hide from its prey. Ptarmigan of the far North also change their drab summer brown to white feathers to camouflage themselves from predators. For these and other animals that have adapted to snowy conditions, it is neither a particular help nor hindrance.

Snow is sometimes an advantage to smaller creatures. Mice and other tiny mammals actually burrow into the white covering to avoid the extreme cold outside. They create tunnels to travel through, avoiding exposing themselves to predators. If the snow is crusted, rabbits and other medium-size critters can walk on top of deep snow to reach food that was previously too high for them to reach. But, it also hides seeds and berries from the birds that need this food to survive. Larger animals such as fox, deer and even the huge moose can become weak trying to travel through deep snow, breaking through crust and plowing through drifts in search of their next meal. Members of the deer family will "yard up" underneath heavy tree cover where they remain until all food is gone and they are forced to move on.

Many plants benefit from a covering of snow. Snow buries smaller plants forming an insulating blanket over dormant plants and seeds, protecting them from cold or drying winds, while hiding them from foraging animals. It doesn't harm plants which have adapted, such as the birches and evergreens. These trees have smaller limbs with fine branches which bend with the weight of heavy snow, unlike many larger trees which break under the load. Spruce needles catch the flakes creating a warm shelter with less snow underneath for small animals to move through easily.

Adaptations and instincts of different plants and animals determine how snow will affect them, whether it will help or hurt them, and sometimes even whether that particular animal or entire species will live or die.

Nature is not kind to those unable to cope.

The author may be reached at eyewrite4u@aol.com.

Roaming The Outdoors

CONTINUED FROM PAGE 21



In my quest to find as many 79th U.S. Naval Construction Battalion Veterans still alive in the U.S. and Canada, I mailed 89 packets two weeks ago. (Photo by Ray Dickerson)

IN SEARCH OF 79TH U.S. NAVAL CONSTRUCTION BATTALION VETERANS

A week ago Monday I mailed 89 packets to 79th U.S. Naval Construction Battalion Veterans that I had addresses supplied to me by the Seabee Historical Foundation in Gulfport, MS. 6 of the packets was addressed to CBMU #624 veterans and 83 to 79th NCB Veterans.

A day or two after sending them I got 2 phone calls from CBMU #624 addresses, My dad's outfit. The first was from the widow of Seabee Edgar "Buddy" Howard, Belle Howard, who lives near Macon, GA. We had a nice chat on the phone. Today, Jan 10th, I received a packet in the mail from her with copies of information about CBMU #624 she said she would send. She told me she wouldn't be able to come to our Seabee reunion in Sept 2012.

The second call was from Edward Richard Patrick (ERP) from Ashland, KY who was a member of CBMU #624 who may have met Dad at Kadena Air Strip when he had a brake hose break and he had to take it to the Motor Pool where Dad worked. I will be getting together with Edward soon for a interview. He remembers a lot about the outfit. He said they were in the thick of things on Okinawa. With Edwards help and information I have received from Belle Howard I hope to have a real good story put together about a famed outfit that not too many people know about. Unfortunately by the time I get finished with it, mostly heirs of its members will get the benefit of it. Out of 277 Seabees in CBMU #624 I've only found 2. If I could find them by their Serial number I would be able to find more.

I next got a call from Stephen Florio from Haverstraw, NY who was in Alaska, 79th U.S. Naval Construction Battalion, Company C, Platoon 4. He said he couldn't come to the reunion, but he wanted me to tell Joe Accetta who attends our reunions that he said, "Hi!" Joe was in his platoon in Alaska. Sure wish Stephen could come to Richmond, him getting to see Joe again after all these years would be some reunion.

I've gotten 15 envelopes back, 6 undelivered and 9 reply envelopes sent to my address. Of the 9, two are interested in getting invitations to reunion, two are uninterested in getting invitations and five are deceased. Time will tell if I will get any more.

I still have 17 - 79th NCB Seabees who were in Alaska from Indiana to find in person. They are next on my list.

Sorry, no "Cutting Edge Column this month," not enough room.

Gad's Corner

SEND YOUR PHOTOS TO: THE GAD-A-BOUT, P.O. BOX 85, CENTERVILLE, IN 47330 (INCLUDE A SELF ADDRESSED STAMPED ENVELOPE IF YOU WANT THE PHOTO RETURNED)



Ethan Collins took this buck during the Youth Season on 9-24-11.(Red Barn Bait, Guns & Deli Photo, Salem, IN)




Kevin Maddock took this 10 point, 198 pound Buck in Franklin County. (Frame's Outdoor Photo, Liberty, IN)




Aaron McDaniel took this 11 point Buck with a Muzzleloader on the opening day of 2011 gun season. (D & J's Corner Mart Photo, Salamonie Lake, IN)



Wyatt Reece took his first deer, this 9 point, 205 pound Buck. (Dave's Triangle Inc. Photo, Brookville Lake, IN)



James Isaacs took this 8 point, 155 pound Buck in November 2011. (Dave's Triangle Inc. Photo, Brookville Lake, IN)



Joany Ball took this 10 Point Buck, it weighed 166 pounds. She took it in Franklin County. (Frame's Outdoor Photo, Liberty, IN)

DAVE'S TRIANGLE LLC
 •GUNS & AMMO •BAIT & TACKLE
 •FISHING & HUNTING SUPPLIES •ICE
 •SNACKS •SOFT DRINKS •FIREWOOD
 "PIZZA & SANDWICHES -LOCAL DELIVERY"
BOAT STORAGE
 SUN - THUR 8 AM - 5 PM
 FRI & SAT 8 AM - 7 PM
 Hazel & Dave Wilcox Jr
 2955 S. Old Dunlapville Road
 Liberty, IN 47353, 765-458-7106

McGalliard
 Guns & More
 800 W. McGalliard / Muncie, IN 47303
 Hrs. M-F 10am-6pm / Sat. Noon-5pm / Closed Sun.
 Pistols / Handguns / Rifles / Shotguns
BUY • SELL • TRADE
 Ph. 765-288-GUNS (4867)
 Fax. 765-288-4869

RED WING SHOES
 BUILT TO FIT. BUILT TO LAST.
MILROY SHOES
 Mastercard - Visa
 9214 S. State Rd. 3, Milroy, IN 46156
 (765) 629-2109
 Mon-Thur 8 - 5 / Fri 8 - 6 / Sat 8 - 3 / Closed Sun



Danielle Wilcox took this 9 point, 194 pound Buck with a Muzzleloader in Brown County, Indiana. (Dave's Triangle Inc. Photo, Brookville Lake, IN)



Page Vanover, age 17, took her first Buck, it had 7 points. She took it with a muzzleloader on 12-3-11, she checked it in at D & J's Corner Mart at Salamonie Lake, their Niece.



Dave Vanover, owner of D & J's Corner Mart took this 13 point, 230 pound Buck with a Muzzleloader on 12-4-11. (D & J's Corner Mart Photo, Salamonie Lake, IN)



Sixteen year old Jessica Lea Lowe took this, her first deer, an 8 point Buck, it field dressed at 215 lbs on 11-20-11 at 5 p.m. In Jessica's own words, "It was the best experience of my life knowing I got my first deer. My boyfriend was proud, but I was sad due to my grandpa not being there. So I ran across a field and up hollers to get him. I love my grandfather and am glad he was just as happy as I was that I got one." (Photo Submitted by Carolyn Lindquist)



Steve Johnson took this 8 Point Buck. It weighed 170 pounds, he took it in Union County. (Frame Outdoor Photo, Liberty, IN)



Logan Kramer took this 10 point, 150 pound Buck on 11-25-11. (Red Barn Bait, Guns & Deli Photo, Salem, IN)



Joe Nuce took this 15 point, 165 lb. Buck in Nov. 2011 in Sullivan Co. Pictured here with his daughter, Alyvia. (Nuce)

Participating with




Cabela's TROPHY PROPERTIES®

www.CabelasTrophyProperties.com

RE/MAX ADVANTAGE 1
812-926-2278
MARKGINDER.COM
DIRECT LINE:
513-505-4775

Serving 84 Countries - 580 Web Sites
Your property seen all over the world!

We at **RE/MAX ADVANTAGE 1** are proud to announce our affiliation with **CABELA'S TROPHY PROPERTIES**. We will be covering the following counties: Union, Fayette, Franklin, Rush, Shelby, Decatur, Bartholomew, Ripley, Dearborn, Ohio, Switzerland, Jefferson, Jennings & Wayne County!

We sell Hunting & Fishing Properties, Farms, Vacant ground and sporting facilities specifically related to the American Sportsman. If you have a property to sell or are looking for Hunting Ground CONTACT: **MARKGINDER.COM** - markginder@remax.net



SOUTHEASTERN INDIANA HUNTING PROPERTIES

◆ ◆ ◆ ◆ ◆ ◆ ◆ ◆ ◆ ◆

Looking for hunting or recreational property?
Have some you'd like to sell?

We specialize in marketing properties especially suited for outdoor recreation & hunting.

STEVE WOOLUM
BROKER/AUCTIONEER
VERSAILLES, IN 812-756-0033
www.woolumrealestate.com

Gad's Corner

SEND YOUR PHOTOS TO: THE GAD-A-BOUT, P.O. BOX 85, CENTERVILLE, IN 47330 (INCLUDE A SELF ADDRESSED STAMPED ENVELOPE IF YOU WANT THE PHOTO RETURNED)



Nine year old Payton Eversole took his first Buck on November 13, 2011. It had 7 points. (Photo by J. Eversole, Metamora, IN)



On the left, Scott Rowlett (Father) took this 10 Point Buck in the gun season.



On the right, Wyatt Rowlett (Son) took this 10 Point Buck also during the gun season. (52 Pik-up Marathon Convenience Store Photo, Brookville, IN)



Jordan Taylor took his first Buck, a 95 pound spike during Muzzleloading Season 12-8-11 (Red Barn Bait, Guns & Deli Photo, Salem, IN)



Randy Smith took this 9 point, 175 pound Buck on 11-12-11. (Dave's Triangle Inc. Photo, Brookville Lake, IN)



Koo Ming Bustos took this nice doe with a gun, she is a landowner in Huntington County. (D & J's Corner Mart Photo, Salamonie Lake, IN)







866-438-4478 Toll Free 765-644-7113 Anderson, IN
765-332-3048 Straughn, IN

Experience Is Everything

Come See us at the Indiana Deer and Turkey Expo February 17th-19th





- ➔ 2 Locations To Serve You
- ➔ 1420 Main St. Anderson - 5245 US 40 E. Straughn
- ➔ Family Owned And Operated
- ➔ Certified Archery Techs
- ➔ Indoor Ranges @ Both Locations
- ➔ Friendly & Knowledgeable Customer Service
- ➔ Most Manufactures Available

Archery Pro Shop

Fishing Gear

Hunting Supplies

Camping Supplies

Federal Firearm License

Professional Instructors

WWW.GIRTSARCHERY.COM Est. 1997





Tyler Newby took his first deer on 11-25-11. (Red Barn Bait, Guns & Deli Photo, Salem, IN)



Brooklyn Lunsford took this 125 lb. doe in Union County (Derek Walton in Photo) (Picture taken by Brandi Walton at Frame's Outdoor)



Devon Lunsford took this 136 lb. 3 point buck taken in Union County (Derek Walton in Photo) (Picture taken by Brandi Walton at Frames Outdoor)

C&T CYCLE
 WEEKDAYS 9-6 SATURDAY 9-12
 (812) 752-5466
 800-521-5344
 www.candtcycles.net

15% OFF ALL ATV ACCESSORIES IN STOCK
 10% OFF SPECIAL ORDERS
 We Service All Major Brands of ATV's
 From Oil Changes to Complete Rebuilds
 Hwy 31 S. in Scottsburg, IN. Just Off I-65
 30 Mile. N. of Louisville — 85 Miles S. of INDY.

**RESERVED
 FOR YOUR
 FISH OR GAME
 PHOTO
 (NO CHARGE)**

A big 2011 Opening Day for Brother & Sister team, Devin and Shelby Hall. Devin hunted with his Dad, Jack Hall and Shelby hunted with her Grandpa, Rick Sturgis. See Below:



Devin Hall, 14 yrs old, took his first buck during the morning hunt, Nov. 12, 2011, with his 44 Mag. in Fayette County. Devin being slightly disappointed, his buck was missing his rack on one side. But he had 4 points on the side that was there. This buck had a huge body and appeared to be a true fighter. (Photo by Jack Hall)



Shelbie Hall, 12 years old, had no luck during the morning hunt. She took her first buck during the evening hunt, Nov. 12, 2011, with her Remington 20 Ga. in Fayette County. She got a nice 8 point, younger buck. What a team to pull through and put meat on the family table. Go Devin & Shelby! (Photo by Rick Sturgis)

COLOR RATES: 1 SPOT COLOR (ALL SIZES) \$10 • FULL COLOR 4-10 COL IN \$15 / 12-24 COL IN \$25 / 26-48 COL IN \$35 / 50-96 COL IN \$50

MAIL TO: The Gad-a-bout, P. O. Box 85, Centerville, IN 47330

THE GAD-A-BOUT ADVERTISING RATES
 PLEASE NOTE: EACH DOLLAR AMOUNT BELOW IS PER INSERTION

FULL PAGE	1/2 PAGE	1/3 PAGE	1/4 PAGE	1/8 PAGE	1/10 PAGE	4 COL INCH	1/15 PAGE
ALT. SIZES	ALT. SIZES	ALT. SIZES	ALT. SIZES	ALT. SIZES	ALT. SIZES	ONE SIZE	MONOPOLY CARD SIZE
15.75" X 10.37"	8" X 10.37" 12" X 6.88" 15.75" X 5.13"	5.25" X 10.37" 8" X 6.88" 15.75" X 3.37"	4" X 10.37" 6" X 6.88" 8" X 5.13"	3" X 6.88" 4" X 5.13" 6" X 3.37"	3" X 5.13 4.5" X 3.37"	4" X 3.37"	3" X 3.37"
96 COL. IN.	48 COL. IN.	32 COL. IN.	24 COL. IN.	12 COL. IN.	9 COL. IN.	8 COL. IN.	6 COL. IN.
1 TIME	1 TIME	1 TIME	1 TIME	1 TIME	1 TIME	1 TIME	1 TIME
\$7.00 PCI	\$7.00 PCI	\$7.00 PCI	\$7.00 PCI	\$7.00 PCI	\$7.00 PCI	\$7.00 PCI	\$7.00 PCI
\$651.00	\$336.00	\$224.00	\$168.00	\$84.00	\$63.00	\$56.00	\$42.00
2-11 TIMES	2-11 TIMES	2-11 TIMES	2-11 TIMES	2-11 TIMES	2-11 TIMES	2-11 TIMES	2-11 TIMES
\$6.00 PCI	\$6.00 PCI	\$6.00 PCI	\$6.00 PCI	\$6.00 PCI	\$6.00 PCI	\$6.00 PCI	\$6.00 PCI
\$558.00	\$288.00	\$192.00	\$144.00	\$72.00	\$54.00	\$48.00	\$36.00
12 TIMES	12 TIMES	12 TIMES	12 TIMES	12 TIMES	12 TIMES	12 TIMES	12 TIMES
\$5.00 PCI	\$5.00 PCI	\$5.00 PCI	\$5.00 PCI	\$5.00 PCI	\$5.00 PCI	\$5.00 PCI	\$5.00 PCI
\$465.00	\$240.00	\$160.00	\$120.00	*\$60.00	\$45.00	\$40.00	\$30.00

ADVERTISERS INFORMATION
 (PLEASE PRINT LEGIBLY OR TYPE)

SALESPERSON: _____ DATE: _____
 BUSINESS NAME: _____
 OWNER NAME (S) _____ MGR. OR OTHER _____
 STREET OR P.O. BOX: _____
 CITY _____ STATE _____ ZIP CODE _____
 PHONE: _____ FAX: _____
 CELL PHONE: _____ OTHER: _____
 E-MAIL: _____ WEB SITE: _____
 Ad Size _____ Rate: \$ _____ Monthly Cost: \$ _____
 METHOD OF PAYMENT & DATE - CHECK NUMBER: _____ CASH: _____
 PLACE AD IN JAN FEB MAR APR MAY JUN JUL AUG SEP OCT NOV DEC
 (CIRCLE APPROPRIATE MONTH (S) • WRITE BELOW MONTH THE YEAR ADVERTISING BEGINS)
 Customer Authorization Signature: _____ DATE: _____
 (ADVERTISING NOT ACCEPTED FOR: ALCOHOL, TOBACCO OR GAMBLING)

Southeastern Indiana's Newest and Most Exciting Outdoor Adventure Store



MANY NEW 2011 HOYT BOWS IN STOCK



See us on Facebook "Fields' Outdoor Adventures" for news, specials and up and coming events.



MATHEWS
HELIM

IN STOCK



REMINGTON
ERP 1911 R1

Centennial-Limited Edition
.45 ACP 5" Barrel 7 Round
NOW IN STOCK
"Only 500 Produced - Gold Enlaved"
New Remington 1911 R1 Gold Limited
Centennial Edition With Custom
Made Walnut Presentation Case

HOYT
ELEMENT
RKT

IN STOCK



MISSION
RIOT

IN STOCK

FRED BEAR
ANARCHY

IN STOCK



EXCALIBUR AXIOM 6845
IN STOCK

E-RPC, LLC, is proud to introduce the REMINGTON MODEL 1911 R1 CENTENNIAL. The opportunity to own a commemorative pistol of this quality is rare and this model will only be available for a limited time. Since its adoption by the US Army on March 29, 1911, the M1911 pistol design has proven timeless. Remington's experience with the pistol design started under the UMC moniker just before the end of World War I. In 2010, more than 90 years later, E-RPC, LLC re-introduced the Remington Model 1911 R1 pistol to a new generation of handgun enthusiasts and collectors

- Exclusive anniversary engraving with 24-kt Gold Banner on slide
- Carbona blue finish
- Special anniversary serial number range
- 14-kt gold bead front sight
- Exhibition-grade smooth walnut grips
- Custom-made, French-fit, walnut presentation case
- Special Serial Number Range starting at JB1855001

BARNETT GHOST 350
CARBON LITE
IN STOCK



PARKER BUSHWACKER
IN STOCK



CARBON X-FORCE 350 KIT
IN STOCK



- Guns & Ammo • Bows & Archery Supplies • Hunting Equipment • Fishing Equipment • Live Bait • Hunting & Farm Clothing
- Hunting & Farm Footwear • Deer/Turkey Check Station • DNR Licenses • Indoor Archery Range

If we do not have it, we will work hard to get it!!

126 S. Perkins St., Rushville, Indiana 46173 (765) 932-3964

www.fieldsoutdooradventures.com

"FAMILY OWNED AND OPERATED"

Open Tues thru Sat 10 A.M. - 6 P.M. / Sun 1 P.M. - 5 P.M.

