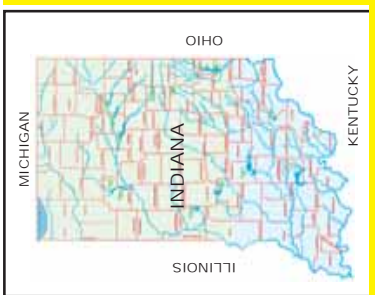


FREE HERE & ON www.thegadabout.com

APRIL 2012

THE GAD-A-BOUT™

HUNTING, FISHING, ARCHERY, CAMPING, COOKING, HUMOR, DOGS, HORSES, TRAVEL, NEWS, OPINIONS, ETC.



WRITERS APPEARING IN THIS ISSUE

- Roaming The Outdoors **Ray Dickerson**
- Outdoors With **Rich Creason**
- Fishing Brookville Lake **Tag Nobbe**
- Indiana State Trooper **Sgt. John Bowling**
- Indiana Conservation Officer **CO Gary Catron**
- Memories of Dad **Jeannie Winter**
- Talking Leaves **Golden Eagle**
- Fishing Lake Michigan **Capt. Mike Schoonveld**
- Indiana Outdoors **Joe Martino**
- News & Views From a Vet **Mark Stover**
- Looking Downstream **Paul McCloud**
- News From W. Central IN **Don Bickel**
- Outdoor Tales **Phil Junker**
- Misfires & Snags **Dan Graves**
- So You Want to be a Cowboy III **Bob Chattin**
- Camping Here & Beyond **John & El McCory**
- ISTA News **Dr. Fred Phillips**
- Historic Metamora **Janice Hunsche**
- Upper Wabash interpretive Svcs **Laura Whiteleather**
- The Order of Red Men **Malcolm Greene**
- Indiana Slab Masters **Ron Brillbrey**



**BECOMING AN "OUTDOORS-WOMAN"
IT'S TIME TO SIGN UP - SEE MORE PAGE 14-15**



PAGE 8-9

**VIETNAM WALL, LITTLE KNOWN FACTS
REMEMBERING ALL VETERANS PG 16**



**SPRING MUSHROOMS, EVERYBODY WANTS 'EM
SEE PAUL'S ARTICLE ON PAGE 20 TO FIND OUT MORE**

ADVERTISER'S INDEX & PICK-UP PTS PG 2-30 ABOUT THE COVER PHOTOS SEE PAGE 3

TO ADVERTISE IN THE GAD-A-BOUT SEE RATES ON PAGE 32 • CALL TOLL FREE 1-877-855-4237 • CELL 1-765-960-5767 • ray@thegadabout.com

WE ARE LOOKING FOR JUNK CARS, TRUCKS, SEMI'S & BUSES

CALL US TODAY



we haul them away

You get your cash that day

\$350.00 MINIMUM

MUST BE COMPLETE VEHICLE

BUYING SCRAP FARM EQUIPMENT

CALL US TODAY

765-277-3604 OR 765-277-6734

7 DAYS A WEEK

ADVERTISER INDEX

YOU CAN PICK UP A FREE COPY OF THE GAD-A-BOUT AT THESE ADVERTISER LOCATIONS LISTED

INDIANA

ALEXANDRIA

Sport-N-Wood Game Calls Pg 23

AMBOY

IN Deer & Elk Farmers' Assoc Pg 7

ANDERSON

Crackshot Guns Pg 16

Shadyside Bait & Tackle Pg 31

AUSTIN

Austin Westside Sunoco Pg 10

Burris Electric & Plumbing Pg 13

Colwell Wildlife Studio Pg 23

BROOKVILLE

52 Pik-up Convenience Store Pg 5

Dairy Cottage Pg 2

Noble Boys Furniture Pg 5

Save-a-lot Pg 25

Stayin' Alive E. Fork Fishing Day Pg 2

BROOKVILLE LAKE AREA

Barton Bay Pg 13

Dave's Triangle LLC Pg 24

Midlake Trading Post Pg 31

Parkside Marine & More Pg 3

Quakertown Marina Pg 19

Steve's Marine Pg 12

Whitewater Valley RV's Pg 21

CAMBRIDGE CITY

Amish Cheese Shop Pg 27

CENTERVILLE

Animal Hospital of Centerville Pg 26

CONNERSVILLE

Griffey Farms Pg 21

Matt's Custom Guns Pg 10

Rem-Bu Gun & Ammo Shop Pg 6

DEPUTY

Marion's Greenhouse Pg 11

DUBLIN

Vehicles & Scrap Wanted Pg 1

Rihm's Meat Processing Pg 27

FARMLAND

Concrete Creations Pg 20

Farmland Conservation Club Pg 10

GREENFIELD

Highsmith Guns Pg 7

Jensen's Pawn & Guns Pg 18

GREENSBURG

Country Mart/Premier Ag Pg 14

Guns & Tackle, Inc. Pg 20

Tree City Metal Sales Pg 23

Wagner's Barber Shop Pg 23

HAGERSTOWN

Big Daddy's Guns & More Pg 15

David Federico, Attorney Pg 2

HARDY LAKE

Pioneer Village Pg 18

INDIANAPOLIS

Indiana State Police Pg 6

www.Indiana Outfitters.com Pg 17

Wanamaker Guns Pg 28

KINGMAN

Jordan's Bait Shop Pg 30

KNIGHTSTOWN

Knightstown Meats & Catering Pg 24

McDonald's Bait & Tackle Pg 18

KOKOMO

Joe's Beef Jerky Pg 22

Kokomo Marine Pg 9

Martino's Italian Villa Pg 3

LAKE MICHIGAN AREA

Brother Nature Charters Pg 12

LAPEL

Hoosier Reel Pg 28

LAUREL

Laurel Hotel & Restaurant Pg 29

LEXINGTON

McCleery's Dog Carriers. Pg 9

LIBERTY

Carl Sharp State Farm Ins Pg 11

Country Mark Station Pg 8

J's Restaurant Pg 16

J.A. Bertch Hardware Pg 20

Liberty Restaurant Pg 20

P.R.S. Insurance Pg 21

Pizza King Pg 11

The Country Store Pg 3

Woodruff's Supermarket Pg 27

LITTLE YORK

Little York Store & Restaurant Pg 24

LOGANSPOUT

Dale Hardy Supplies Pg 19

MADISON

Burris Elect & Plumbing Pg 13

Madison Outdoors Pg 20

MARION

Riverside Sporting Gds Pg 21

MCCORDSVILLE

Cap'n Hooks Bait & Tackle Pg 12

METAMORA

Hearthstone Restaurant Pg 8

MIDDLETOWN

Norfleet Enterprises LLC Pg 29

MILROY

Milroy Shoes Pg 27

Troyers Country Store & Bakery Pg 25

MONROE RESERVOIR

Big Marks Bait & Tackle Shop Pg 30

MUNCIE

Light House Bait & Tackle Pg 31

McGalliard Guns & More Pg 25

NINEVEH

Ed's Trading Post Pg 22

NOBLESVILLE

Log Home Center Pg 11

NURPU River & Mtn Supply Pg 11

NORTH VERNON

Diekhoff Mower Sales Pg 23

John's Gun & Tackle Pg 19

RICHMOND

Army Navy Store Pg 16

Best Stop Auto Care Pg 7

Mendenhall Hardware Pg 12

Middleton Tool Sharpening Pg 3

Riggle-Waltermann Mortuary Pg 21

Rogan Equipment, Inc. Pg 4

Tri County Awards Pg 28

RUSHVILLE

Fields' Outdoor Adventures Pg 32

SALEM

Red Barn Bait Shop Pg 30

SALAMONIES LAKE AREA

Bozarth Country Store Pg 18

D&J's Corner Mart Pg 4

Peacepipe Bait & Tackle Pg 7

SCOTTSBURG

C & T Cycles Pg 10

Rick & Jeff's Floor Coverings Pg 19

Scotts Ace Hardware Pg 23

SELMA

Dry Dock Marina Pg 14

SHELBYVILLE

The Gun Den Pg 28

SEYMOUR

Burris Elect & Plumbing Pg 13

SUMMIT LAKE AREA

Summit Lake Bait & Tackle Pg 7

VALLONIA

Tollivers Hunting & Fishing Supls Pg 23

VERSAILLES

SEastern IN Hunting Properties Pg 13

VEVAY

Dutch Discount Groceries Pg 16

OHIO

CINCINNATI

Boytim Charter Service Lake Erie Pg 12

Stories by Golden Eagle Pg 11

SUPPORTING LOCATIONS

CAMBRIDGE CITY

Cutshaw Market

CENTERVILLE

Centerville City Building

Cinnamon Bakery

Gillman's Home Center

COLUMBUS

Phoenix Guns

Premier Ag

CONNERSVILLE

30th St. Shell Stn

ELWOOD

Collins Taxidermy

FOUNTAIN CITY

Marathon Station US27

GREENCASTLE

US 231 N Family Restaurant

GREENFIELD

Angler's World

GREENSBURG

Cutting Edge Sporting Goods

Petro Stopping Center

GREENS FORK

Greens Fork Little General

HAGERSTOWN

Willow Springs Restaurant

HANOVER

BP Service Station

Circle K

HAYDEN

Hayden Corner Store

LIBERTY

Whitewater State Park

Whitewater RV's

Woodruff's Supermarket

LOGANSPOUT

Chuck's Bait Shop

CONTINUED ON

PAGE 30

DAIRY COTTAGE RESTAURANT
(765) 647-5451

Home Of Flavor Rich Fried Chicken

Complete Line of Sandwiches, JoJos, Fries, Mozzarella Sticks, Onion Rings, Etc.

LARGE SELECTION OF ICE CREAM, SHAKES, SUNDAES, CYCLONES

1116 Main St. Brookville, IN 47012
Est. Oct. 02, 1958

BANKRUPTCY ATTORNEY

DAVID A. FEDERICO

Both Chapter 7 and Chapter 13

Friendly personal attention from an experienced attorney

49 East Main Street in Hagerstown

765-489-5888

FREE CONSULTATION

"PROTECT YOUR FINANCIAL FUTURE"

This advertisement is for a debt counseling provider



THE GAD-A-BOUT™

IN THIS ISSUE

April 2012 • Volume XXII • NO. 265

Created & Published by Ray Dickerson

P.O. Box 85

Centerville, IN 47330-0085

CONTACT THE GAD-A-BOUT

Toll Free: 1-877-855-4237 - Lv Message

Cell Phone: 765-960-5767

Office Phone: 765-855-3857

Fax: 765-855-3857 (Call First)

Website:

www.thegadabout.com

E-Mail: ray@thegadabout.com

(No Subscriptions Sent by Mail)

COPYRIGHT BY GADCOE 2012

DISCLAIMER: The ideas and opinions expressed by the writers appearing in The Gad-a-bout are not necessarily the same as the publishers.

SPECIAL FEATURES

Memories of Dad by Jeannie Winter (*Second World War II Seabee Story*) Page 8 & 9
Promoting the Sport of Fishing by Laura Whiteleather. Pages 18

REGULAR FEATURED OUTDOOR WRITERS

Roaming The Outdoors by Ray Dickerson (*Seabees, Woodruff's - Pg 27, Liberty Const., DNR Releases*) . . Page 4
So You Wanna Catch More Fish by Tag Nobbe (*Fishing Brookville in April*) Page 5
News from the Indiana State Police by Sgt. John D. Bowling (*Special Events 2012, Scuba, Meth*) Page 6
IDNR News by PIO Gary Catron (*A Big Goose Egg? Online ATV Course Available*) Page 7
Misfires and Snags by Dan Graves (*Birds of a Different Feather*) Page 10
Talking Leaves by Golden Eagle (*Thunder Bird*) Page 11
The Order of Red Men by Malcolm Greene (*Tribe is Growing*) Page 11
Fishing Lake Michigan by Capt. Mike Schoonveld (*Cooking For Comparison*) Page 12
Indiana Slab Masters by Ron Bilbrey (*Indiana Slab Masters*) Page 13
Outdoors with Rich Creason (*Learning Outdoor Skills - Ladies Only*) Page 14-15
News & Views From a Vet by Mark Stover (*Memorial Day - A Day for Remembering*) Page 16
Outdoor Tales by Phil Junker (*Whitey Outlaw - Equipment has changed, not the fish*) Page 19
Looking Downstream by Paul McCloud (*Morel Mushroom Season*) Page 20
Camping Here & Beyond by John and El McCory (*The Mediterranean Coast of Spain, France, Italy*) . . . Page 21
Indiana Outdoors by Joe Martino (*Trip with Landry Gang is all that*) Page 22
News from West Central Indiana by Don Bickel (*'Tis the Season for Turkeys, Mushrooms & a yarn or two!*) . Page 23
So, You want to be a Cowboy by Bob Chattin Alias "Roy Ranger" (*Mounted Shooter III*) Page 24-25
Metamora, Indiana by Janice Hunsche (*Scenes of Metamora Through The Years*) Page 25
Indiana State Trappers Association News by Dr. Fred Philips, DVM (*ISTA Fur Sale*) Page 26

GAD-A-BOUT DEPARTMENTS

Advertiser Index, Advertiser Supporting Pick-up Locations & Developing Area Pick-up Locations . . . Page 2 & 30
Rate Sheet, Contract Form Page 31
Gad's Corner (Readers and Other Fish & Game Photos, Send in your Photo or other) Page 31

THE COVER PHOTOS

Top Right: Ladies, if you have ever wanted to learn about fishing, hunting, camping, canoeing, outdoor cooking, tree ID, or a wide variety of other outdoor activities, here is your chance. See Pages 14-15 (Photo by BOW)

Bottom Left: Mark Stover writes about the importance of setting some time aside to remember the brave men and women who gave so much so we can live free. He also shares with us some interesting and little known facts about the Vietnam War and the Vietnam Wall (Mark Stover Photo) **Inset:** The 2nd

Seabee story on Page 8 & 9 in a series thru Sep 2012. **Bottom Right:** Once the humid air of early spring starts to warm enough that temperatures remain in the mid 40's and higher at night the time is right for the Morel sponge mushroom. From the large woods in the state parks to isolated woodlots all over the Midwest one variety or another of the delicious fungus can be found. The prime states for the Morel mushrooms are Michigan, Wisconsin, Indiana, Illinois, Ohio and Pennsylvania. See more on page 20. (Photos by Paul McCloud)

MIDDLETON
TOOL SHARPENING & THE CAR CLINIC
 IMPORTS & DOMESTIC • PARTS & SERVICE
 AUTO REPAIR • TUNE UPS • BRAKES
 ENGINE DIAGNOSIS • AIR CONDITIONING
 LARRY MIDDLETON - OWNER ASE CERTIFIED
 37 YEARS EXPERIENCE
 630 N.W. 5th STREET
 RICHMOND, IN 47374
 765-962-6996
 COMPLETE SHARPENING SERVICE




CRESTLINER BOATS
DEALER OF THE YEAR



1750 FISH HAWK



1900 SUPER HAWK



1600 FISH HAWK



PARKSIDE MARINE & MORE, INC.
 BROOKVILLE, INDIANA

HARRIS Flotebote



200 CRUISER CX



250 GRAND MARINER

"2012" SPRING SPECIAL
UNBEATABLE PRICES!!
"ALL IN-STOCK UNITS"

7191 Fox Run Rd Brookville, IN 47012
 765-647-4619
 E-mail: pmarine@wwwremc.net Website: parksidmarineandmore.com

THE COUNTRY STORE



SUPPLIES FOR A COUNTRY WAY OF LIFE!

CRAFTS • GIFTS • HOME FURNISHINGS
 FISHING & HUNTING LICENSES
 CAMPING SUPPLIES • LIVE BAIT
 LP GAS • FIREWOOD • ICE
 "CASE KNIFE DEALERSHIP"

302 S. Main St., Liberty, IN 47353
 765-458-9977

Martino's *Inside Dining or Carry-Outs*
 = *Italian Villa* =
 Restaurant & Lounge

"Homemade Goodness In Every Bite"

Real Italian Pizza • Full Menu



- LASAGNA
- PIZZA
- STEAK
- SPAGHETTI
- SANDWICHES
- SEAFOOD

11AM - 10PM MON - THURS 11AM - 11PM FRI & SAT

765-457-9181

1929 N. WASHINGTON • KOKOMO, IN

Roaming The Outdoors



by Raymond E. Dickerson

THE GAD-A-BOUT IS FREE

At Advertiser locations and Advertiser support locations (see advertisers index on page 2 and support locations on page 31) and read The Gad-a-bout on website: www.thegadabout.com



79TH U.S.N. CONSTRUCTION BATTALION CB REUNION COMING HERE SEPT 23-27

One of the most important things that I have ever done in this lifetime, in my mind, is to be able to host the 67th 79th U.S. Naval Construction Battalion (NCB) Reunion which will take place September 23-27 in Richmond, Indiana at the Quality Inn & Conference Center. I wasn't a Seabee, but my dad, Ray Dickerson Sr was in WWII in Alaska and Okinawa 1942 to 1945.

I was reading in our local daily paper, the Palladium-Item on September 3, 2011 on page B6 under the heading "Vet: Honor WWII survivors now, while they're alive" "A marine who fought in the Battle of Okinawa urged Americans on Friday to honor those who served in World War II now, while veterans from that conflict are still alive."

I attended the 66th 79th NCB reunion on September 19-21, 2011 in Pekin, IL soon after reading that piece. On Wednesday evening at the reunion, after finishing our banquet meal the subject turned to who would volunteer to host the 67th Reunion in 2012. No one raised their hand. Bob Huls, host for the 66th Reunion began talking about maybe the current reunion being the last.

About that time I raised my hand and asked to speak. Bob said I had the floor. I asked those present if I could host the 67th Reunion in Centerville, Indiana in honor of my father. Bob replied something like this, Ray, don't you think you should talk that over with your wife before volunteering. Its a big job you know, it takes both of you to get it done. I told him I would talk it over with her and call him as soon as possible.

After returning home from Pekin I immediately talked it over with Sherry, she had no problem with my doing it, so I called Bob Huls and told him it was okay with the wife to host the reunion. Bob told me he would check with the other Seabees who were currently attending the reunions and get back with me.

Shortly thereafter I got a letter from Bob and

Carolyn Huls with a note inside, "Congratulations you are the host for the 67th Reunion of the 79th NCB."

I asked Bob if it was okay with him and the others if I invited former members of CBMU 624 to the reunion. That was the group that Dad served with on Okinawa. There was only 277 Seabees in CBMU 624, they went in with the Marines on Okinawa's D Day, April 1, 1945.

Bob got back to me soon after that and said I could invite CBMU 624 Veterans to the reunion too.

I announced in my November 2011 Gad-a-bout that I was going to search nationwide in hopes of finding 79th NCB and CBMU 624 Veterans of World War II and invite them to our reunion.

It's been a little over 5 months since Pekin and I'm still looking for 79th NCB and CBMU 624 members. I'm a little bit disappointed, the fellow was right who said we need to talk to WWII veterans while they are still alive. The problem is many are already gone. The age range for Veterans of World War II is 84 to over 100. My father, had he lived, would have been 99 this year.

I've talked to quite a few Seabees in many parts of America and Canada, most would like to attend the Reunion this September, but due to many different things, they can't make the journey. I've talked to or heard from several widows, sons and daughters telling me about their husbands or fathers who have already passed on. They have all thanked me for contacting them and keeping the hope of finding alive Seabee Veterans from World War II. The cost of traveling at this particular time isn't helping anyone.

I have quite a few leads on more Seabees from Carl Barrett and Danny West (members of Seabee Veterans of America) who have contacted me after they received the March Gad-a-bout and read about my search. I've had to postpone the search for the past couple of weeks due to attending the Indy Sport Show and getting this issue done.

I have to send out the first invitations to the 79th NCB Reunion before the end of March. Also I'm wanting to go to Ashland, KY to talk to Edward Richard Patrick who was with CBMU 624, he's in his mid 80's and was on Okinawa with Dad. My sister Wilma, who was the first to find the 79th NCB on the internet back in 2007, is going with me. She is helping as much as she can. She, her husband, Woody and my other sister, Kathy, live in Kentucky.

As you might have read in last months issue, I've talked to Tim and Betty Mahoney who live in Houston, TX, Tim was with CBMU 624 too, they want to come to the Reunion.



Seabee Fred J. Taake USN

In this issue on page 8 & 9 is this months Seabee story written by Jeannie Winter, daughter of Fred J. Taake. Jeannie is the Webmaster for the 79th NCB Website www.79thSeabees.com.

INDOT CONSTRUCTION US27 IN LIBERTY SOME DRIVING TIPS FOR VISITORS

The Indiana Department of Transportation began construction through the town of Liberty on Monday, March 5, 2012. Following is a INDOT release from CONTINUED ON PAGE 28

79th U. S. Naval Construction Battalion Reunion Sep 23-27, 2012 in Richmond, Indiana



In Memory of my father, Seabee MMS 1/c Raymond "Gene" E. Dickerson, 79th U.S. Naval Construction Battalion (NCB), Company D, Platoon 2 and Construction Battalion Maintenance Unit (CBMU) #624 Veteran 1942-1945.

I will be hosting the 79th NCB Reunion on September 23-27, 2012 in Richmond, IN. I have permission from the 79th NCB to invite members of CBMU #624 to the Reunion also. Dad was with the 79th NCB in Alaska and with CBMU #624 on Okinawa. Anyone reading this message who served with the 79th U.S. Naval Construction Battalion or Construction Battalion Maintenance Unit #624 in Alaska, Saipan or Okinawa during World War II and would be interested in attending our 67th Reunion in Richmond, Indiana September 23-27, 2012 please contact me by:

Cell 765-960-5767,

Toll Free 1-877-855-4237 (Leave Message),

E-mail ray@thegadabout.com

Website: www.thegadabout.com

THERE'S A STORY BEHIND EVERY KUBOTA.



The Kubota story begins with a dream to connect with the land and a desire to create something enduring. It always ends with a satisfied customer riding on an orange Kubota. Stop by and start your own "happily ever after."

ROGAN EQUIPMENT, INC.

4737 National Rd. W., Richmond, IN 47374

1-888-966-9801 • 765-966-9801

Kubota
EVERYTHING YOU VALUE

www.kubota.com



D & J's CORNER MART

CONVENIENCE STORE GAS & DIESEL
SALAMONIE LAKE • SR 9 & 124



Bait & Tackle
Biscuits and Gravy All Day • Broaster Chicken
Plenty of Hot Food
260-468-2460
Deer & Turkey Check-In
Carolina Carport Dealer

So You Wanna Catch More Fish



by Tag Nobbe
Professional Fishing Guide

Fishing Brookville in April

April is a great time to be alive. Everything seems to be waking up from a long sleep and the walleye are no exception. Every year its the same, as the water temperature moves through the mid 40's walleye get the urge to move to the rocks. If you can't find them there check out the rivers. Walleye are also drawn up rivers. One good place to look is the stilling basin just right below the dam. Another good area is the river above the lake. In April the walleye are going to be shallow so don't be afraid to look for them in water as shallow as one foot. One thing to keep in mind though if you can see them, they can see you too.

Spring is one of those times of the year that more then likely we are going to get a lot of rain. When this happens it will make the river above the lake unfishable due to the amount of current. But when the water recedes, get back out there. A great bait to use is a 1/16 ounce lead head jig tipped with a minnow or tipped with a three inch curly tail. If the water is muddy use a orange, chartreuse brown or green curly tail. If the water is clear use white, silver or pearl curly tails.

When the river above the lake is to high and muddy switch your attention to the stilling basin below the dam. Usually the Army corp of engineers will have to hold the water back for a time to give the Ohio river a chance to recede. This is your window of opportunity but only until they start dumping the lake. When this happens it changes things, see photo.

To find out the outflow at the stilling basin go to my web site www.brookvillelakeguideservice.com Click on lake report find Brookville, its about the 7th lake property from the top. Look to the right till you



Scott Woodcock holding a walleye he caught fishing with me. He is from Anderson, Indiana, his friends call him Skillet. (Author Photo)

see the numbers in blue, this is the the exact lake level in real time. Winter pool is 740 elevation and summer pool is 748 elevation. Keep looking to your right the 3rd column from the right is the outflow at the stilling basin. CFS means cubic feet per second. So if it reads 135 it means there releasing 135 cubic feet per second of water from the lake. This amount of water release to the stilling basin will not even create a current, but if you check it and its about 1500 cubic feet per second, the stilling basin will have so much current it will also be unfishable. The same baits you use in the river above the lake will work just as good in the river below the lake.

The only difference is you will never have muddy water in the river below the lake it may be swift but it won't be muddy.

If you find yourself at this time of the year fishing in the lake look for rocky areas in the lake that the sun shines on most of the day, this in turn will be the warmest water in the lake. The walleye in Brookville lake will start to spawn when the surface temperature reaches about 46 degrees. The problem with trying to catch walleye in April is that they


are up all night looking for romance and resting all day thinking about what they are going to be doing as soon as it gets dark again. All we can do is hope for a stupid one every once and awhile.

This will last for about two weeks. From this point I believe the walleye have to go through a recuperation period for about a week. From here they switch from their spawning areas to their feeding areas. This is where you want to concentrate your efforts. Look for places where all the other fish in the lake will start their spawning cycles.

Good Luck Tag

If you need more info E-mail me at tag@tagnobbe.com or go to the website www.brookvillelakeguideservice.com or call my cell phone 765-265-3238. I guide fish for walleye, striped bass, and crappie starting mid April till the mid December 7 days a week on Brookville Lake. We fish out of a 2007 Lund Pro V 2025 with a 225 Honda motor. I supply everything all the way down to cleaning the fish. I can take 1 - 4 people. The price is according to how many people go \$400.00 for 4 people \$325.00 for 3 people \$275.00 for 2 people and \$225.00 for 1 person. We start at 7:00 am and fish till 1.00 To schedule trips call me at home 765-647-4329 or on my cell phone 765-265-3238.

Fully licensed and insured for 15 years now. ■



Top Photo: East Fork of Whitewater River, photo taken from SR 44 bridge above Brookville Lake. Bottom Photo: Stilling Basin below Brookville Lake Dam, here Corps is releasing water from the lake, it is unfishable during this outflow. (Author Photos)

Noble Boys Furniture

Featuring Solid Oak and Solid Wood Bedrooms, Dining Rooms, Living Rooms, A Lazy Boy Owned Co. & Lane Recliners, Bedding and Other Household Items Dutch Craft Bedding Made by Amish

6032 Holland Rd., Brookville, IN
(White's Farm - U.S. 52)

Mon-Fri 9-5 / Sat 9-4 • 765-647-4875

"Quality Furniture At Fair Prices"



When it comes to fueling your outdoor needs

Gasoline • Fresh Coffee • Deli Style Sandwiches • Fountain Drinks • Snacks • Sporting Goods
Live Bait & Tackle • Guided Fishing Trip Information • Hunting & Fishing Licenses • Check Station and More



Brookville, Indiana

Brookville Lake Guide Service

Guide: Tag Nobbe

Phone: 765-647-4329

Cell: 765-265-3238

Web: brookvillelakeguideservice.com

Near Brookville Lake just south of Brookville on U.S. Hwy 52 (765) 647-3600

News from the Indiana State Police



by Sergeant John D. Bowling
Public Information/Recruiting Officer

Special Events 2012 Gearing up for Another Year

As you know if you go to a special event around Indiana during the course of the year, you will usually see us there. All of these manpower needs are coordinated by the Indiana State Police Special Operations Division. The Special Operations Division is headed up by Captain Brad Weaver and First Sergeant Mike Nichols. These men are responsible for everything from the Indianapolis 500, Brickyard 400, the state wide crash reduction program and even coordinated security for the Super Bowl.

Speaking of the Super Bowl, if you went to any of

the events during Super Bowl week you saw we had a strong presence there. I was privileged to work the NFL experience one day, and found it to be a very positive event. I had several people from all over the U.S. and abroad comment to me on how well things were run, and on how safe and beautiful our capitol city is- something we natives take for granted I guess. It was truly a historic week for our state and an event I and a lot of Hoosiers will never forget.

Another Indiana State Police Specialty – Scuba

As I've said in this article before, one of the things that separates us from most other departments are our specialties. They range from pilots of helicopters and fixed wing aircraft to undercover investigations for drugs, auto theft, crimes against children, among others. This issue I want to talk about State Police Scuba Teams, or USRT (Underwater Search and Rescue Team.)

The State Police Scuba program was started back in 1960. The first classes consisted of five days of 12-15 hours of training, followed by graduation. (By contrast divers now go through four weeks of training.) By the end of 1961 there were 38 troopers certified as divers.

Underwater Search and Rescue/Recovery is an accurate description of what they do, as they respond to drowning calls, underwater photography and collection of evidence, as well as search and recovery of flood victims. There are currently three dive teams, one for the north, one for the central zone and one for the south.

State Police training takes the student diver

through Basic open water to advanced with a total of twenty (20) dives completed prior to Trainee Status. They then serve a six month probationary status and must successfully complete an operational dive, a deep dive, a cold water dive, and other goal orientated training dives under the supervision of a NAUI certified ISP Dive Master.

Diving in zero visibility under less than desirable conditions is extremely dangerous, but training is the key to safety, and education is the key to success. As Dive Master Bob May puts it "On most dives if I could see five inches I would be delighted. I've never seen a body that I've recovered as I usually just bump into them with some part of my body. The same is true for weapons I've recovered. In my history

with the dive team I've recovered cars, bodies, guns, safes, and yes, even a breast implant." Our divers dive once a month the year around and are seldom in a pool. They use 3-D sonars, underwater metal

CONTINUED ON PAGE 15

REM-BU Gun & Ammo Shop



Zombie Ammo
Various Calibers
(Limited Qty)

HERITAGE
RR22MCH 4
\$209.99
(Camo Grip)

OTIS
FULL LINE OF OTIS CLEANING SUPPLIES

SAVAGE AXIS **\$339.99**
RIFLE & SCOPE PACKAGE
In Stock, .223, .22-250 & 308 calibers. Also available to order in .25-06, .270, .30-06, .243 & 7mm08 calibers.

RUGER 10122 **\$209.99**
(All Black)

"In Business Since 1924"
• Guns • Ammo • Shooting Accessories
• Scope Mounting • Recoil Pad Install
• Drill & Tap • Gun Repair • Bore Sighting

LAY-A-WAYS / GIFT CERTIFICATES
ADDING INVENTORY WEEKLY
• Consignments • Appraisals
New, Old, Odd & Otherwise
Buy, Sale, Trade

**HOURS: Tues thru Fri 9 am - 5 pm / Sat 9 am - 3 pm
Closed Sun & Mon**

DEER & TURKEY CHECK-IN STATION
115 West 7th Street
Connersville, IN 47331
765-825-2613

WE ACCEPT ALL MAJOR CREDIT CARDS



The picture is of an ISP Public Information Officer's car taken in front of the JW Marriot on 2/2 during Super Bowl Week Festivities. (Author Photos)

**CUT THIS OUT
FOLD & CARRY IT
WITH YOU AFIELD!!**

**REPORT METH TO:
INDIANA STATE POLICE
METH TIP LINE
1-800-453-4756**



Indiana Department of Natural Resource News



by I.C.O. Gary Catron
LE Division Spokesperson

A Big Goose Egg?

Year 1: "Oh look, it's so nice to see we have a pair of geese nesting at our pond." **Year 2:** "Oh, it looks like the babies have returned to nest. We have 3 pairs nesting this year. They are so fun to watch." **Year 3:** "Oh my! (Expletives follow) We can't even enjoy our pond or yard this year without..."

The scenario has played out countless times in perhaps every legal township in the State. A few Canada geese are cute; a few more are nice, any more: a problem. What can a pond owner do to limit a growing population of geese that has developed a fondness for their real estate?

Canada geese are regulated and protected by law. Hunting, during open seasons primarily in the fall and winter months, can help eliminate some of this localized population but is often not a possibility due to location or other factors. The hardships people experience being caused by the geese take place mostly in the spring and summer months.

There are methods landowners can use to deal with nuisance geese which do not require them to look over their shoulder guessing as to the legality of their actions.

Keep in mind that nuisance geese, particularly while nesting, can be aggressive. Caution should be exercised.

Feeding geese should simply not be done. Free

meals can bring in additional resident flocks making the problem much worse.

One question often asked is "Can I harass geese to make them leave?" Yes, harassment methods can be used as long as they are not injurious or physical in their application. Chasing geese from a pond or yard areas at varying times during each day can cause them to deviate from an established routine. Noise making devices can be of value also. It is important to use harassment techniques as soon as possible after geese fly in. Once they feel comfortable in an area it is more difficult to discourage them.

Another question commonly asked is "Can a goose nest be destroyed?" During the time that nest materials are being gathered to form a nest it is lawful to remove these materials up to the time an egg is laid. This must be done at least on a daily basis and may need to be repeated for several weeks. This can sometimes cause the nesting geese to relocate. Vigilance is needed to insure the relocated pair are gone and not simply at another location near the pond.

Once an egg is laid, the game changes, so to speak. It is now "hands-off." There are additional nest alteration methods available but no further action can be taken without first registering with the U.S. Fish and Wildlife Service. Registering may sound a bit ominous to some but, in reality, it has been simplified in online format by creating a user name and password, much like many other applications, and supplying relative information.

After proper registration is made with the USFWS, nest destruction and/or egg treatments may be completed. It is tempting to opt for nest destruction, but in reality, this can only lead to the geese re-



Pair of Canadian Geese. These Canadian geese are swimming in Goose Lake, Anchorage Alaska. (Photo reprinted with permission of U.S. Fish and Wildlife Service)

nesting and the laying of additional eggs. Proper egg alteration (oiling) can be quite effective at long-term control of a resident nuisance goose flock. Recommended step by step instructions should be followed and are available online at www.in.gov/dnr. There is also a link to the USFWS resident Canada goose nest and egg registration web page as well as a Power Point presentation to assist landowner dealing with nuisance geese.

If you have an ongoing love-hate relationship with nuisance geese that has evolved to become more hate than love, I encourage you to view the detailed information available on the above listed website. The explanations are straight-forward, easy to understand, and gives good clarity to the reader what is legal and not.

Online ATV Safety Course Now Available

Online ATV safety course now available
The Indiana Department Natural Resources Law Enforcement and Outdoor Recreation divisions are partnering to offer an online All-Terrain Vehicle (ATV) safety course.

CONTINUED ON PAGE 27

Highsmith Guns
Sales, Repair & Training
Best Prices — New & Used
Certified Instructors
Ask for Shane or Mark
(317) 462-6290
812 S. State St., Greenfield • www.highsmithguns.com

Peacepipe Bait & Tackle
OPEN ALL YEAR
HUNTING & FISHING LICENSE
BAIT & TACKLE
CAMPING SUPPLIES & GROCERIES
FIREWOOD
DEER & TURKEY CHECK-IN STATION
4975 S. 1000 W., Andrews, IN 46702
260-468-2768

SUMMIT LAKE BAIT & TACKLE, LLC
5180 Messick Rd.
New Castle, IN 47362
(765) 766-5158
Brian & Christal Tapley
Previous Owners Now Back
• Primitive Camping • Camping Equipment
• Propane • Groceries • Boat Storage
• Live & Artificial Bait
• Now Carrying Firearms
• Hunting & Fishing Licenses
summitbaitandtackle@hotmail.com

Best STOP Auto Care
2 Salisbury Rd., Richmond, IN
Complete Auto Service
• Tune-ups • Major engine work
• Brakes • Cooling system service
• Transmissions
Courteous, Friendly Service
Questions? Just Ask! We're Here To Help!
Pick up & delivery service available
CALL US TODAY
765-935-3849
VISA MasterCard ASE
TECH-NET Professional AUTO SERVICE
WE USE HIGH QUALITY CARQUEST REPLACEMENT PARTS
ASE
AUTOMOTIVE SERVICE EXCELLENCE

INDIANA DEER & ELK FARMERS' ASSOCIATION
WWW.INDIANADEER.NET
www.indianadeer.net



Dad and myself taken during the Christmas holiday in 1994 I believe when he was 90 years of age. He passed away September 1996. (Authors Photos)



This photo of Mom and Dad was taken when Dad was on leave between the Aleutians and Saipan. They were married in Omaha, NE. Dad is wearing his Navy Dress Blues.

Memories of Dad

by Jeannie Winter

Born Friedrich Karl Johann Taake, on 21 March 1904, Dad left his employment at General Motors Acceptance Corporation and was among the ranks of every able bodied man in America who answered President Franklin Roosevelt's call to arms after the bombing of Pearl Harbor, a day President Roosevelt immortalized as "a day that would live in infamy."

Dad served in the U.S. Navy, Headquarters Company, 79th Seabees, during World War II and was stationed first on Kodiak Island in the Aleutian Islands and then on the Japanese islands of Saipan and Okinawa. Dad always claimed the Seabees were considered to be the elite of the Navy - highly skilled professionals in their respective peacetime trades. Following are my memories which were relayed to me by my Father when I was a little girl.

Upon induction into the Navy, Dad served his boot camp at Camp Bradford in Norfolk, Virginia. This was prior to being deployed to the Aleutians. That winter he contracted pneumonia from the cold and damp weather.

\\The Japanese warlords had set their sights on the conquest of the United States by way of the Aleutians. The 79th Battalion was transported from Bremerton, Washington to the Aleutians on board the Troopship USS CHAUMONT (AP-5). According to Dad, when the Company arrived at Kodiak, Alaska, known only to the Company as "Island X," tons of supplies and military equipment were heaped in masses of every conceivable supply item imaginable in total disarray. (At the risk of doing a little tattling on myself, I remember seeing "Island X" written many times in those old letters from Dad that Mom kept down in the old cedar chest

in the basement when I was a little girl. I doubt myself to be the only little "Baby Boomer" to have peeked in those old war letters.) Dad was always one for enjoying cold weather and, being stationed in a land of overwhelming cold and snow, Dad professed Kodiak to be an enchanting land where he felt right at home with the Arctic cold. Dad had probably developed thick blood up there in the Aleutians. Other than the native Aleuts (native Eskimos) in a small Eskimo town nearby, the only other local inhabitants to share the island with the sailors of the 79th Seabees that I recall Dad speaking of were the Kodiak bears that freely roamed the island. Dad remembered one of the guys in his Company being chased by a bear until the sailor was able to climb a tree, but not before the bear deeply clawed his heel. Dad spoke of watching thousands of salmon making their annual run to the spawning grounds and of climbing Barometer Mountain behind the barracks on Sunday afternoons.

His tour on Kodiak Island in the Aleutians completed, Dad and Mom were married on 18 October in the Fall of 1944 in Omaha, Nebraska while Dad was home on furlough; then Dad was shipped overseas to the Japanese islands of Saipan and Okinawa on board Troopship SS CAPE BON (C1-A 1089) and LST 736. Dad spoke of arriving at Pearl Harbor to the devastating aftermath of the Japanese attack on Pearl while enroute to Saipan, but they were not allowed to disembark the ship during their brief stopover in Pearl. After the long, arduous crossing of the Pacific Ocean on board Troopship SS CAPE BON, with stops at Pearl Harbor and Eniwetok, they pulled into the harbor at Saipan. I remember when I was a little girl many times Dad used to say there was no greater, more invigorating air than the fresh, morning smell of the salty sea; but he also spoke of the terrible devastation of war he saw as they landed on Saipan and of seeing the battle's aftermath of

bodies heaped by the thousands in piles awaiting burial. He used to speak of a Japanese bomb narrowly missing the ship he was on by about 50 feet as they neared Saipan and said that the noise of the exploding bomb was magnanimous and deafening such as he had never heard in his life.

From the rubble of the battle for Saipan, the Navy Seabees constructed the bases and airstrips from which the B-29 bombers would take off for the strategic air attacks on Tokyo. Dad would say, "I'd watch the B-29s take off from Saipan; they'd be gone all night" carrying out the great fire bombing raids that would light up the night skies over the cities of Japan and would "return the following morning".

Wars leave scenes forever etched in the memories of those who lived them and one of the most grim scenes Dad was to see on Saipan was the suicide cliffs at Mapi Point where so many Saipanese civilians, trapped in a vicious war and told by the Japanese that capture by the Americans would mean rape and torture, had jumped to their deaths. I had asked Dad one day if he had seen the suicide cliffs and his only answer was "Yes.... I saw them", but he spoke with a stone cold, bitterly straight ahead blank stare and a harshness in his voice that I had never seen before in him. That day, I had seen the cold and painful reality of what my Dad had lived. That day, I had looked at my Dad and had seen the face of war. I knew that I dare not ask about the cliffs again - and I never did. It was only years later that I was told by one of the 79th veterans that their camp had been at the base of Mapi Point. Saipan was but a stepping stone in the Marianas for Dad as the Allies fought their way island by island towards Japan, a stepping stone that would ultimately take Dad from Saipan to the Japanese island of Okinawa - the last stop before Japan itself, where the last and most destructive and devastating battle in World War II was to be fought.

HEARTHSTONE FAMILY STYLE DINING

Located on U.S. 52 At The East End Of Metamora

"OPEN WEDNESDAY THRU SUNDAY AT 11 A.M."

Specializing In Pan-Fried Chicken, Country Cured Ham Catfish And Char-Broiled Steaks

FRIDAY SEAFOOD BUFFET

4:00 P.M. to 9:00 P.M.

SATURDAY COUNTRY & SEAFOOD BUFFET

4:00 P.M. to 9:00 P.M.

SUNDAY COUNTRY BUFFET

11 A.M. to 8:00 P.M.

GROUP RATES and RESERVATIONS AVAILABLE

PHONE AHEAD FOR CARRY-OUT MEALS CALL 765-647-5204

OPEN 5 DAYS WED-THUR 11 AM - 8 PM / FRI-SAT 11 AM - 9 PM / SUN 11 AM - 8 PM

SQUARE DONUTS

Noble Roman's PIZZA

Seating for Dining inside or Carry Out

Plenty of Room for Fueling **CountryMark** **We Fill Propane Tanks & RV's**

4 Grades Gasoline **DAILY HOURS: 5 A.M TO 10 P.M.** 2 Grades Road Diesel

U.S. 27 NORTH IN LIBERTY, IN • PH: 765-458-0724




Photo of Dad and my son, Matthew Winter, Christmas of 1994. Dad was 90. My son idolized his Grandpa and Dad thought the world of Matt, too. Matt was 20 years old when Dad passed away. (Author Photo)

The battle for Okinawa was one of the greatest battles of World War II and Okinawa bore the brunt of the Japanese Kamakazi attacks that Dad was to survive on the island. When I was a little girl, Dad used to often talk about hiding in caves on Okinawa, caves he said were used by the native Okinawans to bury their dead, and "played Poker while the Japs were bombing" them and he spoke of the intense anti-aircraft fire that would begin the moment a Kamakazi was sighted. I often wondered if Dad really did play Poker in the caves on Okinawa during the Kamakazi attacks as he used to say he did, but perhaps a little humor was Dad's way of blocking out the pain of war, although it's been said that one becomes oblivious to war when one lives it everyday. Dad said the Kamikazes would attack every evening about sunset and that most of the Kamikazes were slaughtered by the intense American anti-aircraft fire before they could strike, and that the Kamakazi attacks were "such a waste of human life." The Japanese were notoriously known for their crazed and frenzied suicide tactics. Dad used to talk of eating dinner at the camp one day when a crazied Jap soldier came running out from behind the bushes and was instantly gunned down by American soldiers. Dad stood many watches and spoke of a Japanese soldier charging out of the bushes with an explosive attached to his head - the Japanese soldier blew himself up right in front of the Americans.

In peacetime, children in their earliest childhoods hear Mother Goose stories and nursery rhymes; but for those Baby Boomers like myself, born so soon after our fathers returned home from World War II, our first childhood stories were the war stories that our fathers had just lived.

Dad was on Okinawa, about 325 miles off the Japanese island of Kyushu and less than 375 miles from Nagasaki, preparing for the final invasion of Japan itself, when the atomic bombs were dropped on Nagasaki and Hiroshima in August of 1945. It is estimated that had the atomic bombs not been dropped to end the war there would have been a million casualties in the final invasion of Japan. With

the Allied defeat of Nazi Germany and the bombing of Nagasaki and Hiroshima, the signing of Japan's unconditional surrender was held on board the deck of the United States Battleship USS MISSOURI on September 2, 1945.

We lived with my Mother's step-father, "Grandpa Morain", until he died when I was about three or four years old. I remember living in the old house and it remained standing for several years later but, like the war itself, it, too, has finally passed into history.

Mom had kept all the old love letters Dad had written her during the War in an old cedar chest down in the basement of our house on 48th Street in Des Moines. When I was first learning to read, I used to practice this new elementary skill on those old love letters Dad wrote to Mom during the war. Instead of Mother Goose rhymes, Dad's World War II letters and pictures were my first childhood readers. That old cedar chest sat upstairs in my old bedroom at Dad and Mom's house (the white antiqued cedar chest upstairs), but Mom long ago threw away all the old war love letters (or so she said) after she one day discovered me giggling over one of the letters. Dad had kept all his original 79th Seabees photos from Saipan and Okinawa in the old chest, too, and I used to look through those old pictures over and over and over again when I was little (before I could even read). The old letters have gone, but the memories and nostalgia have remained with me throughout the years. I remember years ago, when I was five or six years old, Dad painting and antiquing the old cedar chest so I could have a toy box. We didn't have much back then, but I kept my little pair of ice skates, a doll, and my "Mr. Potatohead" game in the old cedar chest, which eventually became my Hope Chest.

Television had just come into being and the first "Baby Boomers" like me grew up with "I Love Lucy," "Jack Benny," "Father Knows Best," "Leave It To Beaver," "Lassie" . . . and the Cold War. Europe was divided and the threat of Communism loomed over us. Television brought the world to us and we watched in our living rooms as then Russian Premier

*"Remembering Dad
Lazy days near the little stream,
Walking on the beach along the bay,
Drowsy drives on the mountain road;
These things seem to say
Remember Dad.*

*Tinsel and toy soldiers on a Christmas tree,
Easter baskets and bunnies;
I can still see
Dad"*

Author Unknown



Nikita Khrushchev pounded his fists on the table at the United Nations and we heard him defiantly shout with the firmest of conviction, "We will bury you! The day will come when your children and your grandchildren will live under Communism!" And that day was forever etched among our childhood memories. With the coming of television, the Cold War and the Arms Race with the old Soviet Union became as much a part of our childhood as nickel and dime ice cream cones. Radio and TV programs were always being interrupted for Civil Defense testing and "Duck and Cover" drills were a common occurrence during my grade school years. Bomb shelters were set up around the city in the event of nuclear attack or fallout. Each shelter was marked with a yellow and black triangle on a sign. Despite the end of World War II, the world we first "baby boomers" were born into was still a very unstable world and many times I walked past the "Fallout Shelter" signs on the buildings in downtown Des Moines and worried to myself that, with all the other people in the city, there wouldn't be enough room for me in a shelter if we got bombed. That was a very big worry for a little person in those days. And yet, to so many like me, who were fortunate enough to have our fathers survive World War II and return home, our fathers were our childhood heroes and we knew they would always protect us from the evils of the world. More than that, they gave us our hope in the future. How I loved to sit and listen to my Mother play the old World War II songs on the piano and, every now and then, the haunting words "Dear One, the world is waiting for the sunrise" still whispers in my heart.

Dad was always so proud that he served in the Navy Seabees in World War II, though he remembered most of those memories for the rest of his life in a thoughtful silence, which sought neither praise nor glory for the sacrifice he had made. At the age of 92 years, Dad was called to eternal life on 29 September 1996. These written memories are lovingly shared in honor of my Dad, Fred J. Taake, Headquarters Company, 79th Seabee Construction Battalion, World War II. ■

McCLEERY'S DOG CARRIERS
1/2" Treated Floor
Walls & Top Insulated
Custom Built Boxes & Trailers





LEXINGTON, INDIANA **812-866-4510**

KOKOMO MARINE SALES & SERVICE



MERCURY MerCruiser **LOWE BOATS** **MERCURY Outboards**

34 YEARS OF MERCURY MARINE SERVICE
Mercury / Mercruiser Master Technicians
 • Spring Tune-ups • Storage
 2000 North Phillips - Kokomo, IN
 (765) 457-2202

Misfires & Snags



by Dan Graves

Birds Of A Different Feather

We're in Florida. My wife decided that it would be cheaper to get me into a warmer climate than pay to have the walls in the house repainted after I had chewed paint off them in fits of the winter doldrums. I don't do well when all I have to do is watch the lake freeze over and fish treat me like a leper. I've tried the spinning rod a few times in freezing weather but I might as well have had a sign on my back that said "UNCLEAN". So, the car was loaded with enough gear to survive for at least three months in the Bahamas, arrangements were made to spend a week with our friends, Mike and Brenda in Redington Beach on the Gulf coast. From there we were to travel to Venice, Florida for two more weeks with Delbert and Karen, friends from the lake who migrate annually to the sunshine state for two months in the winter.

After arriving in Redington in 70+ degree temperatures (it was in the mid 30's when we left Indiana) my first question was, "what kind of fish do you catch down here"? Standing on the second story balcony of Mike and Brenda's condo looking out on the white sand of the beach below, that question was like asking the clerk in an exclusive clothing store the directions to the nearest Goodwill. You don't really fish off Redington beach. The area is reserved for those who enjoy beautiful sunsets, morning and evening walks on the beach, gentle breezes off the gulf, and watching the antics of the local wildlife, both the flying type and the two-legged variety.

Florida, of course, is a favorite haven for those who have worked hard all their lives and now wish to escape the dog eat dog life and enjoy a semi-tropical climate, their reward for years of hard work. Okay, so I didn't have room for fishing gear in the car, and a 7-1/2 foot fly rod armed with a #14 size Elk Hair Caddis would have attracted nothing but sea gulls. However, one hardy gentleman showed up one day with a rod and an enclosed bait container equipped with a small battery powered aerator attached to one side. It soon became obvious why it was enclosed and the reason for the aerator. A number of live minnows visible through the sides of the bait box had attracted a couple of scruffy looking sea gulls standing by the box, staring at the food inside. Even though graceful and agile in flight, the gull is the local scavenger that will eat anything it feels it can safely swallow and pass. Being fishless and having left my shotgun at home I decided to watch the

local bird life of which there is a large variety.

The pelican looks like a bag lady without a grocery cart. Although a superb flier, my heart went out to them as they stood on the beach with ruffled feathers and the sagging pouch under their bill. I thought about setting a mirror on the beach and letting them get a good look at themselves, but I didn't have the heart to do it. The poor things would have committed mass suicide. My favorites were the snow white egrets, one variety that stood only a foot tall and others about three feet tall with their slim necks extended. Majestically, they strutted along the beach like aloof royalty, stepping aside only briefly to allow beach walking people to pass. Sand pipers skittered at the edge of the surf scrounging for food while another small bird flew just above the water, their bills skimming the water like miniature dredges. Watching all this it occurred to me that I had been looking in the wrong direction when it came to bird watching. Our host was a bird of a different feather.

Mike, a former fighter pilot had served in Viet Nam in the 558th Tactical Fighter Squadron flying the McDonald Douglas F4 Phantom, a formidable fighter aircraft capable of Mach 2.2 speeds while carrying up to 18,000 pounds of ordinance. Stationed at Cam Ranh Ray air base, his primary duties included ground support missions, fighter cover into hostile territory for intelligence aircraft missions, and engaging any enemy aircraft that might try to start a bar room brawl. Sometimes affectionately referred to by its pilots as Big and Ugly, the F4 by its design seemed in some ways to defy the laws of aerodynamics, but no one should try to jerk a feather from anything that flies that fast and packs such a massive punch. In spite of the intensity of a fighter pilots job requirements, Mike related a couple of incidents that occurred on his missions.

After reports of a force of North Vietnamese regulars moving freely in a DMZ, he made a low level bombing pass on them. Too low. The bombs he carried, due to their explosive power, were meant to be dropped from no less than 1,000 feet to avoid damage to the attacking aircraft. Shrapnel ripped holes in the belly of his aircraft causing damage to hydraulic systems. This resulted in a forced landing at an army base in Pleh Ku that had never seen an F4 on the ground. In other words, he had shot himself down. Then, to add insult to injury, apparently he must have honked off the enemy to the point where they launched a mortar attack that night in revenge. At least Mike felt like he was to blame for the assault. However, as a result of his success on the mission and saving his aircraft under somewhat hairy circumstances he was awarded The Distinguished Flying Cross.

On another sortie, while returning to base, he observed another aircraft approaching from a distance. Finally close enough to identify, a Mig21, a capable Russian fighter used by the North Vietnamese flashed by. Mike rolled into position for pursuit and engagement, but the Mig pilot must have decided not to engage the wild eyed, drooling pilot aiming an F4 at him. Capable of matching the F4's speed for short bursts, the Mig made good his getaway and robbed Mike of hanging another scalp on his lodge pole.

From Viet Nam he transferred to Bitburg Germany and the 22nd Tactical Fighter Wing. He

then transitioned into the A10 Thunderbolt, a formidable ground support and tank busting aircraft nicknamed the Warthog which after the F4 seemed a little tame to him. Finally mustering out as a Lt. Colonel, he married Brenda, a nurse practitioner, and flew commercial aircraft for a number of years.

Now settled in Florida he and Brenda enjoy a quiet life even though Brenda still works at her profession. Mike, a quiet and unassuming man talks about his former profession only if prompted, unlike me who brags endlessly about the big fish I've almost caught. It's comforting to know that there are guys like him out there who are willing to strap themselves into those screaming blowtorches covered with high explosives and work at covering this country's back side. As for me, I think I'll gob some peanut butter on a piece of bread and feed it to the gulls. After all, that was a great source of entertainment with the family dog when we were kids. The things a person will do when they don't have a fishing rod or a shotgun. ■

FARMLAND CONSERVATION CLUB

Events for the month of April

- April 3 outdoor pursuits 6-8:30
- April 4 shotgun 6-8:30 April 9 muzzleloader 6-8:30
- April 10 outdoor pursuits 6-8:30
- April 10 club meeting 7:00
- April 11 shotgun 6-8:30
- April 16 muzzleloader 6-8:30
- April 17 outdoor pursuits 6-8:30
- April 18 shotgun 6-8:30
- April 19 archery 6-8:30
- April 20 Monroe central school afternoon-nature walk
- April 21 varmint - bench rest shoot 9:00 sign up
- April 23 muzzleloader 6-8:30
- April 24 outdoor pursuits 6-8:30
- April 25 shotgun 6-8:30
- April 26 archery 6-8:30
- April 28 Indianapolis Brittany club field trial 8:00
- April 29 Indianapolis Brittany club field trial 8:00
- April 30 muzzleloader 6-8:30

Website: www.FarmlandConservationClub.org

WEEKDAYS 9-6 **SATURDAY 9-12**

(812) 752-5466
800-521-5344
www.candtcycles.net

15% OFF ALL ATV ACCESSORIES IN STOCK
10% OFF SPECIAL ORDERS
We Service All Major Brands of ATV's
From Oil Changes to Complete Rebuilds
Hwy 31 S. in Scottsburg, IN. Just Off I-65
30 Mile. N. of Louisville — 85 Miles S. of INDY.

Matt's Custom Guns

Hours: Monday - Friday 9 am - 5 pm (Other hours by appointment)

Guns - Ammunition - Scopes - Accessories
Custom Target & Hunting Rifles - Specialize in Reloading Supplies
Gunsmithing - Muzzleloading Guns & Supplies

Authorized Dealer for Freedom Arms, Dakota Arms, Nesika, Kimber, HS Precision & Dillon Precision
3762 N CR 450 E, Connersville, IN 47331
Ph: 765-825-3418
Email: mattscustomguns@yahoo.com

AUSTIN WESTSIDE SUNOCO

Fine Food
Eat In or Carry Out
• Coffee • Groceries • Camping Supplies • Snacks • Drinks • Ice

Official Fuel of NASCAR
Gas, Diesel & E85

118 S. Dowling Street, Austin, IN 47102
Phone: 812-794-2391
OPEN 24 HOURS

**IF YOU LIKE READING THE GAD-A-BOUT
PLEASE PATRONIZE THE ADVERTISERS
THEY ARE THE ONES WHO MAKE IT POSSIBLE
FOR IT TO BE PUBLISHED!!**

Like a good neighbor,
State Farm
is there.®

CARL SHARP
27 W. Union St. Liberty, IN
458-5574 or
800-974-5574
www.carlsharp.com




Marion's Greenhouse
4 miles North of 256 on Hwy 3, Deputy, Indiana
812-866-2856


**Vegetable plants-tomatos,cabbage,
peppers,broccoli, lots more!
Berry plants-onion sets-onion slips-
seed potato - bulk garden seed**

**Lots of annuals-perennials-hanging
baskets and special container gardens!
Herbs-shrubs**


**Many new garden items!-Come See!
Monday-Saturday 8:00-6:00
Sundays 12:00-4:00**

**All of your gardening needs!!
Come out and visit--it's worth the drive!!!**

Nurpu



River & Mountain
Supply
paddle - climb - trek



NATIVE WATERCRAFT

16907 Mystic Rd - Noblesville, IN 46060
(317) 773-1560
4 Miles East of Noblesville On Hwy 38

Talking Leaves



by Golden Eagle

Thunder Bird

My Brother Friend Thunder sent me the attached by E-Mail I enjoyed it so much that I asked his permission to use it in my column.

I hope you enjoy it as much as I did.

THUNDER BIRD SONG: (ctrl-click to open hyperlink) <http://tinyurl.com/6z9zteg>

One day, when I was a very young boy, the sun was setting, the sky became dark and the wind began to blow. The massive thunderhead clouds rolled across the plains towards me. The lightning filled the sky and the distant thunder echoed over the prairie, shaking the ground as it approached.

I could smell the rain in the air and looked up at what had become a pitch black sky lit only by the flashes of lightning. I thought I saw a huge bird, but the wind blew the leaves and dust into my eyes as I was straining to see him. A flash of lightning revealed him to me flying high into the dark sky lightning emanating around his head. The enormous bird soared rising even higher riding the updrafts and whirl winds of the advancing storm.

The sound of thunder was deafening and the wind was whipping the branches furiously. The flag stood straight out and the propeller on the windmill was spinning so fast that it looked like the windmill was going to take right off. The great bird seemed to be totally at home in the midst of

H.M.S. ENTERPRISES

PRESENTS STORIES BY
GOLDEN EAGLE

Here is a unique tape which includes favorites such as Grandmother Turtles Stories, the Boy Who Was Afraid of Animals, Burnt Face and many others.

Special Gad-a-bout price of only \$10.00 plus postage and handling fee of \$3.00. Call (513) 827-6151 weekdays from 10 a.m. to 4 p.m. to order.

all of this, flying steady as a rock. He then came closer and I could truly see his majestic size. He was larger than a Condor as large as pictures of prehistoric Pterodactyls I had seen in books and his beautiful iridescent feathers looked almost as though they were on fire.

The magnificent bird was graceful; he also displayed power and speed.

As he dove downward piercing the edge of the clouds, it appeared as though lightning was coming from his eyes. I stood frozen in awe of his ethereal beauty. The ear-shattering thunder cracked and lightning flashed as he fell from the sky. He swooped out of the clouds and plucked a calf from the field with his talons. He then flew back to the clouds on the horizon and was gone from sight in seconds -- gone forever.

Although I searched the sky the rest of my childhood, hoping to catch another glimpse of him, I never saw the Bird of Thunder again. To this very day, every time I hear the crack of thunder, I look skyward. My heart remembers the child who saw the bird of myth, the ancient bird of legend: the Thunderbird.

Spirit of Thunder (The boy who saw the Thunderbird)

Many have asked where the name "Spirit of Thunder" came from now you know the story.

HANK STOCK/GOLDEN EAGLE

The Order of Red Men



by Malcolm Greene

The Improved Order of Red Men

Greetings My Brothers!

Our Miami Tribe now has 38 members and is growing! The fraternal brotherhood works with our

sisters (the Pocahontas). We are part of a state as well as a national brotherhood.

We work together for **FREEDOM**. We endeavor to preserve and uphold the American Way of Life and its guarantee of Liberty. Freedom is the proud boast of every American, and is the hope and aim of the oppressed of every land. We dedicate our lives to maintain Freedom for an eternity.

We work together in the name of **FRIENDSHIP**. It is the binding link and the unswerving loyalty of one to another, which makes sweet and lasting the relations that one member has for another.

We work together for **CHARITY**. Our partnership with the National Alzheimer's Association is an outstanding example of the membership giving with an open hand and a willing heart. Charity is Love and is giving assistance to the weak or unfortunate and is and is measured not by wealth, but by moral worth.

Look for us on the internet at www.REDMEN.org and/or call Malcolm Greene at 765-259-1958.

Why Cook Tonight, When We'll Deliver It right?



Lunch
&
Dinner

of Liberty

11:00 A.M. - 10:00 P.M. SUNDAY Thru THURSDAY
11:00 A.M. - 12:00 A.M. FRIDAY & SATURDAY

201 North Main Street - Liberty, IN 47353

DINE IN CARRY OUT DELIVERY (765) 458-5775

LOG HOME CENTER

Local distributor of



Located 4 miles East of Noblesville on Rt. 38
773-3268 or Toll Free 1-800-773-6223

Fishing Lake Michigan



by Capt. Mike Schoonveld

Cooking For Comparison

Many of the people I take fishing on the Great Lakes are unfamiliar with the salmon or trout filets they take home to cook. The question is often asked, "What's the best way to cook these?"

There's enough difference between the look of the orange/pink salmon meat and the translucent white muscle of most fish, they assume similar cooking techniques can't be used.

Most of the people who have the opportunity to catch lots of salmon and trout have answered that question for themselves. They know there are lots of ways to cook and enjoy the fish they bring home; and if they are like me, they've experimented and perfected several recipes to add variety to the salmon and trout dinners which appear regularly on their tables.

I love smoked salmon and you can bet there's a few packages in my refrigerator or freezer most of the time. I enjoy eating salmon (or brown trout or steelhead) made into salmon patties or salmon meatballs. There's salmon and pasta, fried salmon, baked salmon and I could go on and on

like Benjamin Buford Blue, a.k.a. Bubba, in the movie, Forest Gump, when he was describing all the ways to cook shrimp.

Still, when I'm asked the question, "What's the best way to cook these?" I always answer the question with another question.

My question is: "How do you usually cook the fish you catch?"

Most of the people catch panfish, walleyes, catfish or other species in their other fishing pursuits and the answer I get from my question most often is either pan fry, or deep fry. It really doesn't matter how they usually cook the other fish they catch and bring home. It doesn't even matter if they only cook store-bought fish at home or if they never eat fish at home but often enjoy it at restaurants. The important thing is to learn their personal preference and experience with cooking fish.

More than once I've had people tell me they've tried Great Lakes salmon or trout in the past and they really didn't care for it. That used to surprise me since I think our salmon and trout are among the best flavored fish available anywhere, ranking with walleye, mahi mahi or fresh bluegills and I also think it's much better tasting than many other popular species of fish.

Under closer cross-examination, I learned to ask how the "sample" they tasted and found distasteful was cooked. The answer is runs the gamut from grilled to baked to who-knows-what-kind of sauce slathered on the filet. Regardless of what cooking technique was used-say it was grilled-I'll ask a follow-up questions: "Do you like grilled fish? Do you grill fish very often?"

Commonly, the answer is no. They have had little experience grilling fish, meaning they probably burned it to a crisp, and they may never have eaten expertly prepared fish from a grill. The answer to the next obvious "why" question is, "Someone told me the best way to cook salmon is to put it on a grill."

Here's what I then tell them. "Take the fish home and fix it exactly as you would fix the crappies, walleye or whatever other sort of fish you normally catch and enjoy. If you normally dip it in an egg-wash, roll it in corn meal and then deep fry it, do it exactly the same way. If you use a prepared breading and pan fry it, cook it that way. If you boil it and make

CONTINUED ON PAGE 28



A day on the Great Lakes will provide fish for several meals. What's the best way to cook it? (Photo by Capt. Mike Schoonveld)

Mendenhall True Value
 Help Is Just Around The Corner.
POTATOES & ONION SETS, BULK VEGETABLE SEED
 125 S. W. 5th Street
 Richmond, IN 47374
 765-962-4842

GOT WORMS

FISHING HUNTING LICENSE

Cap N Hook Sports
 "Your Geist Lake Connection"
 • Fishing • Hunting • Live Bait
 • Ammunition • Tasers • Muzzleloaders
 "Introducing Archery!"
 Tim Wolfe Wildlife
 "Deer & Turkey Check Station"
 OPEN YEAR ROUND
 6383 West Broadway
 McCordsville, IN 46055
 (317) 336-HOOK (4665)

Perch Smallmouth
GUIDED CHARTERS ON LAKE ERIE
WALLEYE
 April Through October
 Fishing the Western and Central Basins of Lake Erie-Ohio and Canadian Waters
 Three Fully Equipped Boats
 Two 32 ft. Blue Hills - 28 ft Bertram
 LICENSED GUIDES
 SPIN CAST - DRIFT FISH
Boytim Charter Service
 Ned Boytim
 502 E. Main St., Marblehead, OH 43440
 (419) 798-5445
 Toll Free 1-877-798-5445
 "Over 50 Years Experience"
www.walleye.com/boytim.htm


CAPTAIN MIKE SCHOONVELD
AFFORDABLE LAKE MICHIGAN SALMON FISHING IN INDIANA
 FOR 1 TO 4 PEOPLE
 Tackle Furnished, Fish Cleaned
www.brother-nature.com

Brother Nature Charters
 1-877-SALMON-5

Steve's MARINE
 BROOKVILLE LAKE
 1156 W. DUNLAPSVILLE RD. LIBERTY, IN 765-458-7527

BENNINGTON LUND
 The Ultimate Fishing Experience
South Bay

Indiana Slab Masters



by Ron Bilbrey

Indiana Slab Masters

A fun, competitive tournament series in a club environment

Crappie tournaments across the US are a fast growing sport from the Deep South throughout the Midwest. There are two major sanctioning bodies: Crappie USA and Crappie Masters. These tournament trails require a lot of traveling to be competitive, thus the reason for the Indiana Slab Masters Club and tournament trail.

My name is Ron Bilbrey and I have been an avid outdoorsman since I was a kid. I've been married to my wife Michelle for twenty six years. Together we have a daughter, son in-law, two sons, and most recently a granddaughter. My Dad and Grandpa were the ones who started me hunting and fishing. I really can't remember the first time, but I couldn't have been more than four or five years old. I grew up spending most of my summers camping at Shakamak State Park with my Grandparents. I guess that is where I first started crappie fishing. Every fall we would have our annual weekend of crappie fishing, we fished from daylight till dark. It was so much fun watching my grandpa with his three rods in the water

catching crappie, sometimes two at a time. I can still remember his laugh and see him jerking the rod as his bobber disappeared, sometimes he jerked it so hard the hook came out or he would be setting the hook on one and another rod would slide off the pier into the water, losing another rod and reel to the black crappie of Lake Shakamak. You didn't want to be in ear shot of him on those rare occasions. My grandpa passed away when I was eighteen. The loss of my long time fishing partner devastated me and for years, I really lost all interest in fishing, it just wasn't the same. I still quail hunted with my dad and focused more on training my English Setters, which filled the void for a while. I started my own family at twenty-one. When my boys were at the age that they started talking about fishing and hunting, I realized it was up to me to teach them what my dad and grandpa had taught me.

In the fall of 2009, before my youngest son started his career and began working all the time, he mentioned a local crappie tournament that he'd heard about that was going to be on our home lake, Salamonie. We decided to give it a try and ended up winning big fish. We got to fish a few other tournaments together, including the 2010 Crappie USA Tournament on Mississinewa and Salamonie, where we finished eighth and qualified for the 2010 Crappie USA Classic on Pickwick and Wilson in Florence Alabama. The Alabama tournament is where, while standing on a boat ramp in 25 mph winds, I met Tom Hankins and Glen Gill and a few other Indiana Tournament fishermen. After returning home from the tournament I received a call from Tom about starting a tournament club here in



Don Mandell (left) and Ron Bilbrey with 14.5 inch and 15 inch crappie, 2nd place finish in Bozarth Tournament at Salamonie. (Photo by Michelle Bilbrey)

Indiana. He had met Jim and Bob Raymer at the classic and Jim contacted him on the drive back with the proposal of starting a crappie club here in Indiana. Within two months the Indiana Slab Masters series was started. My son was no longer able to fish most weekends so I proposed a partnership with my good friend and Cousin Don Mandrell who had been fishing local bass tournaments. After the first trip spider rigging it was like we were still kids and never stopped fishing together. As kids we fished every creek, pond or mud hole within walking distance. We won the first tournament we entered and have been close to a good finish a couple times in the Slab Masters series since then.

With the first season under our belt, the Indiana Slab Masters now have over seventy five members who fish ten tournaments, plus a two-day classic each year with a typical field of twenty-five to thirty-five boats per field. Maybe I am a little biased by being on the advisory board, but I would say that Jim, Tom, along with the other officers have made this club a great success and did exactly what they set out to do, give Indiana fisherman a fun competitive tournament series in a club environment.

CONTINUED ON PAGE 28

BURRIS SINCE 1980
ELECTRIC & PLUMBING SUPPLY, INC.
 COMPLETE LINE OF ELECTRIC & PLUMBING
 CUTLER-HAMMER • G.E. SW GEAR
 HYDROMATIC • BROAN
 TOLL FREE 1-800-998-3576

AUSTIN
 812-794-2257
 199 N. FRONTAGE RD.
 1-888-845-2388

MADISON
 812-273-2976
 2976 SHUN PIKE RD.
 1-877-322-7401

SEYMOUR
 812-522-7401
 110 N. O'BRIEN ST.



Jim Raymer President of Indiana Slabmasters at Monroe Lake. (Photo by Bob Raymer)



Tom Hankins Vice President of Indiana Slabmasers at Geist Reservoir. (Photo by Glenn Gill)

BARTON'S BAY BOAT STORAGE & SERVICE

10055 SR 101, Brookville, IN 47012 Phone/Fax 765-647-5647
 E-mail: bartonsbay@bartonsbay.com / Website: www.bartonsbay.com

INDOOR & OUTDOOR STORAGE
OPEN FOR THE SEASON
 Reserve your indoor storage NOW
30' X 12' COVERED STORAGE \$75.00 MONTH

BUILT FOR THE LIFELONG PURSUIT OF FUN.
 MERCURY EFI FOURSTROKES
 Power by **MERCURY**
 1 On The Water

RIPLEY COUNTY-1013 E CO RD 800 S-24.5 AC, 3.5 AC LAKE, 24X30 POLE BARN, MASSEY TRACTOR W/BUSHHOG & CAMPER \$169,900
SWITZERLAND COUNTY-111 DETOUR RD-112 AC, HUNTER'S CABIN, OLD BARN & CREEK FRONTAGE \$195,000
8957 BALL DIAMOND RD MADISON- 28.61 AC, STOCKED LAKE, 30X40 POLE BARN, 3BR, 2BA MFG HOME \$124,900
7473 MARKLAND PK VEVA- 16.4 AC \$41,000
OHIO COUNTY-6777 HARTFORD PK-192 AC 155 WOODED, 30 TILLABLE, LAUGHERY CREEK FRONTAGE. CALL FOR PRICE
FAYETTE COUNTY-CO RD 710 W- 80 AC, HUNTER'S CABIN, CREEK, 14.6 TILL/65.4 WOODS \$224,000

www.woolumrealestate.com

Steve Woolum, Broker
 John Boyken, Agent
 812.689.3333
 Versailles, IN 47042

Southeastern Indiana
 Hunting Properties

Outdoors



With Rich Creason

Learning Outdoor Skills LADIES ONLY!

It's that time of year again. Time to sign up to become an "Outdoors Woman". The 18th annual Becoming an Outdoors-Woman will be May 4-6 at Ross Camp in West Lafayette. This popular workshop is open to women 18 and older but is limited to 100 participants so you need to act quickly. Registration opened on March 1st at IndianaBOW.com and costs \$185.

Ladies, if you have ever wanted to learn about fishing, hunting, camping, canoeing, outdoor cooking, tree ID, or a wide variety of other outdoor activities, here is your chance. This three day training camp for women only is designed to teach you skills in a safe, non-competitive environment. "The workshop is for women who have never tried these activities, but have hoped for an opportunity to learn; who have tried them but are beginners hoping to improve; or who know how to do some of the activities, but would like to try new ones." These hands-on classes are designed to not only teach, but to promote confidence in a variety of areas.

The hardest part about this course is picking just four activities from the 27 offered. If you are interested in guns and hunting, you may want to pick the Firearms Safety class. This training is a prerequisite for taking the Basic Shotgun, Basic Riflery/Handgun, Advanced Shotgun, or Muzzleloading choices. (Completing a Hunter Education class would also fill this requirement.) After finishing a shooting class, you might take the Gun Care and Cleaning session to learn how to clean, protect, and store your weapons.

In a related area, the Workshop offers a Basic Archery selection. This class teaches you how to select bows, arrows and other archery equipment and, of course, how to use these items. This archery class has an emphasis on bowhunting. The Firearms Safety or Hunter Education certificate is also required to take this course.

Once you learn how to shoot any of the above weapons, you might pick the Intro to Small Game Hunting class to learn the techniques of pursuing small game such as rabbit and squirrel. Or set your sights a little higher and take the offering on Intro to Turkey Hunting. Here you will learn about this popular bird which is plentiful in Indiana. You will be taught the basics of turkey behavior, regulations, proper equipment, where to hunt, how to take care of your bird once you bag him, and much more. Perhaps when you complete the hunting session, you might pick the Fish & Game Cleaning course or the Outdoor Cooking class so you can successfully pre-



You can choose the basic fishing class or the more advanced fly fishing session, but either way, you are going to learn how to outwit some wary fish. Photo by BOW.

pare your game for the table.

Maybe you would rather learn some fishing skills. Sign up for the Basic Fishing class. You will learn how to care for and use fishing equipment, knot tying, casting skills, and where to fish. You will actually go fishing in this course using different types of equipment and gear.

For a slightly more advanced class, join the Fly Fishing class. If this is one of your selections, you will learn basic fly casting techniques and the basic knots used in fly fishing. As in most of the courses, all equipment will be provided. A good follow up for this training would be the Fly Tying class. Here you will be taught the basic tools, materials, and techniques to tie your own baits. Then, you will actually tie some common warm-water patterns which are popular in the Midwest.

After learning how to get the fish from the lake or stream to your skillet, before getting away from the water, you could take the Basic Canoeing class. You will actually get to learn paddling skills, including basic strokes and safety rules, on a nearby lake. You may get wet during this class, so bring a change of clothes!

If guns and hunting, and water and fishing are not high on your list of interests, don't despair. Over half of the classes are still available to make your four choices. You could consider taking one of my favorites—Tree Identification. Learning Indiana trees is fairly simple if you learn a few basics. This session will teach you how to use a key (probably the same one I have several copies of on my shelves!), the structure and parts of a tree and how they grow.

Once you have learned about these big plants, check out the course on Wild Edibles & Wildflowers. Discover wild plants, identify them, and learn how to prepare some of them for the table. Since you're already in the woods, sign up for the course on Wildlife Habitat and Tracking. This covers the diverse wildlife of Indiana, where to find them and how to read the signs they leave behind. Then, make plaster casts of their tracks and learn how to track them. You can also take the offering on Backyard Wildlife which teaches you about the basic needs of

those critters close to your home and how to help provide what they need to survive.

Still looking for a subject which just jumps out at you? How about Trapping and Fur Craft? This course is taught by one of the most knowledgeable female trappers in Indiana. Learn simple trapping skills, proper care and handling of hides, how to use furs to make a fur hat and other garments, and other crafts connected with the fur trade.

Backpacking is another choice which is offered at the BOW workshop. Learn what to take and what not to take. Selection of proper equipment is covered including tents, sleeping bags, backpacks, camp stoves, camp etiquette and more. Before you start backpacking, perhaps you would like to attend the Orienteering class. Here you will learn proper use of a map and compass to find your way through the wilds and back again.

Another related class is the From Stick to Staff offering. In this option, you will create your own hiking staff from sticks taken from the woods on the property. Learn the uses for a hiking stick and which woods make the best ones.

A new class this year is Trailer Handling. If you would like to learn this important skill without your husband yelling at you how he thinks you should be doing it, sign up for this session. Learn to tow a boat,

dry dock MARINA
at Prairie Creek

SALES
SERVICE
RENTALS

Just 15 minutes outside Muncie, IN @
6700 S CR 560 EAST, SELMA, IN
765-286-4976

OUR MOTTO
**YOU WANT IT - WE CAN GET IT
YOU BREAK IT - WE CAN FIX IT**
Most all Makes & Models

25yrs of Technical Service we R
Equipped enough for the BIG needs
Stay small enough for YOUR needs

Godfrey PONTON BOATS
POLARcraft FISHING BOATS
EZ-LOADER BOAT TRAILERS

COUNTRY MART
766 W. MAIN ST.

SATURDAY APRIL 14th
ANNUAL OPEN HOUSE
9:00 TO 1:00

VALUABLE INFORMATION

DOOR PRIZES

GUEST SPEAKERS INCLUDE

PRINCE CORPORATION ON DOG NUTRITION
JEFF COX GIVING INFORMATION ON VETERICYN
JIM FREY ON ADM SHOW FEEDS

ENTER TO WIN 150# OF SPORTMIX DOG FOOD.

FREE KNIFE SHARPENING!
FREE HOTDOG, CHIPS & DRINK!
STOREWIDE SPECIALS!
DOOR PRIZES!

LOCATED AT 766 W. MAIN ST. GREENSBURG
(812) 663-6411



Several shooting options are available at the Becoming an Outdoors Woman (BOW) workshop. Pick from a shotgun, handgun, riflery, or muzzleloading. Photo by BOW.



Whether needing a fire to stay warm, or to cook a fish, you first need to learn how to start the fire like these ladies are doing. Photo by BOW

or camper, or any type of trailer safely. Proper maintenance, the art of backing a trailer and more will be learned in this hands on training behind the wheel. A valid driver's license is required.

Survival 101, Personal Safety, Intro to Wood

Carving, and Outdoor Photography round out the list of options for your four picks.

Go to the website at IndianaBOW.com for more information on registering. You can call Danielle Floyd, the BOW coordinator at 317-232-4194 or e-

mail DFloyd@dnr.IN.gov. Remember, class size is limited and spaces fill quickly. If you need assistance with payment, some partial scholarships are available, so check on that when you register.

The author may be reached at creasons@aol.com.

News From The Indiana State Police

CONTINUED FROM PAGE 6

detectors and have huge lift bags that will lift a car off the bottom of a lake.

Recovering evidence and preserving it properly underwater is only part of the process, as divers also have to provide expert testimony at trial. They are truly a rare and brave set of men and women who can be in the water three minutes after arrival, and are often the unsung hero of investigations. Oh, in case you're wondering, what does Bob say is the number one question he always gets asked when he comes out of the water? "Did you see any big fish down there?"

INDIANA STATE POLICE REMIND PUBLIC ABOUT THE DANGERS OF METH LAB TRASH

With warm weather quickly approaching people are outside turkey and mushroom hunting, walking, jogging and bike riding in rural areas. The potential exists that some people may come across trash left behind by those who have manufactured methamphetamine (meth).

The Indiana State Police Meth Suppression Section wants to remind citizens that this trash may contain chemicals that are toxic, flammable, corrosive, and acidic. The combination of these chemicals could cause an explosion, fire or burns if they come into direct contact with the skin. The chemical fumes can cause permanent damage to organs and

the nervous system. Below are some things to keep mind when in the outdoors.

Meth cooks are using a variety of containers to manufacture their product. Popular containers are plastic drink bottles, the one and a half gallon gas can, and Coleman Camp Fuel Cans. The bottles are used in a "one pot" meth lab and will have toxic and explosive chemicals. The cans appear to be new and have been found along the roadside by unknowing people who believe that they have found a new can of gas or fuel and end up with a working meth lab.

Other items to be aware of include battery casings, Ziploc style bags, empty blister packs, and containers (pop-bottles, jars, etc.) that contain a granular material. They may or may not have a tube extending out of the top depending on whether it is

CONTINUED ON PAGE 27



**Big Daddy's
Guns & More**

- * Gun Smithing
- * Tactical Gear
- * Knives

765 **530-8060**

* Buy * Sell * Trade - (almost anything)

Hagerstown, IN * Hwy 1 S/of 38

bigdaddysgunsandmore.com



BIG DADDY'S
NOW OPEN AT OUR NEW LOCATION
IN HAGERSTOWN, NW CORNER SR 1
& PAUL R FOULKE PARKWAY JUST S
OF SR 1 & SR 38 JCT. TURN W AT
HAGERSTOWN INDUSTRIAL PARK
SIGN, 1ST BUILDING ON RIGHT.

HOURS:

MONDAY, TUESDAY, WEDNESDAY & FRIDAY 9 AM - 6 PM
THURSDAY 9 AM - 9 PM; SATURDAY 10 AM - 4 PM;
CLOSED SUNDAY

Top Photo: Big Daddy's Guns & More now open at their new location, see details at left. Bottom Photo: These gentlemen have all been with Brent (Big Daddy) since he opened (both locations) from left to right: Mike Cain, J.C. Smith, Brad Smith and Brad Weesner. The reason you might not see Brent at his store is due to his teaching EMT's, Para-Medic's, Homeland Security and related topics nationwide.

News & Views From a Vet



by Mark Stover
Vietnam Veteran

Memorial Day A Day for Remembering

Very soon we will be standing at the cemetery paying a solemn tribute to our fallen heroes. The month of May brings the Memorial Day celebration. This special day was once known as Decoration Day. Decoration Day started after the Civil War and was officially changed to Memorial Day in 1971.

Remember to set aside an hour on this day to attend one of the programs that the VFW and American Legion hold for these brave men and women in your community. They gave so much so we can live free. Each and every one of us must thank God for those who served and gave of their lives. They need to be remembered always and forever!

We all know China is getting rich from our buying products made in their Country. Now I have found our Military is being downsized. Without a strong Armed Force the United States of America is vulnerable.

One of the best ways to keep peace is to be prepared for war. This is a quote from General George Washington.

In this issue I want to share with the readers some interesting and little known facts about the Vietnam War and the Vietnam Wall.



An aerial photograph taken by the United States Geological Survey, satellite image of the Vietnam Veterans Wall, taken April 26, 2002. The dots visible along the length of the angled wall are visitors. (Public Domain Photo by USGS)

There are 58,267 names listed on the wall, including those added in 2010.

The names are arranged in the order in which they were taken from us by date and within each date the names are alphabetized. It is hard to believe it has been 36 years since the last casualties.

Beginning at the apex on panel 1E and going to the end of the East wall, appearing to recede into the earth (numbered 70E-May 25, 1968), then resuming at the end of the West wall, as the wall emerges from the earth (numbered 70W-continuing May 25, 1968) and ending with a date in 1975. Thus the war's beginning and end meet. The war is complete, coming full circle, yet broken by the earth that bounds the angle's open side and contained within the earth itself.

The first known casualty was Richard B. Fitzgibbon, of North Weymouth, Mass. Listed by the U. S. Department of Defense as having been killed on June 8, 1956. His name is listed on the wall with that of his son, Marine Corps Lance Cpl. Richard B. Fitzgibbon III, who was killed on Sept, 7, 1965.

There are three sets of fathers and sons on the wall.

39,996 on the wall were just 32 or younger.
8,283 were just 19 years old.

The largest age group, 33,103 were 18 years old.

12 soldiers on the wall were 17 years old.

5 soldiers on the wall were 16 years old.
One soldier, PFC Dan Bullock was 15 years old.

997 soldiers were killed on their first day in Vietnam.

1,448 soldiers were killed on their last day in Vietnam.

31 sets of brothers are on the wall.


Thirty one sets of parents lost two of their sons.

8 women are on the wall. They were nursing the wounded.

Something to think about, Most of the surviving parents from this war are now deceased.

When we forget our history we are doomed to relive it.

God bless our great County and I am proud to be an American!



An aerial photograph taken by United States Geological Survey satellite image of the Constitution Gardens, taken April 22, 2002. 1. Lincoln Memorial, 2. Vietnam Wall Memorial, 3. World War II Memorial, than under construction. (Public Domain Photo by USGS, cropped and labelled by Postdlf)

MIKE CLEVINGER 765-642-GUNS
Owner 642-4867

CRACKSHOT GUNS

BUY • SELL • TRADE
GUNSMITHING

715 East 53rd Street
Anderson, IN

J's Dairy Inn
A Family Owned Restaurant
In Liberty, IN 765-458-5812

A Family Destination of Boaters, Campers and Hikers Since 1957. Stop in and see us, it wouldn't be the same without you.

**Chicken, Sandwiches, Wings,
Shakes & Soft Serve Desserts**
(See our complete menu at www.jsdairyinn.com)
Hwy 44, One Block West of Traffic Light

Open Everyday 11 a.m. to 10 p.m.-Summer. 11 to 9 - Winter

War souvenirs
See Miles or Sharrie
612 North A Street, Richmond, IN 47374
Bus. (765) 966-0417
1-800-686-2769
hhq313arty@frontier.com

GLOVES-WOOL-BLANKETS-PINS-PATCHES-BOOKS-BELTS-KNIVES-INCENSE-AND LOTS MORE

DUTCH DISCOUNT GROCERIES
Located in Center Square • 10390 N. St. Rd. 56 • Vevay, IN 47043
(812) 427-2594 • Mon - Fri 8 am - 6 pm • Sat 8 am - 4 pm

Complete Line of Discounted Groceries • Cleaning Supplies
Fresh Meats & Cheeses • Frozen Food • Bread & Milk
Amish Made Crafts • Wooden Toys • Quilts & Hickory Rockers

Plan your Indiana adventures at

www.INDIANAOUTFITTERS.com

INDIANA'S ONLINE OUTDOOR RECREATION GUIDE

Link up to us at www.INDIANAOUTFITTERS.com

Find all the info you need
with this **FREE**
Indiana Trip Planning Website!



Where do you want to go
this weekend?

visit

www.INDIANAOUTFITTERS.com



FREE! Indiana Cabin Rentals Guide

www.IndianaCabinRentals.com



Now finding cabin rentals is easy.

Use a clickable map of the state to find a rental cabin!



Looking for lodging with a hot tub?

Want a place by the water?

Find traditional log cabins, historic cabins, floating cabins, camping cabins, and unique rental homes throughout Indiana.



Why settle for a stuffy hotel room when there are options like this?

Rent your own private cabin!



Want a secluded cabin with peace & quiet?

Want a cabin near the heart of the action?



Need a pet-friendly cabin?

Want a basic camping cabin without all the frills?

www.IndianaCabinRentals.com

Find specials, pictures & links to cabin rentals around Indiana



Interpretive Naturalist, Laura Whiteleather, introducing a box turtle to young girl attending a day camp at the Upper Wabash Interpretive Center located on Salamonie Reservoir near Wabash, Indiana. Attending the day camp are adults and youth who signed up for the days activities. (Upper Wabash Interpretive Center Photo)

Promoting the Sport of Fishing

By Laura Whiteleather

**Interpretive Naturalist at Upper Wabash Interpretive Center
Salamonie Reservoir, Indiana**

The state of Indiana is offering you the opportunity to introduce someone to the sport of fishing. **June 2nd and 3rd** is this year's **Free Fishing weekend** in the State of Indiana. On this weekend any Indiana resident can fish at a public pond, river or lake without purchasing a fishing license.

At Upper Wabash Interpretive Services (UWIS) we celebrate Indiana Free Fishing weekend by offering four free kids fishing derbies on **Saturday, June 2**. The derbies are offered from 8:30 to 10:30 a.m. at Mississinewa, Salamonie and Roush Reservoirs as well as Ouabache State Park. The free derbies are for kids aged 2-14 who are accompanied by an adult.

First, second, and third prizes are awarded for the longest fish caught at each property and in each of 3 age categories: 2-5 years old, 6-10 years old and 11-14 years old. One grand prize is also awarded for the longest fish caught overall at each property. No child leaves the derby empty handed. Each child wins a small bag of assorted goodies.

Derby planning begins in January with a letter sent to potential sponsors. All prizes and "goody bag" items are donated. Prizes range from complete fishing rods to restaurant coupons. We always encourage our derby families to thank the generous businesses for their support of this program.

The derby morning begins with excited kids and sleepy adults lining up to get the kids a number at 8:30 a.m. Kids pick out their choice of bait, bee moths, crawlers or wigglers, provided by our sponsors. Family's head out around the lake or pond to find the perfect spot and wait to hear the vehicle horn that signifies it is time to cast their bait into the water. What a sight it is to watch tiny toddlers eyeing their bobbers for movement as parents or grandparents stand ready to assist them pull in their catch. Fish are then measured by DNR staff, recorded and released.

Please take advantage of this Free Fishing weekend to hook an adult or child on the sport of fishing. Thanks to our derby sponsors, including Bozarth Country Store, we have been able to show hundreds of kids the fun of fishing. To register a child or help sponsor one of our derbies, please call us at **260 468-2127** or lfager@dnr.IN.gov.

Hoosier Homestead at Salamonie Lake, May 5-6

The Hoosier Homestead Gathering, **May 5 and 6**, at **Salamonie Lake**, offers guests the opportunity to learn how to simplify their lives.

Guests can meet people who have already simplified by doing things such as using solar energy and raising bees. Going to the Hoosier Homestead Gathering will help visitors make the connections needed to show them how to make desired changes.

On May 5 the event runs from 10 a.m. to 5 p.m. May 6 hours are from 10 a.m. to 4 p.m.

The program fee is \$3; children age 3 and younger are free. The park entrance fee is \$5 per car for Indiana residents and \$7 per car for out-of-state residents.

Hoosier Homestead Gathering also seeks people who are interested in setting up a booth representing a simplified lifestyle or a homespun business.



**McDonald's
Bait and Tackle**

Live & Artificial Bait
Fishing & Hunting License
Open 7 Days 6:00 a.m.

"Deer and Turkey Check Station"
Home Processing Supplies
Excellent Sausage & Jerky Seasonings,
Casings, etc. — *"Check us out!"*

**15 W. Grant Street
Knightstown, IN 46148
765-345-2074**



PIONEER VILLAGE
Gateway to Hardy Lake

- LIVE BAIT • TACKLE
- FIREWOOD • GAS
- BIO-DIESEL
- FISHING LICENSE
- HOT FOOD • DELI
- ICE • POP • CHIPS

3614 E. Hwy. 256
Scottsburg, IN 47170
PH: 812-794-2769
www.pioneersvillage.com
E-mail: whittymore@pioneersvillage.com

WE BUY GOLD

Paying Top \$ For Scrap Gold & Silver

Do you have any broken jewelry or old jewelry you just don't wear anymore?
We'll Turn It Into Cash Today!

Immediate Cash
Loans on Secured
Merchandise

Jensen's Pawn Shop
702 S. State, Greenfield, IN
7 Blocks South of the Courthouse
462-4721

Buying & Selling
Gold & Diamonds, Tools
Electronics & More

Bozarth Country Store

On The SALAMONIE RESERVOIR

Fishing Tackle Hunting Equip Camping Supplies Boating Equip Save BIG	 <p>BOZARTH CAMPGROUND COUNTRY STORE</p>	LARGEST Selection of Cast Iron BOZARTH 2012 CRAPPIE TOURNEYS Sat May 12, Sat. June 23, Sat. September 15 & Sat. October 6 Info Call Ryan 765-981-4522
---	---	---

SEASONAL CAMPSITES AVAILABLE

Seasonal Rates - Full Hookups
"SIGN UP NOW FOR 2012"

1 mile east & 1 mile north of Lincolnville



We Have A Large Breakfast & Sandwich Menu

Campstore / Grocery Fishing Tackle, Live Bait & License Camping & Hunting Supplies Cold & Hot Drinks Ice - Pizza - Sausage - Hot Dogs Snacks & Sandwiches	 <p style="text-align: right;">Hunting Check In Station</p> Banquet Room w/Kitchenette Arcade Game Room Showers (All Year) Boat Storage (Inside) LP Gas Refill Station
--	--

765-981-4522
7309 East 400 South
Wabash County
Lagro, IN 46941

**We Proudly Carry
Bass Pro Products**
Save on Shipping



Open All Year - 6:00 A.M to Dusk

Outdoors Tales



by Phil Junker

Whitey Outlaw

Equipment has changed, not the fish

With a name like Whitey Outlaw, he might be suited to be a country-western star, or maybe a World Wrestling fighter, but those who know the name, know he is one of the top crappie fishing pros in the country.

Whitey has been fishing crappie tournaments since he was 15, when he won his first tournament on his home lake, Santee Cooper in South Carolina.

He has fished every CrappieMasters major tourney since, and he and his partner, Mike Parrott won the organization's Classic three years ago. And, he has fished several tournaments on Indiana lakes.

At the recent CrappieMasters Florida Championship on the Harris Chain of Lakes, fished from Taveres, I had the opportunity to fish with Whitey in a media event on Thursday before competition began the next day. I've been fortunate to fish with a number of tourney anglers and appreciate the opportunity. Most of the anglers are great people and I always learn from them.

Fishing with Whitey didn't produce many large fish. A cold front had slowed fishing. I would have thought it was just the Phil Junker jinx, but most other anglers also found fishing tough.

However, I was able to pickup a number of pointers from Whitey:

-- "I 'push' everything (meaning he uses poles in front of the boat while trolling)," said Whitey. "I find I get better quality fish out front of the boat, rather than trolling long lines out the back."

-- He also is a believer in live bait. He usually uses tandem hooks. On top is a hook only and on the bottom is a jig. He places minnows on both. "Using live bait helps take the color factor out of it. The fish will bite the minnow."

-- He enjoys hunting and finding the fish as much as he likes catching them. He also is a avid hunter from deer to birds. When he is "hunting" fish he uses poles set a multiple depths until he has success at a certain depth and then he sets the other poles to the depth where he is finding the action

-- White crappie tend to stay put. Black crappie use vegetation as structure, while white crappie prefer wood structure...The two things that tend to move the fish are temperature and the moon.

-- Some people have the misconception that crappie only spawn on shore, but in reality they will spawn in eight-to-10 feet of water.

-- On cold mornings fish tend to not bite, especially down here (Florida) when cold fronts roll through. It is bad for fishing...Fish hit better in the afternoon when the water warms up some.

-- Among Whitey's sponsors is Bn'M poles. He has helped the company design crappie gear. He uses 16-foot poles and reels when he is spider-rig fishing from his boat. Yamaha trucks and Bobby



Pro crappie angler Whitey Outlaw shows how he rolls his tandem crappie rigs on a roll to save time when he needs to re-rig while tournament fishing. (Photo by Phil Junker)

Garland lures are also among his sponsors.

-- In tournament fishing, time is money. He says he can't waste time not fishing while he is re-rigging his line and poles. He keeps two-hook (one hook and one jig) made up and wrapped on a cylinder, so all he has to do to re-rig a pole is tie and new tandem on and bait.

-- There has been a lot of new technology to change fishing. There are new electronics, better poles and line and other equipment. But one thing hasn't changed. That's the fish...Fishing is the same as it was 100 years ago, you still have to find them.

-- Whitey would like to see a minimum 10-inch size limit across the nation. He is confident it would improve the fish quality nationally.

-- Whitey loves to hunt as well as fish. In the off-fishing season he hunts nearly every day except Sunday.

"I hunt six days a week, but not on Sunday. The Good Lord gave me six days a week to hunt, so I don't need to hunt on Sunday."

Having the opportunity to fish with different anglers always is a neat experience, even if I don't catch fish. And frequently, I don't. I spend most of my time with a notebook and camera. That's my excuse, and I'm sticking with it.

###

HOOSIERS PRESENT -- Also at the 2012 Bass Pro Shops Crappiemaster Florida State Championship, I had a time to chat with Phil and Eva Rambo from Bloomington, IN. Phil and Eva were the 2008 Crappiemaster Sportsmen of the Year.

Phil is a former school administrator at Ellettsville and Eva is a retired teacher. The two now team to travel the country fishing major crappie tournaments, representing a number of sponsors, including Quick Fillets, a company specializing fish cleaning equipment.

CONTINUED ON PAGE 28

Rick & Jeff's *We Will Not Be Undersold!*
Floor Coverings, Inc.

For All Your Floor Covering Needs
(812) 754-0888
Now Carrying In Stock

kathy ireland
Shades Of America

STANMASTER HOME GALLERY
beaulieu
Sutton
Philadelphia
DuraStone
Larkett
Shaw
Quest
Bruce
MANNINGTON

Hwy. 56 East • Scottsburg, IN 47170

Dale Hardy Supplies
Just 2 Miles North of US 24 on US 35
Logansport, Indiana
(574) 753-6843

RED WING SHOES

- Houndsmen Dog Boxes • Cajun Lights
- Nite Lites • Hunting & Trapping Supplies
- Diamond Dog Food • Buyer of Wild Root
- Red Wing Shoes • Carhartts
- Horse Supplies & Tack • Custom Leather

Carhartt Monday - Friday 9-6
Saturday 9-5
Closed Sunday

www.dalehardysupplies.com
dalehardy_supplies@hotmail.com

QUAKERTOWN MARINA
On beautiful Brookville Lake, Indiana
"Anchor in Paradise"

We are a full service marina located within the Quakertown State Recreation Area at the north end of Brookville Lake in Union County, Indiana

- Pontoon and Fishing Boat Rentals
- Used Houseboats, Fishing and Pontoon Boats for Sale
- Seasonal and Annual Docks and Seasonal Buoys

CERTIFIED MECHANIC ON DUTY
(765) 458-6490 - www.quakertownmarina.com

JOHN'S GUN & TACKLE

ULTRA DOG FOOD / OWEN'S DOG BOXES
HUNTING LIGHTS / DAN'S HUNTING CLOTHES
GARMIN TRACKING SYS. / DOG LEADS & COLLARS

ARCHERY SUPPLIES / BOWTECH BOWS
INDOOR ARCHERY RANGE / TECHNO HUNTING SYS.

MUCK BOOTS / RELOADING SUPPLIES
LONG GUNS / HAND GUNS / AMMO
FISHING TACKLE, SUPPLIES & LIVE BAIT

Owners: John & Cora Durham
Manager: Enos Amburgey

HOURS: Monday thru Saturday 7 am - 8 pm
Sunday 9 am - 5 pm

200 N. Highway 3 & 7
North Vernon, IN 47265
812-352-7075

Looking Downstream



by Paul McCloud

Morel Mushroom Season

By late March or early April it's Morel mushroom time in the upper Midwest. For many of us a plate full of fried Morel mushrooms (Latin name Morchella) would be preferred over a great steak or fine seafood. The eating is for me, and many others the reward for a fun and successful hunt. Once the humid air of early spring starts to warm enough that temperatures remain in the mid 40's and higher at night the time is right for the Morel sponge mushroom. From the large woods in the state parks to isolated woodlots all over the Midwest one variety or another of the delicious fungus can be found. The prime states for the Morel mushrooms are Michigan, Wisconsin, Indiana, Illinois, Ohio and Pennsylvania.

The nooks and crannies in the oblong head very much resemble a sponge, making it easy to recognize morel mushrooms. In fact, most Midwesterners refer to Morels as sponge mushrooms. There are other edible fungi, but that is fodder for another story. For this article we'll focus on the more common and popular Morels.

Biologists tell us that Morels prefer moist sandy soils with lots of decaying leaves on top to enrich the soil. As to preferred spots, they do like to grow in close proximity to dead Elm trees. Long-standing or abandoned apple orchards, where there has been many years of decaying fruit is also considered a prime area. Something about the decaying roots of certain species of trees support mushrooms much better than others. Personally I've found the four varieties I hunt, in just about every conceivable spot in the woods. Heck, my neighbor found a big group of Yellow Sponge under an old Hickory tree in her back yard in town. If you have access to any woodlot that isn't over-run by others you stand a decent chance of finding some Morels. The problem with state parks and other public wooded areas is you're never sure that you're not hunting in some one else's tracks. The best places are of course the ones you have little competition.

Another thing, serious mushroomers are reluctant at best about sharing their favorite spots. My grand dad on my dad's side was a big time mushroomer and he took the whereabouts of his hot spots to the grave.

There are several things to consider when getting ready to hit the woods. Springtime sees ticks and mosquitoes becoming active. Wear tight knit socks and tuck your pant leg in the socks. A good brand of insect repellent is advisable, spray your socks and lower pant leg as well. You should wear water resistant shoes, the floor of the woods should be damp and could be very wet. Be aware that the Midwest is home to several species of poisonous



Top Left: The Black Sponge of Southern Indiana. Top Right: The Gray Sponge from Ohio's Four Mile Creek area. Bottom Left: The Yellow Sponge Morel, the King of the mushrooms. Bottom Right: The Snake Head Morel from Union County, Indiana. (Authors Photos)

snakes and though rarely seen, they are around. Make sure you pay attention to where you are stepping, snakes will avoid you if possible. Most people that get bitten usually stepped on the snake thus provoking the bite.

Tools of the trade should include a cloth bag or basket to carry your mushrooms, a good walking stick and a knife to cut the mushroom free of its roots. I have an old traders knife I made back in my black powder days I like to use for mushrooms, it's my 'lucky mushroom knife'.

Now about the most common varieties of Morels. The most popular variety is the Yellow Sponge (Morchella Esculenta). The 'Yellows' are the tastiest and naturally the most sought after. They grow to an average height of three inches with many much larger ones are found all the time. It's usually a big Yellow you'll see some one holding in a photo in the newspaper every spring. It looks remarkably like a sponge on a stem that averages about half the length of the head. The flesh is firm yet tender with a distinctive smell. Some old-timers swear they can smell Yellows from fifty feet away.

The Black Sponge (Morchella Umbrina), the earliest Morel to sprout in the spring is a European variety common in the upper Mississippi and Ohio River valleys. It's called the Black sponge obviously for the same reason the Yellow sponge. Its head is quite dark with its sponge like ribs having a bold vertical orientation. If this variety exists in your area you'll know it as it grows to average heights of well over three inches. The Black is one of the most flavorful, having a firm solid body that retains most of its volume when cooked.

CONTINUED ON PAGE 28

J. A. BERTCH & SON
INC.

**HARDWARE
PAINT
PLUMBING
ELECTRIC**

51 WEST UNION STREET
LIBERTY, IN 47353
PH: 765-458-5512

"ACROSS FROM COURTHOUSE"

HOURS:
Tues - Sat 5 am to 1 pm
Sundays 6 am to 1 pm

Home Cooked Meals
Dine-In or Carry-Out

LIBERTY RESTAURANT
7 West Union St., Liberty, IN 47353
765-458-5223

VISA MasterCard

Concrete Creations
Quality Lawn & Garden Statuary
Retail and Wholesale
NEW GIFT SHOP
Featuring Warm Glow Candles
60 plus Different Fragrances
Oils and Oil Warmers
Lighted Infinity Mirrors & Solar Memorial Items
7210 W. 100 N, Farmland, IN 47340
765-468-8739
E-mail: concreteranch@verizon.net

PRE - 1964 WINCHESTER'S & COLLECTABLES
SOUTHEASTERN INDIANA'S
LARGEST GUN TRADER!
MARVIN L. COLE
ROBERTA S. COLE
812-663-2030
1510 NORTH LINCOLN STREET, GREENSBURG, INDIANA 47240

GUNS & TACKLE

- CASE KNIVES
- DISCONTINUED - WINCHESTER 9422 & 9417 RIFLES
- TRAP GUNS - 17 HMR RIFLES
- RELOADING COMPONENTS
- PROFESSIONAL & REASONABLE GUNSMITH
- NITE LITES

"SPECIAL ORDERS & LAYAWAYS"

SHOTGUNS HANDGUNS RIFLES AMMO
Muzzleloaders Scopes Holsters
Tactical Rifles & Accessories


MADISON OUTDOORS

Kimber Master Dealer
See us on facebook at Madison Outdoors

Smith & Wesson

at the junction of Cragmont and SR 7
504 West State Street Madison, Indiana 47250
madisonoutdoors@yahoo.com (812) 265-9306

**Check out our rates
on Park Models, & RVs !**



P.R.S. Insurance, Inc

17 W. Union Street
Liberty, Indiana

Downtown across from the Courthouse

Phone: 1-888-PRS-9001

Camping Here & Beyond



by John and El McCory

The Mediterranean Coast of Spain, France and Italy

Traveling from Southern Spain to Gibraltar and then along the Costa del Sol through Malaga and on up the eastern coast through France we had expected the prices of everything to be much higher than they were. It wasn't until the latter part of the 20th Century that the little fishing villages seemed to grow together and the area became another playground for the world's rich and famous. The almost continuous sunshine and beautiful beaches have just begun to attract people from all over the world and much of the commerce is now recreation. Even though the prices weren't that high in the mid-sixties we still asked the locals where they shopped, camped and ate.

Into the mainland of Spain from Gibraltar we encountered a section of the country that was very poor. At one roadside stop we cooked a meal and a very old, emaciated woman approached us from out of seemingly nowhere. She motioned that she wanted to scrape out the can we'd just emptied with her finger and eat the few drops remaining. We empathized with her but our better judgment told us (as we'd been warned) that this was another BIG no as others were probably waiting. Yes, there were others a few meters away. We drove off teary but fearful of what might have happened if we had obliged.

After stopping in Madrid to get more Spanish money (we had to wait until late afternoon) on that Friday not only for siesta to end but for the local military to get their weekly salaries counted out. We had picked up too many groceries and didn't have enough pesetas to pay the bill so we had to put some back. We live and learn. While we waited we picked up our mail at the Post Office we had earlier designated. That evening we relaxed in a very beautiful but hot and dry campground. Here we found that the rain in Spain did NOT fall on the interior plains. We had no pole lights and each campsite was large and was surrounded by thick shrubbery.

El had taught in one of her classes about a little Spanish guitar maker but the town was out on the coast close to Granada. The Moors from Africa had repaired and used the Roman aqueducts to irrigate citrus and apricot acreage. We were amazed to see the thousands of acres of citrus grown from inland out to about the Mediterranean coast and all the way up to and including Valencia. The citrus workers would stop their work as the hot part of the day wore on, sleep in the shade for two or three hours and work into the cooler part of the evening. We talked to a

shopkeeper near Granada and he told us that El Cordobes, a world famous matador, who was still competing with the bulls, owned thousands of acres of citrus. The matador was the subject of the musical, "Matador". He retired from the ring in 1971, came back and finally retired in 2000.

Another crop we'd never seen was cork oak. The trees were stripped of their thick bark several feet up to nearly the first branches. Piles of this bark was then strapped on wagons and old flatbed trucks and taken to processing plants where the bark was flattened and treated and corks of every size imaginable were stamped out and sent all over the world, at that time, mostly to wineries. Yes, we did see guitar makers and were amazed how such beautiful instruments could be made with such crude tools. None may have been the one written about.

Coming into Granada at night from the highlands to the north was beautiful. A good sense of the Moorish landscaping, gardening and architecture was visible all around but not as impressive as at the re-established Roman Alhambra Fountains. Formerly called Generalife, it was named a World Heritage Site in 1984. Plush vegetation of every shade of green was exhibited along the walkways next to the fountains leading away from the Moorish Temple.

Three exciting events occurred to us along the coast north of Granada. We ran out of gas between villages and two Spanish workers in an old pickup truck had a can and said they'd take me and get gas while my "bride" stayed locked in the VW. I reluctantly went with them and when we came back everything was OK. Getting a haircut proved to be another strange experience. I had seen sheep shorn without electricity but not humans. I now know how sheep, llamas and alpacas feel, but by looking in a mirror after the event one couldn't tell the difference with or without electric power. The Spanish barber was good. The cost was for only the equivalent of twenty-five cents.

We stopped at a little bakery in a fishing village, chose a large loaf of bread, and paid probably seven cents for it. We turned to leave and two very large sugar cookies caught El's eye. We gave the lady money for the cookies and she said we owed for the bread also. She spoke no English and we spoke no Spanish but even showing her the change she had given us back didn't convince her. A lady came in carrying two live chickens by the legs and asked us what had happened. The cookies were on the counter and El explained to the lady as she knew French. The new customer got into an argument with the proprietress and in a few seconds plopped the live chickens down right on the cookies we were going to buy. The bread tasted good but the cookies never got out the door. We've never liked live chicken flavored cookies.

Near Barcelona we camped what was then the world's largest campground with thousands of sites. El Toro Bravo was along the Mediterranean and we were in the campground but a half mile or so from the sea. There were restaurants, bars, barber shops, groceries, and places to get clothing and items for the beach but still inside the same campground. Thousands of very colorful tents stretched forever. We've learned recently that the same campground is now an "all natural retreat". El doesn't want to go back and visit El Toro.

On Sunday afternoon in Barcelona we saw advertised all over town, a bullfight in a nearby arena. We bought tickets for less than a dollar each and thought we'd be at the top of the stadium. Can you believe we were in the second row from the bull ring? We heard the sound of the crowd and smelled the smell of the "greasepaint" as the events took place right in front of us. Thankfully no "greasepaint" (blood) came our way. We didn't have steak that night and we decided that would be our last bullfight. It proved to be just a Sunday afternoon show for visitors and not top notch matadors. No wonder the cheap prices.

A pretty but rather expensive area was along the French Riviera and all the way through Monaco. It was difficult to get a site as there were festivals all along the Mediterranean. The campsites and beaches were packed with people from inland and people from all over the world. We did go into the first room at a Monaco casino and while cokes were ten cents at home we paid fifty cents for a coke with ice.

CONTINUED ON PAGE 28


Riggle-Waltermann

MORTUARY, INC.

32 SOUTH ELEVENTH STREET

RICHMOND, INDIANA 47374

PHONE (765) 966-7684



N.F.D.A.
I.F.D.A.

www.riggle-waltermann.com

Riverside Sporting Goods



1811 N. Washington St.
Marion, IN 46952 • 765-662-1590

Family Owned & Operated
Manager: Chad Phillips

Fishing • Live Bait • Tackle • Propane
Ice • Hunting • Guns • Ammo • Archery
Personal Protection • Canoe Rental
U-Haul Rental - 765-664-7939

GRIFFEY

765-478-6297



- Nutrena Feeds
- Pride Dog Food
- Mulch
- Hay and Straw
- Baling Supplies
- Livestock Supplies
- Gates and Kennels

10041 Pottershop Road

**Spring is
Just Around
the Corner!**

SALES AND SERVICE OF:

- Park Model & RV
- Awning & Screen Room
- Camping Accessories
- Golf Cart

Hours:
Monday—Friday
8:00 a.m. - 5:00 p.m.
Saturday
9:00 a.m. - 3:00 p.m.

**We have something to meet
all your camping needs!!**

We also sell and service
lawn and garden mowers
and equipment and have
a full

AUTO service department
(includes: alignment and tires)

WHITEWATER VALLEY RV'S
847 S. State Rd 101
Liberty, IN 47353
765-458-7414

**Coupon good for
\$5.00 OFF any purchase of \$25.00 or more.
(GAD)**

Indiana Outdoors



by Joe Martino

Trip with Landry gang is all that

If you are a regular viewer of the show Swamp People - or even if you aren't for that matter - you probably realize that Troy Landry is dubbed the, "King of the swamp." As this outdoor scribe got to experience firsthand, there is good reason for it. And, with the new season of Swamp People now airing on the History Channel, I feel it a good time to describe my trip to Pierre Part, Louisiana to go gator hunting with Troy and Jacob Landry and the gang last fall.

Due to a chance run-in with Troy and his son Jacob last year, I was graciously invited down on a gator hunt with them later in the year once season opened. I was excited, but also half-expecting it to not work out, as is often the case with such plans. As a matter of fact, it nearly didn't work out as the time neared. With their hectic schedule, they weren't sure if they could get in a boat with them or not, but were confident that I could probably get in one with Troy's brother or a friend to at least get a chance to do a little gator hunting.

Prior to arriving in Pierre Part, my sole focus was on the gator hunting, but after arriving, I soon realized that what made the area special was so much more than that. While the gator hunt itself was pretty darn cool, the people and their way of life is what I soon realized made this place so special.

I did get the chance to go gator hunting for a day with Troy's brother Guy. As is the case with all of the Landry family and their friends, you simply could not have asked for a better, more gracious individual. We had a "Tree Shaka!" on our very first line but as we pulled up to the line, he somehow managed to get off. The next 49 lines we checked were all empty, which no one could believe. Guy later felt that it might have been due to the fact that they hung these particular lines higher out of the water than normal in an attempt to catch only truly huge gators.

All was not lost, however, we did manage to shoot one small gator from the boat that happened to be swimming just a little too close! Size of the gator isn't really important. All I will say is that when we returned to the market, the buyer humorously remarked, "We don't buy geckos here, Indiana." Indiana was the moniker given to me by Troy's brother Duffy Jr.

Hey, I got a gator! Plus, we did see some gators on the bank while running the lines. The funny thing is that just the day before, Guy caught



Daily catches like this are part of what makes Troy the King of the Swamp. My gator wasn't huge by any means, but it simply capped off an already wonderful experience. And, contrary to what the market owner said, it was a gator, not a gecko!

a dozen gators. Oh well, that's the way it goes. Troy and Jacob didn't fare a whole lot better on this day either. As is always the case on fishing or hunting vacations, the old adage, "You should have been here last week," certainly applied. This was evidenced by the two thirteen footers that were in the cooler from earlier in the week.

As I already mentioned, though, the outcome of the gator hunt really didn't matter. The fact is that I got to go gator hunting and I was afforded the opportunity to spend some time with the whole Landry gang and their friends. Thanks to them, I got to experience the true

Cajun lifestyle and all of the hospitality, fun, and great food that goes with it. Between running the lines with Guy and his partner, to the good natured ribbing at the market with Duffy Jr., hearing stories from other family members and friends, conversing with Troy, Jacob and Clint, or savoring the incredible venison sauce picante that we ate for dinner, the trip was an eye-opener.

Sure the gator hunt was cool, but the entire experience was amazing! ■

"WORTH THE DRIVE"

ED'S TRADING POST

8012 S. NINEVEH RD., NINEVEH, IN 46164

• Guns • Bait • Tackle • Ammo • Archery & MORE

"THE BIGGEST LITTLE STORE IN THE WORLD"

317-933-GUNS (4867)

www.edstradingpost.com

OPEN 7 DAYS

Joe's

All Natural Beef Jerky

Joe Martino

Direct: 765-434-8598

E-mail: joe@eatjoesjerky.com / Web: www.eatjoesjerky.com

2378 West 350 North, Kokomo, IN 46901

ACE **Scotts Hardware**

Junction 31 & 56, Scottsburg, IN
812-752-2991

- FISHING SUPPLIES
- CARHARTT CLOTHING
- HUNTING SUPPLIES
- GUNS & AMMO

Hours:
7 am - 8 pm Mon. - Sat. / 8 am - 6 pm Sun.

and that's the news from
West Central Indiana



by Don Bickel, Forester

'Tis the Season for Turkeys, Mushrooms & a yarn or two!

Turkey season, the springtime edition is a couple of weeks away.

That was on my mind when I saw Hal Bench in Thrifty Supply's parking lot. We hadn't conversed for a couple of weeks and here was a good opportunity.

"Hal, what brings you to town on this fine day?"

"Wal, Donald, it's good to see you. I wuz jist in here at Thrifty to see whut kind of chicks they had. Me and the Missus thought we might get another batch of layin' hens started."

"Did you buy some?"

"Wal, not yet. I'll wait till I git home to talk it over with the Missus. Startin' with a new batch of chicks takes some thinkin'. Even with a few, you don't want to jump right in. I'll tell her whut kind they got and what kind they kin git. I s'pose though, in a couple of weeks, we'll be tendin' to a batch of lettle chicks."

"Hal, are you going to turkey hunt? I think I'll start out by hunting the sugar woods. There are a number of gobblers out there, and maybe this year, I can outsmart one of them. Maybe the third year will be the lucky one. But you know, I don't mind sitting in the woods on an early spring morning, even if I don't see a turkey. Maybe I'll see some mushrooms."

"Now, Donald, I jist read in 'Field and Stream' that a lot of hunters take their bird sometime between the middle of the morning and dinnertime. Now that fits my schedule jist right. It ain't as easy gittin' out of bed at 4 in the mornin' as it wuz a few years back. Thet story said th' gobblers git their business done with the hens in the first few hours of daylight. Then th' hens head for their nests. Thet ol' gobbler gits sorta lonesome-like and might likely come to any hen talk he hears."

"Yes, I read that same piece and decided it was worth trying. I'm like you, I don't like getting up too early if I can help it. However, I may try both styles, especially if the morning is warm. Maybe if we are still looking for a turkey, we can hunt together on the first weekend. Maybe we could go down to Parke County, but that sure means getting up early. Might be a good time to try a mid-day hunt."

"You know, let's see how our openin' day goes. Course, even if one of us gits a turkey, then we could still go. Th' one with th' turkey could do th' callin'. Say, did I tell you I saw Homer Gantry at th' feed mill the other day?"

"No, you didn't, Hal. Just what kind of story did

he come up with this time? I remember when he told us about shooting at a buck across two bean fields with that muzzleloader he calls, "Ol Ticklicker". He said he hit the deer, but since two other hunters were hunting in that woods, he would just wait till they brought it in to the Bal Hinch Country Store for check-in and then he would tell them it was his deer."

"Donald, if you remember, when Homer went over to them two hunters and tol' em' thet wuz his buck, they looked at him lik' he wuz crazy and tol' him so in jist so many words. Now, Donald, thet ol' muzzleloader of his'n wouldn't hit the Umpire State Buildin' if it wuz settin' across them two beanfields, even if you filled the barrel with powder clean to th' end."

"So what's Homer up to now?"

"Don't you know, he said he wuz buyin' sum shelled corn at the feed mill to feed his chickens. I thought, well thet's all right. But then on the way home, I thought - Homer ain't got no chickens. At least he didn't have the last time I stopped at his place sum months back. I bet he's scatterin' thet corn in th' woods fer turkeys."

"Now, Hal that would be illegal. I suppose it would be OK to put some corn in the woods for the turkeys, but if you went out there during turkey season and waited for a turkey to come to the corn pile and shot it, then that would be illegal."

"Donald, I tell you whut. I don't think ol' Homer even considers they's a difference between legal and illegal. But I lik' to think he's jist feedin' th' turkeys to have them come close to the house, so's he kin watch em'. And maybe he's got sum chickens. We can get ourselves in a heap of trouble by jist supposin'."

"There's no doubt, turkeys are interesting to watch, especially now when the gobblers are strutting. I'm sure there are some folks who put out feed so that the turkeys come closer to the house or where-ever they can be seen. Say, have you heard any talk about mushrooms yet? I wonder if the ground is still too cool. If it's moisture they want, we've got no shortage."

"Well now, them roons shouldn't be too far off. but we need sum days in the 70's and then sum warm nights too. I stopped in at Mitch's Bal Hinch Store tother day and he said they's a few lettle blacks being found, probably down t'wards Parke County. He said they's sum fellers came in a few days back and said they found 30 or so yellow roons. Mitch said he's waitin' to see the next batch when them fellers go out again."

"Well, Hal, that's about the same as what I got from Duane down at Pearson Sports in Marshall. He said little black ones here and there. I did talk to a couple of DNR guys from the Evansville area. They said the black ones are being found all the way up to Vincennes. One of the guys mentioned half a Walmart sack full. Now, Walmart has got some pretty small plastic sacks along with the regulars, so it's hard telling how big the sack was."

This from the writer. Mushroom season is not too far away, just as soon as global warming kicks in. But when you are hunting and picking mushrooms, carry a mesh bag to put them in. If mushrooms are to continue in the places you hunt, the spores they are releasing must be able to fall on the wood's floor. In a plastic bag, they can't do that. The spring turkey season opens on April 25 and the mushroom season begins when you start finding them. Good hunting. ■

COLWELL WILDLIFE STUDIO

4346 N Bogardus Rd
Austin, IN 47102
812-528-3931

Diekhoff

Mower Sales & Service
Simplicity Cummins Generators
Browning Safes

- Scag
- Stihl
- Echo
- Honda

935 W. CR 115 S, North Vernon, IN 47265
Phone: (812) 346-3219
Fax: (812) 346-2935

YOU'LL ALWAYS HUNT HARDER WITH

SPORT-N-WOOD

GAME CALLS & APPAREL

Alexandria, IN
765.620.5797
www.sport-n-woodgamecalls.com

TOLLIVERS
Hunting & Fishing Supplies

Directions: From Salem: go 135 N 12 mi., turn east bottom of Milport Knobs, go 3/10 mile. From Brownstown: go 135 S. approx. 10 mi., then same as above.

(812) 358-4867 or 1-800-238-0358

Mathews SOLOCAM NISSAN MARINE

- Guns • Ammo
- Camo Clothing
- Mathews Bow Dealer
- Live Bait • Voyager Boats

See Us For All Your Archery Needs

TREE CITY METAL SALES

Crews Available

- ◆ Metal Sales
- ◆ Pole Barns
- ◆ Vinyl Fencing
- ◆ Garages
- ◆ Garage Doors

Steve Wagler
50 W. 650 N, Greensburg
812-663-4863 Cell 812-523-6272

WAGNER'S
BARBER SHOP & GUNS

Haircuts \$10
Guns Slightly More

GUNS
GUN REPAIR

532 W. Sheridan
Greensburg, IN 47240
Phone (812) 663-2553



LEFT PHOTO: Pic #1 Adrienne Fowler, Fountaintown, Indiana, Ladies 6, member of the Illiana Rangers Cowboy Mounted Shooting Club. She holds several titles in Indiana, Midwest Region, National, and a World record holder. RIGHT PHOTO: Pic #2 Gregg Goeckner, Vice Pres of the Illiana Rangers using his new horse to set balloons at a practice shoot and clinic. (Author Photos)



Cowboy Mounted Shooter III Mounted Shooting Horses

Pic #1 Adrienne Fowler (title pic)

by Bob Chattin
Alias "Roy Ranger"

Are you ready to try Cowboy Mounted Shooting? Well, first, you need a good horse. In the world of cowboy mounted shooting, your horse is the most important part of your team for any amount

of success.

I can tell you that your horse is probably 90 % or more of your experience in this sport. For me, this came home in a very harsh way when I lost my first shooting horse that had taken me to great rewards in a hurry. Then I had to start all over again. What a shock and a great reduction in hat size!

What kind of horse do I need? First, you have to understand that all you need is a "good" horse, pony or mule. Yep, doesn't take a high dollar, registered horse at all. In fact there are many breeds of horses, pony's or mule's that are good cowboy mounted shooting horses. You do not have to have a horse that is highly trained in leg pressures, barrel racing, reining or cutting. Although, these attributes might help in some cases, but not necessary. Your horse needs to know you and what you want him to do. Here are some things that would be helpful.

ABLE TO COPE WITH BALLOONS

There are a lot of "spooks" to a horse when first introduced to mounted shooting. Balloons are the most obvious. They are strange, move around with the wind, and suddenly disappear with a big loud noise. There are several things we can do to prepare a horse to accept balloons. First, you can put them in their feed trough. Sooner or later, he will decide he wants to eat more than to be afraid of the balloon. You can hold the balloon and rub him all over with it

until he gets used to it. You can play games with him by batting the balloon around sometimes coming in contact with your horse. At our clinics, we always start our new horses by setting balloons off horse-back. By the end of the day, they get pretty used to this. (see Pic #2)

ABLE TO ACCEPT LOUD NOISES

Your horse should be able to cope with unexpected loud noises, like gunfire. I have found over the years that most horses trust their owners enough that they will calm down quickly when their riders or owners rubs their necks to calm them after a sudden loud noise. Understand, the first time you try this, you want to start with dry fire, then move up slowly to maybe a cap gun. As time goes on, empty cases with primer, only, makes more noise and then move up to something like .22 blanks like you would use as a starter gun for a track meet. Never do this while mounted! (see Pic #3) Start with someone at a distance and you on the ground to calm your horse and reassure him that it is not going to hurt him. Eventually, you will be able to shoot in front, side, behind and over and across his back. In our clinics, it is obvious, real quick how your horse is going to react. We always have new shooters to shoot off the side and towards the rear, never close to his ears. Some of us use earplugs for horses; others don't seem to need them.



Pic #3 ALarry Barbre of Fairfield, Illinois, building confidence in his new horse, shooting from the ground. (Author Photo)



Pic #4 Lauri Barbre on her experienced horse leading her husband, Larry, on his new shooting horse. (Author Photo)

DAVE'S TRIANGLE LLC
 •GUNS & AMMO •BAIT & TACKLE
 •FISHING & HUNTING SUPPLIES •ICE
 •SNACKS •SOFT DRINKS •FIREWOOD
 "PIZZA & SANDWICHES -LOCAL DELIVERY"
BOAT STORAGE
 SUN - THUR 8 AM - 5 PM
 FRI & SAT 8 AM - 7 PM
 Hazel & Dave Wilcox Jr
 2955 S. Old Dunlapville Road
 Liberty, IN 47353, 765-458-7106

Knightstown Locker, Inc.
MEAT PROCESSING
 Open: Mon, Wed, Fri 8-6
 Tues & Thur 8-5
 Sat 8-12
 8037 South 575 West
 Knightstown, IN 46148
 (765) 345-2410 (800) 718-6010
 www.ktownmeatsandcatering.com
 ktownlocker@embarqmail.com
 Daniel D. Titus, Owner & Operator
 "Pick up your summer sausage & snack sticks at our store."

LITTLE YORK STORE & RESTAURANT
REAL FOOD FOR REAL PEOPLE
 AMBER M MADDEN
 CO-OWNER
 HUNTING LICENSE
 DEER & TURKEY CHECK-IN
 271 N. STATE RD 39
 LITTLE YORK, INDIANA 47170 USA
 Ph# 812-752-3555
 812-498-2216
 812-793-2620
 foreveramber@c3bb.com

Remember, some horses take to this with little problems. Others will never do this sport and there are just about everything in between that requires various stages of training. The best place to get your horse ready is at a clinic put on by a mounted shooting club in your area where experienced shooters and experienced shooting horse will be there for your horse to "buddy up" with. There are several techniques used in these clinics. It helps to use an experienced horse to "lead" or "follow" when first shooting from the saddle. (see pic #4 and #5)

YOUR HORSE NEEDS A GOOD "HANDLE"

The best mounted shooting horses are able to understand their rider at an instance. You want to be able to go fast, turn without hesitation even at a dead run, rate (slow down) when you need to and turn a cone or barrel close. This does not mean he needs to be a reining horse. I have found that horses like trail horses that are ridden with their mouth with one hand work really well in this sport.

Here again, an older horse that knows you and what you want seems to do the job very well. Knowing your horse and his every move as well as your horse knowing you and your touch pays off. The courses are all different and the horse does not memorize each of the courses. He may remember parts of the course and some almost seem like they know the course but good communication between you and your horse is immeasurable. Time is key. Riding close enough to shoot the balloon and cutting the right corners, speeding up, slowing down, running straight and turning quickly all count.

ATTEND A CLUB CLINIC

The last thing I want to talk about is find a mounted shooting club near you and attend their clinic for new shooters and new horses. This can be a dangerous sport. At a clinic, you will be taught gun safety, see all the different guns, holsters, tack, horses and be coached by experienced shooters and your horse will have the benefit of experienced horses for him to "buddy up" with. Sometimes we will even take a new shooter and put him on an experienced horse so he can actually try out the sport for himself in a safer setting than on a horse that is inexperienced. You will find a friendly atmosphere where people will actually lend you everything they have.

Bob Chattin, founder, Illiana Rangers Cowboy Mounted Shooting Club. CMSA #347

www.illianarangers.org All club activities found here, schedules, clinics and matches.



Pic #5 Larry Barbre, shooting off the side and behind on his new shooting horse. (Author Photo)

SCENES OF METAMORA THROUGH THE YEARS
PHOTOS BY RAY DICKERSON, THE GAD-A-BOUT



Metamora, Indiana

by Janice Hunsche
Owner Kaleidosaurus Books

In April the **Grist Mill** opens for the season. **Gateway Park** (on 52 across from Metamora) has **Bluegrass family night** on **April 7th** and **21st** from 5pm-9pm i.e. doors open at 5pm with music from 7pm-9pm. Cost is \$6.00.

April 27th is Final Friday from 7-11pm at the Thorpe House. It's the usual open mic and free.

From Whitewater Railroad's site:
Easter Bunny Express - Saturday April 7, 2012

The 12th annual running of the Easter Bunny Express will depart from our Connersville Grand Central Station and make 4 round trips south to the Easter Bunny Patch 2 miles away. Don't forget your Basket. Come and meet the Easter Bunny and hunt for his Golden Egg. The egg hunt is open to ages 8 and under. Reservations are recommended. Prices are \$9.00/person 2 and up. Train departs at 10am, 12pm, 2:30pm & 4:15pm. Train operates rain or shine.

Purchase Easter Bunny Express Tickets Online or Call Us At **765-825-2054** To Order By Phone

Amtrak Baseball Special - April 20 & 21, 2012
Indianapolis to Chicago

We're Going To Chicago!!!

The Whitewater Valley Railroad is sponsoring a Baseball Special to witness the Reds vs. The Cubs at the Historic Wrigley Field on April 20, 2012. This trip will consist of two privately owned lounge cars and one chartered Amtrak coach. The lounge cars will be provided by our friends at the Collin P. Huntington Railroad Historical Society and consist of the former New York Central #38, a full length tavern/lounge and the former Pennsylvania Braddock Inn, a parlor/lounge car one used around the Washington DC area by the MARC Agency. We will depart on rear the Hoosier from Indianapolis Union Station at 6:00 AM on the morning of April 20th. After arriving in Chicago Union Station we will proceed to Historic Wrigley Field for the ball game which will include \$20 in Cubby Dollars to provide lunch. Overnight accommodations will be included with breakfast on Saturday morning. After breakfast we will proceed downtown for a day at the Museum of Science and Industry with a box lunch to be provided as well as admission to see the German U505 Submarine that is also on display. We will then proceed to Chicago Union Station for our 5:45PM departure back to Indianapolis with a scheduled arrival at 11:30PM. Food will be available for purchase on board the train.

There will be two classes of service available for this special Amtrak excursion. Coach Class is available for \$395 per person based on double occupancy. First Class will also be available for \$475 per person based on double occupancy. This service will include on board breakfast service en route to Chicago on April 20th and on board dinner service en route to Indianapolis on April 21st.

Janice Hunsche, Kaleidosaurus Books, Metamora, IN janice.hunsche@gmail.com

McGalliard Guns & More

800 W. McGalliard / Muncie, IN 47303
Hrs. M-F 10am-6pm / Sat. Noon-5pm / Closed Sun.

Pistols / Handguns / Rifles / Shotguns

BUY • SELL • TRADE

Ph. 765-288-GUNS (4867)
Fax. 765-288-4869

SAVE-A-LOT

Don't Pay A Lot!

MON. - THURS. 8 A.M. - 8 P.M.
FRI. 8 A.M. - 9 P.M. • SAT. 8 A.M. - 8 P.M.
SUN. 8 A.M. - 5 P.M.

11143 U.S. 52
Brookville, IN 47012
(765) 647-2781

Troyer's Country Store & Bakery

20 Varieties Cheese, Plus Raw Milk Cheese • Deli Meats • Bulk Foods, etc.
Baked Goods on Friday and Saturday

ADM Feed Available
Dog • Goat • Horse • Chicken & more

Hours: Monday to Friday 8-5 / Saturday 8-4
10599 South SR 3, Milroy, IN 46156
(765) 629-2604

Indiana State Trappers Association News



by Dr. Fred Philips, DVM

Indiana State Trapper Association Fur Sale

On **January 14th, 2012**, the Indiana State Trappers Association (ISTA) held it's annual fur sale at the Miami County Fairgrounds, 1079 W. 200 N. , Peru, IN. Thirty-six (36) trappers sold two hundred, thirty one (231) lots of fur for over \$13,000. A couple of the trappers donated their lots to the ISTA. Auctioneer Corbin Bultemeier started the auction at 10am (EST) and finished it near 2 pm. Fur Buyers included David Hager (Grubill, IN), Rod Cunningham (Kempton,IN), Brent Stock (Butler, IN), Patrick Ross (Macy, IN), Maple Lane Furs (Allen Miller, Shipshewana, IN), Dave Ducey (Ft. Wayne, IN), Ura Hochstetler (Nappanee, IN), and Larry Wahlman (Dupont, IN). The ISTA wishes to thank everyone for coming out and making this sale one of the best that we have ever had.

The Furs break down as follows:

	#sold	Low	High	Avg.
Muskrats	382	2.00	10.75	6.37
Raccoons	903	0.50	18.50	9.50
Red Fox	9	10.50	31.00	20.75
Coyote	35	3.00	23.00	13.00
Beaver	22	8.50	26.00	17.25
Opossum	20	0.50	3.50	2.00
Skunk	2	2.00	3.00	2.50
Beaver castor	1			4.00

Typically, carcass animals and skins in the grease (un-fleshed or un-scraped) brought half the price of the same size / grade of skin that was completely processed, i.e. fleshed, scraped, stretched, and dried. With the current prices on furs beginning to rise, now is a good time to acquire the equipment and learn the procedure for finishing out your catch of furs. There is no better place to do this than at one of the Trapper Education courses that are put on around Indiana or at a Trapping Convention / Rendezvous. There are several listed in the Calendar on the ISTA web-site at www.indianatrappers.org. The next ISTA Convention will be September 21 & 22, 2012 at the Tipton County Fairgrounds, 1200 S. Mains St. (SR 19), Tipton, IN.

Next year's ISTA fur sale is set for **January 12, 2013**, same place, same time. We hope to see you there.

Watch your top knot. Keep your eyes along the skyline. ■



Doyle grading furs. (Author Photo)



Lots of furs. (Author Photo)



NTA REP STU. (Author Photo)



Fur and a child. (Author Photo)



Big lot. (Author Photo)

ANIMAL HOSPITAL OF CENTERVILLE
DR. FRED PHILIPS
 1100 EAST MAIN STREET
 CENTERVILLE, IN 47330
 TELEPHONE: (765) 855-1450
 TOLL FREE: 888-860-8253
 EMERGENCY SERVICES AVAILABLE

Woodruff's Supermarket
 10 South Main St., Liberty, IN
 at the Corner of St. Rd. 44 & U.S. 27
Full Service Meat Department
 Produce, Dairy, Groceries & General Merchandise
 Hours: Monday-Thursday 6 am - 9 pm
 Friday-Saturday 6 am - 10 pm
 Sunday 6 am - 7 pm
 "Get Everything You Need At One Handy Location"
Call Us At 765-458-6213



Woodruff's Supermarket at 10 South Main St. in Liberty, Indiana is adding on a 7200 Square addition to their store. Tim Woodruff, owner, is looking to the future with confidence. Tim has always been a leader in his community. (Photo by Ray Dickerson)



The former Blue Heron Art Gallery located at 20 South Main Street in Liberty, Indiana is available to rent. Owner, Tim Woodruff says, "it would make a great office or another Art Gallery with the best location in town." (Photo by Ray Dickerson)

WOODRUFF'S ADDING ON 7200 SQ. FT

Tim Woodruff, owner of **Woodruff's Supermarket** located at 10 South Main Street in Liberty, Indiana is adding 7200 square feet to his already large supermarket. This is a good sign for business men across the region, a determined effort for a top notch business man with a lot of savvy in doing business in Indiana during supposedly hard times. Not so, the times are what you make them has always been the work ethic for a hard working Tim Woodruff who follows in the footsteps of his Grandfather, Harold Woodruff, who began Woodruff's Supermarket in 1944 in Liberty. Tim's father, Edward Woodruff took over the reins in the sixties, following in their footsteps, when it came time for Tim to take over from his dad, he fit like a glove into this prosperous Liberty business.

Tim, his wife Joy and their family continue the family tradition of Woodruff's Supermarket, offering the local area a modern store, soon to be almost double in size for them to shop at in comfort.

The new addition (see photo at top left), weather permitting, will be completed by Spring 2012. "We are still open," says Tim. *"Don't mind the construction, we have a covered access to the building and plenty of parking on our lot."* he added.

Tim also owns the former **Blue Heron Art Gallery** (See photo at top right) located at 20 South

Main Street in Liberty, on the northwest corner of the intersection of Main Street and Seminary, adjacent to Woodruff's Supermarket. It's the busiest intersection in Liberty, under normal conditions. (Now temporarily closed due to Main Street and US 27 road construction). The building was built in the 1830's and is as sound as a rock. It is for rent **now** and the best offer will be accepted. **Call 765-458-6213.**

Tim says, "it's the best location in Union County."

I would agree, everyone entering or leaving Liberty, from the north, east, south or west going or coming, passes this street corner. See brown highway sign adjacent to building showing access to **Whitewater Memorial State Park, Brookville Lake, Quakertown SRA and Mounds SRA** via SR 101 South to southeast Indiana's recreation paradise.

The building would make you a very good business location or office. There are 4 rooms plus a kitchen on the main floor, 3 rooms upstairs and a full basement downstairs.

Directions to get to Woodruff's Supermarket between now and Memorial Day, (the day Main Street construction is due to be complete, weather permitting). The main access is off West SR 44. From the north, turn right off US 27 onto High

Street, cross the CSX RR crossing and turn left on West Railroad Street one block south to SR 44, turn left (east), cross the CSX RR, turn right into Woodruff's parking lot. From the west take SR 44 east, cross over the CSX RR and turn right into Woodruff's parking lot. From the south take SR 101 north, turn left (west) onto Vine Street, cross the CSX RR, turn right (north) onto West Railroad Street, at stop sign turn right (east) onto Seminary Street, cross the CSX RR turn left into Woodruff's Parking via access off Seminary. (Seminary and Main Street intersection blocked all 4-ways.) From the east off SR 44 and US 27 turn left onto South Street (west) to SR 101 and follow same route as from the south **or** take South Street (west), turn right (north) onto Fairground Street, turn left (west) onto High Street, take it across US 27, cross CSX RR, turn left (south) onto West Railroad, turn left (east) onto SR 44 cross CSX RR turn right into Woodruff's parking lot.

Access to downtown Liberty will be challenging due to INDOT construction of US 27. You can still access all of the businesses, see my Column on Page 4 plus for more information on traffic and barricades.

Please use caution and above all else remember to be patient. When the construction is completed things will return to normal. ■

News From The Indiana State Police

CONTINUED FROM PAGE 15

a hydrochloric gas generator (HCL) or a one pot reaction. Both of these are extremely hazardous.

Be aware of any type of tank found in an odd place (middle of a field, ditch line, wooded area) that has a modified valve. The valve will typically be modified in some way and will have a bright blue or green color to it. These cylinders are used to store or transport anhydrous ammonia, which is an extremely dangerous gas when direct contact or inhalation has occurred.

If you encounter any of these items, please contact your local Indiana State Police Post or call the Drug Tip Line at 1-453-4756. The Indiana Meth

Investigation System or IMIS, can also take tips on meth labs. Just go to www.meth.in.gov and click on the "Report Suspected Meth Activity" Link. Just like with marijuana eradication, a lot of these labs are discovered as a result of tips from the public. These tips can be made and kept anonymous.

This ends another month's installment. Thank you for reading, and for allowing all of us to serve all of you. Be safe, and we'll talk again next month. ■

IDNR News ICO Gary Catron

CONTINUED FROM PAGE 7

ATVs and other off-road vehicles have increased in popularity over the past decade, but so have accidents. Indiana Conservation Officer Maj. Michael

Portteus reports that ATV accidents are have increased nearly 40 percent over the past four years from 153 in 2008 to 214 last year.

"The online safety course will educate people on the safety rules of riding, using and operating an ATV," said Lt. Larry Morrison, head of DNR Law Enforcement's outdoor education program.

The online course presents a wide variety of information on the basics of ATVs, safe operation of ATVs, responsibilities of riders to others and the environment, and general information on preparing for the unexpected.

The online course can be found at offroad-ed.com/in/index.htm and can be studied at a personal pace. A \$30 fee is assessed prior to beginning the certification test. Individuals who successfully completed things will return to normal. ■



Amish Cheese Shop

ARTISAN CHEESES FROM AMISH MILK

Fresh Baked Goods, Jar Products, Crafts & Special Orders

Venison Sausage & Uncle Mike's Jerky
Sample some of our 65 kinds of cheese
Find us at www.amishcheeseshop.com

I-70 Exit 137
 2001 North State Road 1 • Cambridge City, IN 47327
Phone: (765) 478-5847 Toll Free: (800) 478-5849



RED WING SHOES

MILROY SHOES

Mastercard - Visa

9214 S. State Rd. 3, Milroy, IN 46156
 (765) 629-2109
 Mon-Thur 8 - 5 / Fri 8 - 6 / Sat 8 - 3 / Closed Sun



Rihm Inc. FOODS

CAMBRIDGE CITY INDIANA 47327

CUSTOM HOG & BEEF PROCESSING

"Venison Sausage and Hams"
Custom Curing
Hickory Smoked Hams & Bacons
CATERING

(765) 478-3426 1-800-846-6328
www.rihmfoods.com

IDNR News ICO Gary Catron

CONTINUED FROM PAGE 27

plete the test are issued a lifetime certification card. "This certification ensures that the operator is well educated and has learned how to safely operate an ATV, which is the first step in reducing the number of ATV accidents in Indiana," said Dale Brier, chief of DNR Outdoor Recreation's streams and trails section. ■

Fishing Lake Michigan

CONTINUED FROM PAGE 12

fish soup, turn at least some of the salmon into fish soup using the same recipe."

Here's why I give that advice. "You know how fish cooked your way is supposed to taste. You know you enjoy fish cooked that way and by cooking the salmon and trout you have caught exactly the same way, you'll have a basis of comparison." If you have enough (and a normal catch on the Great Lakes yields enough fillets for several meals), cook some of the remaining fish in other recipes and I'll bet you find one or more you like almost as good, or better.

THE END ■

Indiana Slab Masters

CONTINUED FROM PAGE 13

In my monthly articles, I will cover these tournaments. Not only statistics and top finishing teams, but as a competitor too. I will try to give a prospective from an anglers point of view. I hope you all enjoy reading about our tournaments on the lakes of Indiana. To see what the club is all about visit www.indianaslabmasters.com. While you're there, please visit the club sponsors web pages. Without our sponsors, the club would not have been so successful. To contact me with comments or questions you can email me at bilbreyron@aol.com.

Tight Lines everyone

Indiana Slab Masters Officers

President: Jim Raymer; Vice president: Tom Hankins; Secretary: Glen Gill; Weigh Master: Bob Raymer

Advisory Board members: Charlie Hildreth, Myron Etchison and Ron Bilbrey

I would like to thank the Team Bilbrey & Mandrell sponsors for the 2012 season, they are: Jiffy Jigs www.jiffyjigs.com, Drift master rod holders www.driftmaster.com, All State agent Janet Begley [www.allstateagencies.com/Janet BEGLEY/Welcome/](http://www.allstateagencies.com/Janet_BEGLEY/Welcome/), Ceramic Technologies Inc. www.refractoryeng.com. Visit their websites and take a look at their products. ■

Outdoors Tales

CONTINUED FROM PAGE 23

Phil and Eva were featured during an evening session at the Florida championship when they provided a fish cleaning demonstration to a seminar audience.

A few years back when Phil decided he wanted to hit the crappie tournament trail, Eva announced, "Your not leaving me at home." And, the couple have

been fishing as a team ever since.

The couple is known as one of the most helpful to others fishing the trail, especially to new anglers.

####

Contact writer Phil Junker by email at: outdoorscribe@yahoo.com

For more outdoors with Phil Junker, contact his blog at: outdoorscribe.blogspot.co ■

Looking Downstream

CONTINUED FROM PAGE 20

Snake Head mushroom (Morchella Semilibera), the most common and most widely spread variety in the Morel family. These little guys have small delicate heads on long thin-skinned stems, thus the name.

They most often grow in groups or clusters and can be found pretty much anywhere in the woods. Because of the small delicate head and thin hollow stem it takes a lot of them to fill up a fry pan but in their defense they taste pretty darn good.

The Gray Sponge (Morchella Elata) and (Morchella Vulgaris), these two are so similar in appearance and growth habit that it is next to impossible for the average mushroomer to tell them apart. The main difference is that the Vulgaris variety likes to grow in groups where the Elata are mostly found as solitary specimens. Both grow to a consistent size around two to three inches with a solid yet tender head with a narrow stem. The coloring can vary from a dark tan to almost white depending on the type soil its in. They are equally delicious and retain good volume when pan-fried.

There are a few false Morels, the most common one resembles the Snake Head, it has the same long stem but the head is smooth (no ribs nooks and cranies) and light brown in color. It's not listed as deadly but can cause stomach distress. Be aware that there are some very toxic fungi and proper identification is crucial. Never eat or handle any fungi you can't positively identify. If you want to become a serious mushroomer there are some great little handbooks available on Amazon and other booksellers with terrific color photos and descriptions. Like any other food item, there will be some folks allergic to Morels. If you are consuming Morels for the first time go easy, just a couple bites then next time you'll know for sure if you can eat them.

Common practice is as soon as you return from the woods you should spread your Morels out on a table to briefly air them out. Then take them to the sink to rinse off all noticeable dirt and insects. The next step is to slice them length-wise from stem through the head and rinse the inside. You must remember many very small insects love to inhabit the hollow body and stems of most Morel varieties. A one hour soak in salted water helps remove hidden insects and dirt. Another good rinsing before cooking is advised. They can be kept over night if refrigerated, but are best when cooked as soon as possible. They don't keep well once picked unless frozen or dried. If you want to eat them fresh, cook them within 24 hours. The most common and preferred way to cook them is to rinse the halves and lay them out on toweling before rolling them in flour or you own secret breading, then frying them in melted butter. There are many people who dry them and use them in other recipes, and like the commercial button mushrooms are delicious sautéed with onions over a nice rib eye.

Comments always welcome: passports@ydial.net ■

Camping Here and Beyond

CONTINUED FROM PAGE 21

We did enjoy the oceanographic museum owned by the Rainier family and, at the time were there, was directed by Jacques Cousteau. We could have spent more hours there but got a late start by having driven around Monaco enjoying the beautiful views of the sea and the tiny, but now the wealthiest principality in the world. Like Luxembourg, there were very beautiful flower gardens everywhere.

Next month we'll visit Italy, Greece and what was then, Yugoslavia. Get your gardens planted and your camping units ready to roll. See you soon. If you have anything about camping you'd like us to write about, give us a call at 250-637-3524 or e-mail us at: jmacnut@yahoo.com.

John and El McCory ■

Roaming The Outdoors

CONTINUED FROM PAGE 4

Nathan Riggs, Public Information Director, INDOT Greenfield District.

LIBERTY, Ind. - The Indiana Department of Transportation (INDOT) is continuing its reconstruction of US 27 through Liberty.

Crews from Dave O'Mara, the state's contractor, resumed water main relocation on Seminary Street on Monday, February 20. Once the water line is installed, full-depth reconstruction of US 27 from Union Street to Eaton Street will begin.

INDOT and O'Mara will close this segment of US 27 to through traffic on or after Monday, March 5. Access to all homes and businesses will be maintained during the second phase of construction, which is expected to be complete this summer. The third and final phase of the project will follow.

The construction schedule has been modified after evaluating the current project status and the progress made in 2011. The intended goal is to have Main Street open to traffic by Memorial Day to accommodate increased traffic during the summer recreation season. Once Main Street is open to traffic, crews will continue reconstruction of US 27 on Seminary Street and College Corner Avenue.

Because the roadway segment between Union and Eaton Streets contains US 27 and State Road 44, official detours, which must follow state highways, are necessary for both. **The official detour for State Road 44 is State Road 1 to US 40 to US 27. The official detour for US 27 is State Road 227 to Ohio 177 to Ohio 73 to US 27 in Oxford, Ohio. As State Road 101 will not be accessible from US 27/State Road 44 while Main Street is reconstructed, through traffic will be detoured on State Road 1 to US 40 to US 27.**

The third and final phase of the project will reconstruct US 27 on College Corner Avenue/Liberty Avenue from Eaton Street to the southern town limits. The project has a contract completion date of May 2013, although INDOT and Dave O'Mara Contractor hope to have major construction complete before next winter.

INDOT reminds drivers to follow posted speed limits and be cautious while driving through all work zones. Drivers can learn the locations of work zones and highway restrictions before they depart by calling INDOT's TrafficWise at **1-800-261-ROAD (7623)** or view an online map at www.TrafficWise.IN.gov. Quick links to work zone

THE GUN DEN

Buy - Sell - Trade

337 Roosevelt Dr. Shelbyville, IN 46176
(317) 398-3852

FOR ALL YOUR OUTDOOR & HUNTING NEEDS

CHECK OUT OUR WEBSITE AT
www.thegundenonline.com

We will have 12 different items
on sale every 12 hours

We do special orders and layaways
We do consignments too



A-1 LOCK & SAFE SHOP
765-966-2597

Tri-County Awards

765-966-0757



SignGrafX

765-962-3636



1001 South "E" Street, Richmond, IN 47374



Wanamaker Guns

Military & Collectable Weapons our Specialty

- Buy-Sell-Trade • Class 3 Weapons
- Consignments Welcome • We Buy Collections
- Restorations-Repairs-Appraisals

7915 Southeastern Ave.
Indianapolis, IN 46239

Mon, Tue, Thu, Fri 9:30-5:00 / Wed 12-5:00 / Sat 9-1:00 / Sun Closed
Other Hours by Appointment

317-862-4867

www.wanamakerguns.com wanager@sbcglobal.net

safety tips, information about restrictions and roadway conditions, as well as the latest INDOT news can be found at www.indot.in.gov.

Above is the official record for driving in Liberty during this construction and needs to be followed to the letter by Semi Tractor-Trailers, other large vehicles or vehicles pulling large recreation trailers - other than those whose destination is Liberty to deliver products for businesses in Liberty. **There is access to Liberty businesses. Delivery drivers need to call their customers in Liberty to get the latest information before leaving their dock to get to the Liberty business.**

I was in Liberty on Tuesday, March 6th and believe me it was mayhem on the streets of Liberty that day. Semi's were constantly trying to negotiate streets that were never meant for them.

A word to the wise! Over the road semi drivers who aren't delivering in the town of Liberty, Indiana don't even think about driving through town, it isn't going to happen, you will be cited by the police. I watched Liberty police on Thursday, March 8th stopping semi's and making the drivers turn around and go back to the official detour to get around Liberty.

I was told by Nathan Riggs in a telephone conversation Friday evening that additional signage was being placed at the official detour locations to help persuade Semi drivers to heed the detour signs.

In Liberty, Main Street from the alley just north of Union Street is barricaded and is completely closed all the way south to well past Seminary Street.

Main Street should be finished by Memorial Day, weather permitting.

Seminary Street (west end) is barricaded half-way past the Stop Light at the intersection of Main and Seminary and the CSX RR crossing. All the cross streets along east Seminary are barricaded all the way to College Corner Ave (SR 44).

The official crossing points of the east bound section of Seminary to College Corner Ave for residents driving passenger vehicles only, are Market and Fairground Streets

There is no official crossing point on Main Street between the barricades just north of Union or just south of Seminary, it is completely closed to traffic.

****Local car drivers living in or with business in Liberty:** **Coming north from SR 101 south can turn east on South Street, then turn left onto Market or Fairground to gain access to downtown Liberty. **Drive very careful while crossing Seminary between the barricades and obey any instructions given to you by local police, construction workers or INDOT personnel**

**Coming east on SR 44 from the west, you can turn left onto any side street along Union Street up to West Railroad where you have to turn left. Go north on West Railroad, turn right (east) on High Street, cross Main Street to gain access to US 27 North or cross US 27 to Market to gain access to downtown Liberty.

**Coming west on SR 44 or US 27 take College Corner Ave. to Union to gain access to downtown Liberty or to High Street to gain access to US 27 north.

**Coming south on US 27, turn left or right on any side street up to High Street where you must turn left to gain access to downtown Liberty or turn right to gain access to SR 44 west.

Drive very careful while driving in Liberty and obey any instructions given to you by police, construction workers or INDOT personnel. Their safety depends on you!

Read about Woodruff's Supermarket on page 27 new addition and directions on how to get there.

28TH ANNUAL JR SPORTSMAN DERBY

The Junior Sportsman Derby will be held on June 16, 2012, sponsored by the Brookville Lake Anglers Club. Prizes and Trophies galore, free to all participants ages 4 thru 16. three age groups - 4 thru 8, 9 thru 12 and 13 thru 16. Six fishing categories including bass, striper, crappies, bluegill, walleye & ring perch, catfish or carp. Tournament hours are 7 a.m. to 1 p.m.

For information contact Jim & Carol Dinwiddie, 2705 John Gray Road, Cincinnati, OH 45231.

DNR PROPOSES NEW WATERFOWL HUNTING ZONES - YOUR INPUT NEEDED

The Indiana Department of Natural Resources is proposing changes to waterfowl hunting zones that would mark the first adjustment to Indiana's traditional three-zone boundaries in more than 25 years.

The DNR's proposal for the 2012 hunting seasons would stick with three zones but rename them North, Central and South, with the South Zone representing a significant geographic expansion and replacement for the current Ohio River Zone.

DNR surveys show two out of three Indiana resident waterfowl hunters express satisfaction with the current zone lines, but only one-third of those surveyed are satisfied with season timing.

"The point of zones is to be able to better target duck seasons when ducks are migrating," said DNR waterfowl biologist Adam Phelps. "Changing zone lines may enable us to better address hunter preferences by better relating duck migration, and therefore season timing, to the geography of the state."

The Ohio River Zone was first established in 1984 and covered parts of 13 counties along the Ohio River. The proposed South Zone boundary extends as far north as Terre Haute and would include all or parts of 29 counties and take in such DNR-managed properties as Fairbanks Landing, Glendale, Sugar Ridge and Wabashiki Fish & Wildlife Areas, plus Hardy Lake and Patoka Lake.

The proposed South Zone boundary follows a line along U.S. 40 from the Illinois border to U.S. 41, south to Indiana 58, and east to U.S. 50 to the Ohio border.

The proposed North Zone boundary is essentially unchanged with the exception of moving Roush Fish & Wildlife Area into the North. The Central Zone would be the area between the North and South zones.

Phelps said the current North Zone, which was last adjusted in 1986, represents a geographic split by segregating the natural lakes and wetlands part of the state into its own zone.

"But the rivers of southern Indiana have largely been relegated to Central Zone for the past two decades," he said. "Changing zone lines in southern Indiana will allow us to capture another fundamental geographic split by bunching the lower Wabash River as well as much of the White and Muscatatuck rivers with the Ohio River in the southernmost zone."

The new zones were derived by looking not only at geography but also at climate patterns and, most importantly, waterfowl usage.

"We survey state and federal properties weekly from August through January, and we have those data back to the mid-1980s," Phelps said. This long-term waterfowl migration data set was very important in helping to choose the new zone boundaries.

The U.S. Fish & Wildlife (USFWS) allows states to propose zone line changes every five years. The USFWS approved Indiana's current setup of three geographic zones - North, South and Ohio River -

and two split-date segments in 1991.

Until this year, the USFWS limited changes to two hunting zones with two split-date segments or three zones with no split dates. States now are being allowed to adjust boundary lines without sacrificing the number of zones or the option of split-date segments.

The detailed zone proposal and new map can be found at www.in.gov/dnr/fishwild/7340.htm.

DNR Fish & Wildlife is accepting public comment on the proposed changes through April 13 by e-mail at dfwinput@dnr.in.gov or by postal mail to:

Duck Zone Comments, Indiana DFW, 553 E. Miller Drive, Bloomington, IN, 47401

DEER HARVEST DOWN IN 2011 BUT STILL 4TH BEST

Warm, wet November possible factor; 14 counties set records

INDIANAPOLIS - Indiana deer hunters bagged fewer deer during the 2011 season than the year before, but the 129,018 total was still the fourth-best season on record, according to a report from the Indiana Department of Natural Resources Division of Fish & Wildlife.

The total represented a 3.7 percent drop from the all-time record harvest of 134,004 in 2010. In the 60-year history of the state's modern deer hunting era, hunters have bagged almost 2.99 million deer.

"It becomes somewhat predictable that the harvest would fall in line close to where it has the past couple of years," said Chad Stewart, deer management biologist for the DNR Division of Fish & Wildlife. "It appears in some areas the deer population is in fact down, but those areas aren't many. Overall, the deer herd is thriving in our state."

The 2011 statewide harvest was still almost 5,500 deer above the 10-year average, and 64 counties registered totals that were higher than their 10-year annual averages.

"Though there are always a lot of complaints that come across my desk during and immediately after deer season from hunters who are not seeing the numbers they typically see, the decline of the Indiana deer herd is greatly exaggerated," Stewart said. "Local populations in some areas may be down, but the state's herd is overall abundant and healthy."

Fourteen counties had record harvests: Boone (460), Crawford (1,925), Decatur (727), Floyd (712), Jennings (1,962), Marion (329), Montgomery (1,204), Randolph (667), Shelby (396), Sullivan (1,917), Vermillion (1,380), Vigo (1,507), Wabash (1,798), and White (1,233). It was the third straight record year for Boone and Sullivan, and the second straight for Jennings, Montgomery, Randolph, Shelby and Wabash.

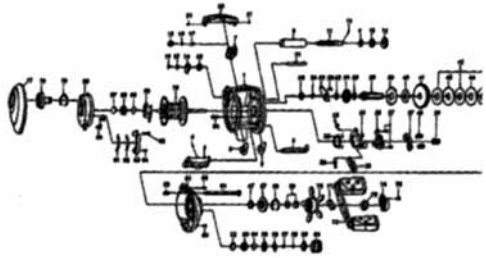
Steuben County led the state for the seventh straight year with 3,532 deer reported. Switzerland County was second with 3,309, followed by Kosciusko (3,123), Noble (3,025), Dearborn (2,885), Franklin (2,876), Harrison (2,680), Washington (2,605), Parke (2,561) and LaGrange (2,523).

The deer hunting season began in urban zones on Sept. 15, followed by a two-day youth only weekend (Sept. 24-25) and then the early archery (Oct. 1-Nov. 27), firearm (Nov. 12-27), muzzleloader (Dec. 4-19) and late archery (Dec. 3-Jan. 1).

Hunters using muzzleloaders logged their third consecutive record year by bagging 33,571 deer in either the firearm or muzzleloader segments, including a record 19,235 in the muzzleloader segment. That was a 10.5 percent increase from the 2010 muzzleloader segment.

CONTINUED ON PAGE 30

HOOSIER REEL
Cleaning & Repair
Ultrasonic cleaning Synthetic lubricants



Cleaning & lubrication \$17.00 per reel
Minor repairs, clean & lube \$20 + parts
3097 Ash Way, Lapel, IN 46051
765-425-6794
hoosierreel@gmail.com

LAUREL HOTEL RESTAURANT
200 E. PEARL ST. LOCATED 1 BLOCK OFF SR 121 IN THE QUAIN HISTORICAL TOWN OF LAUREL, IN

- PAN FRIED CHICKEN
- CHAR-BROILED STEAKS
- SEAFOOD & Much More

• Seafood or Country Buffet, **Fri. - Sat. 4 - 9 P.M.**
• Full Menu, **Sunday 11 A.M. - 8 P.M.**
MENUS AVAILABLE, ALSO CHILDRENS MENU
FAMILY DINING — LARGE BANQUET ROOM
RESERVATIONS WELCOME 765-698-2912
Closed MON-TUE HRS: WED-THU 11am-9pm / FRI-SAT 11am-10pm / SUN 11am-8pm
LESS THAN 10 MINUTES FROM METAMORA

Mower Repair & Sales

NORFLEET Enterprises

Full Service - All Makes & Models
Mowers • Saws • Trimming
Cars • Trucks

Middletown, IN
(765) 354-4151
www.norfleetauto.com



Roaming The Outdoors

CONTINUED FROM PAGE 29

Hunters also harvested 79,717 deer in the firearm segment (down 7.5 percent from 2010); 26,021 in early archery (down 1 percent); 1,726 in late archery (up 2.5 percent); and 2,319 in the youth season (down 0.8 percent).

The early archery total includes deer taken in urban deer zones.

Weather may have been a factor in the lower overall harvest. The Indiana State Climate Office reported above normal temperatures 21 days in November 2011, with eight of those days being 10 degrees or more above normal, making it the ninth warmest November since 1895. It was also the third wettest November in history and the wettest in the past 26 years.

"Both of those can have an effect on not only deer movement in November but also hunter participation," Stewart said. "It's certainly one potential reasonable explanation for the smaller harvest during firearm season, which contributes a great deal to the overall harvest, but it's impossible to say if the decreased harvest is a function of smaller deer populations in some areas or weather factors keeping hunters and deer at bay."

Hunters purchased 276,398 deer licenses in 2011, the most since the DNR began its computerized point-of-sale license system in 2006. It was a 3 percent increase from 2010 (268,485 licenses). All categories showed increases from 2010, led by military/refuge licenses at 23.5 percent and muzzleloader 9 percent, plus a 5 percent increase in youth licenses.

"Indiana seems to be somewhat of an exception to the norm in that our hunters continue to come out and participate in hunting," Stewart said. "This can't be said for many other states that are seeing alarming declines in their hunter numbers."

"Whether it is the tradition that is ingrained in Indiana hunters or benefits seen from an emphasis on recruiting and retaining hunters within the state is hard to say, but something is working, and that is positive."

RARE CRANE PROVING ELUSIVE

Birding enthusiasts continued their quest Friday to get glimpses - and photographs - of an Asian hooded crane that arrived earlier this week at Goose Pond Fish & Wildlife Area near Linton in Greene County, but the bird was proving elusive.

"It was around for a good two to three hours this morning, but nobody has seen it since," Goose Pond property manager Brad Feaster said Friday afternoon.

Snow flurries and cold temperatures cut down on visibility and likely kept the hooded crane and other birds from moving too far.

"This is not a good migration day," Feaster said. "I'm sure the bird is still here. It's just someplace where we haven't found it."

The hooded crane is believed to be the same bird seen at Hiwassee Wildlife Refuge in Tennessee earlier this winter.

How the wayward bird ended up so far from home is unclear. Hooded cranes normally nest in southeastern Russia and northern China and spend their winters in Japan.

DNR photographer Frank Oliver was able to take a few photographs of the hooded crane on Thursday. The photos can be found in the gallery section of the Goose Pond web page at

in.gov/dnr/fishwild/3094.htm.

"The closest I could get (Thursday) was about 1,000 feet away," Oliver said. "It was seen about 100

yards from the road by some folks early this morning but not since. There are hundreds of sandhill cranes around, so it's like looking for a needle in a haystack."

Feaster estimated 50 to 70 bird watchers were at Goose Pond on Friday morning.

"Everyone is driving around trying to find the bird, so it's hard to say," he said. "I've seen vehicle plates from Illinois, Kentucky, Michigan."

An estimated 150 bird watchers have arrived over the last three days from as far away as Georgia, Minnesota, Nebraska, Tennessee, and West Virginia.

The bird was first spotted Wednesday afternoon and was spending its time in Beehunter Marsh on the northeast side of Goose Pond FWA.

The DNR asks that visitors to Goose Pond FWA abide by the following recommendations:

" Sign in at the Beehunter Marsh information booth, near the intersection of Greene County Roads 200-S and 1000-W.

" Where possible, stay in your vehicle.

" Don't harass the birds; maintain a distance that will not cause them to take flight.

" Do not block county roads or private property entrances.

" Respect private property boundaries.

An overall map of Goose Pond FWA is available for download in PDF format at dnr.IN.gov/fishwild/3094.htm. (Click on the "Maps" tab in the center of the page.)

Goose Pond FWA is an 8,000-acre property of restored wetlands and prairie that is owned and managed by DNR and located near Linton.

The property opened in 2005 and has become a regional destination for bird watching and waterfowl hunting. About 260 different bird species have been spotted at Goose Pond FWA.

A confirmed sighting of a roseate spoonbill occurred on June 2, 2009, making Goose Pond FWA the first location in the state to have such a sighting.

Goose Pond FWA was created under the Natural Resources Conservation Service (NRCS) Wetlands Reserve Program (WRP) with the U.S. Department of Agriculture (USDA) and is the seventh largest project of its kind in the country.

Goose Pond FWA was paid for in part through State Wildlife Grants from the U.S. Fish and Wildlife Service, donations to DNR's Nongame Fund, sales of Indiana Environmental License Plates, and contributions from Ducks Unlimited, The Nature Conservancy and other conservation groups.

For more information on the Nongame Fund and how to donate, visit EndangeredWildlife.IN.gov. For more information on the Environmental License Plate visit Enviroplate.IN.gov.

Management of the property is paid for by hunting fees and taxes from the sales of arms, ammunition and archery equipment pursuant to the Pittman-Robertson Act of 1937.

PHOTO CONTEST HISTORIC RESOURCES

Indiana's Division of Historic Preservation & Archaeology is sponsoring its eighth annual photo contest to recognize Historic Preservation Month in May.

The subject of the photo must be in Indiana and more than 50 years old. Images could include anything from a cemetery, to a main street, to an elaborate stained glass window. The contest does not place limitations on the condition of the historic resource. Past entries have involved subject matter with conditions ranging from pristine to undergoing demolition.

The contest is free and photographers can submit up to three entries per person.

Photos will be judged by a panel of Department of Natural Resources representatives, preservation-

ists and photographers. Selected photos will be displayed throughout the state in May.

The deadline to submit is April 6.

For a list of contest guidelines, the mailing address, and the required entry form, go to dnr.IN.gov/historic/3994.htm.

SUPPORTING LOCATIONS CONTINUED FROM PAGE 2

MADISON

Anderson Sales & Service
Circle K
Clifty Tire

MARION

Dunhams Discount Sports

MARKLAND

Shell Service Station

MORGANTOWN

IGA

NEGANDARD CORNER

Haessigs Market

NEW CASTLE

Wilbur Wright Fish & Wildlife Area

NORTH VERNON

Clark Service Station

Crystal Flash Service Stn

Fast Stop

OLDENBURG

Obermeyer Marathon

PATRIOT

Fisk's Grocery & Hardware

PERKINSVILLE

Bundy Ducks

RICHMOND

Dunhams Discount Sports

Merkamp Sales Inc

RISING SUN

BP Service Station

RUSHVILLE

Farthing Grocery Store

Keaton Law Office

Phipps Animal Hospital

West Lost Bridge DNR Office

SALEM

Casey's

Morgan's

SCOTTSBURG

Casey

Swiftly Service Station

SEYMOUR

Citgo

Speed Way

SUNMAN

Sunman IGA

VERNON

Crosley Fish & Wildlife Area

VERSAILLES

Crossroads Family Restnt

Marathon Food Center

Shell Service Station

VEVAY

BP Service Station

WABASH

Dunhams Discount Sports

WEBSTER

Webster General Store

WINCHESTER

Haircrafters

KENTUCKY

MILTON

River Side



BIG MARKS

Bait & Tackle Shop

9430 S. Strain Ridge Rd.
Bloomington, IN 47401
812-824-4868

**High Quality Equipment
at
Working Man's Prices**

*We are Lake Monroe's
Crappie and Catfish
Headquarters*

Located 67 miles south of Indianapolis
1/2 mile from beautiful Lake Monroe

www.bigmarks.proboards80.com

LIVE BAIT

Rosie Reds
Crappie Minnows
Shiners
Gold Fish
Crickets
Jumbo Red Worms
Night Crawlers
Neon Night Crawlers



Jordan's

BAIT SHOP & AUCTION HOUSE

LIVE BAIT - WORMS - MINNOWS

email: 79vet@localnet.com

AUCTION EVERY FRIDAY 6:00 PM

765.397.1923

765.397.3275

3202 Us Hwy 41 Kingman IN

Red Barn Bait, Guns & Deli

"NEW ADDITION"



Hunting, Fishing, Camping,
Guns, Ammo & Accessories
Buy - Sell - Trade
Open 7 Days
Phone: (812) 883-6483
For all your hunting & camping needs stop by the Red Barn
3 1/2 Miles North of Salem on SR 135

Gad's Corner



Shelby Bertsch, age 16, took her first deer, an 8 point buck in Wayne County. (Photo by Traci Bertsch)



Timothy Lear took thi 6 point, 135 pound buck in November 2011. (Dave's Triangle Inc. Photo, Brookville Lake, IN)



Joe Richardson took this male coyote. It weighed 36 pounds 10 oz. (Dave's Triangle Inc. Photo, Brookville Lake, IN)

COLOR RATES: 1 SPOT COLOR (ALL SIZES) \$10 • FULL COLOR 4-10 COL IN \$15 / 12-24 COL IN \$25 / 26-48 COL IN \$35 / 50-96 COL IN \$50

MAIL TO: The Gad-a-bout, P. O. Box 85, Centerville, IN 47330

THE GAD-A-ABOUT ADVERTISING RATES

PLEASE NOTE: EACH DOLLAR AMOUNT BELOW IS PER INSERTION

FULL PAGE 15.75" X 10.37"	1/2 PAGE ALT. SIZES 8" X 10.37" 12" X 6.88" 15.75" X 5.13"	1/3 PAGE ALT. SIZES 5.25" X 10.37" 8" X 6.88" 15.75" X 3.37"	1/4 PAGE ALT. SIZES 4" X 10.37" 6" X 6.88" 8" X 5.13"	1/8 PAGE ALT. SIZES 3" X 6.88" 4" X 5.13" 6" X 3.37"	1/10 PAGE ALT. SIZES 3" X 5.13 4.5" X 3.37"	4 COL INCH ONE SIZE 4" X 3.37"	1/15 PAGE MONOPOLY CARD SIZE ONE SIZE 3" X 3.37"
96 COL. IN.	48 COL. IN.	32 COL. IN.	24 COL. IN.	12 COL. IN.	9 COL. IN.	8 COL. IN.	6 COL. IN.
1 TIME	1 TIME	1 TIME	1 TIME	1 TIME	1 TIME	1 TIME	1 TIME
\$7.00 PCI	\$7.00 PCI	\$7.00 PCI	\$7.00 PCI	\$7.00 PCI	\$7.00 PCI	\$7.00 PCI	\$7.00 PCI
\$651.00	\$336.00	\$224.00	\$168.00	\$84.00	\$63.00	\$56.00	\$42.00
2-11 TIMES	2-11 TIMES	2-11 TIMES	2-11 TIMES	2-11 TIMES	2-11 TIMES	2-11 TIMES	2-11 TIMES
\$6.00 PCI	\$6.00 PCI	\$6.00 PCI	\$6.00 PCI	\$6.00 PCI	\$6.00 PCI	\$6.00 PCI	\$6.00 PCI
\$558.00	\$288.00	\$192.00	\$144.00	\$72.00	\$54.00	\$48.00	\$36.00
12 TIMES	12 TIMES	12 TIMES	12 TIMES	12 TIMES	12 TIMES	12 TIMES	12 TIMES
\$5.00 PCI	\$5.00 PCI	\$5.00 PCI	\$5.00 PCI	\$5.00 PCI	\$5.00 PCI	\$5.00 PCI	\$5.00 PCI
\$465.00	\$240.00	\$160.00	\$120.00	*\$60.00	\$45.00	\$40.00	\$30.00

ADVERTISERS INFORMATION

(PLEASE PRINT LEGIBLY OR TYPE)

SALESPERSON: _____ DATE: _____

BUSINESS NAME: _____

OWNER NAME (S) _____ MGR. OR OTHER _____

STREET OR P.O. BOX: _____

CITY _____ STATE _____ ZIP CODE _____

PHONE: _____ FAX: _____

CELL PHONE: _____ OTHER: _____

E-MAIL: _____ WEB SITE: _____

Ad Size _____ Rate: \$ _____ Monthly Cost: \$ _____

METHOD OF PAYMENT & DATE - CHECK NUMBER: _____ CASH: _____

PLACE AD IN JAN FEB MAR APR MAY JUN JUL AUG SEP OCT NOV DEC
(CIRCLE APPROPRIATE MONTH (S) • WRITE BELOW MONTH THE YEAR ADVERTISING BEGINS)

Customer Authorization Signature: _____ DATE: _____

(ADVERTISING NOT ACCEPTED FOR: ALCOHOL, TOBACCO OR GAMBLING)



Ed Brown took this 10 point, 170 pound Buck. (Dave's Triangle Inc. Photo, Brookville Lake, IN)



Calabe Reece took this 6 point, 120 pound buck. (Dave's Triangle Inc. Photo, Brookville Lake, IN)

Light House Bait & Tackle

6330 So. C.R. 575 E
Selma, IN 47383
Ph. (765) 286-5049

2830 E. Memorial
Muncie, IN 47302
Ph. (765) 287-8587

Open 7 Days

MIDLAKE TRADING POST

Minutes from Brookville Lake
Fairfield Ramp Road

Active Bait & Tackle business FOR SALE
with living quarters & 2.5 car garage,
on 1.4 acres. Inventory included!

Bait, Tackle, Ice, Pop, Propane, Groceries,
Batteries, Camping Supplies.

Boat Storage for 50+ Boats/RV's

765-458-7554 or 765-458-0057

Shadyside Bait & Tackle

Opening March 25th "Welcome Back"

Snack Shack
Breakfast and Lunch

HRS: Mon - Sat 7 a.m. to 7 p.m. / Sun 7 a.m. to 6 p.m.

Tim Gladney

1117 Alexandria Pike
Anderson, IN 46012

765.649.9025

Southeastern Indiana's Newest and Most Exciting Outdoor Adventure Store



MANY NEW 2011 HOYT BOWS IN STOCK



See us on Facebook "Fields' Outdoor Adventures" for news, specials and up and coming events.



BIO LOGIC SPRAYERS & PUSH SPREADER

THE PLACE FOR ALL YOUR FOOD PLOT NEEDS



BIO LOGIC BACK PAK SPRAYER



50# BROADCAST PUSH SPREADER

HOME SECURITY
BIO-METRIC
SAFES & PEPPER SPRAY
"IN STOCK"



2ND ANNIVERSARY
JUNE 15, 16, 17, 2012
OVER \$8,000.00 IN PRIZES

COMING SOON
"CANNON SAFES"



FIELDS OUTDOOR
ADVENTURES
HUNTER SAFETY
COURSE
APRIL 7, 2012
8:00 A.M. - 6:00 P.M.
CALL US TO MAKE YOUR
RESERVATIONS

- Guns & Ammo • Bows & Archery Supplies • Hunting Equipment • Fishing Equipment • Live Bait • Hunting & Farm Clothing
- Hunting & Farm Footwear • Deer/Turkey Check Station • DNR Licenses • Indoor Archery Range

If we do not have it, we will work hard to get it!!

126 S. Perkins St., Rushville, Indiana 46173 (765) 932-3964

www.fieldsoutdooradventures.com

"FAMILY OWNED AND OPERATED"

Open Tues thru Sat 10 A.M. - 6 P.M. / Sun 1 P.M. - 5 P.M.

