

FREE HERE & ON [www.thegadabout.com](http://www.thegadabout.com)

THE DECEMBER 2011 MERRY CHRISTMAS

# GAD-A-BOUT™

HUNTING, FISHING, ARCHERY CAMPING, COOKING, HUMOR, DOGS, HORSES, TRAVEL, NEWS, OPINIONS, ETC.

## 2012 SPORT SHOW LIST

CINCINNATI SHOW JAN 20-22 & 25-29

INDIANAPOLIS SHOW FEBRUARY 17-26

### IN THIS ISSUE

- Roaming The Outdoors 4  
by Ray Dickerson
- Fishing Brookville Lake 5  
by Tag Nobbe
- NOT A LICENSED DRIVER... 6  
by Sgt. John Bowling
- Tree Stand Safety Tips 7  
by ICO Gary Catron
- Great Lakes of Wabash 8  
by Ryan Pershing
- Native 23rd Psalm & Sign 10  
by Golden Eagle
- Becoming a Captain 12  
by Capt. Mike Schoonveld
- Winterize your boat 13  
by Bill Embry
- Cowboy Mounted Shootin' 14  
by Bob Chappin
- GAD'S CORNER 16-17+**
- Bullet Went Crooked... 18  
by Dan Graves
- New Squirrel Gun 19  
by Don Bickel
- Talented Taxidermist 20  
by Paul McCloud
- Start Youngun's Early 21  
by Phil Junker
- Beginner at Camping? 22  
by John & El McCory
- Buried Treasure 24  
by Rich Creason

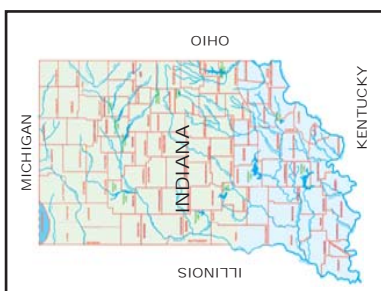


SEE SPORT  
SHOW SPECIAL  
AD RATE ON  
PAGE 2 & 30

"ROY RANGER AND ROCKY" REAR UP AT THE END OF  
A COMPETITION SHOOTING RUN SEE PAGES 14-15



BROOKVILLE LAKE A DESTINATION POINT AFTER  
VISITING 2012 SPORT SHOWS - SEE "TAG" PAGE 5  
ADVERTISER'S INDEX & PICK-UP PTS PG 2&31 ABOUT THE COVER PHOTOS SEE PAGE 3



TO ADVERTISE IN THE GAD-A-BOUT SEE RATES ON PAGE 32 • CALL TOLL FREE 1-877-855-4237 • CELL 1-765-960-5767 • [ray@thegadabout.com](mailto:ray@thegadabout.com)

## ANDERSONS'

Sales & Service

Madison, In

2914 CLIFTY DR

812-273-4262

July 1 - February 28

M-F 8:00 AM - 5:00 PM / Sat 8:00 AM - 1:00 PM

March 1 - June 30

M-F 8:00 AM - 6:00 PM / Sat 8:00 AM - 4:00 PM

GREAT THINGS  
COME IN BIG PACKAGES.

INTRODUCING  
**BIG RED.**



[bigred.honda.com](http://bigred.honda.com) MULTI-PURPOSE UTILITY VEHICLES CAN BE HAZARDOUS TO OPERATE. FOR YOUR SAFETY, BE RESPONSIBLE. ALWAYS WEAR A HELMET, EYE PROTECTION AND APPROPRIATE CLOTHING. ALWAYS WEAR YOUR SEAT BELT, AND KEEP THE SIDE NETS AND DOORS CLOSED. AVOID EXCESSIVE SPEEDS, AND BE CAREFUL ON DIFFICULT TERRAIN. ALL MAJOR DRIVERS SHOULD WATCH THE SAFETY VIDEO. MULTI-PURPOSE UTILITY VEHICLES: A GUIDE TO SAFE OPERATION AND READ THE OWNER'S MANUAL BEFORE OPERATING THE VEHICLE. NEVER DRIVE UNDER THE INFLUENCE OF DRUGS OR ALCOHOL. ON PAVED ROADS, OR WITH MORE THAN ONE PASSENGER, BIG RED IS ONLY FOR DRIVERS 18 YEARS AND OLDER. DRIVER AND PASSENGER MUST BE TALL ENOUGH FOR SEAT BELT TO FIT PROPERLY AND TO BRACE THEMSELVES WITH BOTH FEET FIRMLY ON THE FLOOR. PASSENGER MUST BE ABLE TO GRASP THE HAND HOLD WITH THE SEAT BELT ON AND BOTH FEET ON THE FLOOR. RESPECT THE ENVIRONMENT WHEN DRIVING. Big Red is a trademark of Honda Motor Co., Ltd. ©2008 American Honda Motor Co., Inc. (7/08) 08-0395

WHEN YOU'VE GOT  
A TOUGH JOB,  
TALK TO THE  
FOREMAN.

THE FOURTRAX  
FOREMAN® 4X4 ES  
WITH POWER STEERING



STOP BY TODAY AND SEE  
OUR FULL LINE OF  
**Honda ATV'S**  
&  
**MOTORCYCLES**



[honda.com](http://honda.com) UTILITY ATVs ARE RECOMMENDED ONLY FOR RIDERS 18 YEARS OF AGE AND OLDER. ATVs CAN BE HAZARDOUS TO OPERATE. FOR YOUR SAFETY, BE RESPONSIBLE. READ THE OWNER'S MANUAL. ALWAYS WEAR A HELMET, EYE PROTECTION & PROTECTIVE CLOTHING. BE CAREFUL ON DIFFICULT TERRAIN. ALL ATV RIDERS SHOULD TAKE A TRAINING COURSE (FREE FOR NEW BUYERS. ASK YOUR DEALER OR CALL ASI AT 800-887-2887). NEVER RIDE UNDER THE INFLUENCE OF DRUGS OR ALCOHOL, ON PAVED SURFACES, ON PUBLIC ROADS, WITH PASSENGERS, AT EXCESSIVE SPEEDS, NO STUNT RIDING. RESPECT THE ENVIRONMENT WHEN RIDING. FourTrax Foreman is a trademark of Honda Motor Co., Ltd. ©2009 AHMC, Inc. (4/09) 09-0573



**ADVERTISER INDEX**  
**YOU CAN PICK UP A FREE COPY**  
**OF THE GAD-A-BOUT AT THESE**  
**ADVERTISER LOCATIONS LISTED**

**INDIANA**  
**AMBOY**  
 IN Deer & Elk Farmers' Assoc Pg 20  
**ANDERSON**  
 Crackshot Guns Pg 25  
 Girt's Archery Pg 29  
**AURORA**  
 Re/Max Advantage 1 Pg 16  
**AUSTIN**  
 Austin Westside Sunoco Pg 18  
 Burris Electric & Plumbing Pg 18  
 Colwell Wildlife Studio Pg 4  
 S & L Electric Inc. Pg 23  
**BROOKVILLE**  
 52 Pik-up Convenience Store Pg 5  
 Dairy Cottage Pg 11  
 Hunter's Choice Deer Procsng Pg 5  
 Noble Boys Furniture Pg 11  
 Save-a-lot Pg 29  
**BROOKVILLE LAKE AREA**  
 Barton Bay Pg 2  
 Chalet For Sale Franklin Co Pg 21  
 Dave's Triangle LLC Pg 28  
 Frame's Outdoor Pg 5  
 Hunting Land For Sale Pg 18  
 Parkside Marine & More Pg 3  
 Steve's Marine Pg 12  
**CAMBRIDGE CITY**  
 Amish Cheese Shop Pg 10  
**CENTERVILLE**  
 TW's Taxidermy Service Pg 29  
 Vanfleet's Taxidermy Pg 20  
**CONNERSVILLE**  
 Griffey Farms Pg 15  
 Jerry's Wildlife Creations Pg 21  
 Matt's Custom Guns Pg 15  
 Rem-Bu Gun & Ammo Shop Pg 19  
**CRAWFORDSVILLE**  
 Hunters Dream Taxidermy Pg 26  
**DEPUTY**  
 Marion's Greenhouse Pg 22  
**DERBY**  
 House on Ohio River For Sale Pg 21  
**DUBLIN**  
 Rihm's Meat Processing Pg 28  
**FARMLAND**  
 Concrete Creations Pg 24  
**GREENFIELD**  
 Buck Scrape Taxidermy Pg 26  
 Highsmith Guns Pg 22  
 Jensen's Pawn & Guns Pg 15  
**GREENSBURG**  
 Country Mart/Premier Ag Pg 14  
 Guns & Tackle, Inc. Pg 21  
 Wagner's Barber Shop Pg 27  
**HAGERSTOWN**  
 Big Daddy's Guns & More Pg 7  
 David Federico, Attorney Pg 2  
**HARDY LAKE**  
 Pioneer Village Pg 4  
**INDIANAPOLIS**  
 Carley Farms/Stealth Dealer Pg 25  
 Indiana State Police Pg 6  
 www.IndianaOutfitters.com Pg 9  
 Wanamaker Guns Pg 27  
**KNIGHTSTOWN**  
 Knightstown Meats & Catering Pg 17  
 McDonald's Bait & Tackle Pg 23  
**KOKOMO**  
 Martino's Italian Villa Pg 10  
**LAKE MICHIGAN AREA**  
 Brother Nature Charters Pg 12  
**LAPEL**  
 Hoosier Reel Pg 27  
**LAUREL**  
 Laurel Hotel & Restaurant Pg 10  
**LEXINGTON**  
 McCleery's Dog Carriers. Pg 7  
**LIBERTY**  
 Carl Sharp State Farm Ins Pg 25  
 Country Mark Station Pg 18  
 J's Restaurant Pg 11  
 J.A. Bertch Hardware Pg 28  
 Liberty Restaurant Pg 11  
 P.R.S. Insurance Pg 29  
 Pizza King Pg 4  
 The Country Store Pg 3  
**LITTLE YORK**  
 Little York Store & Restaurant Pg 10  
**LOGANSPOUT**  
 Dale Hardy Supplies Pg 3

**MADISON**  
 Anderson's Honda Pg 1  
 Burris Elect & Plumbing Pg 18  
 Madison Outdoors Pg 25  
**MARION**  
 Riverside Sporting Gds Pg 24  
**MCCORDSVILLE**  
 Cap'n Hooks Bait & Tackle Pg 24  
**METAMORA**  
 Hearthstone Restaurant Pg 11  
**MIDDLETOWN**  
 Norfleet Enterprises LLC Pg 24  
**MILROY**  
 Milroy Shoes Pg 29  
 Troyers Country Store & Bakery Pg 11  
**MONROE RESERVOIR**  
 Bill Embry Legend Boats Pg 13  
**MUNCIE**  
 McGalliard Guns & More Pg 31  
**NEW CASTLE**  
 J & J Farms Pg 27  
**NINEVEH**  
 Ed's Trading Post Pg 15  
**NOBLESVILLE**  
 Log Home Center Pg 14  
 NURPU River & Mtn Supply Pg 12  
**NORTH VERNON**  
 Diekhoff Mower Sales Pg 22  
 John's Gun & Tackle Pg 18  
**PENDLETON**  
 Rick's Man Cave Pg 25  
 Sign-age Custom Graphic Arts Pg 27  
**RICHMOND**  
 Army Navy Store Pg 26  
 Best Stop Auto Care Pg 13  
 Mendenhall Hardware Pg 10  
 Middleton Tool Sharpening Pg 3  
 Riggle-Waltermann Mortuary Pg 26  
 Rogan Equipment, Inc Pg 8  
 Tri County Awards Pg 26  
**RUSHVILLE**  
 Fields' Outdoor Adventures Pg 32  
 Flatrock Hunting Preserve, Inc Pg 24  
 Jerry Adams Taxidermy Pg 16  
**SALEM**  
 Red Barn Bait Shop Pg 4  
**SALAMONIES LAKE AREA**  
 Bozarth Country Store Pg 8  
 D&J's Corner Mart Pg 19  
 Peacepipe Bait & Tackle Pg 28  
**SCOTTSBURG**  
 Barretts Deer Processing Pg 19  
 C & T Cycles Pg 19  
 Rick & Jeff's Floor Coverings Pg 23  
 Scotts Ace Hardware Pg 21  
**SELMA**  
 Dry Dock Marina Pg 13  
**SHELBYVILLE**  
 The Gun Den Pg 5  
**SEYMOUR**  
 Burris Elect & Plumbing Pg 18  
**STRAUGHN**  
 Girt's Archery Pg 29  
**SUMMIT LAKE AREA**  
 Summit Lake Bait & Tackle Pg 25  
**VALLONIA**  
 Tollivers Hunting & Fishing Supls Pg 28  
**VERSAILLES**  
 SEastern IN Hunting Properties Pg 19  
**VEVAY**  
 Dutch Discount Groceries Pg 31  
**WILLIAMSBURG**  
 Glick's Butcher Shop Pg 13  
**OHIO**  
**CINCINNATI**  
 Stories by Golden Eagle Pg 10  
**EATON**  
 The Rodeo Shop Pg 15

**SUPPORTING PICK-UP LOCATIONS**  
**ABINGTON**  
 Abington General Store  
**ALEXANDRIA**  
 Clock Shop  
**ATTERBURY**  
 Atterbury Fish & Wildlife Area  
**AURORA**  
 Marathon Service Station  
 Shell Service Station  
**AUSTIN**  
 256 Hardware  
**BEANBLOSSOM**  
 Beanblossom Market  
**BROOKVILLE LAKE AREA**  
 CONTINUED ON PAGE 31

**CALL US ABOUT OUR**  
**"SPORT SHOW SPECIAL"**  
**ADVERTISE IN ALL THREE ISSUES**  
**JANUARY/FEBRUARY/MARCH**  
**AT YEARLY RATE \$5.00 P/COL/IN**  
**FILL OUT CONTRACT ON PG 29**  
**SEND IN BEFORE 11-30-11**  
**CALL 1-877-855-4237 TOLL FREE**  
**BEST \*CELL 1-765-960-5767**  
**READ GAD-A-BOUT FOR FREE @**  
**[www.thegadabout.com](http://www.thegadabout.com)**  
**Visit Gad-a-bout Booth**  
**2012 INDIANAPOLIS SPORT SHOW**  
**FEBRUARY 17 THRU 26, 2012**



**BANKRUPTCY ATTORNEY**  
**DAVID A. FEDERICO**  
 Both Chapter 7 and Chapter 13  
 Friendly personal attention from an experienced attorney  
 49 East Main Street in Hagerstown  
 765-489-5888

**FREE CONSULTATION**  
**"PROTECT YOUR FINANCIAL FUTURE"**  
 This advertisement is for a debt counseling provider

**BARTON'S BAY BOAT STORAGE & SERVICE**



10055 SR 101, Brookville, IN 47012 Phone/Fax 765-647-5647  
 E-mail: [bartonsbay@bartonsbay.com](mailto:bartonsbay@bartonsbay.com) / Website: [www.bartonsbay.com](http://www.bartonsbay.com)

**WINTERIZING ALL BRANDS**  
**CERTIFIED SERVICE MERCURY**  
 Reserve your indoor storage **NOW**

**30' X 12' COVERED**  
**STORAGE \$75.00 MONTH**




**BUILT FOR THE LIFELONG PURSUIT OF FUN.**  
 MERCURY EFI FOURSTROKES  
 Power by **MERCURY**  
 1 On The Water™





# THE GAD-A-BOUT™

## IN THIS ISSUE

December 2011 • Volume XXI • N0. 261

Created & Published by Ray Dickerson  
P.O. Box 85

Centerville, IN 47330-0085

CONTACT THE GAD-A-BOUT

Toll Free: 1-877-855-4237 - Lv Message

Cell Phone: 765-960-5767

Office Phone: 765-855-3857

Fax: 765-855-3857 (Call First)

Website:

[www.thegadabout.com](http://www.thegadabout.com)

E-Mail: [ray@thegadabout.com](mailto:ray@thegadabout.com)

(No Subscriptions Sent by Mail)

COPYRIGHT BY GADCOE 2011

DISCLAIMER: The ideas and opinions expressed by the writers appearing in The Gad-a-bout are not necessarily the same as the publishers.

### SPECIAL FEATURES

Cowboy Mounted Shooting in Indiana by Bob "Roy Ranger" Chattin . . . . . Pages 14 & 15  
"Welcome Home Vietnam Veterans" & the "Moving Wall at Richmond, IN August 24-28, 2011 . . . . . Pages 16 & 17  
Richard T. Gaston Memorial Walleye/Bass/Catfish Tournaments September 17, 2011 Results . . . . . Page 24-25

### REGULAR FEATURED OUTDOOR WRITERS

Roaming The Outdoors by Ray Dickerson ( ) . . . . . Page 4  
So You Wanna Catch More Fish by Tag Nobbe (*Fishing Brookville Lake in December . . .*) . . . . . Page 5  
News from the Indiana State Police by Sgt. John D. Bowling (*Not a licensed driver, New Detection Device*) . . . . . Page 6  
IDNR News by PIO Gary Catron (*Don't Fall From It This Hunting Season*) . . . . . Page 7  
Great Lakes of the Wabash River-Fishing News (*Deer Hunting Opportunities Abound in our area*) . . . . . Page 8  
Talking Leaves by Golden Eagle (*Christmas recalls the memories.....*) . . . . . Page 10  
Kampfire Kookin' by Ray McCune (*A Big ole' Kampfire Kookin' Tip for a Wonder Powder*) . . . . . Page 11  
Fishing Lake Michigan by Capt. Mike Schoonveld (*Learning To Turn Pro*) . . . . . Page 12  
Bass Fishing Techniques by Bill Embry (*Winterization of your Bass Boat*) . . . . . Page 13  
Misfires and Snags by Dan Graves (*Shot Straight...But The Bullet...Went Crooked*) . . . . . Page 18  
News from West Central Indiana by Don Bickel (*Squirrel Hunting with a Different Type of Gun*) . . . . . Page 19  
Looking Downstream by Paul McCloud (*Born to be a Taxidermist*) . . . . . Page 20  
Outdoor Tales by Phil Junker (*Start youngster early in outdoors*) . . . . . Page 21  
Camping Here & Beyond by John and El McCory (*Getting Started in Camping*) . . . . . Page 22 & 23  
Outdoors with Rich Creason (*Outdoor Writers Find Buried Treasure*) . . . . . Page 24 & 25  
The Order of Red Men by Malcolm Greene (*News*) . . . . . Page 26

### GAD-A-BOUT DEPARTMENTS

Advertiser Index, Advertiser Supporting Pick-up Locations & Developing Area Pick-up Locations . . . . . Page 2 & 31  
Rate Sheet, Contract Form . . . . . Page 30  
Gad's Corner (Readers and Other Fish & Game Photos, Send in your Photo or other) . . . . . Pages 16, 17, 30 & 31

### THE COVER PHOTOS

**Top:** Bob "Roy Ranger" Chattin has Rocky, his 18 year old Quarter horse rear up (voice command) at the end of a "Cowboy Mounted Shooting run. Bob is the founder of the Illiana Rangers who compete in Indiana, Illinois, Ohio, Kentucky, Wisconsin. See Article and Photos on pages 14 & 15 (Illiana Rangers Photo)

**Bottom:** Doug Becker from Okeana and Mike Biser from Cincinnati, Ohio holding four nice walleye caught in Brookville Lake this fall while fishing with Professional Fishing Guide "Tag" Nobbe. See page 5 for an indepth article on how to fish Brookville in December, including precautions & common sense suggestions. (Tag Nobbe Photo)

**MIDDLETON**  
**TOOL SHARPENING & THE CAR CLINIC**  
 IMPORTS & DOMESTIC • PARTS & SERVICE  
 AUTO REPAIR • TUNE UPS • BRAKES  
 ENGINE DIAGNOSIS • AIR CONDITIONING  
 LARRY MIDDLETON - OWNER ASE CERTIFIED  
 37 YEARS EXPERIENCE  
 630 N.W. 5th STREET  
 RICHMOND, IN 47374  
 765-962-6996  
 COMPLETE SHARPENING SERVICE




**CRESTLINER BOATS**  
**DEALER OF THE YEAR**



1750 FISH HAWK



1900 SUPER HAWK



1600 FISH

**HARRIS Flotebote**



200 CRUISER CX



250

**"2012" BOAT SHOW SPECIALS**  
 COME SEE US AT THE CINCINNATI, OH & INDIANAPOLIS IN, SPORT, BOAT & TRAVEL SHOWS

7191 Fox Run Rd Brookville, IN 47012  
 765-647-4619  
 E-mail: [pmarine@wwremc.net](mailto:pmarine@wwremc.net) Website: [parksidemarineandmore.com](http://parksidemarineandmore.com)

**PARKSIDE MARINE & MORE, INC.**  
 BROOKVILLE, INDIANA

"We are located across the road from Mounds S.R.A. Entrance at Brookville Lake"

**THE COUNTRY STORE**



SUPPLIES FOR A COUNTRY WAY OF LIFE!

CRAFTS • GIFTS • HOME FURNISHINGS  
 FISHING & HUNTING LICENSES  
 CAMPING SUPPLIES • LIVE BAIT  
 LP GAS • FIREWOOD • ICE  
 "CASE KNIFE DEALERSHIP"

302 S. Main St., Liberty, IN 47353  
 765-458-9977

**Dale Hardy Supplies**  
 Just 2 Miles North of US 24 on US 35  
**Logansport, Indiana**  
 (574) 753-6843



• Houndsmen Dog Boxes • Cajun Lights  
 • Nite Lites • Hunting & Trapping Supplies  
 • Diamond Dog Food • Buyer of Wild Root  
 • Red Wing Shoes • Carhartts  
 • Horse Supplies & Tack • Custom Leather

**Carhartt** Monday - Friday 9-6  
 Saturday 9-5  
 Closed Sunday  
 Hard at work since 1889

[www.dalehardysupplies.com](http://www.dalehardysupplies.com)  
[dalehardy\\_supplies@hotmail.com](mailto:dalehardy_supplies@hotmail.com)



# Roaming The Outdoors



by Ray Dickerson

### THE GAD-A-BOUT IS FREE

At Advertiser locations and Advertiser support locations (see advertisers index on page 2 and support locations on page 31) and read The Gad-a-bout on website: [www.thegadabout.com](http://www.thegadabout.com)

The question has come up many times about when the next issue will be available for pickup. The third Monday of the month is the best bet. Some months it may be a day or two before or after, but those months are just a few. i.e. the December issue in my area will be out by November 15th, further out areas it will be November 18th. Normally you can open it up on the website before it is delivered.

### NO SUBSCRIPTIONS SENT BY MAIL

When I did send subscriptions by mail from early 1990's to spring of 2010 I barely got enough to pay part of the expense of the permit and mailing expense. In early spring of 2010 I had to stop mailing The Gad-a-bout due to Postal Service Guidelines and the lack of readers wanting to pay subscriptions for a FREE paper.

Since that time and especially in last few months I am getting daily and weekly requests by e-mail, telephone and letter requesting information on how they (reader) can subscribe to The Gad-a-bout. The answer is NO, I don't send subscriptions by mail to anyone.

When I dropped the subscriptions I worked out a deal with Eric Stallsmith (The Technological Edge) owner who built my website [www.thegadabout.com](http://www.thegadabout.com) and made it possible for all those people who used to pick up The Gad-a-bout in areas of the state of Indiana I no longer drive to anymore and former subscribers could open the paper on the website and still get to read it for FREE.

The Gad-a-bout is still FREE, it can still be picked up for FREE at Advertiser locations (list on page 2) at supporting locations for advertiser (list on page 2 & 31) and you can open it up on my website for FREE [www.thegadabout.com](http://www.thegadabout.com). There are two sizes on the website. The left image you click onto if you have Dial Up Internet (low resolution) or you click onto the right image (high resolution) if you have High Speed Internet. Click now on website address in this paragraph and it will link you to the website automatically.

### GUIDE LINES FOR GAD'S CORNER

Due to the number of pictures I am receiving now for Gad's Corner it is imperative that I set some guide lines for photos that are sent. The photos must meet a rectangular size limit, being wider than tall so the photo may be reduced to fit within the general size of columns of newspaper which is 3" Tall x 3.37" Wide. When I have excess space (not often) the size of photo may be larger.

Too many times I receive photos taken vertically which measure 6" Tall x 4" Wide and fill the photo from top to bottom. An example of those appear in this issue, you can see that the width has been reduced and they don't fit the width of the columns. A good example is Landen Sullivan on page 31 lower left corner and Mooch Bowers on page 17 in upper right corner.

Also I reserve the right to alter the photo by removing tongues hanging out of game animals, blood, tobacco use, alcohol use and anything else that might offend the reader, I do this by retouching photos in photoshop, I also make adjustments to the photo to make it show up better when it is printed. Some photos I can't do anything with, but I put them in if you send them anyway just so you can see your photo in The Gad-a-bout.

For the best results send photos that have good contrast, bright subjects, no back lighting (face or subject darkened and in shadow caused by the sun behind subject) and last but not least for best results send photo that measures wider than tall, i.e. 5-6" Wide x 3-4" Tall or if digital file wider than tall.

### PHOTO CORRECTION

In the upper right hand corner of this page is a photo that appeared in the November Gad-a-bout on page 16 of the Placement of the Visitor, the far left Veteran's name is actually Fred Jewett (carrying Boots).

Unfortunately too many times when it comes to getting names for photos errors are made, not intentionally but mostly due to lack of time and an approaching print deadline. I apologize for this error, it wasn't intentional.



Left Photo: Mark Stover, U.S. Army 101st Airborne when he arrived at Bin Hoa, Vietnam 1970. Right Photo: Wayne County Deputy Sheriff Mark Stover, today in Richmond, IN.

### NEW VETERAN'S COLUMN IN JAN 2012

I am remiss in my intentions to write more articles about Veterans. Especially due to the fact that too many are passing on without their stories being told before they pass on. The fact is that I don't seem to have the time needed to do this, so I have asked a Veteran, Mark Stover, from Richmond, IN to begin writing a regular column in The Gad-a-bout beginning with the January 2012 issue. Mark accepted my invitation. Some of you readers might remember the story I did on Mark in May of 2010. Mark served his Country in the Vietnam War and continues to serve as a Veteran who volunteers to serve his fellow Veterans. As you can see in the photo above, Mark is a member of the Wayne County Sheriff's department. With Mark's help you will be able to read more about Veterans in The Gad-a-bout in the coming issues.

### FAREWELL TO A BEST BUDDY

Recently I learned through a long time friend, Dovin Coffey, that Byron O'Bayley passed away. Several weeks ago Dovin called and said he had a

CONTINUED ON PAGE 27



Placement of the Visitor by a Vietnam Veteran Honor Guard led by Joe Goebel (carrying Rifle), followed by Ron Weadick (carrying Helmet) and Fred Jewett (carrying Boots).



## PIONEER VILLAGE

Gateway to Hardy Lake

- LIVE BAIT • TACKLE
- FIREWOOD • GAS
- BIO-DIESEL
- FISHING LICENSE

- HOT FOOD • DELI
- ICE • POP • CHIPS

3614 E. Hwy. 256  
Scottsburg, IN 47170  
PH: 812-794-2769

[www.pioneersvillage.com](http://www.pioneersvillage.com)  
E-mail: [whittymore@pioneersvillage.com](mailto:whittymore@pioneersvillage.com)

## Red Barn Bait, Guns & Deli

"NEW ADDITION"



Hunting, Fishing, Camping, Guns, Ammo & Accessories

Buy - Sell - Trade

Open 7 Days

Phone: (812) 883-6483

For all your hunting & camping needs stop by the Red Barn

3 1/2 Miles North of Salem on SR 135

## COLWELL WILDLIFE STUDIO



Mike Colwell  
Taxidermist  
4346 N. Bogardus Rd.  
Austin, IN 47102  
812-528-3931

CALL: 812-528-3931

Why Cook Tonight, When We'll Deliver It right?



Lunch & Dinner

of Liberty

11:00 A.M. - 10:00 P.M. SUNDAY Thru THURSDAY  
11:00 A.M. - 12:00 A.M. FRIDAY & SATURDAY

201 North Main Street - Liberty, IN 47353

DINE IN CARRY OUT DELIVERY (765) 458-5775



**THE GUN DEN**  
 Buy - Sell - Trade  
 337 Roosevelt Dr. Shelbyville, IN 46176  
 (317) 398-3852  
**FOR ALL YOUR OUTDOOR & HUNTING NEEDS**  
 CHECK OUT OUR WEBSITE AT  
[www.thegundenonline.com](http://www.thegundenonline.com)  
 We will have 12 different items  
 on sale every 12 hours  
 We do special orders and layaways  
 We do consignments too

**Frame's Outdoor**  
 Remington COUNTRY  
**Frame's Outdoor**  
 • Fishing, Hunting  
 • Fort Knox Gun Safes  
 • Cooper Custom Rifles  
 • Camping, Firewood  
 • Live Bait  
 Whitewater State Park  
 Brookville Lake  
 Hunting & Fishing Headquarters  
 Deer and Turkey Check-In Station  
 Call: 765-458-7227  
 855 South State Road 101  
 Liberty, IN 47353  
 Website: [www.framesoutdoor.net](http://www.framesoutdoor.net)  
 E-mail: [framesoutdoor@aol.com](mailto:framesoutdoor@aol.com)

**HUNTER'S CHOICE**  
 DEER PROCESSING  
 6164 Highland Center Rd  
 Brookville, IN 47012  
**\$65.00**  
**STANDARD**  
**CUT**  
**513-403-7667**  
**765-309-3015**  
 FREE DROP OFF FOR  
**FARMERS & HUNTERS**  
**FEEDING THE HUNGRY**  
[www.thehunterschoice.net](http://www.thehunterschoice.net)



# So You Wanna Catch More Fish



by **Tag Nobbe**  
 Professional Fishing Guide

## Fishing Brookville Lake in December. . . .

If your going to fish Brookville Lake in December you better be prepared. Winter fishing is a bit different then summer fishing. In the summer if it rains you get wet, in the winter if it rains you can't get your boat out of the water.

Preparation is key, lets start with the boat. You need to be fishing out of a boat that has an outboard motor. When you pull the boat out of the water at the end day, just lower the motor for a minute to drain the water from around the propeller, thats it. One thing that I do is change the lower unit oil in the motor in the fall, just in case I got any water in there through out the summer. Another thing you better have is a good battery. In the winter there is just not a lot of people around to give you a hand. I carry a set of jumper cables in the boat that will reach from my trolling motor battery to my cranking battery, that way you can just jump yourself.

In your truck you need to have a couple of bags of sand and a couple of bags of salt to help get yourself out of a bad situation at the boat ramp. When launching your boat keep in mind that the lake is down 8 feet from summer pool. Some boat ramps are unusable at this time of year, but Bonwell and Fairfield boat ramp have access to the lake all winter long. When you go to park your truck and trailer

after launching your boat just pull your trailer out of the water and let it drain at the waters edge. If you don't you will spread water all the way up the boat ramp and with in minutes this will all turn to ice.

Once you get out on the water two things to watch for is ice on the surface and the bottom of the lake. When the lake starts to freeze it will freeze in section. The first to freeze is the north end of the lake, after that its the coves, then its along the shore on the main lake and eventually the entire lake is is frozen solid. Brookville lake and everything around it was built for the lake to be at a certain lake level through out the summer, but in the winter its lowered to make room for flooding in the spring. The lake level in the summer is 748. What this means is that the lake level is 748 feet above sea level. So in the winter time when they drop the lake to winter pool the lake is 740 feet above sea level. Although the lake has been 18 feet over the 748 foot mark, it has never been below the 740 foot mark. The issue in the winter time is the flats. These flat are all over the lake and are great places to fish in the summer but are hazards in the winter. When your traveling down the lake in your boat all you see in front of you is flat water you assume that its all deep. This is where the problem lies. Over these flats the water is only about a foot deep in the winter due to the draw down. So be aware get a good topo map and study it before leaving the ramp so you know where these hazards are.

In the winter time think deep. The surface temperature could be as cold as 35 degrees, but it could be as warm as 45 degrees at 50 foot. Another thing is bait, use some type of minnows as bait or something that imitates a minnow. In the winter there are no worms, bugs, or craw dads anywhere. They are all hibernating for the winter and the fish know this. The method of fishing should be just find the fish with your fish finder, lower your bait to the depth you see fish and reel them to the boat, its that simple.

**And always let somebody know where your going and when your going to be home.**

Good luck, Tag

If you need more info E Mail me at [tag@tagnobbe.com](mailto:tag@tagnobbe.com) or go to the web site [www.brookvillelakeguideservice.com](http://www.brookvillelakeguideservice.com) or call my cell phone **765-265-3238**.

I guide fish for walleye, striped bass, and crappie starting mid April till the mid December 7 days a week on Brookville Lake. We fish out of a 2007



Doug Becker from Okeana and Mike Biser Cincinnati, OH caught these real nice walleye while fishing with me this fall in Brookville Lake . (Photo by Tag Nobbe)

Lund Pro V 2025 with a 225 Honda motor. I supply everything all the way down to cleaning the fish. I can take 1 - 4 people. The price is according to how many people go \$400.00 for 4 people \$325.00 for 3 people \$275.00 for 2 people and \$225.00 for 1 person. We start at 7:00 am and fish till 1:00 To schedule trips call me at home **765-647-4329** or on my cell phone **765-265-3238**.

Fully licensed and insured for 14 years now.



## When it comes to fueling your outdoor needs

Gasoline • Fresh Coffee • Deli Style Sandwiches • Fountain Drinks • Snacks • Sporting Goods  
 Live Bait & Tackle • Guided Fishing Trip Information • Hunting & Fishing Licenses • Check Station and More



**Brookville Lake Guide Service**  
 Guide: **Tag Nobbe**  
 Phone: **765-647-4329**  
 Cell: **765-265-3238**  
 Web: [brookvillelakeguideservice.com](http://brookvillelakeguideservice.com)

Near Brookville Lake just south of Brookville on U.S. Hwy 52 (765) 647-3600



## News from the Indiana State Police



by **Sergeant John D. Bowling**  
Public Information/Recruiting Officer

### Not a Licensed Driver or Driving While Suspended? You're just a Snap Shot away from being Stopped, Ticketed & Towed

**Indianapolis, IN** – When you hear talk about hazardous driving conditions, most people think of poor weather driving conditions or road hazards. There are other circumstances that create hazardous driving conditions. They're people that drive without ever having had a valid driver's license or are such poor drivers they've had their license suspended or revoked.

These people are driving all around us and they're a hazard to every other driver on the road. And they aren't discovered until they commit a traffic violation, or worse, they cause a crash resulting in injury or death. Of the more than 4 million licensed drivers in Indiana there are more than 222,000 suspended drivers and over 30,000 other drivers who have had their license to drive revoked for five to ten years or even for the rest of their life.

Now the Indiana State Police is using technology to find these unlicensed drivers before they crash into your family. The technology is a License Plate Reader (LPR) system mounted to the trunk deck of a state police cruiser.

The use of LPR's by the Indiana State Police is a pilot program that started in June of 2011. Over the last several months refinements were made to the LPR software to meet the needs of reading Indiana license plates and reduce the potential for false alerts. Presently there are four LPR equipped state police vehicles deployed across Indiana. These permanently equipped LPR cruisers are assigned to troopers at the Lowell, Bremen, Putnamville and Sellersburg state police posts.

By the end of 2011 the LPR's will be linked into the Indiana Bureau of Motor Vehicle (BMV) database and will be capable of identifying those vehicles whose registered owner has a suspended or revoked driver's license or is registered to an operator who has been deemed a habitual traffic violator. In the near future the system will also be capable of identifying vehicles with expired license plates greater than 30 days, but less than a year from expiration.

The suspended driver is a threat to the motoring public due to their repeated unsafe driving behavior or failure to maintain the proper insurance. Identifying the unlicensed or unqualified driver with this technology will help make the roads safer for everyone. Verifying if a vehicle is properly registered ensures the vehicle was insured when it was plated and applicable taxes and fees have been paid to help maintain roadways in city, county and state locations across Indiana.

The commander of the Indiana State Police Operations Support Division, Major Brent Johnson, commented, "We're very excited to put this technology to use in Indiana. People who drive with a suspended or revoked license pose an increased risk to the responsible licensed drivers in Indiana. This technology will undoubtedly save lives by helping our troopers identify unlicensed drivers and get them off the road."

The LPR works by constantly scanning license plates – at a rate of up to 1,800 per minute - as the police cruiser passes by vehicles while parked or when vehicles pass the state police vehicle on the



Close-up view of LPR. (Photo by Sgt. John Bowling)

highway. They are capable of reading license plates from every state in the union, plus Canada. When a license plate is read by the LPR it's compared to existing BMV databases to verify whether or not the registered owner has a valid license. However, locating drivers who are not properly licensed isn't the only value of the LPR system. The LPR will alert the trooper to any license plate read by the system that has been entered in the nation's national database. This would include license plates listed as stolen or associated to cars that have been stolen or involved with some criminal activity. The LPR system could also identify a car being driven by a missing person or a Silver Alert victim as well as vehicles associated with an AMBER Alert.

Each LPR system costs about \$22,000. The four systems now in use were purchased by the state police with grant funding from the Indiana Criminal Justice Institute (ICJI) and the National Highway Traffic Safety Administration (NHTSA).

roads may contribute to a crash, but these conditions don't cause crashes. YOUR driving behavior on these slick roads does cause crashes. Below I've listed just a few tips to help you reach your destination safely this winter.

#### Drive according to road conditions:

- Allow extra time to get to your destination.
- Clear all windows of ice and snow and remove snow from hood, roof and headlights and tail lights.
- Beware of bridges, underpasses, overpasses and intersections where ice tends to form first.
- Don't use cruise control on slick roads.
- Avoid abrupt stops and starts, slow down gradually and keep wheels turning to avoid losing traction.
- Use headlights even during daylight hours
- **IMPORTANT!!** Increase the following distance between you and the vehicle in front of you.
- Decrease your speed according to the road condi-

CONTINUED ON PAGE 26



## NOW ACCEPTING APPLICATIONS

FOR POSITION OF

## INDIANA STATE POLICE TROOPER

*Do you have what it takes to be one of Indiana's Finest*



**Requirements:**

- ~ Be a United States citizen
- ~ Be at least 21 and less than 40 years old when appointed as a police employee
- ~ Have vision correctable to 20/50
- ~ Must possess a high school diploma or GED equivalent
- ~ Must possess a valid driver's license

**APPLY ONLINE AT [WWW.IN.GOV/ISP](http://WWW.IN.GOV/ISP) (CAREER OPPORTUNITIES)**

**AN EQUAL OPPORTUNITY EMPLOYER**

## Application Deadline 11/25/11

For more information about LPR's, visit the manufacturer's website at:

<http://www.elsag.com/about.htm>

#### Driving Tips for Inclement Weather

With cold weather comes the ice and snow we all know and "love." Driving in this weather is sometimes more than a challenge-it can be very dangerous. As a trooper I hate this weather because of all the careless and dangerous crashes we end up working.

Remember that icy



# Indiana Department of Natural Resource News



by **C.O. Gary Catron**  
LE Division Spokesperson

## Don't Fall From It This Hunting Season

Falls from tree stands remain the primary cause of hunting related incidents injuring Hoosier hunters. During that slow-motion fall to the ground, we would have to wish there was a solution enabling us to come out of the situation without injury or loss of life. An outlandish solution like, well, defying gravity. Hey, we're in luck, there is an app for that.

The app available may not really be defying gravity as much as managing the possible consequences, and it doesn't require being downloaded onto any electronic gizmo doodad. It's a fall-arrest system.

Let's see, hunters often pack their hunting gear the night before so they can be ready to head to the woods early. Deer hunters will preferably get to their stand with their gear in darkness. The temperature is frequently cold or at least frosty that early in the morning. Big insulated boots, while perhaps not all that attractive, will help keep the feet warm. And now it is time to climb the frosty metal steps of the tree stand with oversized wet boots with loose dirt and debris in the soles. Does it seem more than a little less than wise to do this in the dark without a fall-arrest system in place? When worn, used properly and practiced with, this safety device can counteract human error and even prevent loss of life. There are other safety related concerns as well when using a tree stand.

Site selection for the tree stand is important for more reasons than just if it is within range of where the critters are supposed to be. Tree stands should only be placed on level ground. Remember that uneasy feeling when you've used a step ladder on uneven surfaces? Now think of sitting on top of it 20 feet high.

Tree selection is also a concern. Never use a tree stand on a dead tree or one with dead branches. Some dead trees may seem to be sturdy but you can't afford to take the risk. Dead trees can't sway in the wind the way live ones do. They have a bad tendency to snap and fall.

Even some live trees should be avoided. If using a climbing type of tree stand bypass trees with loose or very smooth bark. If a tree isn't of a suitable

diameter for tree stand use then simply don't try it.

A simple haul line should be used to raise equipment to your tree stand. Climbing with a backpack full of gear is awkward and will change your center of gravity and balance. I wish it could go without saying: always have firearms unloaded when hauling them up to the stand platform and be careful the muzzle doesn't get clogged with debris.

The use of homemade tree stands is frowned upon. I know, we've all seen some rather formidable looking tree stands that, depending on location, may require a building permit, various inspections and a USPS address designation. I'm not referring to those. The woods are full of wooden 2x4 constructed tree stand remnants with some still being used. The 11 months they are not being used Mother Nature is slowly reclaiming them. Avoidance of these should be exercised.


When purchasing a tree stand, safety harness or FAS, look for the Tree stand Manufacturers Association logo. TMA members' products represent the highest degree of quality in tree stand manufacturing and quality controls. Even when using quality products they must be properly used. Read, understand, and follow the manufacturer's instructions and know the limitations of all equipment used. Inspect often. Whether made of fabric, plastic or metal, always look closely for abrasions, cracks and breaks. Only replace a component with a part recommended by the manufacturer.

**Always tell someone where you are going and when you plan to return.** Pilots do it. Boat captains do it. Hunters should do it as well. The reality is that it isn't all that easy to find someone if you don't know where to start looking. Emergency response personnel don't mind looking for a needle in a haystack, we just would like to know what haystack in which to look! In the event of an accident time often becomes very important.

Many experienced deer hunters have a war story or two about close calls they've had while using tree stands. Maybe a fall with a minor injury or no injury at all or perhaps just an embarrassing predicament they found themselves in because they were not using any safety gear. There's often laughter when these accounts are retold. But keep in mind, there

are often young ears listening and young eyes watching that belong to those who want to be just like us. We really do need to be safe hunting role models for their sake.

Had Sir Isaac Newton been witness to a deer hunter using a fall arrest system instead of observing that apple fall to the ground...?



ATV's have replaced former modes of transportation.

### MODERN PACK ANIMALS

During any weekend from October through much of December all terrain vehicles (ATVs) can be seen on nearly any Indiana highway trailing along behind pickup trucks loaded with hunting gear. Hunters use them to gain access and haul equipment in and out of their favored hunting areas. The ATV has taken the role of pack mule in areas where pack mules haven't been used for well, I don't know how long.

A reminder to hunters that use these machines: watch those firearms! Indiana law requires firearms be completely unloaded while being transported on ATVs. Additionally, firearms must be securely encased or equipped with and made inoperative by a manufactured key locked trigger-housing mechanism. This applies to private as well as public properties.

If using an ATV to access a hunting area on private property be sure the property owner approves its use on their property. That may seem like something that should be done as a matter of habit, but more than a few morning hunts have been interrupted when a landowner calls in a complaint on the very hunters they have given permission to hunt. Few public hunting grounds will allow ATV usage. Check with a county sheriff's department if planning to access an area by way of county roadways. Not all are open to ATV travel.

Don't forget safety considerations. If using an ATV to access deer hunting areas keep in mind you will probably be operating in the dark either before sunrise or after sunset. I realize it would be a tough sell to convince the average deer hunter to wear full-body protective gear but please don't forget a proper helmet and eye protection. These aren't worn in case an accident occurs; they are worn for when an accident occurs.

To view ATV laws and safety considerations visit [www.in.gov/dnr](http://www.in.gov/dnr).

Just how long has it been since pack mules were commonly used around here?

Be safe out there. ■

## TURN IN A POACHER

1-800-TIP-IDNR

### McCLEERY'S DOG CARRIERS

**1/2" Treated Floor  
Walls & Top Insulated**

Custom Built  
Boxes & Trailers

LEXINGTON, INDIANA

812-866-4510

# Big Daddy's Guns & More

\* Gun Smithing  
\* Tactical Gear  
\* Knives

765 **530-8060**

\* Buy \* Sell \* Trade - (almost anything)

Hagerstown, IN \* Hwy 1 S/of 38

bigdaddysgunsandmore.com



# Great Lakes of the Wabash River - Fishing News



by Ryan Pershing  
Mgr of Bozarth Country Store

## Deer Hunting Opportunities Abound in the Great Lakes of the Wabash River Area

With the changing of the leaves, the frost filled mornings, and cooler temperatures brings the official start of fall as well as marking the start of deer hunting season throughout the state. While many hunters who bow hunt have gotten an early start to the season the rest of the deer hunting population will get their chance on Saturday, November 12, as this officially begins the start of the firearms season in Indiana.

Deer hunters anxiously await the start of opening day and often spend many hours preparing for it by setting up tree stands, sighting in their gun, and scouting the habits of potential deer in their area all in hopes of tagging a trophy deer. According to the Department of Natural Resources, last years deer harvest set an all time high in Indiana with a total of 134,004 deer taken and 268,485 licenses sold. This number shows the increasing popularity the sport of deer hunting has become. The high number of hunters can also lead to having a tougher time finding land to hunt. If this is a problem for you then you might want to consider traveling to the Great Lakes of the Wabash River and looking for a spot on the many acres available to the public.

Did you know the Salamonie Lake property contains approximately 8,000 acres of land and along



Camille Kugler, 10 years old, shot her first deer during the youth hunt weekend on September 24, 2011. She is pictured with her father, Clint Kugler, whom assisted her during the hunt.. (Clint Kugler Photo)

side this property is the Salamonie River State Forest which contains another 850 acres? The Mississinewa Lake property has a total of 14,386 acres, and the Roush Lake property has another 8,200 total acres! These three properties are all within a half hour drive of each other and present several opportunities for hunters looking for places to hunt. In order to hunt these properties you must sign in at one of the sign-in stations and obtain a hunter permit card. The permit card is to be held with you while hunting and then be turned back in upon the exit of your hunt. This is necessary to provide information for the successful management and funding of the property.

Also note that bonus antlerless tags are not allowed on these State properties and there are also designated safety zones where no hunting is allowed as well. Maps of the accessible areas are available at the sign in stations and the property office. For more information on these properties

you can contact the DNR office at (260) 468-2125.

We would also like to invite anyone planning on being in the area on opening weekend (November 12th and 13th) to come join us for Deer Camp at Bozarth's Campground and Country Store to share stories from your hunt as well as get a free bowl of our famous chili! We are a deer check-in station and located at 7309 E 400 S Lagro, IN 46941 and can be contacted at (765) 981-4522. Happy Hunting and be safe!

To contact DNR for more info about our area. Teresa Rody, Interpretive Naturalist Upper Wabash Interpretive Services, IDNR Salamonie and Mississinewa Reservoirs Ouabache State Park and J. Edward Roush Fish & Wildlife Area 3691 S. New Holland Rd. Andrews, IN 46702 260-468-2127 [www.dnr.in.gov/uwis](http://www.dnr.in.gov/uwis) Visit us on facebook! [www.facebook.com/upper-wabash](http://www.facebook.com/upper-wabash)

## Bozarth Country Store

On The SALAMONIE RESERVOIR

Fishing Tackle Hunting Equip Camping Supplies Boating Equip <b>Save BIG</b>		<b>LARGEST Selection of Cast Iron</b>  <b>HAPPY HOLIDAYS FROM FLETCH &amp; RYAN &amp; HAPPY NEW YEAR!</b>
---	--	---

**Seasonal Campsites Available**  
Seasonal Rates - Full Hookups  
**\$200.00 Off with This Ad**  
(New Applicants Only)

**1 mile east & 1 mile north of Lincolnville**

**We Have A Large Breakfast & Sandwich Menu**

Campstore / Grocery Fishing Tackle, Live Bait & License Camping & Hunting Supplies Cold & Hot Drinks Ice - Pizza - Sausage - Hot Dogs Snacks & Sandwiches	<b>Hunting Check In Station</b> Banquet Room w/Kitchenette Arcade Game Room Showers (All Year) Boat Storage (Inside) LP Gas Refill Station
--	---

765-981-4522  
7309 East 400 South  
Wabash County  
Lagro, IN 46941

**We Proudly Carry Bass Pro Products**  
Save on Shipping

Open All Year - 6:00 AM to Dusk

# POLARIS®

# HOLIDAY

Sales Event

REBATES UP TO

## \$1000\*

FINANCING AS LOW AS

## 2.99%\*\*

## ROGAN EQUIPMENT, INC.

4737 National Rd. W., Richmond, IN 47374

1-888-966-9801

765-966-9801

PARTS, SALES & SERVICE

[www.roganequipmentinc.com](http://www.roganequipmentinc.com)

Offers good on new and unregistered units purchased between 11/1/11-12/31/11. \*On select models. See your dealer for details. \*\*Rates as low as 2.99% for 36 months. Offers only available at participating Polaris® dealers. Approval, and any rates and terms provided, are based on credit worthiness. Other financing offers are available. Applies to the purchase of all new ATV and RANGER models made on the Polaris Installment Program from 11/1/11-12/31/11. Fixed APR of 2.99%, 6.99%, or 9.99% will be assigned based on credit approval criteria. Warning: ATVs can be hazardous to operate. For your safety: Avoid operating Polaris ATVs or RANGERS on paved surfaces or public roads. Riders and passengers should always wear a helmet, eye protection, protective clothing, and a seat belt and always use cab nets (on RANGER vehicles). Never engage in stunt driving, and avoid excessive speeds and sharp turns. Polaris adult ATV models are for riders age 16 and older. Drivers of RANGER vehicles must be at least 16 years old with a valid driver's license. All ATV riders should take a safety training course. For ATV safety and training information, call the SVA at (800) 887-2887. See your dealer, or call Polaris at (800) 342-3764. ©2011 Polaris Industries Inc.



Plan your Indiana adventures at

**www.INDIANAOUTFITTERS.com**

INDIANA'S ONLINE OUTDOOR RECREATION GUIDE

Link up to us at [www.INDIANAOUTFITTERS.com](http://www.INDIANAOUTFITTERS.com)

Find all the info you need  
with this **FREE**  
Indiana Trip Planning Website!



Where do you want to go  
this weekend?

visit **www.INDIANAOUTFITTERS.com**



**FREE! Indiana Cabin Rentals Guide**  
**www.IndianaCabinRentals.com**



Now finding cabin rentals is easy.

Use a clickable map of the state to find a rental cabin!



Looking for lodging with a hot tub?


Want a place by the water?

Find traditional log cabins, historic cabins, floating cabins, camping cabins, and unique rental homes throughout Indiana.




Why settle for a stuffy hotel room when there are options like this?

Rent your own private cabin!



Want a secluded cabin with peace & quiet?

Want a cabin near the heart of the action?



Need a pet-friendly cabin?

Want a basic camping cabin without all the frills?

**www.IndianaCabinRentals.com**

Find specials, pictures & links to cabin rentals around Indiana



## Talking Leaves



by Golden Eagle

### Christmas recalls the Memories .....

The Moon of Long Nights....In the old days a time for settling down inside your lodge, letting the snow seal you in and hibernate like the bears. Keeping a pile of hot coals in the fire circle and some dried meat to chew on when you got hungry. A time for love making between husband and wife. A time for story telling when the elders can't sleep and the young ones are restless....

That was then and this is now...Now we must continue at our job year round, pizza or frozen dinners or if your lucky a meal cooked by your loving wife. Children busy at school or involved in sports or talking on the phone, playing nintendo or watching the boob tube. Only when you get old, if you are able, can you take time to enjoy the past and maybe talk about it to your grand children if they have time to listen.

I have good memories of Decembers past...my father taking us to grandmother's house on Christmas eve and playing the game of trying to catch Santa on the way home, only to find that we'd missed him again. There was always the tree and my railroad layout rebuilt with new additions. My getting a fire engine, that I could drive, when I was five or six with my sister riding on the back. Hiking out to California Woods as a teenager and falling through the ice on the creek, being taken home by an artist who was painting a woodland scene. The annual polar bear weekend with the scouts. Later a Christmas in Germany in 1945. I almost enlisted in the regular

## H.M.S. ENTERPRISES PRESENTS STORIES BY GOLDEN EAGLE

Here is a unique tape which includes favorites such as Grandmother Turtles Stories, the Boy Who Was Afraid of Animals, Burnt Face and many others.

Special Gad-a-bout price of only \$10.00 plus postage and handling fee of \$3.00. Call (513) 827-6151 weekdays from 10 a.m. to 4 p.m. to order.

army, but got a twinge of home sickness and came home instead. Then there were the wonderful Christmas' with our children..Sharp Claw, Dark Eyes and baby Cloud Woman. The Christmas of 1965, when we moved into our first home in College Hill was extra special.

A white Christmas was a joy and a pain shoveling the snow. Then, there were the Christmas cards, sent and received. Sometimes it was the only time we heard from friends and relatives. My first wife Little Deer loved to cook so we almost always had my family over for the big day. Of course that was after going to midnight mass. We never forgot whose birthday it was and always delivered a basket to a friend's family to insure that they had a good day. Sometime we would invite them to join us for dinner and to open some gifts that Santa had mistakenly left at our house.

There were sad Christmas' too. There was December 1941. My dad and I were spending a weekend in his cabin when we heard the news of Pearl Harbor on his crystal radio set. In 2008, we had just moved into Triple Creek and we had both girls and their families over join us for Christmas Eve. Blue Sky Woman was the happiest I'd seen her for months. We all knew that it would be her last ha-rah. She crossed into the spirit land that January.

Thanks to Dancing Woman and Cloud Woman, I have always had a good Christmas Eve here and than I go to the big house for Christmas Dinner.

Boy, I have really done it this time, a whole lot of personal memories on which ton end the season. I hope you weren't too bored and maybe I refreshed some of your Christmas memories.

I leave you with the **Native Version of the 23rd Psalm along with the Signs to accompany it.**

GRANDFATHER ABOVE IS A SHEPHERD CHIEF.

(BIG FATHER ABOVE, SHEPHERD CHIEF)

I AM HIS AND WITH HIM I WANT NOT.

(HE POSSESS ME, WITH HE, ME WANT NOT)

HE THROWS ME A ROPE...AND THE NAME OF THE ROPE IS LOVE.

(THROW ROPE TO ME, ROPE CALLED LOVE)

HE DRAWS ME TO WHERE THE GRASS IS GREEN AND THE WATER IS NOT DANGEROUS.

(HE PULLS ME TO FLAT PLACE WITH COLOR LIKE GRASS, WATER GOOD)

I EAT AND LIE DOWN, AND AM SATISFIED.

(EAT AND SLEEP, CONTENT)

SOMETIMES MY HEART IS WEAK AND FALLS DOWN.

(MY HEART IS ON THE GROUND)

BUT HE LIFTS ME UP AGAIN AND DRAWS ME ON A GOOD ROAD.

(BUT HE MAKES HEART LIGHT AND PULLS ME TO GOOD WALK)

HIS NAME IS WONDERFUL.

(HE CALLED BIG GOOD)

SOMETIMES, IT MAY BE VERY SOON, IT MAY BE MANY MOONS.

(MAYBE SOON, MAYBE MANY MOONS FUTURE)

HE WILL DRAW ME INTO A VALLEY..IT IS DARK THERE.

(HE PULL ME IN VALLEY..LIKE NIGHT THERE)

BUT I WILL NOT BE AFRAID..FOR THE SHEPHERD CHIEF WILL MEET ME BETWEEN THE MOUNTAINS.

(NO AFRAID..SHEPHERD CHIEF MEET ME IN VALLEY)

AND THE HUNGER I HAVE IN MY HEART THROUGH THIS LIFE WILL BE SATISFIED....

(HUNGER ME POSSESSS IN HEART, NOW GONE, CONTENT)

SOMETIMES HE MAKES HIS LOVE ROPE INTO A WHIP.

(HE MAKE LOVEROPE LIKE WHIP)

BUT AFTERWARD..HE GIVES ME A STAFF TO LEAN UPON.

(BUT PAST TIME HE GIVE ME STAFF TO WALK WITH)

HE SPREADS HIS TABLE BEFORE ME WITH ALL KINDS OF FOOD.

(PUT MANY FOOD ON TABLE)

HE PUTS HIS HAND UPON MY HEAD UNTIL ALL TIRED IS GONE.

(PUT HAND ON HEAD, SLEEP ALL GONE)

MY CUP HE FILLS UNTIL IT RUNS OVER.

(POSSESSION CUP FULL, RUNS OVER)

WHAT I SAY IS TRUE, I DO NOT LIE.

(ME SPEAK TRUE, NO LIE)

THOSE ROADS..AWAY AHEAD OF ME..WILL STAY WITH ME THROUGH THIS LIFE.

(PATH FAR AWAY, I KEEP WITH ME ALL LIFE)

AND AFTERWARDS,


I WILL GO TO LIVE IN THE GREAT MEDICINE LODGE AND SIT WITH THE SHEPHERD CHIEF FOREVER.

(LONG TIME IN THE FUTURE, I GO, LIVE IN BIG MEDICINE TIPI AND SIT WITH SHEPHERD CHIEF FOREVER)

## Mendenhall

*True Value*  
Help Is Just Around The Corner.

**HUNTING LICENSES  
DEER CHECK-IN STATION  
DEER WHISTLES IN STOCK**



125 S. W. 5th Street  
Richmond, IN 47374

FISHING  
LICENSE

**765-962-4842**



*Amish Cheese Shop*

ARTISAN CHEESES FROM AMISH MILK

*Fresh Baked Goods, Jar Products, Crafts & Special Orders*

*Venison Sausage & Uncle Mike's Jerky  
Sample some of our 65 kinds of cheese  
Find us at [www.amishcheeseshop.com](http://www.amishcheeseshop.com)*

I-70 Exit 137

2001 North State Road 1 • Cambridge City, IN 47327

Phone: (765) 478-5847 Toll Free: (800) 478-5849

## LAUREL HOTEL RESTAURANT

200 E. PEARL ST. LOCATED 1 BLOCK OFF SR 121  
IN THE QUAIN HISTORICAL TOWN OF LAUREL, IN

- PAN FRIED CHICKEN
- CHAR-BROILED STEAKS
- SEAFOOD & Much More
- Seafood or Country Buffet, Fri. - Sat. 4 - 9 P.M.
- Full Menu, Sunday 11 A.M. - 8 P.M.

MENUS AVAILABLE, ALSO CHILDRENS MENU  
FAMILY DINING — LARGE BANQUET ROOM  
RESERVATIONS WELCOME 765-698-2912

Closed MON-TUE HRS: WED-THU 11am-9pm / FRI-SAT 11am-10pm / SUN 11am-8pm

"NOW TAKING HOLIDAY RESERVATIONS"

## LITTLE YORK STORE & RESTAURANT

REAL FOOD FOR REAL PEOPLE

AMBER M MADDEN  
CO-OWNER



HUNTING LICENSE  
DEER & TURKEY CHECK-IN

271 N. STATE RD 39  
LITTLE YORK, INDIANA 47170 USA

Ph# 812-752-3555

812-498-2216

812-793-2620

[foreveramber@c3bb.com](mailto:foreveramber@c3bb.com)

*Martino's* **Inside Dining  
or Carry-Outs**  
= *Italian Villa*

Restaurant & Lounge

**"Homemade Goodness  
In Every Bite"**

**Real Italian Pizza • Full Menu**



- LASAGNA
- PIZZA
- STEAK
- SPAGHETTI
- SANDWICHES
- SEAFOOD

11AM - 10PM MON - THURS 11AM - 11PM FRI & SAT

**765-457-9181**

1929 N. WASHINGTON • KOKOMO, IN



## Noble Boys Furniture

Featuring Solid Oak and Solid Wood Bedrooms, Dining Rooms, Living Rooms, A Lazy Boy Owned Co. & Lane Recliners, Bedding and Other Household Items Dutch Craft Bedding Made by Amish

6032 Holland Rd., Brookville, IN  
(White's Farm - U.S. 52)

Mon-Fri 9-5 / Sat 9-4 • 765-647-4875  
"Quality Furniture At Fair Prices"

## J's Dairy Inn Restaurant

Chicken, Sandwiches, Wings  
Soft Serve Desserts

Highway 44, One Block West of Traffic Light  
Liberty, IN 765-458-5812

**Prepared to Order Food**

Summer Hours, Open Everyday 11 am to 10 pm  
Winter Hours, Sun-Thur 11am to 9pm / Fri & Sat 11am to 10pm  
[www.jsdairyinn.com/](http://www.jsdairyinn.com/)

### "ACROSS FROM COURTHOUSE"

#### HOURS:

Tues - Sat  
5 am to 1 pm

Sundays  
6 am to 1 pm



Home  
Cooked  
Meals

Dine-In  
or  
Carry-Out

## LIBERTY RESTAURANT

7 West Union St., Liberty, IN 47353



765-458-5223



## Troyer's Country Store & Bakery

20 Varieties Cheese, Plus Raw Milk  
Cheese • Deli Meats • Bulk Foods, etc.  
Baked Goods on Friday & Saturday

ADM Feed Available  
Dog • Goat • Horse • Chicken & more

Hours: Monday to Friday 8-5 / Saturday 8-4

10599 South SR 3, Milroy, IN 46156

(765) 629-2604

## DAIRY COTTAGE RESTAURANT

(765) 647-5451



**Home Of Flavor Rich Fried Chicken**

Complete Line of Sandwiches, JoJos,  
Fries, Mozzarella Sticks, Onion Rings, Etc.

LARGE SELECTION OF ICE CREAM,  
SHAKES, SUNDAES, CYCLONES

1116 Main St. Brookville, IN 47012

Est. Oct. 02, 1958



## Kampfire Kookin'



with Ray McCune

### A Big Ol' Kampfire Kookin Tip or A Wonder Powder Right in Your Chuckbox

What one thing can you use for freshening up your shoes, soaking fish, brushing your teeth, baking biscuits, taking a bath, treating poison ivy or washing down a corroded battery? Sound like a trick question, an ad for a RONCO type miracle powder, or a space-age product? Well, "... it ain't necessarily so," as the song goes.

I'm referring to an old time, very inexpensive, common product, one that no camper or outdoorsman worth his salt would be caught without. It's Sodium Hydrogen Carbonate – Bicarbonate of Soda – or what is more commonly known as baking soda.

In one box of soda you have a cleaning agent, a medicine, an essential ingredient for making good biscuits, an odor absorber, and an acid neutralizer all rolled into one. You can't go wrong keeping several boxes around the house, cabin, or camper.

#### Cleaning Aid

For a musty-smelling canteen or thermos, put a teaspoon or two of soda inside. Fill the container halfway with water and shake for several minutes. Pour out, rinse with fresh water, and check for odor by smelling. If odor remains, repeat procedure or fill canteen with soda-water mixture, put on cap loosely, and let stand overnight. This process will get rid of that yucky, hasn't-been-used-since-last-season odor. For larger items like water jugs and coolers, just use a little more soda and let it set a little longer.

Use soda as a scouring powder when it comes to removing grease/dirt from pots, pans, sinks, stoves, or refrigerators. It won't scratch the surface that you're cleaning.

#### Medicinal Uses

Here you must use caution. If you are on a sodium-restricted diet, do not use soda internally. Have you ever had heartburn, acid indigestion, or what they call 'sour stomach', and there's no anti-acid tablets in the first-aid kit? Try this: Put half a teaspoon of soda in a glass of water and drink it. Repeat every two ours, if necessary.

A warning on the box reads: "Do not take more than eight one-half teaspoons per person up to 60 years old or four one-half teaspoons per person 60 years old or older in a 24-hour period."

For poison ivy, insect bites, prickly heat or chafing make a paste of soda and water and apply to the affected area. A soda-water mixture can also be applied to sunburns or superficial skin burns from a campfire. Keep this mixture damp by

applying wet cloths over the area.

Remember that these tips are just first-aid measures to be used until you get proper medication or see a physician.

#### For Personal hygiene

Have you ever gone camping and found that you were out of toothpaste, mouthwash, or deodorant? Take one teaspoon of salt and mix with two teaspoons soda. Wet your toothbrush, dab it in the salt/soda mixture, and brush those pearly whites. Maybe it isn't mint flavored, doesn't contain fluoristan, or give you a sexy smile, but it does do the job as well as the best toothpaste on the market.

Soda and salt mixed with warm water make a fine mouthwash. It leaves your breath sweet and clean and helps to dislodge food particles from between the teeth.

For a deodorant substitute, pat soda on as a powder or mix with cornstarch and use as a dusting powder to prevent chafing.

#### Cooking

My mom used to soak dry beans (Pintos, Navy, Great Northern, etc..) overnight in a pot of water. The next morning she would pour off the soaking water, replace it with fresh water and put the pot on the stove, light the burner, bring the beans to a boil, and then turn the heat down to let the beans 'simmer'. She would put in a ham bone for flavoring and then added a "... pinch of soda," as she would say, to take the 'stinks' out of the beans. No more explanation needed. I'm not sure if it works or not but it couldn't hurt to try.

She used to make what she called:

#### POOR HUNTER'S CAKE

Wet Ingredients:

- 1 cup sugar
- 1 egg
- 2 level tsp. margarine (just melted)
- 1 cup milk
- 1 tsp. vanilla or other flavoring

Dry Ingredients:

- 2 cups flour
- 3 level tsp. soda and cream of tartar mixed OR
- 3 level tsp. Baking powder
- 1 tsp. salt

Beat sugar and egg together; add melted margarine, milk, and vanilla.

In a separate bowl, stir flour, salt, and soda mixture (or baking powder) together. Add wet ingredients to dry ingredients and beat well. Pour into a greased/floured baking pan and put in the bottom of a Dutch oven on a cake cooling rack (to prevent cake from burning), and bake at 350 degrees for 45 minutes. Cool and add icing or cut and eat plain.

#### Miscellaneous

Try putting soda in your smelly old hiking boots, soak your hair brush and comb in a soda-water bath, or try a little soda in your next bath water. It's refreshing to say the least.

Throw soda at the base of a stove grease fire to put it out – never use water. A mixture of two tablespoons of soda in a quart of water will help to clean the corrosion from your car battery terminals.

I'm sure everyone keeps an opened box of soda in their refrigerator and freezer to absorb food odors. By the way, pour the old boxes of soda down the kitchen and bathroom sink drains to keep them fresh and odor free, then replace the boxes of soda. Do this every month or so. Don't forget the 'SODA', the next time you're doing the kookin' 'round your kampfire..

(Kampfire Kookin' reprint from November 2004)

## HEARTHSTONE FAMILY STYLE DINING

Located on U.S. 52 At The East End Of Metamora

"OPEN WEDNESDAY THRU SUNDAY AT 11 A.M."

Specializing In Pan-Fried Chicken, Country Cured Ham Catfish And Char-Broiled Steaks

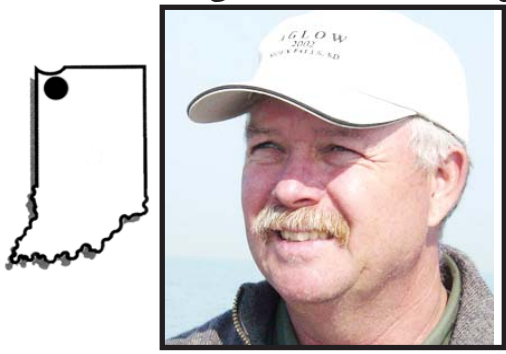
- WED-SAT LUNCH BUFFET - 11 A.M. to 2 P.M.**
- FRIDAY SEAFOOD BUFFET - 4:00 P.M. to 10:00 P.M.**
- SATURDAY COUNTRY & SEAFOOD BUFFET**  
4:00 P.M. to 10:00 P.M.
- SUNDAY COUNTRY BUFFET**  
11 A.M. to 8:00 P.M.

GROUP RATES and RESERVATIONS AVAILABLE

PHONE AHEAD FOR CARRY-OUT MEALS CALL 765-647-5204  
OPEN 5 DAYS WED-THUR 11 AM - 9 PM / FRI-SAT 11 AM - 10 PM / SUN 11 AM - 8 PM



# Fishing Lake Michigan



by Capt. Mike Schoonveld

## LEARNING TO TURN PRO

I have a Bachelors Degree from Purdue University. I've taken courses which allowed me to drive big rigs, to operate sewage treatment plants and to spray chemical pesticides on a commercial basis. None of them compared to the training and course work required to become a Coast Guard licensed charter captain.

I know a few people who ordered the text books, learned it all, took the exams and got their captains licenses that way. I'm in awe of these people. I would never have been able to complete the courses and pass the tests that way.

Several schools have now been opened to teach prospective captains the information they will need to know to pass the tests. Most of them operate on similar principles. All the tests handed out to potential captains are available to any US citizen through the Freedom of Information Act. So the school masters go through each test given, pour over each and every question on these tests and learned that though the rules of the road test contains only 30 questions (of which you must get a 90 percent score, no more than 3 wrong answers to pass) the questions on actual test are pulled from an assortment of perhaps 300 or 400 possibilities.

Of these possibilities, some of the questions are quite similar, some are unique. So instead of having to commit the whole textbook to memory, all the student has to do is remember the correct answer or concepts of the questions which will be on the tests.

That doesn't make it a snap. Besides the rules of the road testing, one has to pass three other tests dealing with plotting courses, tide tables, general boating, navigation and other topics which may or may not be pertinent to becoming a captain on the Great Lakes (but might be pertinent if your goal is to become a tugboat captain running up and down the Mississippi River.)



Becoming a licensed captain is still tough, but it's getting easier. (Photo by Capt. Mike Schoonveld)

These courses are very successful, most graduating more than 90 percent of the students who sign up, attend and pay the fee for the learning experience. Most classes run a week, give or take a day or two. The price? Figure the way on the far side of a thousand bucks by the time you factor in staying out of town, travel and meals.

Compared to the other costs of licensing and becoming a charter captain, it's the cheap part.

Recently, Boat Owners Association of The United States (BoatU.S.) teamed up with Mariners Learning System to offer BoatU.S. members a way to enhance their boating knowledge or start a career in the marine industry. The new partnership offers a suite of six US Coast Guard-approved online captain's licensing courses, from "six pack" to master 25/50/100 ton licenses, which can be taken online in the comfort of home or on the road and at your own pace.

The Mariner's Learning System incorporates broadcast quality, on-demand audio lectures, professionally produced training videos and online computer-based training. Included is access to online instructors, each a Coast Guard-licensed master who has gone through a rigorous Coast Guard approval process to become an instructor. In addition, toll-free telephone support and access to staff instructors is provided.

Upon completion of a course, taking a proctored exam and meeting other requirements such as documenting sea time and passing a physical examination, BoatU.S. members simply submit, within one year, the application package to the nearest Coast Guard Regional Exam Center. Upon

review and approval, they will issue the license. To date the system has trained more than 15,000 students with a 98.7% exam pass rate.

"These courses are also available on MP4 players, Blackberries, iPhones, and other smart phones, so you can learn anywhere, anytime," said David Mann, Boat U.S. membership programs manager. For more information, go to [www.boatUS.com/membership/mls.asp](http://www.boatUS.com/membership/mls.asp).

The cost of this on-line course for the basic Operator of Uninspected Power Vessel (six passengers or less) is under

\$600. You can learn at your own pace, review the parts you are uncomfortable with and don't have to leave home to study.

If you want to turn pro, this is a great first step!  
THE END

**Nurpu**  
River & Mountain Supply  
paddle - climb - trek  
16907 Mystic Rd - Noblesville, IN 46060  
(317) 773-1560  
1 Mile East of Noblesville On Hwy 38

**Steve's MARINE**  
BROOKVILLE LAKE  
1156 W. DUNLAPSVILLE RD. LIBERTY, IN 765-458-7527

**LUND**  
**BENNINGTON** The Ultimate Fishing Experience  
**South Bay**

**CAPTAIN MIKE SCHOONVELD**  
**AFFORDABLE**  
**LAKE MICHIGAN SALMON FISHING IN INDIANA**  
FOR 1 TO 4 PEOPLE  
Tackle Furnished, Fish Cleaned  
[www.brother-nature.com](http://www.brother-nature.com)  
**Brother Nature Charters**  
1-877-SALMON-5



**PASTURE RAISED BEEF**  
 Discover the health benefits of locally grown beef on a diet high in quality pasture & hay, fresh air & sunshine; no hormones and small amounts of grain.  
 From the Gentle Jersey  
**NOW TAKING ORDERS FOR PASTURE-RANGE CHICKENS AND TURKEYS**


**GRASSY PLAINS FARM**  
 GPF

7020 N. Peacock Road - Williamsburg, IN  
 (765) 847-2528 (Voice Mail)  
 M-F 7 a.m. - 6 p.m. & Sat. 8 a.m. - 5 p.m.  
 Whole Beef

**GLICK'S BUTCHER SHOP**

**Abner Glick**  
 Complete processing of deer, beef, pork, etc.  
 Old Fashioned Hickory Smoke  
 Monday - Friday: 7am - 7pm • Saturday: 7am - 3pm  
 Closed Sunday • 7020 Peacock Road • Williamsburg, IN 47393  
 (765) 847-2528

**ROUGH WATER DOESN'T EXIST.**



**LEGEND BOATS**  
 RIDEWITHALEGEND.COM

Website: [www.legendmarine.com](http://www.legendmarine.com)

# Bass Fishing Techniques



by Bill Embry

## Winterization of your Bass Boat

I woke up this morning to see a dreadful site, Heavy Frost!

I guess you know what that means for most of us avid fishermen?

Winter time is just around the corner. This is the most important time of the year if you're a boat owner. Choosing to do a few simple things now will save you money and time next spring.

I have aluminum and fiberglass boats, so maybe I can touch on both. Make sure that you have all the water out of it. Make sure to remove your drain plug, and get all the water that's visible out. Wash and wax it, be sure to clean your live-wells out with soapy water and a little bleach. This will save your gel coat and remove any bacteria that may be in your live-wells. Now your boat is clean. Go through and tighten any lose screws, bolts, etc. on your boat and trailer, look for any wiring that may have a crack or cut in it and repair it. Check all your lights and replace bulbs as needed. Grease your wheel bearings, or see the last time you changed the oil in them if you have cool hubs. Look at your owner's manual for service intervals. This is the time of the year when you check everything on your boat and trailer and repair it now so next spring all you have to do is go fishing!!! You can bet if you don't repair it now you will be sorry next spring when it's time to go fishing again.

Now let's talk about your outboard a little. A lot of new motors of today have their own winterization system that fog's your engine for the winter. If you own a newer motor I strongly suggest that you read your owner's manual thoroughly to see how your system works. If you have any questions contact your service center for some direction. If you have an older motor just remove the cowling off the motor, start it while in the water or with muff's, then spray some fogging spray into the carburetors. The motor will more than likely stop running after a few moments. Check out the inside of motor for any visible problems like broken wires etc. If any are found take it to your service center. If your motor needs plugs wait until spring and after you have ran it at least once to



Winter is just around the corner, it's time to winterize your bass boat. (Gad-a-bout file photo)

remove the oil that has been in it all winter, then put in your new plugs.

Next check your lower unit for water in the gear case. On your lower unit you will find two screws towards the bottom of the motor usually on the right side. They are a little smaller than the size of a dime. Remove the top screw first, look at the oil. If it looks milky, remove the bottom screw and drain it. If you leave the oil in there it will freeze and crack your lower unit. If you find the lower unit oil to be milky in color I also suggest that you have the seals and impeller replaced. This should be done every couple of years, depending on usage. There shouldn't be water in your lower unit at anytime. To refill your lower unit oil place your tube in the bottom hole squeeze until you see it come out of the top screw hole, when it comes out hold your tube in the bottom hole and place the top screw in the top hole and tighten then put in your bottom screw. I have been winterizing my boats for years now. But make sure you read your owners manual. Like the old saying goes, they're pretty much all the same, but some are a little different!

Well that takes care of your boat, trailer, motor. What about your batteries. Both of my boats have built in battery chargers so when winter gets here I check and fill the batteries with distilled water and plug in the charger every few weeks. If you don't have a built in battery charger, I suggest that you remove them from your boat and put them in your garage and keep them charged during the winter season.

I also suggest that you cover your boat, if you have to leave it outdoors in the weather. Scatter a few moth balls around your boat this will deter any mice or other critters from moving in your boat for the winter. If you follow these simple steps you will be fishing again when spring arrives. And if you don't your local service center will love you!

Happy Thanksgiving!!!!

Good Fishin'  
 Bill Embry  
[g2loveitbasstour@aol.com](mailto:g2loveitbasstour@aol.com)

**SALES SERVICE RENTALS**

**dry dock MARINA**  
 at Prairie Creek

**PONTOONS, BOATS & MOTORS**

6700 S. CR 560 East  
 Selma, IN 47383  
 PHONE: (765) 286-4976 FAX: (765) 286-4981  
 E-mail: [drydockmarina@aol.com](mailto:drydockmarina@aol.com)  
 Hours: Mon. - Fri. 9:00 AM - 5:30 PM Sat. 9:00 AM - 3:00 PM  
 25 Years of Technical Service on Most Makes and Models

**EVINRUDE**  
 Mercury  
 Mercruiser  
 Yamaha

**Godfrey**

**POLAR limit**

We Shrink Wrap Anything  
 Winterize I/O's & Outboards  
 Your One Stop Boat Shop

We are well equipped to take care of your needs, But small enough to care.  
 "WE SELL FUN"

**Best STOP Auto Care**

**TECH-NET Professional AUTO SERVICE**  
 WE USE HIGH QUALITY CARQUEST REPLACEMENT PARTS

2 Salisbury Rd., Richmond, IN

**Complete Auto Service**

- Tune-ups
- Brakes
- Transmissions
- Major engine work
- Cooling system service

Courteous, Friendly Service  
 Questions? Just Ask! We're Here To Help!  
 Pick up & delivery service available

CALL US TODAY  
 765-935-3849

VISA MasterCard

**ASE**  
 CERTIFIED  
 AUTOMOTIVE SERVICE EXCELLENCE






Bob Chattin and Rocky make a competition run at Rushville, Indiana a couple years ago. (Illiana Ranger Photo)



Adrienne Fowler, from Fountaintown, Indiana. She is a National and World title holder. Her horses name is Special Ed. (Illiana Rangers Photo)



Bob "Roy Ranger" Chattin  
Founder of the Illiana Rangers in 2001

### Cowboy Mounted Shooting in Indiana by Bob Chattin

Do you remember those TV Cowboy and Cowgirl stars Roy Rogers, Dale Evans, The Lone Ranger , Tonto, The Cisco Kid , Pancho, and all those TV series all ridin' and shootin'? In case you have missed it, for the last ten plus years, there has been a sport right here in Indiana that stirs the imagination in all of us. It is called "Cowboy Mounted Shooting". Competitive shooting from horseback. Yea! Is my age showing? A fast action, timed event where competitors ride their horse, shoot balloon targets with 45 cal. Long Colt revolvers loaded with specially prepared blank ammunition. We dress in period clothing or modern Cowboy dress and just have way too much fun.

In 1999, I was introduced to cowboy mounted

shooting and by middle of 2000 was competing regularly around Indiana, Ohio, Kentucky and Illinois. On the way home from the World Champion-ships held that year in Scottsdale, Az. my wife, Pam and I decided there were others that might be interested in the sport and so in February of 2001 the Illiana Rangers Cowboy Mounted shooting club was formed. Since half the members were from Illinois, the club named themselves, the Illiana Rangers.

Our Club quickly became well known when great success was achieved by its members. Club members won the Illinois State, Wisconsin State, Ohio State, Regional titles and so forth. Soon we would become recognized by starting the first Indiana State Championships of Cowboy Mounted Shooting in 2002. One of our members won the title of Indiana State Champion. In 2002 I won the first Kentucky State Championship. Today, we have over 30 active members in the Club. Some of the members now hold National and World Titles.

What is Cowboy Mounted Shooting? Well, a competitor rides his or her horse, crosses a timer, shoots 5 balloon targets



Bob says, "If I feel good and Rocky feels good we do a little rear-up. He does this on voice command. (Illiana Rangers Photo)

**LOG HOME CENTER**

Local distributor of

**PERMA-CHINK SYSTEMS, INC.**



Located 4 miles East of Noblesville on Rt. 38  
773-3268 or Toll Free 1-800-773-6223

**COUNTRY MART**

**INTRODUCING SPORTMIX STAMINA DOG FOOD**

**INTRODUCTORY PRICE \$24.99**



LOCATED AT 766 W. MAIN ST. GREENSBURG  
(812) 663-6411  
HOURS: M-F 8 A.M. - 5 P.M. / SAT. 8 A.M. - 12 P.M.  
MANAGER TERI FRYE





Alissa Hayes of Jasonville, Indiana 4-H'er and her horse Jack, a quarter horse doing the first part of a course, the random part. (Illiana Rangers Photo)

with one gun, switches guns, and shoots 5 more balloon targets while running a course and races across the finish line.

The guns are real six shooters like the ones that "won the west". They are single action, 45 cal. Long Colt revolvers. A competitor must have two. The guns are single action, meaning the hammer has to be pulled back each time before the gun will fire. Colt single action Army, Ruger Vaquero and Colt clones are the guns needed for this sport.

The ammunition is specially prepared "blank" ammunition. It is certified to shoot 10 feet not more than 20 ft. The burning powder is what breaks the balloon. There is no projectile so it is safe to use indoor and out. A competitor usually rides 6-8 ft from the targets.

There are over 64 courses to choose from at a shoot. Generally 4 - 6 stages are drawn at the beginning of a shoot, out of a hat. The first part of the

course is a random pattern testing horse and rider skills while the second half of the course is usually referred to as the "rundown", a straight, high speed finish. Some courses are simple and fast while others are more complicated and require more time. The competitors are challenged by both speed and accuracy. Missed targets (balloons) are a 5-second penalty. Certain cones that present a "gate" the competitor has to go thru, gives the competitor 5 seconds penalty for knocking over the cone and 10 seconds penalty for not going thru the gate. Knocked over barrels also give the competitor a 5 second penalty as well as dropping a gun. If a competitor falls off his horse they get 60 seconds. 60 seconds penalty is the most you can get in any one stage.

There are classes for beginners, both men and women. Also, classes for the younger ones as well as some of us older folks, Seniors!

Classes are progressive, meaning you have to win your class, have certain number in your class and you have to win more times to move up in the next class. All start out as level one and at this time, level 6 is the highest level.

Horses can be any horse, pony or mule. A good



Kenny Flick, a well known senior barrel racer converted to mounted shooting, rounding the barrel and lining up on the "rundown" balloons. (Illiana Rangers Photo)




Steve Miller of Bridgeton, Ind with his horse, Cimiran and his John Wayne look. (Illiana Rangers Photo)

horse is a must! About the time you think you are hot stuff you then realize that 90% of this sport is your horse, not you! There are horses of all varieties in this sport, some ponies and a few mules. The thing about horses is this: they must accept gunfire, and be able to run, turn and rate when needed. They have to get used to the balloons, cones and barrels.

Clubs frequently have clinics for new horses and new riders. I recommend that if you want to try this sport, do not attempt it on your own. Find a club near you and go to their clinic to learn how to train your horse and what kind of equipment works best.

CONTINUED ON PAGE 26



**The RODEO Shop**

US Rt. 40 Eaton, Ohio one mile West of US Rt. 127  
 WESTERN WEAR & BOOTS FOR ALL AGES  
 TRAILER SALES  
 Phone: 1-877-922-1600  
[rodeo@infinet.com](mailto:rodeo@infinet.com) / [www.rodeoshop.com](http://www.rodeoshop.com)

**WE BUY GOLD**

**Paying Top \$ For Scrap Gold & Silver**

Do you have any broken jewelry or old jewelry you just don't wear anymore?  
**We'll Turn It Into Cash Today!**

**Jensen's Pawn Shop**  
 702 S. State, Greenfield, IN  
 7 Blocks South of the Courthouse  
**462-4721**

Immediate Cash Loans on Secured Merchandise | Buying & Selling Gold & Diamonds, Tools Electronics & More

**GRIFFEY** 765-478-6297

- Nutrena Feeds
- Pride Dog Food
- Mulch
- Hay and Straw
- Baling Supplies
- Livestock Supplies
- Gates and Kennels

10041 Pottershop Road

"WORTH THE DRIVE" **OPEN 7 DAYS**

**ED'S TRADING POST**

8012 S. NINEVEH RD., NINEVEH, IN 46164

• Guns • Bait • Tackle • Ammo • Archery & MORE  
**"THE BIGGEST LITTLE STORE IN THE WORLD"**  
**317-933-GUNS (4867)**  
[www.edstradingpost.com](http://www.edstradingpost.com)

**Matt's Custom Guns**  
 Hours: Monday - Friday 9 am - 5 pm (Other hours by appointment)



Guns - Ammunition - Scopes - Accessories  
 Custom Target & Hunting Rifles - Specialize in Reloading Supplies  
 Gunsmithing - Muzzleloading Guns & Supplies

Authorized Dealer for Freedom Arms, Dakota Arms, Nesika, Kimber, H-S Precision & Dillon Precision  
 3762 N CR 450 E, Connersville, IN 47331  
**Ph: 765-825-3418**  
 Email: [mattscustomguns@yahoo.com](mailto:mattscustomguns@yahoo.com)





# Gad's Corner

SEND YOUR PHOTOS TO: THE GAD-A-BOUT, P.O. BOX 85, CENTERVILLE, IN 47330 (INCLUDE A SELF ADDRESSED STAMPED ENVELOPE IF YOU WANT THE PHOTO RETURNED)



Larry Lincoln took this 10 point 220 lb. Buck on 10-28-11 in Wayne County. (Frame's Outdoor Photo, Liberty, IN)



Lance Whitsell took this 12 point 215 lb. Buck in Union County. (Frame's Outdoor Photo, Liberty, IN)



Joe Elleman took this 11 point 200 lb. Buck in Wayne County on 10-27-11. (Frame's Outdoor Photo, Liberty, IN)



George Jones took this 9 point, 221 lb. Buck in Wayne County. (Frame's Outdoor Photo, Liberty, IN)



Luke Peters took this 10 point 226 lb. Buck on 10-23-11 in Wayne County. (Frame's Outdoor Photo, Liberty, IN)



David Edelman took this 10 point 225 lb. Buck on 10-10-11 in Wayne County. (Frame's Outdoor Photo, Liberty, IN)

**S.C.I.  
Official  
Scorer!**

**765-561-3354**

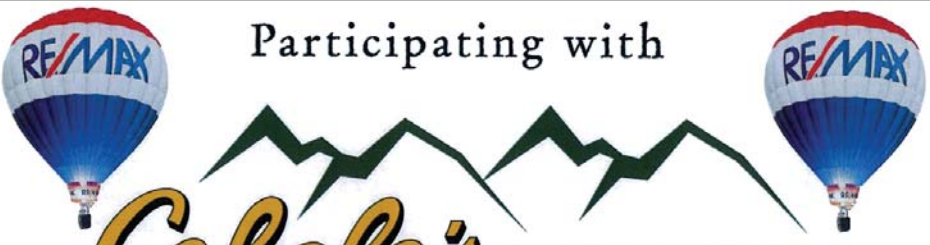


**Jerry  
ADAMS  
TAXIDERMISTRY**

[www.jerryadamstaxidermy.com](http://www.jerryadamstaxidermy.com)

**S.C.I. OFFICIAL SCORER**  
Give your trophy  
the recognition it deserves

**Jerry Adams**  
551 East Cameron Drive  
Rushville, IN 46173  
Phone: 765-561-3354  
eMail  
[jerryadamstaxidermy@gmail.com](mailto:jerryadamstaxidermy@gmail.com)



Participating with

**Cabela's TROPHY PROPERTIES**

[www.CabelasTrophyProperties.com](http://www.CabelasTrophyProperties.com)

**RE/MAX ADVANTAGE 1**  
812-926-2278  
**MARKGINDER.COM**  
DIRECT LINE:  
513-505-4775

Serving 84 Countries - 580 Web Sites  
Your property seen all over the world!

We at **RE/MAX ADVANTAGE 1** are proud to announce our affiliation with **CABELA'S TROPHY PROPERTIES**. We will be covering the following counties: Union, Fayette, Franklin, Rush, Shelby, Decatur, Bartholomew, Ripley, Dearborn, Ohio, Switzerland, Jefferson, Jennings & Wayne County!

We sell Hunting & Fishing Properties, Farms, Vacant ground and sporting facilities specifically related to the American Sportsman. If you have a property to sell or are looking for Hunting Ground CONTACT: [MARKGINDER.COM](http://MARKGINDER.COM) - [markginder@remax.net](mailto:markginder@remax.net)







Jeremy Anderson took this 9 point 196 lb. Buck in Switzerland County. (Frame's Outdoor Photo, Liberty, IN)



Gary Wingnam took this 11 point 196 lb. Buck on 10-29-11 in Wayne County. (Frame's Outdoor Photo, Liberty, IN)



Mooch Bowers took this 11 point 195 lb. Buck on 10-28-11 in Union County. (Frame's Outdoor Photo, Liberty, IN)



Cliff Garrett took this 11 point 184 lb. Buck in Union County. (Frame's Outdoor Photo, Liberty, IN)



Blair Cowan took this doe in Wayne County. (Frame's Outdoor Photo, Liberty, IN)



Jaeden Loring took this 8 point, 155 lb. Buck in Wayne County. (Frame's Outdoor Photo, Liberty, IN)



# KNIGHTSTOWN MEATS AND CATERING

8037 South County Road 575 West, Knightstown, IN 46148  
765-345-2410 or 1-800-718-6010

Directions: 1 Mile North of U.S. 40 on County Road 575 West — East of Knightstown

## CUSTOM DEER PROCESSING and Check In-Station

**Whole Carcass Processing: Skinning, Cleaning, Cutting, Wrapping, & Freezing**

(Extra Charge for Caping the animal for a Mount)

**DEER TRIMMINGS:** We accept CLEAN, BONELESS, FRESH OR FROZEN deer meat and we will process it into any of the products listed below. Please use clear plastic food grade bags or containers or buckets to store your fresh meat. We will **NOT** accept meat in trash bags because of chemicals used in the production of these bags. We also need the metal tag number.

Summer Sausage Products — All 2# rolls

- Regular Summer Sausage
- Summer Sausage w/Cheddar Cheese
- Summer Sausage w/Jalapeno Cheese
- Summer Sausage Hot
- Salami
- Bologna

Snack Stick — 10 sticks in 1#

- Regular
- w/Cheddar Cheese
- w/Jalapeno Cheese
- Hot

JERKY — Whole Muscele made from the hams


- Smoked Deer Hams
- Deer Bacon
- Deer Bratwurst

**24 HOUR DROP OFF COOLER AVAILABLE  
(BEFORE DROPPING OFF MAKE SURE DEER HAS METAL TAG)**

**Hours of Operation:**

Monday-Wednesday-Friday 8:00 A.M. - 6:00 P.M. / Tuesday-Thursday 8:00 A.M. - 5:00 P.M.  
Saturday 8:00 A.M. - 12:00 PM (call for special weekend hours)

[www.Ktownmeatsandcatering.com](http://www.Ktownmeatsandcatering.com)





# Misfires & Snags



by Dan Graves

## SHOT STRAIGHT... BUT THE BULLET... WENT CROOKED

Quietly watching the enemy I opened the breech and slid a round into the chamber. He (or it) was only ten yards away, but I knew I had to make the first round count. I probably wouldn't have a second chance since this particular species has a history of being very wary of homo sapiens. It was sitting under the bird feeder stuffing its jaws full of seed until it looked like it had a bad case of the mumps. Very slowly, I slid back the reeds I used as a cover for my hide, put the cross hairs right behind its front shoulder blade and squeezed off the shot.

It jumped up six inches, ran about two feet, stopped, looked back at its rump, ran a couple of feet up a tree a few feet away, came down and ran a few more feet and stopped. Rising up on its powerful rear haunches it glanced around as I loaded for another shot. Again, I sighted on its vital spot and sent the round. It dropped down on all fours and slowly sauntered across a small clearing into the trees and disappeared.

"What's the deal?" I asked myself. I opened the breech and sighted through the barrel to see if the two rounds were possibly in there, stacked on top of each other. Nope, they were gone, somewhere, but not into the trophy sized two-point chipmunk I had just had in my cross hairs. Admittedly, it had been a long time since I had sighted the Gamo air rifle in, but at that distance I should have been able to at least remove a little hair off its bum. After all, how could a scope go awry after laying under the bed for only five years? As I slid the patio door closed (I really don't have a reed covered hide), I remembered a few times in the past when I made the mistake to assume (and we know what the popular definition for "assume" is) that the piece I was using would hit what it was aimed at. This model of rifle is supposedly capable of launching a 7.9 grain pellet at a thousand feet per second and a Grossman Premier 10.5 lump at 800 feet per second. I finally concluded that that chipmunk could dodge at over 1100 feet per second and that was the reason for the miss.


While I used an air hose to blow all the dust that had accumulated on the scope lens and other

nooks and crannies on the rifle, I thought back on a few other incidents where I had aimed over there but the slug had ended up at another "over there". It's especially bad when you have a tobacco chewing witness who drawls out, "I thought you was shootin' at that tin can, not that tree". The only response to that is, "Naw, I figured I might want to use that can again, and that tree is worthless."

In an incident I related some time ago I was attempting to sight in a custom .270 with a sporterized Mauser 98 action. Due to the safety mechanism on the Mauser it was necessary to use extra high mounts for the scope to allow the safety lever to swing over under the reticle. The only scope I could find with a small enough reticle was one that was probably made in a fourth grade shop class. To get a full view in the reticle I had to lean close to the lens. The first three shots had me looking like Ricky Raccoon as recoil put the scope into my eye. By now a little edgy, I settled for a smaller field and greater eye clearance. Shooting at a small water filled balloon hanging from a cross bar at 200 yards the shot went about two feet right. A few clicks on windage brought the next one within a foot. From there, everything went downhill. I had enough windage cranked in to shoot around a corner, but all I was doing was digging a bigger hole to the right. A young man dressed like Jethro on The Beverly Hillbillies was watching. "Mind if I try that?", he asked. "Might as well" I answered. "You'll look good with a black eye like mine." The water balloon exploded. "You ever here of Kentucky windage?" he asked. "When your gun wants to shoot at the same spot, just swing it a little away from that spot in the direction you want the bullet to go. Works ever time." If I had known which pickup was his I would have let the air out of one of his tires.

I found out that there are two people you don't trust. A back slapping used car salesman and someone trying to sell you a "fine firearm in excellent shape." I wanted to try muzzle loading for the first time and found a fine looking .45 caliber Thompson Center rifle for sale. After explaining to the owner that I would need to try it before any money changed hands, I took it to the range. With a fifty yard shot on a large piece of cardboard, the ball plowed up a furrow a foot off the cardboard, which meant it was shooting almost two feet to the right. At fifty yards? I kept moving left until I finally got a shot close to the ring with the sights on a neighboring chicken coop. I returned it to the owner and explained the problem. He confessed that the barrel was slightly bent, but he didn't think it would have much effect on its accuracy. I told him I had no intentions of using it on elephants and it probably wouldn't even nick one of those unless I was aiming at my guide.

I have finally concluded that you never assume anything as far as your abilities or the condition of the gun are concerned. And, never trust anyone trying to sell you a \$275 rifle for only fifty bucks. Especially if he has this little black mustache nestled under his nose and starts the conversation with, "Now, I'll tell you what kinda deal I have for you."



**JOHN'S GUN & TACKLE**

ULTRA DOG FOOD / OWEN'S DOG BOXES  
HUNTING LIGHTS / DAN'S HUNTING CLOTHES  
GARMIN TRACKING SYS. / DOG LEADS & COLLARS

ARCHERY SUPPLIES / BOWTECH BOWS  
INDOOR ARCHERY RANGE / TECHNO HUNTING SYS.

MUCK BOOTS / RELOADING SUPPLIES  
LONG GUNS / HAND GUNS / AMMO  
FISHING TACKLE, SUPPLIES & LIVE BAIT


Owners: John & Cora Durham  
Manager: Enos Amburgey

HOURS: Monday thru Saturday 7 am - 8 pm  
Sunday 9 am - 5 pm

200 N. Highway 3 & 7  
North Vernon, IN 47265  
812-352-7075

## LAND FOR SALE

### OWN YOUR OWN HUNTING LAND



20 acres all woods, road frontage, oak, hickory, hardwoods, gray squirrels, turkey and deer. 12 miles to Brookville Lake, nice building site or recreational use, excellent hunting, more acreage available, own your own hunting land, county road.

**Owner will sell on contract or finance.**

765-458-7393

SINCE 1980

## BURRIS ELECTRIC & PLUMBING SUPPLY, INC.

**COMPLETE LINE OF ELECTRIC & PLUMBING**

CUTLER-HAMMER • G.E. SW GEAR  
HYDROMATIC • BROAN

TOLL FREE 1-800-998-3576

**AUSTIN**

812-794-2257

199 N. FRONTAGE RD.  
1-888-845-2388

**MADISON**

812-273-2976

2976 SHUN PIKE RD.  
1-877-322-7401

**SEYMOUR**

812-522-7401

110 N. O'BRIEN ST.







Seating for Dining inside or Carry Out

Plenty of Room for Fueling  **CountryMark** We Fill Propane Tanks & RV's

4 Grades Gasoline

2 Grades Road Diesel

DAILY HOURS: 5 A.M. TO 10 P.M.

U.S. 27 NORTH IN LIBERTY, IN • PH: 765-458-0724

## AUSTIN WESTSIDE SUNOCO




**Fine Food**  
Eat In or Carry Out

**Official Fuel of NASCAR**  
Gas, Diesel & E85

• Coffee • Groceries • Camping Supplies • Snacks • Drinks • Ice

**118 S. Dowling Street, Austin, IN 47102**  
Phone: 812-794-2391

OPEN 24 HOURS



## REM-BU Gun & Ammo Shop

• Guns • Ammo • Shooting Acc  
• Scope Mounting • Recoil Pad Install  
• Drill & Tap  
Buy, Sale, Trade  
Consignments  
Appraisals  
New, Old, Odd & Otherwise

DEER & TURKEY  
CHECK-IN STATION

115 West 7th Street  
Connersville, IN 47331  
765-825-2613

## and that's the news from West Central Indiana



by Don Bickel, Forester

### Squirrel Hunting With A Different Type of Gun

It's 7 AM and the wind is not blowing. This is the day. A squirrel hunt has had a foremost position in my mind for the past couple of days. However, with the wind at 10 mph at daybreak and double that by 8 AM, this squirrel hunter does not go forth.

True, here and there, the seekers of fried bushy tail and gravy are in the woods. There is a reasonable possibility of finding a few squirrels searching for breakfast on the ground as well as one sitting on a lower branch after finding a hickory nut in the high swaying tree top.

But for this hunter, in West Central Indiana, I'll wait for a still morning and maybe a slight shower the night before. I have something to prove or perhaps I should say, I know what will work, but I need a fox squirrel on a hickory branch above me to bring it together.

I have a Crosman Benjamin Trail NPXL 1100 air rifle, brand new and I want a date with a fox squirrel. The Benjamin is .22 caliber, break barrel and has a Center Point 3 - 9 X 40 scope. The power is generated by "Nitro-Piston - perhaps in layman's terminology, a permanently gas-filled cylinder as opposed to a spring mechanism.

Sighting in the scope and the resultant pellet firing demonstrated the air rifle's power. I have 2 additional air rifles - spring operated and break barrel. Firing at a target 100 feet out, neither would break

through 3 layers of corrugated cardboard. The Benjamin at 100 feet penetrates 3/8 inch plywood. Without a doubt, a small game - squirrel and rabbit - weapon.

Now, at daybreak, this morning seemed a good opportunity for a fox squirrel hunt. Considering the weather forecast, light breeze with 10 mph by noon and no appreciable moisture - read windy and wet by noon. But the morning remains and from 7:30 to 9:30, the squirrels should be active.

I have had a 30 year acquaintance with the woods. The wood's lanes and deer trails are as familiar as my backyard. The 3 decades of springtime maple syrup making and the fall deer season allows a first hand relationship.

On this morning - at sunrise - I'll park on the corn field lane, cross the fence, the south deer food plot and begin working my way down the lane on the south side of the woods. Here the shagbark hickories are scattered in amongst white oak, red oak, sugar maple and black walnut. Any of these could interest a fox squirrel searching for breakfast.

The grass in this lane allows quieter walking than off to the side where leaves and branches snap and crackle under foot. Ahead, where the lane bends to the right, is a small hickory and the sound of a dropped or fallen hickory nut catches my ear. This is an indication of three possibilities. 1. The wind has dislodged a nut, however, no wind. 2. A squirrel has sensed my presence and dropped the nut it was feeding on. 3. The squirrel has finished extricating the nut meat and dropped the shell in which case, it will be looking for another nut.

The vote falls to No. 2 and a fox squirrel jumps from the hickory to the neighboring large sugar maple with an apparent den hole. This is no time to figure the hickory is devoid of squirrels. I'll wait a few minutes before moving from my position, in case a second squirrel is present.

Nothing moves, so it's time to continue down the wood lane, across an area that was mostly grass and blackberry bushes 30 years ago and into another stand of mature trees. Here the hickories are more prevalent, increasing the likelihood of a squirrel.

Just ahead, the sound of small bits of hickory nut hull is a reasonable indication of a feeding squirrel. With the Benjamin sighted in for 100 feet, I feel confident even if the squirrel is in the topmost branches. The squirrel is still cutting pieces of the hickory nut

CONTINUED ON PAGE 26

## Barrett's Deer Processing Walk-In-Cooler

19 Years Experience  
24 Hour - Self Drop Off

**Making: Jerky, Salami Snack  
Sticks, Breakfast Sausage &  
Cheese Salami**

DEER CUT & WRAPPED

648 North Shea Rd., Scottsburg, IN  
Phone (812) 889-2820

## C&T CYCLE

WEEKDAYS 9-6 SATURDAY 9-12

(812) 752-5466  
800-521-5344  
[www.candtcycles.net](http://www.candtcycles.net)

15% OFF ALL ATV ACCESSORIES IN STOCK  
10% OFF SPECIAL ORDERS  
We Service All Major Brands of ATV's  
From Oil Changes to Complete Rebuilds  
Hwy 31 S. in Scottsburg, IN. Just Off I-65  
30 Mife. N. of Louisville — 85 Miles S. of INDY.



Crosman Benjamin Trail NPXL 1100 — an air rifle for small game hunting.. (Photo by Don Bickel)

## D & J's CORNER MART

CONVENIENCE STORE GAS & DIESEL  
SALAMONIE LAKE - SR 9 & 124

Bait & Tackle  
Biscuits and Gravy All Day • Broaster Chicken  
Plenty of Hot Food • You Need it, we got it  
**260-468-2460**  
Deer & Turkey Check-In  
Carolina Carport Dealer

## SOUTHEASTERN INDIANA HUNTING PROPERTIES

◆ ◆ ◆ ◆ ◆ ◆ ◆ ◆ ◆ ◆

Looking for hunting or recreational property?  
Have some you'd like to sell?

We specialize in marketing properties especially  
suited for outdoor recreation & hunting.

STEVE WOOLUM  
BROKER/AUCTIONEER  
VERSAILLES, IN 812-756-0033  
[www.woolumrealestate.com](http://www.woolumrealestate.com)





Bert Vanfleet standing in his Taxidermist workshop amid finished deer mounts on left and deer form's at right. (Photo by Ray Dickerson)



Bert carefully touches up an area near the right eye of one his clients deer mounts. The most important part of doing his work is accurate detail work on the deer mount.

## Looking Downstream



by Paul McCloud



At left the deer mount form has the basic features of a deer head with only the real antler attached. At right the deer mount form is covered with the actual deer cape. Note the accurate detail of the mouth, nose, eye, ears and hide. The taxidermist's skill is evident in this finished mount. (Photo by Ray Dickerson)

## Born to be a Taxidermist

Herbert "Bert" VanFleet did his first taxidermy job on a squirrel when he was ten years old, that was in 1978. It was his most prized possession for a long time.

Then he learned how to do taxidermy from a over-the-mail North Western School of Taxidermy course he read about in the back of Field and Stream magazine. He did birds and mammals. He would take Polaroid photos of his work and send it in to them, until he finished the course.

The year 1981 to 82 he took a night course with JVS Taxidermy and graduated successfully by mounting a muskrat and walleye.

He and his dad, Herbert VanFleet, Sr, spent a lot of time fishing locally and in tournaments, they loved to fish. So some of his first taxidermy projects were fish, mainly bass.

Today, Bert, has his own Taxidermy business and is doing quite well with it. All one has to do is take a look at the finished deer mounts, bear and fish hanging on the walls of his workshop to see where his talents lay.

He told me, "I strive for quality, authenticity, correct anatomy for the mount and any habitat the customer might want added."

Bert lives just south of Centerville, Indiana with his wife, Shelley and two sons, Tyler and Cody.

Besides his taxidermy business, Bert owns 12 Point Lawncare (937-533-5384) and does remodeling work on houses or business in the winter. All of which keeps him quite busy. He says, "raising a family today we both have to work to make ends meet."

In 2009 Bert went to Kentucky to learn more about taxidermy from a world champion taxidermist, John Griffith of Stearns, KY. He's been back there several times since. John works with him one on one, teaching him hands on, detail and quality workmanship sometimes 10 to 12 hours a day. John has won "Best in the World" titles for his taxidermy work. Bert recommends John to anyone who wants to learn more about taxidermy. John's contact info is 606-376-4380 or [www.griffithtaxidermy.com](http://www.griffithtaxidermy.com).

I asked Bert how long it takes him to do a deer mount, he replied, "I tell the customer six to eight months, depending on the work load at the time." "Last year I think the last one picked up was in June." "Then too, if I would get an influx of more than usual customers it might take a little longer, but generally 6-8 months will do it," he added.

Bert said he numbers

the animal, bird or fish as they are dropped off, he completes and delivers them in the same order.

He also told me, "I stand behind all my work, so if you're not happy, I'll redo it or I'll do what it takes to make you happy with it."

I asked him if he would take in older mounts that needed fixed up and repair them. He replied, "Someone gets a mount done by me and later on wants it cleaned, something repaired, a tine replaced or maybe an acorn knob fixed, yes I'll do it for a fee."

I asked, "Can you fix mounts for anyone who needs something like this done?" He replied, "No problem, I'll do what I can to restore it to its original look or as close as possible."

Give Bert a call at 937-533-0541 to make an appointment with him. Once you see the quality of his work I am sure you will do business with him. Currently he has a special \$20 off a shoulder mount for new customers only. Cut out the Coupon below with the \$20 off and bring it with you.

Our goal is to Deliver the Highest Quality in Your Mount

Expires 12/31/2011

New Customer Discount

New Customer Coupon THIS IS A 1 TIME DISCOUNT FOR NEW CUSTOMERS

BERT VANFLEET

COUPON

COUPON

CALL FOR APPOINTMENT

\$20

\$20

COUPON



**937-533-0541**  
Centerville, IN



**INDIANA DEER & ELK FARMERS' ASSOCIATION**

[WWW.INDIANADEER.NET](http://WWW.INDIANADEER.NET)

[www.indianadeer.net](http://www.indianadeer.net)



**ACE** **Scotts Hardware**  
 Junction 31 & 56, Scottsburg, IN  
 812-752-2991

- FISHING SUPPLIES
- CARHARTT CLOTHING
- HUNTING SUPPLIES
- GUNS & AMMO

Hours:  
 7 am - 8 pm Mon. - Sat. / 8 am - 6 pm Sun.

PRE - 1964 WINCHESTER'S & COLLECTABLES  
 SOUTHEASTERN INDIANA'S  
 LARGEST GUN TRADER!

**GT** **GUNS & TACKLE**

MARVIN L. COLE  
 ROBERTA S. COLE  
 812-663-2030

1510 NORTH LINCOLN STREET, GREENSBURG, INDIANA 47240

- CASE KNIVES
- DISCONTINUED - WINCHESTER 9422 & 9417 RIFLES
- TRAP GUNS - 17 HMR RIFLES
- RELOADING COMPONENTS
- PROFESSIONAL & REASONABLE GUNSMITH
- NITE LITES

"SPECIAL ORDERS & LAYAWAYS"

**JERRY'S WILDLIFE CREATIONS**

**TAXIDERMY SHOP**

- Deer • Fish
- Turkey
- Full Body Mounts
- Head Cleanup & Restoration

"COME SEE OUR NEW SHOW ROOM"

2619 E. Hudson St., Connerville, IN 47331  
 Ph: 1-765-698-4369  
[grubb2619@comcast.net](mailto:grubb2619@comcast.net)

**Outdoors Tales**



by Phil Junker

**Start youngster early in outdoors**

When it comes to teaching youngsters the basics and traditions of hunting, often squirrels or rabbits are the game that usually come to mind for the initial outings.

Squirrels are a good choice because many of the basics learned apply to other types of game, like deer and turkey.

My first hunting was for rabbits. Almost by accident I shot one with a BB gun when I was about 10 years old. While rabbits are good for learning, however it seems these days there are fewer and fewer rabbits to hunt. Most farmers have eliminated their fence rows and many also fall plow. Much habitat has disappeared.

The PR folks at Delta Waterfowl sent me information about starting youngsters hunting waterfowl. I've always thought of waterfowl hunting as difficult and challenging. The best hunting usually requires crawling out of a warm bed about the time many people go to sleep, and it also often requires waiting for birds in lousy weather. The worse the better.

However, the information from Delta Waterfowl President Rob Olson is interesting and worth passing along for would-be waterfowl hunting. Many of the recommendations apply to any type of hunting, and even relate in general to fishing.

"I really believe you can't start'em too early," said Olson, who hunted ducks and geese with his father well before he was old enough to pull the trigger. "One important thing we've learned with our First Hunt program is that hunting participation soars in families where parents hunt. The more you can nurture the culture when they're young, the more likely you'll have a kid who hunts over their lifetime."

Olson recently took his son Benjamin, 4, and nephews Petey, 8, and Joey, 6, to Delta to hunt ducks. "They had an absolute blast, and we didn't even shoot at a single bird," said Olson. "In many jurisdictions across North America, there are age restrictions on when kids can start hunting waterfowl. Restrictions or not, there is nothing stopping you from bringing the little ones along for a hunt. My advice is to just do it. You can't imagine how rewarding



Taking kids hunting at an early age not only teaches them about the outdoors, but creates many fond memories. (Photo courtesy Delta Waterfowl)

the experience will be—for you and the kids."

Here are 10 tips Olson recommends considering when you take youngsters into the field:

1. Keep it short. "It's like training a young Lab—short is always best," said Olson.
2. Pick the right day—this isn't the time for a tough, cold day in the marsh.
3. Make it fun. "Keep the focus on the kids and make sure the experience is fun and upbeat," said Olson. "Bring a football in case the birds don't cooperate."
4. Start teaching some basic skills, but concentrate on safety.
5. Bring lots of calls, and let the kids blow them as much as they want. The outing isn't about bagging birds. "Bring some ear plugs too, because it's probably going to get loud," Olson said.
6. Bring lots of snacks. "Kids always want something to eat," said Olson.
7. Bring a dip net. Yes, a dip net. "If the birds aren't flying, switch it up to a frog or water bug hunt. It doesn't matter to them."
8. Take a lot of photos. They are certain to become family heirlooms.
9. Bring a change of clothes because your kids are likely to get wet.
10. Get your kids to help clean the birds, and eat them that same day. "If you do, they'll get hooked on eating game," said Olson.

From this old outdoor writer's experience, don't worry about getting game. Make sure the kids have a fun experience. It's about the kids and not the adults.

###

For more information about Delta Waterfowl's First Hunt program visit:  
[www.deltawaterfowl.org/firsthunt](http://www.deltawaterfowl.org/firsthunt)

CONTINUED ON PAGE 27

**FOR SALE**  
**OHIO RIVER**  
**VIEW HOME**



**SITUATED**  
**ON 1.5 ACRES**  
**IN DERBY, IN**

This three bedroom home with two fireplaces has lot of glass in the two large living rooms to enjoy the river view. Large screened-in porch and two decks, two full baths, one with a jacuzzi tub, a nice kitchen at 13285 N. SR 66, Derby. Close to boat ramp, American Discovery Trail. \$139,000. Cell Phone: 812-499-0209.

**CHALET WITH A BEAUTIFUL BREATH TAKING VIEW**



New Construction 3 Bedroom, 3 Full Baths, 26x14 concrete walk-out patio, Huge wood deck 26x14.

This beautiful new construction chalet sits high on the side of a high hill on 3+ acres 4 1/2 miles west of Brookville, IN on US 52. As you can see it has one of the most beautiful views in Franklin County. Approximately 45 minutes to Hamilton, OH and 1 hour to Cincinnati, OH. Shown by Appt. Only Call (765) 458-5435



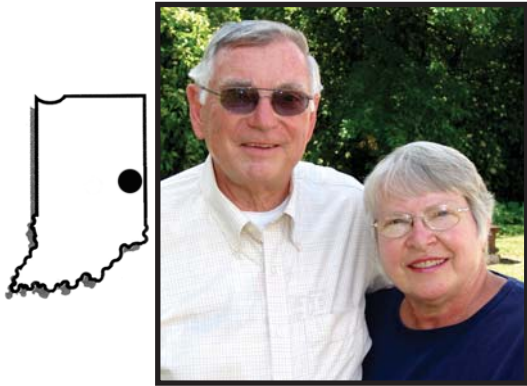


Many begin their camping experience in tents. These tents were set up at Hardy Lake State Recreation Area located in Scott County, Indiana. (Gad-a-bout File Photo)



A step up in camping comfortability is the Fold-out Camper, which gets you up off the ground for sleeping and visiting. (Gad-a-bout File Photo, 2007 Ft. Wayne Sport Show)

## Camping Here & Beyond



by John and El McCory

## Getting Started in Camping

In a couple of months the seasonal stock of all types of spring and summer "needs" will be hitting the shelves of all types of stores and outlets. That means that the last years equipment will be discarded, put on sale, or sent elsewhere to sell. The stores don't want to restock the yesterday's stuff. These RV and camper stores, sports stores, department and big box stores, and even campgrounds that have camping equipment want to get ready for the camping year to come. Good prices can probably be found if you research and compare these community outlets. We see good deals in the advertising sections of newspapers by people downsizing, moving or getting out of camping for one reason or another. Check out garage sales and flea markets. Auctions and estate sales are other places where anything from tents to campers, hiking boots to camp cooking equipment can be had. Such stores as Goodwill and Salvation Army sometimes have good deals way over in the corner away from the clothing section. Of course, some people like to buy new and not worry about used equipment. Remember, we're talking about getting started. By buying less expensive and deciding if you are cut out for the camping lifestyle, you're not out that much money.

Another place one may get a good deal is on such places as Craig's List or E Bay on the internet. Check out the new (or used) equipment

before buying from the above channels so you know just how much of a deal you're getting.

One would be surprised how much "stuff" people take on their initial outing. We've seen some families have to sleep in their car because (everything) they think they need is stored in the tents.

In last month's article about camping clubs and local, state, federal and private campgrounds, we mentioned that most of the organizations have websites on the internet. Some have blogs which include best places to camp----new, out of the way places to camp, and everything for sale from large motorhomes to camping equipment. Unfortunately some of the camping club members have lost their spouses or camping partner and are getting out of camping, thus offering equipment, etc., sometimes very reasonably priced.

Some people start camping in tents and graduate to campers and motorhomes. Some start with motorhomes and in later years move to fold downs or at least smaller campers. The most striking changes have been acquaintances and/or people we've seen in our campground and others we've seen on some of our camping trips. They have retired, sold their homes, stored what they wanted to save and purchased a motor home to be full timers. In these few cases it took them only a year or two to miss their families back home, just a few months before. We think it's worth renting a coach or travel trailer to try the full time lifestyle. When they're done, they could choose to go back to their own home. While gone on their try out of the system, someone could live in their home or at least check on it periodically. If they'd sold their home they could get a condo or villa near the town from which they had moved to be near friends and family again.

Even if you purchase a seasonal site (usually about six months in the Midwest) in your local area, live in the camper during the season, go to work from the camp, to try out the lifestyle. It may be better to try the lifestyle this way instead of being disappointed later when you've sold your home, purchased a motor home or travel trailer. We've heard several times that people tire of getting six to twelve miles per gallon of three and four dollar gasoline and eventually dislike traveling all the time. Please think seriously about going full blast camping immediately after retiring.

On the other hand we've met or have known so many people who've bought or have borrowed inexpensive tents or fold downs, mended them or stopped the leaks if necessary, and have enjoyed weekends or vacations with their family. After the nest is empty many of them have purchased small, new or used travel trailers. Many of them have worked their way to larger travel trailers, fifth wheels or motor homes. In their retirement years they've purchased larger units and sometimes leave them at RV parks in the southern United States, thus having a warmer winter home where their northern relatives can seek refuge from the sometimes torturous winters. We've seen some who just wish grandkids or other relatives would visit in the south more often. In the meantime their kids have learned the camping lifestyle from the simple to the more complex and may we add, much more expensive. Grandparents and parents have earned the more leisurely life. We've seen generations of kids go through the same exact steps their parents and grandparents took. It's really none of our business but it seems to be the obvious transition of events to follow.

Another thing we've noticed, especially in camping grounds where tents and fold down campers are allowed (and campfires), people in their sixties and into their eighties, camping in tents or fold downs, cooking over the fire, and sleeping in sleeping bags, way into the late fall, and starting again in the early spring, knowing they can't wait to get out of the house and into

## Marion's Greenhouse

4 miles North of 256 on Hwy 3, Deputy, Indiana  
812-866-2856

*Fresh Wreathes - Poinsettias  
Christmas Decor  
Christmas Cemetery Saddles*

*Soils-mulches-fertilizers-garden  
pharmacy-all your gardening needs!*

**Winter Hours**  
Fri thru Sat - 9:00 am - 5:00 pm  
Sundays 12:00-4:00

**Diekhoff**  
Mower Sales & Service  
Simplicity Cummins Generators  
Browning Safes

- Scag
- Stihl
- Echo
- Honda

935 W. CR 115 S, North Vernon, IN 47265  
Phone: (812) 346-3219  
Fax: (812) 346-2935

**Highsmith Guns**  
Sales, Repair & Training  
Best Prices - New & Used  
Certified Instructors  
Ask for Shane or Mark  
(317) 462-6290  
812 S. State St., Greenfield • www.highsmithguns.com

**McDonald's Bait and Tackle**  
Live & Artificial Bait  
Fishing & Hunting License  
Open 7 Days 6:00 a.m.  
"Deer and Turkey Check Station"  
Home Processing Supplies  
Excellent Sausage & Jerky Seasonings,  
Casings, etc. - "Check us out!"  
15 W. Grant Street  
Knightstown, IN 46148  
765-345-2074





Another step up in comfortability is the Fifth-wheel Camper which offers you facilities similar to your house at home. (Gad-a-bout File Photo, 2007 Ft. Wayne Sport Show)



Comfortability in camping plus the ability to move it down the road in this really nice Motorhome, with all the comforts of home. (Gad-a-bout File Photo 2007 Ft. Wayne Show)



Visitors to the Sport Show check out the different types of campers offered for their viewing. Portable generators at left. (Gad-a-bout File Photo, 2007 Ft. Wayne Sport Show)



A look inside the above Motorhome, a pull-out at left adds space and comfortability to the camper. (Gad-a-bout File Photo 2007 Ft. Wayne Show)

nature once again. You couldn't get most of these campers to sleep in a motorhome or in a motel in most of these seven or eight months, except in very inclement weather. They know there is nothing

that smells better than food cooking over an open fire.

Whatever your choice of camping lifestyle or whatever choice of progression you choose, take notes and videos of the instructions on how to set up or use new or used units. Be able to know where things are in the camping units and how they're used. We've been called to help set up tents, fold downs, help find how certain things function in travel trailers and motor homes, and we've been really stumped sometimes until we've read the directions passed on by the salesman at a dealership or written instructions given to the purchaser of a used tent or travel trailer. Please ask for directions when purchasing new OR used. Be sure all parts are checked out for damage or leaks or breaks before you sign the bottom line. We've actually found problems in new, never used units we've chosen to buy and have not signed to purchase until the proper changes have been made. We've been fortunate to have purchased from dealers that have good service departments and



The ultimate mobility and comfortability is this large motorhome. (Gad-a-bout File Photo 2007 Ft. Wayne Show)

back their units they've sold us. Check out: Camping Earth and Gear (the Clymb) on the internet. The list provided shows 17 things you'll need.

If you have anything about camping you would like us to write about, contact us at: 260-637-3524 or e-mail us at: [jmacnut@yahoo.com](mailto:jmacnut@yahoo.com).

John and El McCory

**Rick & Jeff's** *We Will Not Be Undersold!*  
**Floor Coverings, Inc.**

For All Your Floor Covering Needs  
**(812) 754-0888**  
 Now Carrying In Stock

*kathy ireland*  
 Shades Of America

Hwy. 56 East • Scottsburg, IN 47170

**APACHE - 4X4 EV**  
 North American Made  
 1 Year Warranty  
 Best Value in its Class

**POWER SOURCE**

- 64 Volt 30 Peak Horsepower Electric Motor
- 130 Ft. Lbs. Of Peak Torque
- High Capacity, 8 Volt Deep Cycle Maintenance Free, Absorbent Glass Matt Batteries
- Dash Mounted Battery Fuel Gauge
- 30 plus Mile Range on a Full Charge
- 700 Amp 72 Volt Controller
- -13 Degree F to 135 Degree F Operating Range
- On Board 20 Amp Charger/Maintainer
- Forward and Reverse Switching System

**DRIVETRAIN & SUSPENSION**

- "On Demand" 4-Wheel Drive
- 800 Pound Rated Heavy Duty Rear Leaf Springs
- Heavy Duty Rear Solid Axle with Shocks
- The Industry's Largest Payload
- Inner & Outer CV Axles on Both Half Shafts
- MacPherson Style Strut Front Suspension
- Rack And Pinion Steering

**CHASSIS, BODY, TIRES AND WHEELS**

- Heavy Duty Aluminum Frame Specifically Designed For Off-Road Use
- Standard Molded Camouflage Body Design
- 25" Mud Lite Off-Road Tires
- 12" Wheels

STEALTH ELECTRIC VEHICLES

STEALTH4X4.COM

Carley Farms LLC, 7131 1/2 E. 46th Street, Indianapolis, IN 46226 317-502-6999  
 Website: [www.elk4u.com](http://www.elk4u.com) • E-mail: [elk4u@carleyelkfarm.com](mailto:elk4u@carleyelkfarm.com)

**S & L ELECTRIC INC.**  
**HEATING COOLING ELECTRIC**  
 A CENTURY OF RELIABLE COMFORT

320 W. MAIN ST.  
 AUSTIN, IN 47102  
 812-794-3260






Treasure beach being searched for coins and prize tokens. Notice the sand falling from the scoop leaving the target. (Photo by [dansmalloutdoors.com](http://dansmalloutdoors.com))



Targets in the hunt included wheat pennies, buffalo nickels, and numbered metal tokens for prizes. (Photo by [dansmalloutdoors.com](http://dansmalloutdoors.com))

## Outdoors



With Rich Creason

### Outdoor Writers Find Buried Treasure

At 2 PM, the "Treasure Beach" was opened. My wife, Susie, and I had been giving general instructions to the participants waiting to try their luck at finding and digging for buried treasure. In this case, the treasure was old wheat pennies, those Lincoln head coins minted from 1909 thru 1958, Buffalo or Indian head nickels, 1913-1938, and 125 metal targets with numbers stamped on them corresponding to a merchandise prize.

The hunt field was a large section of beach on Rathbun Lake on the grounds of Honey Creek Resort, near Moravia, Iowa. The Association of Great Lakes Outdoor Writers (AGLOW) was having their annual conference at this location. Susie and I had already used our metal detectors to clean the area of any of the items already hidden under the sand which might detract from the enjoyable use of a metal detector by these mostly first time users. This included pull tabs, bottle caps, sinkers, nails, and other unwanted objects. We did find several newer coins and a couple toy cars during our cleanup. Unfortunately, we didn't find any jewelry which is always our hoped for target when hunting a beach.

Our general instructions to the group were mostly how a metal detector operates, what can be found, how deep it can find objects, and answer many other questions about their use. When the treasure hunters

actually entered the beach area, we gave them each personal instruction on the particular machine they were using, how to "pinpoint" a buried target, and how to quickly and neatly excavate their find and cover the hole remaining.

We placed about a half dozen machines on the table, along with several display boxes of items we have found over the last 35 years, including coins, tokens, jewelry, artifacts, and other interesting metal objects. We had three different model Tesoro Electronics detectors, including Susie's older Sidewinder, her favorite, plus a Vaquero and a Tejon. We also had several of another brand machine available for the writers to choose. Most chose the Tesoro machines because they are smaller, classy looking, and lighter in weight.

I also had a brand new Garrett AT Pro Underwater machine on display. I had only purchased it about a month before and hadn't had a chance to use yet, but wanted to show it, especially since we were on the beach. I will use this machine in the water to hopefully find many coins and rings. It can also be used on the dry part of the beach or grass areas, but it has a heavy search coil to counteract the buoyancy of the water. The entire machine, including the earphones, is totally waterproof.

We began taking the hunters into the planted area. We showed them how to properly swing the machine until they heard the "Beep", indicating a target. Then they recovered the item using a sand scoop, a basket with holes to allow the sand to run out leaving the treasure behind. Each participant was allowed to dig three targets. Since there was a two hour time limit when up to 150 attendees were allowed to try their luck, we were forced to stop them after just three finds. When we were not crowded, we had many ask if they could continue hunting and just rebury anything they dug up. Since we know most of the people and trusted them all, we allowed them to keep going.

We had the machines to put on a hunt like this, and we donated the coins, but we had to come up with prizes for the tokens somewhere. This is where we had a couple of organizations and several individuals really help out. Tesoro Electronics donated a new Compadre detector plus Tesoro hats and shirts,

([www.tesoro.com](http://www.tesoro.com)). Garrett Metal Detectors, ([www.garrett.com](http://www.garrett.com)), also gave us a large box of great items. I asked most of the other large detector manufacturers, for a donation, but these two were the only ones who stepped up and helped us with our hunt.

Wray's Treasure Shop ([www.wraystreasureshop.com](http://www.wraystreasureshop.com)) near Seymour, IN added several items for our prize list, and many of our detecting friends from several states donated a couple boxes of items to aid our efforts. Gary Manning of Virginia came through big time. He gave us over 100 Civil War artifacts he had found with his machines on private property, with permission. These are the only

### Concrete Creations

Quality Lawn & Garden Statuary  
Retail and Wholesale

NEW GIFT SHOP  
Featuring Warm Glow Candles  
60 plus Different Fragrances  
Oils and Oil Warmers

Lighted Infinity Mirrors & Solar Memorial Items

7210 W. 100 N, Farmland, IN 47340

765-468-8739

E-mail: [concreteranch@verizon.net](mailto:concreteranch@verizon.net)



Merrill A. Carrigan  
Owner/Operator

Pheasant and Chukar hunting  
Hunt with your dogs or mine

7516 S. 500 W.  
Rushville, IN 46173  
(765) 629-2354

website: [www.flatrockhunting.com](http://www.flatrockhunting.com)  
e-mail: [flatrockhunting@wildblue.net](mailto:flatrockhunting@wildblue.net)

### Cap N Hook Sports

"Your Geist Lake Connection"

- Fishing • Hunting • Live Bait
- Ammunition • Tasers • Muzzleloaders

"Introducing Archery!"

Tim Wolfe Wildlife

"Deer & Turkey Check Station"

OPEN YEAR ROUND

6383 West Broadway  
McCordsville, IN 46055

(317) 336-HOOK (4665)



Like a good neighbor,  
State Farm  
is there.®

**CARL SHARP**

27 W. Union St. Liberty, IN  
458-5574 or  
800-974-5574  
[www.carlsharp.com](http://www.carlsharp.com)



State Farm  
Insurance Companies  
Home Offices:  
Bloomington, Illinois



### Mower Repair & Sales

**NORFLEET Enterprises**

Full Service - All Makes & Models  
Mowers • Saws • Trimming  
Cars • Trucks

Middletown, IN  
(765) 354-4151

[www.norfleetauto.com](http://www.norfleetauto.com)







One of the spouses at our treasure hunt looking for some hidden coins or prize tokens. Our hunt was open to anyone present at the conference. (Photo by Susie Creason)



Our display table at the AGLOW conference set up with various detectors, boxes with found coins, jewelry, relics, etc. We talked to writers, spouses, Corporate Sponsors, and Tourism Representatives about our hobby. (Photo by Susie Creason)



Bruce Zastrow (winner of the Tesoro detector) looking for treasure. His best friend is watching but not helping dig. (Photo by dansmall-outdoors.com)



Bruce Zastrow winner of the Tesoro Compadre detector, hat, shirt, coin apron, earphones, and digger. Everything he needed to get started in this great hobby. Photo by Susie Creason

places these artifacts can be hunted. Gary supplied us with bullets, buttons, and assorted other metal objects from the Civil War. These were highly sought after prizes by our participants. Western & Eastern Treasure magazine supplied us with a couple subscriptions to their publication, and American Digger Magazine also gave us a subscription plus a great Civil War book. Some of our other prizes included a Garrett Gold Pan, a new kerosene lantern, an armor all Car Care Kit, a \$25 cookbook, a wall clock, a Thermacell Mosquito Repellent unit, and numerous other items. We thank all of our donors. Without their help, we could not have put on our hunt.

Many of the activities at our writer's conferences are limited to writers only. We opened our Tesoro detector drawing and our treasure hunt to anyone present. This included the writers, their spouses, the Corporate Sponsors, and all our friends from a large variety of Convention and Tourism Bureaus. For the detector drawing, we had

everyone present at our display table one day and at the evening meal drop a business card in a box. If they didn't have business cards, we had blank ones available for them to write their names. Just before the start of the meal, we had one of the ladies draw out the winning card. Bruce Zastrow from South Dakota was the lucky recipient of the Tesoro Compadre, Tesoro hat, shirt and coin apron, plus earphones and a digging tool. This was everything he needed to get started in this neat hobby.

Judging from the amount of people wanting to hunt longer and staying after the event was over to keep using the machines, I think our metal detecting hobby gained quite a few new enthusiasts.

The author may be reached at [eyewrite4u@aol.com](mailto:eyewrite4u@aol.com).

**SHOTGUNS HANDGUNS RIFLES AMMO**  
Muzzleloaders Scopes Holsters  
Tactical Rifles & Accessories

**MADISON OUTDOORS**  
Kimber Master Dealer  
See us on facebook at Madison Outdoors  
Smith & Wesson

at the junction of Cragmont and SR 7  
504 West State Street Madison, Indiana 47250  
[madisonoutdoors@yahoo.com](mailto:madisonoutdoors@yahoo.com) (812) 265-9306

MIKE CLEVENGER 765-642-GUNS  
Owner 642-4867

**CRACKSHOT GUNS**  
BUY • SELL • TRADE  
GUNSMITHING

715 East 53rd Street  
Anderson, IN

**Rick's Man Cave** and **The Pendleton Picker's**  
Colts & Pacers

NASCARS All Kinds Flags Oil Painting  
All Kinds Signs Hats Las Vegas  
Old Toys Deer Heads Eagles  
Wooden Boxes Drums Harley-Davidson

Monday - Saturday 10 am - 6 pm  
114 W State St, Pendleton, IN 46064  
Ph: 317-432-3497

**Riverside Sporting Goods**

1811 N. Washington St.  
Marion, IN 46952 • 765-662-1590  
Family Owned & Operated  
Manager: Chad Phillips

Fishing • Live Bait • Tackle • Propane  
Ice • Hunting • Guns • Ammo • Archery  
Personal Protection • Canoe Rental  
U-Haul Rental - 765-664-7939

**SUMMIT LAKE BAIT & TACKLE, LLC**

5180 Messick Rd.  
New Castle, IN 47362  
(765) 766-5158

Azure & John Cross  
New Owners

- Primitive Camping • Camping Equipment
- Propane • Groceries • Boat Storage
- Live & Artificial Bait
- Now Carrying Firearms
- Hunting & Fishing Licenses

[summitbaitandtackle@hotmail.com](mailto:summitbaitandtackle@hotmail.com)



# The Order of Red Men



by Malcolm Greene

## The Improved Order of Red Men

Greetings My Brothers!

Our one hundredth forty second Great Sun Council met October 21st and 22nd 2011 in Indianapolis. There are ten tribes scattered throughout Indiana. As of December 31, 2010 we have 620 members.

Our Sachem presides at the tribal council for one term and enforces the laws, usages, rules and regulations and maintains order and decorum. The Senior Sagamore fills in for the Sachem in his absence. Other chiefs include the Jr. Sagamore and the Prophet. Our Prophet must be a past Sachem, who invokes the blessings of the Great Spirit at the opening and closing of the council fire. He also gives the pledge of honor to the new warrior. His position is one of honor and reverence.

Please come and join us as a brother and as a patriotic American.

We meet the third Thursday of each month at MCL Cafeteria at 6:00PM for a meal and our council fire is lit at 6:45PM and quenched at approximately 7:30PM.

May the Great Spirit be with you throughout your journey. Look for us on the internet at [www.REDMEN.org](http://www.REDMEN.org) and/or call Malcolm Greene at 765-259-1958.

## News From The Indiana State Police

CONTINUED FROM PAGE 6

tions

- Make sure you have a charged cell phone in your vehicle **AND NEVER TEXT WHILE DRIVING.**
- **ALWAYS WATCH FOR STOPPED TRAFFIC AHEAD**
- **MOVE OVER AND/OR SLOW DOWN FOR EMERGENCY VEHICLES AND SNOW PLOWS!**
- **ROAD CONDITIONS:** visit INDOT's website [www.TrafficWise.IN.gov](http://www.TrafficWise.IN.gov) or dial 800-261-ROAD (7623).
- **WE NEED TO LEAVE OUR PHONE LINES OPEN FOR EMERGENCIES!**

This ends another month's installment. Thank you for allowing all of us serve all of you, have a safe holiday, and we shall talk again next month.

## Cowboy Mounted Shooting

CONTINUED FROM PAGE 15

\*note.... You can shoot off any horse ....ONCE!

Go to a club near you and don't get hurt! Some horses take to this easily, others will never do it.

The clothing originally started out as period dress 1880's to 1890's. Now, you can dress modern TV type cowboy with only a few restrictions. You must wear a cowboy hat, cowboy boots and if you wear modern jeans, you must wear chaps or chinks.

Your tack is recommended to be leather construction or of neutral colors to give that cowboy look.

To find out all about the rules, clubs, schedules, courses and all you can go to the Cowboy Mounted Shooting Association's website: [www.cowboymountedshooting.com](http://www.cowboymountedshooting.com).

The Illiana Rangers website: [www.illianarangers.org](http://www.illianarangers.org) is where you can see a club right here in Indiana. Check out the news and especially the photo gallery where you can see a lot of action shots.

Don't forget to check out the Rangers' schedule.

They are planning some really special activities including some large shoots with money added. The Illiana Rangers will be hosting the first Hoosier Classic at the Hoosier Horse Park on March 31, 2012 and April 1, 2012 in Edinburgh, Indiana site of the Pan Am Games a few years back. It is a really nice covered arena with barns and camping. This shoot should draw from several surrounding states.

On June 23 & 24, 2012 the Rangers will host a two day match at the Monroe County Fairgrounds Outdoor Arena in Bloomington, Indiana. There will be 4 stages each day with two stages of rifle competition.

August 4 & 5, 2012 will see the Rangers hosting another large shoot back at the Hoosier Horse Park in Edinburgh, Indiana.

The Rangers are planning other activities including a clinic for new riders and horses, fun shoots and campouts. Other matches are in the works as well. All matches are FREE to watch!

Well, there you have it. Ridin' and shootin', right here in Indiana. It jis' don't git any more "Cowboy" than this!

You've seen us at festivals, parades, and shows. It is good clean family entertainment at the very least. Come and see us.

For more information contact: Bob Chattin 812-665-3489 or Richard Fowler 317-590-5011.

## W. Central Indiana News

CONTINUED FROM PAGE 19

hull as I move to a small sapling.

This small tree will give me a rest for the rifle and its position allows a good view of the treetop. Once again, a nut falls to the ground, but this squirrel has not seen me. After a search through the treetop, the fox squirrel finds another nut and moving down the branch, settles in to begin eating.

The squirrel is not entirely visible, but head and chest are in full view. Find the squirrel in the scope and firmly press the trigger. The rifle sounds with a muted explosion and the pellet connects with a "thump". This fox squirrel has dropped its last hickory nut and topples off the limb to the ground.

When the squirrel is picked up, I find the pellet struck the chest, not the head as I had hoped. None the less, a quick killing shot. Virtually no meat wasted and now find a second squirrel for the dinner table.

The Benjamin's sound has not greatly disturbed the squirrel several trees over. The sharp squirrel chatter indicates its discomfort, but it seems to say, "I don't know what just happened, but I'll stay in my tree."

After waiting a few minutes, I cautiously moved toward the 2nd squirrels' tree. Once again finding a small tree in a location which gave a good view of the hickory's top, I waited for the squirrel to make the next move. And in a few minutes, there was leaf movement in the tree top.

This squirrel also selected a hickory nut, moved to a lower limb, settled in to begin biting away the nut's hull and in full view for the air rifle's attempt. Resting the rifle against the sapling's trunk, entering the crosshairs on the squirrel's head, pressing the trigger and fried squirrel and gravy tonight.

This shot connected with the fox squirrel's head, instant kill and no meat damage - unless the hunter has a liking for squirrel brains - but that is another story.

**WAR SOUVENIRS**  
See Miles or Sharrie  
612 North A Street, Richmond, IN 47374  
Bus. (765) 966-0417  
1-800-686-2769  
[hhq313arty@frontier.com](mailto:hhq313arty@frontier.com)

GLOVES-WOOL-BLANKETS-  
PINS-PATCHES-  
BOOKS-BELTS-  
KNIVES-  
INCENSE-  
AND LOTS MORE

**Hunters Dream TAXIDERMY**  
3427 S. 1000 E.  
CRAWFORDSVILLE, IN 47933  
[www.HuntersDreamTaxidermy.net](http://www.HuntersDreamTaxidermy.net)

JIMMIE VOGEL  
LICENSED TAXIDERMIST

317-490-4703  
765-723-1505

*Riggle-Waltermann*

**MORTUARY, INC.**  
32 SOUTH ELEVENTH STREET  
RICHMOND, INDIANA 47374  
PHONE (765) 966-7684

N.F.D.A.  
I.F.D.A.  
[www.riggle-waltermann.com](http://www.riggle-waltermann.com)

**A-1 LOCK & SAFE SHOP**  
765-966-2597

**Tri-County Awards**  
765-966-0757

**SignGrafX**  
AND ENGRAVING  
765-962-3636

**THE GAD-A-BOUT**  
CALL TOLL FREE 1-877-855-4205

1001 South "E" Street, Richmond, IN 47374

**PLEASE SUPPORT THE ADVERTISERS IN THE GAD-A-BOUT, WITHOUT THEM IT COULDN'T BE PRINTED!!!**

**Buck Scrape Taxidermy**  
*Wildlife Artistry*

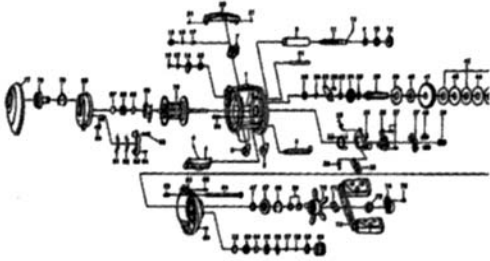
Tom Cooper  
107 N 600 E  
Greenfield, IN 46140

(317)498-4372  
[buckscrape@comcast.net](mailto:buckscrape@comcast.net)  
[www.buckscrape.com](http://www.buckscrape.com)

At Buck Scrape Taxidermy we stand behind our work to provide the sportsman with quality taxidermy and customer satisfaction.



**HOOSIER REEL**  
 Cleaning & Repair  
 Ultrasonic cleaning Synthetic lubricants



Cleaning & lubrication \$17.00 per reel  
 Minor repairs, clean & lube \$20 + parts  
 3097 Ash Way, Lapel, IN 46051  
 765-425-6794  
[hoosierreel@gmail.com](mailto:hoosierreel@gmail.com)


**J & J FARMS**  
 Home Raised  
 All Naturally Fed Meats  
 Chicken, Turkey, Pork, Beef  
 Low Prices - High Quality  
 We Also Have Brown Eggs  
 Free Range Hens — All Natural  
 4199 US 36 East, New Castle  
 765-520-0897

**The SIGNAGE**  
 CUSTOM SIGNS & GRAPHICS



Now Offering  
**CAR & TRUCK ACCESSORIES**  
 Chrome Accessories, Custom Molding, Wing Kits, Wheel Covers, Replacement Grilles,  
 ABS Side Bars, Tonne Covers and Much More  
 Custom Graphic Kits, Pinstriping, Window Skins & More!  
 Call or Stop in Today!  
**765-778-5254**  
 Located just North of Historic Falls Park  
 526 N. Pendleton Ave. Pendleton, IN 46064

**WAGNER'S**  
**BARBER SHOP & GUNS**  
 Haircuts \$10  
 Guns Slightly More  
**GUNS**  
**GUN REPAIR**



532 W. Sheridan  
 Greensburg, IN 47240  
 Phone (812) 663-2553

**Wanamaker Guns**



Military & Collectable Weapons our Specialty  
 • Buy-Sell-Trade • Class 3 Weapons  
 • Consignments Welcome • We Buy Collections  
 • Restorations-Repairs-Appraisals  
 7915 Southeastern Ave.  
 Indianapolis, IN 46239  
 Mon, Tue, Thu, Fri 9:30-5:00 / Wed 12-5:00 / Sat 9-1:00 / Sun Closed  
 Other Hours by Appointment  
 317-862-4867  
[www.wanamakerguns.com](http://www.wanamakerguns.com) [wanaGUN@sbcglobal.net](mailto:wanaGUN@sbcglobal.net)

**Outdoors Tales**

CONTINUED FROM PAGE 21

###

**HALLOWEEN GHOST?** -- It was fitting for Halloween. Several weeks ago neighbor Scott Wahl power washed my fifth wheel RV located at Hickory Hills Campground in northern Owen County. He used his step ladder for the cleaning.

It was a pleasant fall day. Ideal for the project. As Scott finished the project, he noticed damage to the rear of the camper. A limb had fallen and poked a hole in the roof. As we prepared to leave the campground, our thoughts shifted to getting the roof repaired before rains scheduled in a couple days were to arrive.

As a result, we left the campground forgetting the ladder. At home we realized the ladder was missing. I drove back to the campground the next day and the ladder was gone. I asked several campers about it. I also checked with the campground folks. No one had seen it. Had been sure the ladder would be sitting waiting for me. Fortunately at the campground, no one ever bothers anyone's property.

I visited the RV several times over the next couple of weeks. Still no ladder or word of its disappearance.

I drove to the camper Halloween weekend to do some closeup work anticipating the upcoming winter, freezing weather. The ladder had somehow reappeared set up in exactly the place near a slideout, just where it had been left several weeks before.

It probably was the result of someone who borrowed it, remembered it, and returned it as they also were closing up their RV. Or, maybe it was the Halloween ghost of Hickory Hills.

Anyway, the ladder is safely back and stored in Scott's tool shed. And, maybe the ghost got his gutters cleaned as well.

###

Contact writer Phil Junker by email at: [outdoorscribe@yahoo.com](mailto:outdoorscribe@yahoo.com)

For more outdoors with Phil Junker, contact his blog at: [outdoorscribe.blogspot.com](http://outdoorscribe.blogspot.com)

**Roaming The Outdoors**

CONTINUED FROM PAGE 4

card for me that Hedi O'Bayley had sent to us in a letter. On Sept. 28, I looked up Byron's obituary on the Horan&McConaty Funeral Home website in Colorado. It read, "Byron Leo O'Bayley, 70 years of age, of Aurora, CO, passed away on August 8, 2011. He is survived by his wife of 47 years, Hedi O'Bayley; his children Linda O'Bayley, Margaret Burkhart and her husband Scott, Jennifer O'Bayley, and Byron O'Bayley; grandchildren Maria Burkhart, Matthew Burkhart, Markus Burkhart; and sister Linda Cates and her husband Kenny. Byron was interned at Fort Logan National Cemetery.

Shortly after graduating from Centerville in 1959 Byron joined the United States Army and made a career of it. I didn't see much of Byron until 1987 when Sherry, Amy and I stopped at their home in Aurora, Colorado and visited with them on our way back from a trip to Yellowstone National Park. In

2005 and 2006 he visited with us here in Centerville when he was here visiting relatives and I think the last time may have been our 50th graduation reunion in 2009 here in Centerville.

Probably my most memorable time spent with Byron was when we were Explorer Scouts in Troop 16, Joel Rhodes our Scoutmaster took Byron, myself, Quentin Vaughn, Ron Roehler, David Daggy and Jim Cannon to Isle Royale National Park for a leisurely 50 mile hike across the length of the island. That was a long time ago, but yet it seems like yesterday. How time flies.

On November 3, 2011 I got an e-mail from Hedi O'Bayley, Byron's wife that read:

*Hi Raymond,*

*Sorry it took so long to write you a note.*

*I received the obituary about Byron from Jerry Cockerill. You did a wonderful piece about Byron. Thank you so much.*

*I am doing okay. I try and keep busy, that helps. And my kids live in the area.*

*Thanks again for your friendship to Byron all those years. And Sherry, I'll never forget all the wonderful Saturday evenings when you came and kept me company when Byron was in Vietnam.*

*Thanks again.*

It was so good to hear from Hedi, I had sent her my new e-mail address and wondered about her.

**THIS MONTH THERE IS ROOM FOR ME**

For the past several months I haven't had enough room in my newspaper to put in information I wanted to write about. This month I'm taking center stage from this point on.

This issue has some really interesting articles in it. Check out the list on the cover, most are written by the regular writers plus a guest writer, Bob Chattin.

"Cowboy Mounted Shooting in Indiana" written by Bob "Roy Ranger" Chattin, see more about him below and on pages 14-15.

**BOB "ROY RANGER" CHATTIN**

Here is a little bit of information about Bob Chattin who has written an article in this issue about the Illiana Rangers Cowboy Mounted Shooting Club.

Bob is an Air Force, Indiana Air National Guard Veteran 1967-1974. He was raised on a farm. He retired after 39 years with Duke Energy as a line service specialist. He has been married to his wife Pamela 40 years next month, has four children, ten grandkids and one on the way, (grandkid that is).

Bob's horse, Rocky, is a quarter horse Palomino, Grade, no papers, 15-3 hands that he raised. Rocky took over after Bob lost his first horse, Buddy. Rocky was saved from Red Maple Leaf poisoning 3 years ago. It is normally a 4 day fatal event. He still has some issues with left over effects from this and now that he is 18 and getting harder for him to run, Rocky attended his last shoot in September at the DuQuoin, Illinois State Championships. He will be retired to the grandkids, parades, trail riding, and nursing home visits from now on.

See page 14-15 to read and view pictures of this fascinating way to break balloons from horseback with shootin' irons the way "Roy" and "Gene" did it back when you and I were young.

Maybe I should re-phrase that, back when I was a young'un.

CONTINUED ON PAGE 28

*In Loving Memory Of*



**Byron Leo O'Bayley**  
 1941 ~ 2011



Byron and Hedi O'Bayley visited our home in Centerville on May 31, 2005. Left to Right: Ray & Sherry Dickerson, Hedi & Byron O'Bayley, friends forever.



## Roaming The Outdoors

CONTINUED FROM PAGE 27

### THE GAD-A-BOUT TO ATTEND THE RENFRO INDY SPORT SHOW IN 2012

After announcing publicly in my paper that I wouldn't be attending the 2012 Renfro Indianapolis Sport Show again, I have changed my mind. Mostly because Kevin Renfro called me last month asking me if I would reconsider my position if they would give me a good booth location. I talked with my sales representatives and some close friends about what would be best for The Gad-a-bout. They unanimously agreed that the Indianapolis Sport Show is a good venue to continue promoting The Gad-a-bout and a lot of people look for us there every year.

So I called Kevin Renfro back thanking him for bringing me back to my senses and accepted his offer.

The **Indianapolis Sport, Boat & Travel Show** will be **February 17th thru the 26th, 2012** at the Indiana State Fairgrounds. The Gad-a-bout will be in Tackle Town (Blue Ribbon Pavilion) as usual.

See page 2 in this issue for a special advertising rate for new advertisers to advertise in the January/February/ March sport show issues.

I hope to see many of you at the show.

### IN STATE TRAPPERS ANNOUNCEMENT

As the new President-Elect for the Indiana State Trappers Association, Fred Philips, is hoping to get this information about their activities out a little earlier than they have been in the past.

#### Public Announcement:

For those trappers out there that want another outlet for their fur, the Indiana State Trappers Association (ISTA) will be having a Fur Sale January 14, 2012 at the Miami County Fair Grounds, Peru, IN starting at 10am (EST). Your fur may be presented in the round, skinned, or stretched. It must be able to be laid out so that the buyers can look it over, so do not bring fur frozen in a ball. Immediately following the clean up of the fur sale a General membership meeting will be held. For further information, please contact Fred Philips at [fpp@juno.com](mailto:fpp@juno.com) or 765.938.1806. Please leave a message if I do not immediately pick up. Watch your top knot. Keep your eyes along the skyline.

Fred Philips, DVM

### UPDATE ON 2012 SEABEE REUNION

This past week I made arrangements with a local Hotel/Motel in Richmond reserving rooms for the 79th U.S. Naval Construction Battalion 67th Reunion that will be held there in September 2012. It's still almost a year away but I have to have things ready by March so I can send the Seabee's their invitations with all the details of what we are going to do while they are visiting here, the lodging, banquet, etc. And you know how time seems to fly by. Just as soon as I get done with my December issue I am going to contact the Seabee Museum in California to see if its possible to get a list of the 243 fellow Seabee's that was with Dad in CBMU (Construction Battalion Maintenance Unit) 624 when they hit the beach on Okinawa April 1, 1945. I'm also going to see if I can get a list of the Marines who were with Mag 33 who also hit the beach on Okinawa that day alongside the Seabees. If any of these men are still alive and I can locate them, I want to invite them to the reunion in Richmond. If my father, Ray Dickerson Sr, was alive today he would be 97. He was older than the Seabee's I have been visiting with at the Seabee reunion in Lancaster, PA and Pekin, IL, but he and they were together at the same time on Okinawa. Dad arrived there on April 1, 1945 along with Task Force 58 and they arrived there on April 14 coming from Saipan in a LST convoy.

The difference in age among members of the World War II Seabee's was due to the fact that the Navy wanted men that worked in all trades, i.e. electricians, welders, riggers, boilermen, butchers, cooks, construction, etc, regardless of age as long as they were fit for duty and experienced at what they did. Men going into the regular Navy as enlistees began with no rank, men who joined the Seabee's automatically was given the rank of Seaman Second Class. When Dad was discharged he was the rank of Machinist Mate First Class, he enlisted at the age of 28.

No, I wasn't a Seabee, I was in the U.S. Air Force.

My sister, Wilma Dickerson Woodford found the 79th CB website online back in 2007. She contacted me wanting to know if I would like to contact them too and see if they were the same unit that Dad had served with in World War II. As it turned out some of them had served with Dad in Alaska, but not in same unit on Okinawa. Wilma and I was invited by Fred and Lenore Hummel, hosts for the reunion that year which was held in Lancaster, PA, we accepted the invitation. Attending that reunion was five Seabee's who was in Alaska the same time as Dad, but none was in the same company. Jack Taggart from PA knew some of the guys who were in the photos I took with me, that I had found in Dad's scrap book from Alaska. We had a wonderful time at the reunion and were considered as part of the Seabee family from then on. We were invited to all the reunions in between that one and this years. But this was the first year I was able to fit it into my schedule. Next year's reunion I am hosting and I set the time and dates to match my schedule, it is special because it is in honor of my late father, MMS 1/c Raymond E. Dickerson who served in the 79th United States Naval Construction Battalion Honorably from July 1942 to October 29, 1945.

I'm looking forward to the reunion. I got a letter from Bob and Carolyn Huls, hosts for the Pekin, IL reunion this past September, telling me that they and all the attendee's are really looking forward to visiting with us here in Centerville, Indiana in September 2012.

If anyone reading this article was in the 79th Construction Battalion Seabee's in Alaska (1943-1944), Saipan or Okinawa (1945) during World War II or in the United States Marine Corps Mag 33 at Okinawa April 1945 I sure would like to hear from you. Call my cell phone 765-960-5767 or send a note to Ray Dickerson, P.O. Box 85, Centerville, IN 47330 or send e-mail to [ray@thegadabout.com](mailto:ray@thegadabout.com).

### WELCOME HOME VIETNAM VETS

SATURDAY, AUGUST 27, 2011

In the November issue I was only able to put the photos of the "Welcome Home Vietnam Veterans" and little else. I spent the entire day at the Wayne County Veterans Memorial Park in Richmond recording all the sights and sounds. It was a memorable day, one for my record books in that even though I only had the event hand-out to go by for what was going to take place, as it worked out I was at the right place at the right time to take some really good photos.

It was an awe inspiring day, one that brought a big sense of pride, joy and a tear to the eye as the events unfolded.

The sights and sounds were terrific, the people who put the activities together deserve a big round of applause.

The 38th Infantry Indiana National Guard Band was set up under a tent playing Military Service themes. Their beautiful music drifted around the entire park and added background music on cue for special presentations and events as they unfolded.

Vietnam Veteran Gary Franklin greeted everyone to the days events and was emcee for the day, he did a great job.

When Veteran Ron Brown parachuted from the small airplane directly overhead with the American Flag flying proudly behind him, it too was breath taking. I had a hard time finding him in the camera lens, I shot 3 frames actually just aiming in his direction, he was right in the sun. Amazingly when I looked at the photos on the computer I found a perfect one for the November issue.

Vietnam Veterans Joe Goebel, Jim Hall, Ron Hill and Ron Weadick raised the Colors.

Probably one of the most breath taking events was when Huey 369 pilot John Walker brought his helicopter over the park. At first all you heard was the tale-tale sound of the incoming Huey, a low throbbing sound growing louder by the second, then all of a sudden you could see it looming overhead, as fast as it arrived he swung it around and was out of sight again. John flew the Huey over the field several times, evading the many over head electrical lines traversing the park. Though I was never in Vietnam nor around helicopters, that first pass, the beating of the props and sound of the engine really got your attention. At that point I could imagine what it was like, for a brief moment, to be on the ground and the fear one would feel of an impending attack from the

## DAVE'S TRIANGLE LLC

•GUNS & AMMO •BAIT & TACKLE  
•FISHING & HUNTING SUPPLIES •ICE  
•SNACKS •SOFT DRINKS •FIREWOOD  
"PIZZA & SANDWICHES -LOCAL DELIVERY"

## BOAT STORAGE

SUN - THUR 8 AM - 5 PM  
FRI & SAT 8 AM - 7 PM  
Hazel & Dave Wilcox Jr

2955 S. Old Dunlapville Road  
Liberty, IN 47353, 765-458-7106

## J. A. BERTCH & SON INC.



HARDWARE  
PAINT  
PLUMBING  
ELECTRIC

51 WEST UNION STREET  
LIBERTY, IN 47353  
PH: 765-458-5512

## Peacepipe Bait & Tackle

OPEN ALL YEAR

HUNTING & FISHING LICENSE  
BAIT & TACKLE  
CAMPING SUPPLIES & GROCERIES  
FIREWOOD  
DEER & TURKEY CHECK-IN STATION

4975 S. 1000 W., Andrews, IN 46702  
260-468-2768



CUSTOM HOG & BEEF PROCESSING  
"Venison Sausage and Hams"

Custom Curing

Hickory Smoked Hams & Bacons  
CATERING

(765) 478-3426 1-800-846-6328

[www.rihmfoods.com](http://www.rihmfoods.com)

## TOLLIVERS

Hunting & Fishing Supplies



Directions: From Salem: go 135 N 12 mi., turn east bottom of Milport Knobs, go 3/10 mile. From Brownstown: go 135 S. approx. 10 mi., then same as above.

(812) 358-4867 or 1-800-238-0358



• Guns • Ammo  
• Camo Clothing  
• Mathews Bow Dealer  
• Live Bait • Voyager Boats



See Us For All Your Archery Needs





765.644.7113 Anderson, IN  
765.332.3048 Straughn, IN

**HOYT & MATHEWS**  
For the best in service & sales, come see us for all your outdoor needs.  
5245 US 40 EAST  
STRAUGHN, INDIANA  
Tues - Fri 1 PM - 8 PM / Sat 11 AM-5 PM  
Closed Sunday & Monday  
www.girtsarchery.com



**MILROY SHOES**  
Mastercard - Visa  
9214 S. State Rd. 3, Milroy, IN 46156  
(765) 629-2109  
Mon-Thur 8 - 5 / Fri 8 - 6 / Sat 8 - 3 / Closed Sun

**Check out our rates on Park Models, & RVs !**



**P.R.S. Insurance, Inc**  
17 W. Union Street  
Liberty, Indiana  
Downtown across from the Courthouse  
Phone: 1-888-PRS-9001

**SAVE A LOT**  
**Don't Pay A Lot!**

MON. - THURS. 8 A.M. - 8 P.M.  
FRI. 8 A.M. - 9 P.M. • SAT. 8 A.M. - 8 P.M.  
SUN. 8 A.M. - 5 P.M.



11143 U.S. 52  
Brookville, IN 47012  
(765) 647-2781




**TW's Taxidermy Service**  
Centerville, Indiana  
(765) 993-8450  
twstaxidermyservice@yahoo.com

air, it was breath taking - awe inspiring.

Vietnam Veteran Jim Disney gave the Invocation.

Vietnam Veterans Joe Goebel carrying rifle, Ron Weadick carrying helmet and Fred Jewitt carrying boots for the Placement of the Visitor in his spot between the Vietnam Memorial and the Moving Wall.

Veteran David Lucas led a Riderless Horse (Tradition) along the full length of the replica of the Vietnam Veteran Memorial Moving Wall.

Vietnam Veteran Gary Franklin the visitors a talk about the facts of the Vietnam War.

Placing Wreaths in front of the Vietnam Memorial while the 38th Infantry Indiana National Guard Band played music in the background was Vietnam Veterans, Max Marty placing the Purple Heart Wreath, Roger Stinson placing the Vietnam Veterans Wreath and Wally Dudek placing the POW/MIA Wreath.

Cindy Moistner sang, "Were You There," a special music presentation for the Vietnam Veterans, families and friends.

A Fort Wayne Police Officer and member of the Emerald Society of Indianapolis played the Bag Pipes as he walked the length of the Vietnam Veteran Memorial Moving Wall.

Vietnam Veteran Lt. Colonel Gary G. Crowden was the keynote speaker. He gave a good talk that was from the heart. He left us with a thought, that if we saw a man in uniform go up and thank him for his service to his country.

Gold Star Sister Vicki Meek gave the Welcome Home Roll Call of the 40 Killed In Action (KIA's) in Vietnam from Wayne County. As members of the KIA's family or friend (s) went up, each was handed a yellow rose. After all the names were called the families and friends went up to the wall. They located the name of their Killed In Action kin or friend and stood in that spot. During the placement of the yellow roses the 38th Infantry Indiana National Guard Band played in the background.

Then Richmond Police Officer Aaron Stevens sang "God Bless the USA" with the National Guard Band playing the music. At the same moment hundreds of red, white and blue balloons were released into the air. Officer Stevens gave a wonderful performance as he always does, he is a real good singer.

Vietnam Veteran Gary Franklin then announced the unveiling of one of the newest memorials at the park, the dedication of the Women Veteran's Memorial. Unveiling the Memorial was President of the Ladies Auxiliary, Barbara Boggs, and Sandy Weadick.

Vietnam Veterans Mark Stover, Al Bledsoe, Ron Weadick, Mike Parks, Jerome Marcum, Ron Hill and Roger Kimble fired a 21 Gun Salute honoring the Vietnam Veterans as Vietnam Veteran Jim Hall saluted the American Flag.

After the 21 Gun Salute the Veterans stood at attention as a Bugler from the 38th Infantry Indiana National Guard Band played "Taps."

That was the end of the scheduled events.

Before leaving the grounds I went over to where Huey 369 was parked and talked to its crew. In a future Gad-a-bout I will be doing a article about Huey 369 and the people who keep it flying.

**ARMED FORCES DAY PARADE PHOTOS  
RICHMOND, IN - NOVEMBER 5, 2011**



2011 Armed Forces Day parade Military Heritage Honor Guard passing in review. (Photo by Ray Dickerson)



2011 Armed Forces Day Parade, Modern Military Soldiers passing in review. (Photo by Ray Dickerson)



2011 Armed Forces Day Parade, Vietnam Veterans passing in review. (Photo by Ray Dickerson)

**My Opinion - On The Cutting Edge**

**COST OF GASOLINE, NONSENSICAL**

For the past several years if one wondered why the cost of gas at the pump increased, all you had to do was check the stock market and see if a barrel of oil had increased. It's not that easy now. The last time gas spiked in Indiana, this past summer, the cost of a barrel of oil reached \$99 a barrel. Well below the cost of a barrel of oil back in 2008 before the cost of gas plummeted to \$1.99 a gallon and some areas a bit lower than that. In recent months the cost of a barrel of oil dropped to close to \$80 a barrel and fluctuated up to \$89 and has been averaging about \$85 a barrel. Gasoline at the pump on the other hand has stayed up in cost depending on the area, around \$3.59 to \$3.95 per gallon. In our area, one of the highest in the state of Indiana, it has averaged around \$3.70 per gallon. Early last week the cost of a barrel of oil rose to \$90 a barrel and the cost of gasoline at the pump rose to \$3.85 a gallon. This time the cost at the pump went up when the price of oil increased, but when the price of oil dropped the cost at the pump stayed up.

In September when I got back from picking up my papers our gas here ranged from \$3.67 to \$3.79 depending on what side of Richmond you visited. The cheapest gas I bought recently was in the wee hours of Thursday morning in Ellettsville, just west of Bloomington, it cost \$3.59 a gallon. The way I figure it, gas costs what the dealers want to sell it for, we don't have an alternative and if we want to go from here to there, we pay their price or stay home.

The Canadians have a oil boom going on in their northwest provinces recovering millions of gallons of oil from oil rich sands. They want to build a pipeline from that area to the Gulf Coast in America, but for some reason our country would rather buy their oil from the Middle East. This makes about as much sense as believing that Obama knows how to fix our economy. The oil that runs through the oil pipeline that runs from the North Slope of Alaska to the United States that was built many years ago doesn't help America at all. That oil is shipped to the orient. If Canada can't find a receptive client here in America than more than likely they will sell theirs' to the orient also.

I saw some advertising on television a while ago about an oil company that is based here in Indiana who is drilling their own oil in Indiana near Terre Haute. They retrieve it, refine and use it right here in Indiana. The strange thing though is their gas sells at their pumps for the same price as the gas at all the other pumps and sometimes even higher. So maybe

**CONTINUED ON PAGE 30**



# Gad's Corner

SEND YOUR PHOTOS TO: THE GAD-A-BOUT, P.O. BOX 85, CENTERVILLE, IN 47330 (INCLUDE A SELF ADDRESSED STAMPED ENVELOPE IF YOU WANT THE PHOTO RETURNED)



Camille Kugler, 10 years old, shot her first deer during the youth hunt weekend on September 24, 2011. She is pictured with her father, Clint Kugler, whom assisted her during the hunt.. (Clint Kugler Photo)



11 year old Shelbie Hall took this her first deer the first morning of the Youth Season on 9-24-11. Below is a story Shelbie wrote for a school project. (Photo sent in by two very proud Grandparents Rick & Kathy Sturgis)



Jessica Hudson took this double main beam buck on 11-20-10 on Shepherd's farm near Commiskey, IN. (Jessica Hudson computer printed photo)

## On The Cutting Edge

CONTINUED FROM PAGE 29

it doesn't matter where we get our gas from, the price will never be reasonable again.

### **BURY ELECTRICAL POWER NOW AND THE NEXT POWERFUL STORM WON'T PUT 2 MILLION PEOPLE IN THE DARK**

We should no longer string electric lines on wooden poles. It will be costly at first, but we should be burying electric lines in conduit under ground. We need to start doing it NOW! Every time in all areas of the United States since the beginning of the use of electricity when a storm happens, electric lines fall cutting off power to citizens, businesses, industry, hospitals, etc. Case in point Katrina, Irene and thousands of other hurricanes, massive tornadoes at Joplin, MO, Greensburg, OK and millions of others that dance across the United States, tear down the electric lines including the large cross country lines. Thousands of lives and probably more have been lost to storm damage of electric lines. Yet every time the lines come down, they are put back up in the air until the next time they are knocked down!

How many people lost their power from North Carolina to Maine from hurricane Irene a couple weeks ago? Was it 600,000 or more? How long were they without power? Was it one to three weeks in the rural areas? Are we so addle that we think this makes sense? You might say, well it creates jobs! Yes, you are right, but in my mind, the benefit of burying the lines far outweigh the loss of jobs from the storms. The cost in human lives, cost and suffering should be of more concern. How many would have lost their power if their electrical power lines were buried beneath the ground. It makes no sense at all to string cable time and time again, just to have it knocked down every time a hurricane, tornado, thunderstorm, other high wind, flood, snowstorm, vehicles knocking poles down, flying objects knocking poles down and so on.

I worked for General Telephone Company when they had just begun burying telephone cable along the roadways and individual phone lines in buried drops to their homes. And too, all the fiber-optics cable that has been put in place in recent years that carries our communications is buried underground across the United States. Underground has its hazards from contractors, companies and individuals who fail to get area services located before digging up an area, driving posts, placing signs, etc. But those cuts in local buried service are very minuscule compared to a natural storm and its damage to the electrical grid.

Let your political representatives know that it's time for a change in the way we do things. If the electrical lines had been buried years ago, think of the lives, infrastructure and costs it would have saved.

I wonder how many trees it takes to hold up electric power in 50 states and how much it costs to replace them?

I have another question, but it will have to wait - why do we push and pick up snow, when it melts? ■

## My First Deer

by Shelbie Hall

On Friday night I was going to stay all night at the pond. My grandfather and my brother and I were going to stay at the cabin. First we had supper from Pizza King. We drove to the pond. Then my grandma helped me get my clothes ready for hunting. It was time for bed. It was kind of hard to sleep because I was nervous and grandpa snored.

Finally morning came we ate chocolate donuts and chocolate milk. Then we went in the woods and sprayed a special thing on our clothes called "scent away." This keeps the animals from smelling us. We

sat in the blind for about 15 minutes. Then about 7:45 the young buck walked in the field from the left side. I propped my gun up. I got a good shot, and boom! I yelled to my grandpa, did I get it? Grandpa said, "It looked pretty good." We waited about 20 minutes. Then we went and looked around. We began tracking the blood. We spent an hour looking for it.

Then we found it! My brother and grandpa took lots of pictures. Then it was time to field dress it. We carried it out of the woods and then we loaded it on to grandpa's truck. My mom and dad came and said good job. Then we took it to be tagged. The last thing we did was take it home. The next day we had deer pot roast with carrots and potatoes. It was a good weekend!!! ■

**COLOR RATES: 1 SPOT COLOR (ALL SIZES) \$10 • FULL COLOR 4-10 COL IN \$15 / 12-24 COL IN \$25 / 26-48 COL IN \$35 / 50-96 COL IN \$50**

**MAIL TO: The Gad-a-bout, P. O. Box 85, Centerville, IN 47330**

**SPORT SHOW SPECIAL ADVERTISE IN JAN., FEB. & MAR. AT LOWEST RATE**

**PLEASE NOTE: EACH DOLLAR AMOUNT BELOW IS PER INSERTION**

FULL PAGE	1/2 PAGE	1/3 PAGE	1/4 PAGE	1/8 PAGE	1/10 PAGE	4 COL. INCH	1/15 PAGE
ALT. SIZES 15.75" X 10.37"	ALT. SIZES 8" X 10.37" 12" X 6.88" 15.75" X 5.13"	ALT. SIZES 5.25" X 10.37" 8" X 6.88" 15.75" X 3.37"	ALT. SIZES 4" X 10.37" 6" X 6.88" 8" X 5.13"	ALT. SIZES 3" X 6.88" 4" X 5.13" 6" X 3.37"	ALT. SIZES 3" X 5.13" 4.5" X 3.37"	ONE SIZE 4" X 3.37"	MONOPOLY CARD SIZE ONE SIZE 3" X 3.37"
96 COL. IN.	48 COL. IN.	32 COL. IN.	24 COL. IN.	12 COL. IN.	9 COL. IN.	8 COL. IN.	6 COL. IN.
1 TIME	1 TIME	1 TIME	1 TIME	1 TIME	1 TIME	1 TIME	1 TIME
\$7.00 PCI	\$7.00 PCI	\$7.00 PCI	\$7.00 PCI	\$7.00 PCI	\$7.00 PCI	\$7.00 PCI	\$7.00 PCI
<b>\$651.00</b>	<b>\$336.00</b>	<b>\$224.00</b>	<b>\$168.00</b>	<b>\$84.00</b>	<b>\$63.00</b>	<b>\$56.00</b>	<b>\$42.00</b>
2-11 TIMES	2-11 TIMES	2-11 TIMES	2-11 TIMES	2-11 TIMES	2-11 TIMES	2-11 TIMES	2-11 TIMES
\$6.00 PCI	\$6.00 PCI	\$6.00 PCI	\$6.00 PCI	\$6.00 PCI	\$6.00 PCI	\$6.00 PCI	\$6.00 PCI
<b>\$558.00</b>	<b>\$288.00</b>	<b>\$192.00</b>	<b>\$144.00</b>	<b>\$72.00</b>	<b>\$54.00</b>	<b>\$48.00</b>	<b>\$36.00</b>
12 TIMES	12 TIMES	12 TIMES	12 TIMES	12 TIMES	12 TIMES	12 TIMES	12 TIMES
\$5.00 PCI	\$5.00 PCI	\$5.00 PCI	\$5.00 PCI	\$5.00 PCI	\$5.00 PCI	\$5.00 PCI	\$5.00 PCI
<b>\$465.00</b>	<b>\$240.00</b>	<b>\$160.00</b>	<b>\$120.00</b>	<b>*\$60.00</b>	<b>\$45.00</b>	<b>\$40.00</b>	<b>\$30.00</b>

### ADVERTISERS INFORMATION

(PLEASE PRINT LEGIBLY OR TYPE)

SALESPERSON: \_\_\_\_\_ DATE: \_\_\_\_\_

BUSINESS NAME: \_\_\_\_\_

OWNER NAME (S) \_\_\_\_\_ MGR. OR OTHER \_\_\_\_\_

STREET OR P.O. BOX: \_\_\_\_\_

CITY \_\_\_\_\_ STATE \_\_\_\_\_ ZIP CODE \_\_\_\_\_

PHONE: \_\_\_\_\_ FAX: \_\_\_\_\_

CELL PHONE: \_\_\_\_\_ OTHER: \_\_\_\_\_

E-MAIL: \_\_\_\_\_ WEB SITE: \_\_\_\_\_

Ad Size \_\_\_\_\_ Rate: \$ \_\_\_\_\_ Monthly Cost: \$ \_\_\_\_\_

METHOD OF PAYMENT & DATE - CHECK NUMBER: \_\_\_\_\_ CASH: \_\_\_\_\_

PLACE AD IN **JAN** **FEB** **MAR** APR MAY JUN JUL AUG SEP OCT NOV DEC  
(CIRCLE APPROPRIATE MONTH (S) • WRITE BELOW MONTH THE YEAR ADVERTISING BEGINS )

Customer Authorization Signature: \_\_\_\_\_ DATE: \_\_\_\_\_

**(ADVERTISING NOT ACCEPTED FOR: ALCOHOL, TOBACCO OR GAMBLING)**






Michael Johnson from Greenfield took this 16 point Buck on 10-2-11 in Huntington Co. with a bow at 8:30 a.m. (D&J's Corner Mart Photo, Salamonies Lake)



13 year old Jonathon Ward took this Doe in Decatur Co. on 9-24-11 with a 44 Mag. (Photo by Shelby Ward)



16 year old Shelby Ward took her first deer/Buck in Decatur Co. on 9-25-11 with a 44 Mag. (Photo by Jon Ward)



Landen Sullivan took this his first archery Buck on 10-2-11. (Red Barn Bait, Guns & Deli Photo, Salem, IN)



Ethan Collins took this Buck during the Youth Season on 9-24-11. (Red Barn Bait, Guns & Deli Photo, Salem, IN)



Nate Blair took this Buck in full velvet during the Youth Season on 9-24-11. (Red Barn Bait, Guns & Deli Photo, Salem, IN)

Mounds SRA DNR Office  
 Whitewater State Park Office  
CAMBRIDGE CITY  
 Cutshaw Market  
CENTERVILLE  
 Centerville City Building  
 Cinnamon Bakery  
 Gillman's Home Center  
COLUMBUS  
 Phoenix Guns  
 Premier Ag  
CONNERSVILLE  
 Fishing Shack  
 30th St. Shell Stn  
ELWOOD  
 Collins Taxidermy  
FOUNTAIN CITY  
 Marathon Station US27  
GREENCASTLE  
 US 231 N Family Restaurant  
GREENFIELD  
 Angler's World  
GREENSBURG  
 Cutting Edge Sporting Goods  
 Petro Stopping Center  
GREENS FORK  
 Greens Fork Little General  
HAGERSTOWN  
 Willow Springs Restaurant

HANOVER  
 BP Service Station  
 Circle K  
HAYDEN  
 Hayden Corner Store  
LAUREL  
 One Stop Marathon  
LIBERTY  
 Whitewater State Park  
 Whitewater RV's  
 Woodruff's Supermarket  
LOGANSPORT  
 Chuck's Bait Shop  
MADISON  
 Anderson Sales & Service  
 Circle K  
 Clifty Tire  
MARION  
 Dunhams Discount Sports  
MARKLAND  
 Shell Service Station  
MARSHALL  
 Gas Grill Restaurant  
 Turkey Run State Park  
METAMORA  
 Grist Mill  
MONROE LAKE AREA  
 Farmer's Market  
 Fishin' Shed

MORGANTOWN  
 IGA  
MORTON  
 Morton Bait Shop  
NEGANDARD CORNER  
 Haessigs Market  
NEW CASTLE  
 Wilbur Wright Fish & Wildlife Area  
NORTH VERNON  
 Clark Service Station  
 Crystal Flash Service Stn  
 Fast Stop  
OLDENBURG  
 Obermeyer Marathon  
PATRIOT  
 Fisk's Grocery & Hardware  
PENNTOWN  
 Lee's RV  
PERKINSVILLE  
 Bundy Ducks  
RACCOON LAKE AREA  
 Tiki Hut  
RICHMOND  
 Dunhams Discount Sports  
 Merkamp Sales Inc  
RISING SUN  
 BP Service Station  
ROCKVILLE

Valero Service Station  
RUSHVILLE  
 Farthing Grocery Store  
 Keaton Law Office  
 Phipps Animal Hospital  
SALAMONIES LAKE AREA  
 West Lost Bridge DNR Office  
SALEM  
 Casey's  
 Morgan's  
SCOTTSBURG  
 Casey  
 Swifty Service Station  
SEYMOUR  
 Citgo  
 Speed Way  
SUNMAN  
 Sunman IGA  
VERNON  
 Crosley Fish & Wildlife Area  
VERSAILLES  
 Crossroads Family Restnt  
 Marathon Food Center  
 Shell Service Station  
VEVAY  
 BP Service Station  
WABASH  
 Dunhams Discount Sports

WEBSTER  
 Webster General Store  
WINCHESTER  
 Haircrafters  
YEDDO  
 Jordan's Bait Shop  
KENTUCKY  
MILTON  
 River Side  
OHIO  
CAMDEN  
 Dan's Sport Shop  
CELINA  
 A View Sun & Snow Marina  
 D&W Marina  
 Kozy Kampground  
 Pullman Bay Family Restaurant  
 Windy Point Marina  
OXFORD  
 Hueston Woods Lodge  
 Park Office  
SAINT MARYS  
 Saint Marys East Bank Marine  
 The Outdoorsman

# DUTCH DISCOUNT GROCERIES

Located in Center Square • 10390 N. St. Rd. 56 • Vevay, IN 47043  
(812) 427-2594 • Mon -Fri 8 am - 6 pm. • Sat 8 am - 4 pm



Complete Line of Discounted Groceries • Cleaning Supplies  
Fresh Meats & Cheeses • Frozen Food • Bread & Milk  
Amish Made Crafts • Wooden Toys • Quilts & Hickory Rockers




## McGalliard Guns & More

800 W. McGalliard / Muncie, IN 47303  
Hrs. M-F 10am-6pm / Sat. Noon-5pm / Closed Sun.

Pistols / Handguns / Rifles / Shotguns

BUY • SELL • TRADE

Ph. 765-288-GUNS (4867)  
Fax. 765-288-4869





Southeastern Indiana's Newest and Most Exciting Outdoor Adventure Store



Christmas Lay-a-way 25% Down Now  
Balance Due On or Before December 24<sup>th</sup>



DPMS-223 AR-15  
Reg \$899.99 On Sale \$749.99

**STORE WIDE SALE**  
**EVERYTHING 5 TO 50% OFF**  
**THRU CHRISTMAS**



RUGER LCP W/CHROME SLIDE  
Reg \$419.99 On Sale \$319.99



ARMSCOR 38SP REVOLVER  
Reg \$269.99 On Sale \$199.99

**Black Friday Weekend Sale**

All guns 5% to 25% OFF  
Select Bows up to 25% OFF  
Archery Targets up to 25% OFF



HENRY GOLDEN BOY 22LR  
Reg \$459.99  
On Sale \$399.99

**GREAT GIFT IDEAS for ANY ONE OR AGE**

Knives

Archery Targets (3D, Bag, Paper)  
Gun Targets (Paper or Mechanical)

Youth Bow & Arrow (Combos starting at \$16.99)

Men's, Women's & Kids Boots

Gun & Archery Accessories

(Scopes, Slings, Lasers & Lights, Hearing Protection,  
Gun & Bow Cases, Cleaning Kits)

Hunting Accessories

(Clothes, Hats, Gloves, Scents, Calls, Ammo,  
Tree Stands/ Blinds, Flashlights)

**GIFT CERTIFICATES**

**"The Perfect Gift!!!"**

**LAY-A-WAY AVAILABLE**

**"While Supplies Last!!!"**



FRED BEAR 1ST SHOT KIDS BOW  
Reg \$19.99 On Sale \$14.99



NIKON PRO STAFF 3-9X40 BDC  
Reg \$229.99 On Sale \$189.99



SAVAGE MODEL 64 FXP 22LR  
Reg \$229.99 On Sale \$169.99



FRED BEAR BRAVE III PINK BOW  
Reg \$69.99 On Sale \$49.99



RUGER LC9 9MM  
Reg \$419.99 On Sale \$339.99



FRED BEAR WARRIOR YOUTH BOW  
Reg \$99.99 On Sale \$89.99

- Guns & Ammo • Bows & Archery Supplies • Hunting Equipment • Fishing Equipment • Live Bait • Hunting & Farm Clothing
- Hunting & Farm Footwear • Deer/Turkey Check Station • DNR Licenses • Indoor Archery Range

*If we do not have it, we will work hard to get it!!*

126 S. Perkins St., Rushville, Indiana 46173 (765) 932-3964

www.fieldsoutdooradventures.com

**"FAMILY OWNED AND OPERATED"**

Open Mon thru Sat 10 A.M. - 6 P.M. / Sun 1 P.M. - 5 P.M.

