

FREE HERE & ON www.thegadabout.com

SEPTEMBER 2010

THE

GAD-A-BOUT™

HUNTING, FISHING, ARCHERY, CAMPING, COOKING, HUMOR, DOGS, HORSES, TRAVEL, NEWS, OPINIONS, ETC.



TAG HOLDING 6 LB. WALLEYE CAUGHT BY JOHN IN BROOKVILLE LAKE - SEE MORE ON PG 3 & 7

PENDLETON FALL FESTIVAL PULLOUT - PG 15-18



PENDLETON FALL CREEK HERITAGE FAIR & DWTN FALL FESTIVAL SEPTEMBER 10-11 SEE PG 15-18



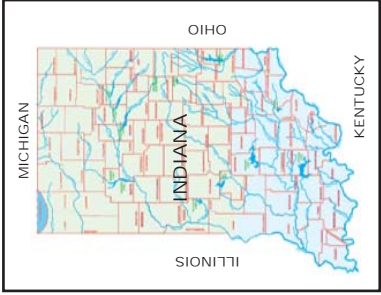
LIBERTY FOUNDERS DAY FESTIVAL SEPTEMBER 11-12 SEE PAGE 14



EXCELLENCE IN ANIMAL ARTISTRY SEE PAGES 8 & 9

ADVERTISER'S INDEX - SEE PAGE 2

PHOTO CREDITS PAGE 3



TO ADVERTISE IN THE GAD-A-BOUT SEE RATES ON PAGE 32 • CALL TOLL FREE 1-765-855-4237 • CELL 1-765-960-5767



"I WANNA RIDE."
IT'S NEVER BEEN EASIER



ON ALL BIG RED™ MODELS
AS LOW AS **3.99%**
FIXED APR
FOR 36 MONTHS ON APPROVED CREDIT*
AND **\$500**
BONUS BUCKS
ON SELECT MODELS**



OFFER ENDS SEPTEMBER 30TH

honda.com MULTI-PURPOSE UTILITY VEHICLES CAN BE HAZARDOUS TO OPERATE. FOR YOUR SAFETY, BE RESPONSIBLE. ALWAYS WEAR A HELMET, EYE PROTECTION AND APPROPRIATE CLOTHING. ALWAYS WEAR YOUR SEAT BELT, AND KEEP THE SIDE NETS AND DOORS CLOSED. AVOID EXCESSIVE SPEEDS, AND BE CAREFUL ON DIFFICULT TERRAIN. ALL MUV DRIVERS SHOULD WATCH THE SAFETY VIDEO "MULTIPURPOSE UTILITY VEHICLES: A GUIDE TO SAFE OPERATION" AND READ THE OWNER'S MANUAL BEFORE OPERATING THE VEHICLE. NEVER DRIVE UNDER THE INFLUENCE OF DRUGS OR ALCOHOL, ON PUBLIC ROADS, OR WITH MORE THAN ONE PASSENGER. BIG RED IS ONLY FOR DRIVERS 16 YEARS AND OLDER. DRIVER AND PASSENGER MUST BE TALL ENOUGH FOR SEAT BELT TO FIT PROPERLY AND TO BRACE THEMSELVES WITH BOTH FEET FIRMLY ON THE FLOOR. PASSENGER MUST BE ABLE TO GRASP THE HAND HOLD WITH THE SEAT BELT ON AND BOTH FEET ON THE FLOOR. RESPECT THE ENVIRONMENT WHEN DRIVING. *3.99% Fixed APR financing available for customers who qualify for super preferred credit tier for up to 36 months through Honda Financial Services. Payment example: 36 monthly payments of \$29.52 for each \$1,000 financed. Offer good on all new and unregistered MUV700 models. **\$500 Bonus Bucks valid on 2010 MUV700 models. Bonus Bucks redeemable only for purchases at dealer on purchase date. No cash value. Non-transferable. Redemption value not to exceed \$500. Offer ends 9/30/10. Check with participating Honda Dealers for complete details. Big Red™ is a trademark of Honda Motor Co., Ltd. ©2010 American Honda Motor Co., Inc. (7/10) 10-0871

ANDERSONS' Sales & Service

Madison, In

2914 CLIFTY DR

812-273-4262

July 1 - February 28 M-F 8:00 AM - 5:00 PM Sat 8 AM - 1 PM

March 1 - June 30 M-S 8 AM - 6 PM

STOP BY TODAY AND SEE OUR FULL LINE OF
Honda ATV'S
&
MOTORCYCLES

www.andersonssales.com



ON ALL FOURTRAX® RANCHER® MODELS
AS LOW AS **3.99%**
FIXED APR
FOR 36 MONTHS ON APPROVED CREDIT*
UP TO **\$500**
BONUS BUCKS
ON SELECT MODELS**



OFFER ENDS SEPTEMBER 30TH

honda.com UTILITY ATVs ARE RECOMMENDED ONLY FOR RIDERS 16 YEARS OF AGE AND OLDER. BE A RESPONSIBLE RIDER. ALWAYS WEAR A HELMET, EYE PROTECTION AND PROTECTIVE CLOTHING. AND PLEASE RESPECT THE ENVIRONMENT. OBEY THE LAW AND READ YOUR OWNER'S MANUAL THOROUGHLY. *3.99% Fixed APR financing available for customers who qualify for super preferred credit tier for up to 36 months through Honda Financial Services. Payment example: 36 monthly payments of \$29.52 for each \$1,000 financed. Offer good on all new and unregistered utility ATVs. **\$500 Bonus Bucks valid on 2010 TRX420 TE/TM models and \$300 on 2010 TRX420 FE/FPE/FM/FPM models. Bonus Bucks redeemable only for purchase at dealer on purchase date. No cash value. Non-transferable. Redemption value is not to exceed \$500. Offer ends 9/30/10. Check with participating Honda Dealers for complete details. FourTrax® and Rancher® are trademarks of Honda Motor Co. Ltd. ©2010 American Honda Motor Co. Inc. (7/10) 10-0857

ADVERTISER INDEX
 YOU CAN PICK UP A FREE COPY
 OF THE GAD-A-BOUT AT THESE
 ADVERTISER LOCATIONS LISTED

INDIANA
AMBOY
 IN Deer & Elk Farmers' Assoc Pg 24
ANDERSON
 Crackshot Guns Pg 27
 Nuce's Tire & Auto Svc Pg 7
 Shadyside Bait & Tackle Pg 23
AUSTIN
 Burris Electric & Plumbing Pg 5
 S & L Electric Inc. Pg 24
BAINBRIDGE
 English's Buffalo Farm Pg 5
BROOKVILLE
 52 Pik-up Convenience Store Pg 7
 Dairy Cottage Pg 11
 Noble Boys Furniture Pg 20
 Save-a-lot Pg 30
BROOKVILLE LAKE AREA
 Barton Bay Pg 23
 Dave's Triangle LLC Pg 14
 Frame's Outdoor Pg 9
 Harrison Hunting & Taxidermy Pg 8
 Max & Mims Market Pg 4
 MidLake Trading Post Pg 31
 Parkside Marine & More Pg 3
 Quakertown Marina Pg 6
 Steve's Marine Pg 5
 Whitewater Valley RV's Pg 12
CAMBRIDGE CITY
 All Creatures Loved Crematory, Inc Pg 28
 Amish Cheese Shop Pg 5
CAMPBELLSBURG
 Norm's Bait Shop Pg 10
COLUMBUS
 Gilliland Trailer Sales, Inc Pg 12
CONNERSVILLE
 Gray Haven Motel Pg 27
 Griffey Farms Pg 32
 Heim Motel Pg 27
 Rem-Bu Gun & Archery Shop Pg 22
DEPUTY
 Marion's Greenhouse Pg 5
DERBY
 House on Ohio River For Sale Pg 22
DILLSBORO
 Performance Lawn & Gdn Pg 9
DUBLIN
 Rihm's Meat Processing Pg 29
DUGGER
 4-Way Bridge Bait & Restaurant Pg 21
FAIRLAND
 Brownies Marine Pg 26
FARMLAND
 Concrete Creations Pg 26
 Farmland Conservation Club
 Aug 21 Farmers & Hunters Open Shoot Pg 24
 Sept 18 Girt's Archery Extravaganza Pg 24
 Sept 10-12 Hoosier Fall Classic Pg 21

Sept 19 Old Hunter's Shoot Pg 3
GEORGETOWN
 Mike's Metal Detectors Pg 20
GREENFIELD
 Buck Scrape Taxidermy Pg 18
 Jensen's Pawn & Guns Pg 27
GREENSBURG
 Country Mart/Premier Ag Pg 13
 Guns & Tackle, Inc. Pg 31
 Wagner's Barber Shop Pg 31
HAGERSTOWN
 David Federico, Attorney Pg 2
 Ken's Asphalt Sealing Pg 28
HARDY LAKE
 Pioneer Village Pg 20
INDIANAPOLIS
 Brooke's Army-Navy Surplus Pg 26
 Indiana State Police Pg 10
 www.Indiana Outfitters.com Pg 32
 Wannamaker Guns Pg 10
KENT
 Northern Trading Co. Pg 25
KNIGHTSTOWN
 Knightstown Meats & Catering Pg 18
 McDonald's Bait & Tackle Pg 7
KOKOMO
 Kokomo Marine Pg 4
 Martino's Italian Villa Pg 11
LAKE MICHIGAN AREA
 Brother Nature Charters Pg 6
 Indiana's North Coast Charter Ass'n Pg 6
LAUREL
 Laurel Hotel & Restaurant Pg 11
LEXINGTON
 McCleery's Dog Carriers. Pg 24
LIBERTY
 Carl Sharp State Farm Ins Pg 14
 Country Mark Station Pg 20
 J's Restaurant Pg 11
 J.A. Bertch Hardware Pg 14
 Liberty Chamber of Commerce Pg 14
 Liberty Restaurant Pg 11
 P.R.S. Insurance Pg 14
 Pizza King Pg 20
 The Country Store Pg 3
 Woodruff's Supermarket Pg 13
LINTON
 Redbird Cabin Rental Pg 12
LOGANSPOUT
 Chuck's Bait Shop & Paintball Supply Pg 26
 Dale Hardy Supplies Pg 25
MADISON
 Anderson Honda Pg 1
 Burris Elect & Plumbing Pg 5
 Madison Outdoors Pg 27
 Midtown Motors Harley Davidson Pg 13
MARION
 Jim's Tackle Shop Pg 4
 Riverside Sporting Gds Pg 30
McCORDSVILLE
 Cap'n Hooks Bait & Tackle Pg 26
METAMORA
 Hearthstone Restaurant Pg 11

Metamora Music Festival Pg 30
MILROY
 Flatrock Archery Pg 22
 Milroy Shoes Pg 25
 Troyers Country Store & Bakery Pg 31
MUNCIE
 Light House Bait & Tackle Pg 28
 Prairie Creek Pawn, Inc Pg 29
NEW CASTLE
 Farmer's Pike Festival Pg 19
 J & J Farms Pg 30
NINEVEH
 Ed's Trading Post Pg 4
NOBLESVILLE
 Log Home Center Pg 15
 NURPU River & Mtn Supply Pg 15
NORTH VERNON
 Diekhoff Mower Sales Pg 27
 Scott's Gun & Tackle Pg 21
PARKER CITY
 Ludco Gun Shop Pg 2
PATOKA LAKE
 Poor Boys Country Store Pg 31
PENDLETON
 Bobbi Jordan Agency Pg 17
 Daddio's Italian Cafe Pg 16
 Fall Creek Heritage Fair Pg 17
 Gaia Pg 16
 Gojoteki.com Business Services Pg 16
 Head Bangers The Salon Pg 16
 Lawrence Amsoil Pg 17
 Lawrence AGGrand Pg 17
 Live Well Hypnosis Center Pg 17
 Sign-Age Pg 16
 Stoops Automotive Group Pg 16-17
 Tammie Steele Financial Pg 16
 The Main Course Restaurant Pg 17
REMINGTON
 Caboose Lake Campground Pg 12
RICHMOND
 Army Navy Store Pg 26
 Best Stop Auto Care Pg 4
 Davis Transmissions Pg 4
 J's Restaurant Pg 11
 Mendenhall Hardware Pg 10
 Middleton Tool Sharpening Pg 25

Riggle-Waltermann Mortuary Pg 26
 Tri County Awards Pg 5
ROCKVILLE
 Rockville Lake Park & Campground Pg 12
RUSHVILLE
 Jerry Adams Taxidermy Pg 21
 Sgt. Smith's Army-Navy Store Pg 30
SALEM
 Red Barn Bait Shop Pg 23
SALAMONIES LAKE AREA
 Cottage and Cabin for Rent Pg 10
 Bozarth Country Store Pg 23
 D&J's Corner Mart Pg 2
 Peacepipe Bait & Tackle Pg 24
SCOTTSBURG
 Barratt's Deer Processing Pg 25
 C & T Cycles Pg 7
 Rick & Jeff's Floor Coverings Pg 22
 Scotts Ace Hardware Pg 25
SELMA
 Dry Dock Marina Pg 22
 Light House Bait & Tackle Pg 28
SHELBYVILLE
 The Gun Den Pg 18
SEYMOUR
 Burris Elect & Plumbing Pg 5
 The Gun Den Pg 31
STRAUGHN
 Girt's Archery Pg 26
SUMMIT LAKE AREA
 Summit Lake Bait & Tackle Pg 6
VALLONIA
 Tollivers Hunting & Fishing Supls Pg 7
VEVAY
 Dutch Discount Groceries Pg 8
WILLIAMSBURG
 Glick's Butcher Shop Pg 23
WINCHESTER
 Dishman's Quality Meats Pg 227
OHIO
CINCINNATI, OHIO
 Stories by Golden Eagle Pg 5
LAKE ERIE
 Boytim Charter Service Pg 6

D & J's CORNER MART



DEER & TURKEY CHECK-IN STATION **FOR SALE**
 Eat In or Carry Out "Good Food"
 • Hot Soup & Coffee • Deli Sandwiches • Pizza • Jerky
 • Groceries • Produce • Snacks & Drinks • Ice Cream
 • Picnic Supplies • Ice • Propane • Gas & Diesel
 • Bait & Tackle • Hunting & Fishing Supplies
 6581 West 600 S, Mt. Etna, IN • Jct. SR 9 & SR 124
 Mon - Sat 6 am - 8 pm / Sun 8 am - 7 pm • Ph. (260) 468-2460



BANKRUPTCY ATTORNEY
DAVID A. FEDERICO
 Both Chapter 7 and Chapter 13
 Friendly personal attention from an experienced attorney
 49 East Main Street in Hagerstown
 765-489-5888

FREE CONSULTATION
 "PROTECT YOUR FINANCIAL FUTURE"
 This advertisement is for a debt counseling provider

TENT SALE & AUCTION

Ludco Gun Shop's 7th Annual Tent Sale & Auction
 SEPTEMBER 17, 18 AND 19TH, 2010
 Tent Sale, Fri. & Sat. 9:00 am till 5:00 pm
 Auction Sunday Sept. 19th Starting at 10 am
 200 NEW AND USED GUNS along
 with LOTS of other HUNTING RELATED ITEMS
 Most items will be at dealer cost or below
 ALL SALES ARE FINAL and CASH ONLY
 Visit our website at Ludcogunshop.net for more Information
 or Call (765) 468-8136 - Open 7 Days
 Ludco Gun Shop is located 10 miles east of
 Muncie, IN. or 14 miles west of Winchester, IN.
 on State Road 32 in Parker City, IN
 Tent will open Sunday at 9:00 A.M.






THE GAD-A-BOUT™

IN THIS ISSUE

SEPTEMBER 2010 • Volume XX • NO. 246

Published by Ray Dickerson

P.O. Box 85

Centerville, IN 47330-0085

CONTACT THE GAD-A-BOUT

Toll Free: 1-877-855-4237 - Lv Message

Cell Phone: 765-960-5767

Office Phone: 765-855-3857

Fax: 765-855-3857 (Call First)

NEW Website:

www.thegadabout.com

E-Mail: thegadabout@frontier.com

COPYRIGHT BY GADCOE 2010

DISCLAIMER: The ideas and opinions expressed by the writers appearing in The Gad-a-bout are not necessarily the same as the publishers.

SPECIAL FEATURES

Steve Harrison "Excellence in Animal Artistry" by Ray Dickerson Page 8-9
 Liberty Founders Day September 11-12, 2010 Pages 14
 Fall Creek Heritage Fair & Downtown Merchants Fall Festival Special Pullout Section. Page 15-18
 30th Annual 2010 Farmer's Pike Festival September 3-6 Labor Day Weekend Page 19
 Metamora Music Festival Saturday & Sunday of Labor Day Weekend September 4-5, 2010 Page 30
 Farmland Conservation Club Old Hunters Shoot Pg 3, FMFH, Open 3-D & Girts Pg 24, Fall Classic Pg 21

REGULAR FEATURED OUTDOOR WRITERS

Roaming The Outdoors by Ray Dickerson (www.thegadabout.com, Help, Re-vised Distribution Area, Need Sales Help, Golden Eagle Memoirs, 4-Way Bridge For Sale, Indy Zoo, Metamora Music Fest, etc.) Page 4
 Talking Leaves by Golden Eagle (September month of change) Page 5
 Fishing Lake Michigan by Capt. Mike Schoonveld (Navigating like the vikings) Page 6
 So You Wanna Catch More Fish by Tag Nobbe (Off Shore Fishing Brookville Lake) Page 7
 News from the Indiana State Police by Sgt. John D. Bowling (Historic Connersville Post Closes & More) Page 10
 Kampfire Kookin' with Ray McCune (Teaching Eating or Eating With Properness) Page 11
 Camping Here & Beyond by John and El McCory (Getting Used to Retirement) Page 12
 Hoosier Horse Happenings by Rhonda Helming (A Very Busy Summer) Page 13
 Outdoors with Rich Creason (7 Days Digging Treasure) Page 20
 Trap Lines by Jack Turner, Jr. (A Fork in the Road) Page 21
 Outdoor Tales by Phil Junker (White Goose becomes mystery parent) Page 22
 Misfires and Snags by Dan Graves (To Motor or Not To Motor) Page 23
 Dog Tales by Alan "Grizz" Smith (It's harder than I thought) Page 24
 News from West Central Indiana by Don Bickel (Wildcrafters Booklets) Page 25
 Indiana Outdoors by Joe Martino (Dell's makes a great family vacation) Page 26
 Ramblings from Da' Region by Gene Clifford (Dove Hunting 101) Page 27
 Richard T. Gaston Memorial Walleye Tournament and Catfish Contest Entry Form and Information Page 32

GAD-A-BOUT DEPARTMENTS

Advertiser Index, Page 2
 Gad's Corner (Readers and Other Fish & Game Photos, Send in your Photo or other) Page 31
 Rate Sheet, Contract Form Page 31

THE COVER PHOTOS

Top Left: Liberty Founders Day September 11-12. Ken Smith from Alquina, Indiana standing next to his wife, Diana's, "Sneaky Snake, a 1951 Chevrolet Pickup, created by Kenny. It is powered by a 5.0 EFI Cobra Engine and a AOD Transmission. other custom features include: Custom "Indy Green" Paint by

Darren Miller, Power doors, Shaved door handles, Custom interior by "The Renovation Station," Custom swing-away tailgate, Custom swing-away license plate and Power windows. Ken and Diana had the "Sneaky Snake" at the 2009 Founders Day Car Show. The photo below Kenny is a photo of many of the cars there in 2009. See you this year. **See more on Page 14. (Photos by Ray Dickerson)**

Top Right: Tag Nobbe holding a 6 lb. Walleye caught by 9 year old John Curvin from Atlanta, Georgia, his 11 year old brother, Will, looks on. John caught the Walleye this summer drift fishing over structure with a Whistler Jig tipped with a night crawler. Tag is a professional fishing guide at Brookville. **See more on fishing Brookville Lake on page 7 (Photo by Grand Pa John Corya from Greensburg, IN)**

Bottom Left: Steve Harrison's Coyote mounted on a rock boulder and habitat he created. Find out what is meant by "Excellence in Animal Artistry" See Steve's story on page 8,9,28 & 29. (Photo by Steve Harrison)

Bottom Right: The Fall Creek Heritage Fair and Downtown Merchants Fall Festival will be held on September 10-11, 2010. See map of the town of Pendleton showing where all the activities will be taking place. **See Photos, Map and information on pages 15-18, a Special Pull-out Souvenir Section in this issue. (Photo by Ray Dickerson)**

FARMLAND CONSERVATION CLUB

OLD HUNTER'S SHOOT

September 19, 2010

9 a.m. to 3 p.m.

Rifle, Pistol, Shotgun, Muzzleloader and Trap Shoot

7 Different Events

OPEN TO PUBLIC

Contact: Mel Barnhart 765-584-1339

or www.farmlandconservationclub.org

CRESTLINER BOATS

DEALER OF THE YEAR



1750 FISH HAWK



2385 BATATA BAY



1600 FISH HAWK



FULL SERVICE MARINA

WE SERVICE ALL MAKES

PARKSIDE MARINE STORE

OPEN 6:30 DAILY

BAIT • TACKLE • GAS • WOOD

GROCERIES • ICE CREAM

FAMOUS CINNAMON ROLLS

RESTAURANT CARRY OUT

CAMPING SUPPLIES

"2011 MODELS ARRIVING SEPTEMBER"

HOME OF MWC WALLEYE CHAMPION

JEFF KOESTER

7191 Fox Run Rd Brookville, IN 47012

765-647-4619

E-mail: pmarine@wwwremc.net Website: www.parksidemarineandmore.com

"We are located across the road from Mounds S.R.A. Entrance at Brookville Lake"



CRAFTS • GIFTS • HOME FURNISHINGS
 FISHING & HUNTING LICENSES
 CAMPING SUPPLIES • LIVE BAIT
 LP GAS • FIREWOOD • ICE
 "CASE KNIFE DEALERSHIP"

302 S. Main St., Liberty, IN 47353
 765-458-9977

Roaming The Outdoors



by Ray Dickerson

www.thegadabout.com

HELP!!!!

At one time I couldn't find enough good information to put on 32 pages, but that isn't the case anymore, now I have too much.

This issue is packed with festivals and very informative articles written by writers from around the state of Indiana and two from Cincinnati, Ohio.

A few of my regular writers have taken leave for a while due to other commitments, they are Dick Dunnuck (dog activities), Joel Biltz (new baby) and Joe Studt (other work).

I must apologize to the folks at the IDNR who have sent me some very informative information to pass onto my readers, but I just don't have room for it in this issue. You can find most of it by logging onto their website www.in.gov/dnr/.

RE-VISED DISTRIBUTION AREA

Due to many factors I have had to re-vise my distribution area. All those folks in the areas I won't be distributing Gad-a-bouts to, if you can get on the internet at home, the library or other location you can log onto www.thegadabout.com and view it for FREE just like before. Most everyone can open it now, for a time the low resolution version was too fuzzy for readers who still had dial up to view it. Those with high speed internet, i.e. DSL, Broadband, etc. can open the high resolution and view it without a hitch. Last month was the first time I was able to have Eric Stallsmith put a new low resolution version on the website that just about anyone can open it. It's best quality is viewed at 150%.

Areas I no longer distribute The Gad-a-bout to: Lake Michigan Area, Greene-Sullivan Strip Pit Area, Vincennes-Evansville Area and Terre Haute Area.

Here is the number one reason I have discontinued the above areas.

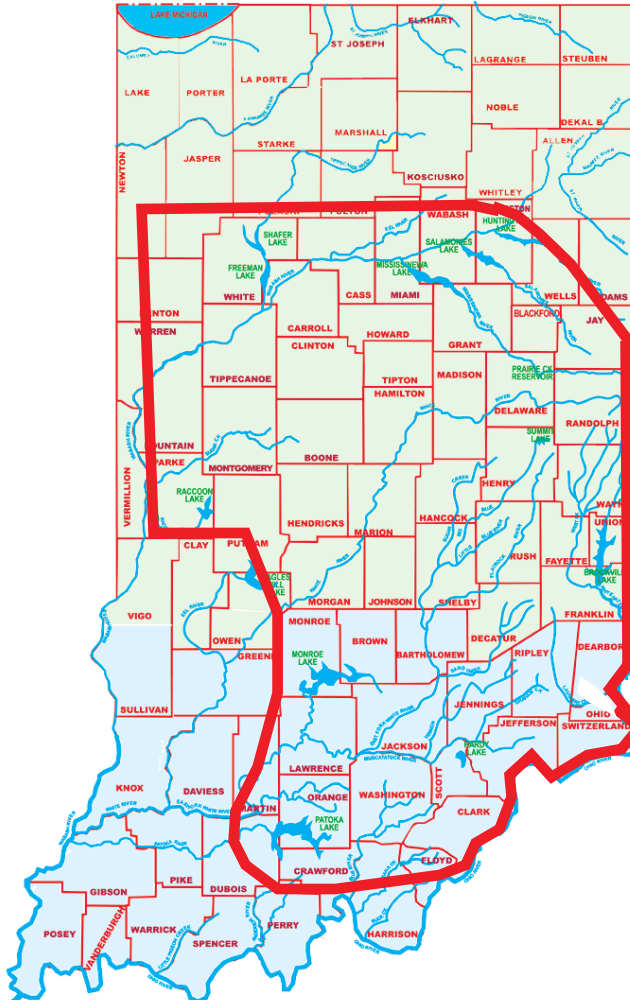
I got a call the other day from a RV Campground owner in Merrillville, Indiana, he said, We were getting your paper each month for a long time, but didn't get any this last month, why?

I told him we had been putting The Gad-a-bout in the Lake Michigan area since the summer of 2002. We never sold enough advertising to pay for all the papers we put there, that is why I stopped going there.

CURRENT DISTRIBUTION AREA

The Gad-a-bout can be picked up for FREE in an area bordered by Lawrenceburg/Aurora area (Southeast Corner) north to Portland area, west to

Roush/Salamonies/Mississinewa Reservoirs areas to Logansport to Remington, south to Raccoon Lake Area, south to Bloomington area, south to Patoka Lake Area, east to Aurora/Lawrenceburg. Below is a map that shows our distribution area inside the red line. For a complete list of pick-up points see page 2 of this issue. There are other places we leave them to support the current advertisers. That list will appear on the website at some point in the future. My website is currently under construction, about the only thing you can do on it is open the current Gad-a-bout and archives back to January 2010.



NEED SALES-PERSON-DISTRIBUTOR

I need to hire a Sales-Person Distributor for the following areas: Patoka Lake Area, Raccoon Lake Area and the Monroe Lake Area. Sales experience is necessary, also a dependable vehicle and you need to enjoy talking to outdoor related business people. You earn a 25% commission (see current rate sheet on page 31), gas allowance and if you want to write a column (it will depend on space available). Call me on my cell phone (765) 960-5767, e-mail to thegadabout@frontier.com or Toll Free 877-855-4237 or you can log onto www.thegadabout.com and send an inquiry from it. If you are reading this on the internet you can click on my e-mail or web address and go right to either a e-mail form or open up on the website.

GOLDEN EAGLE MEMOIRS

I published Golden Eagle's Memoirs for him recently. He told me that the person who was going to get it printed for him had some problems develop and wasn't going to be able to do it. So I printed 50 copies for him, that was the number he needed for friends and relatives. If anyone is interested in get-

CONTINUED ON PAGE 29

FREE INSPECTION

DAVIS TRANSMISSIONS

RANDY DAVIS, OWNER

**715 NW 5TH STREET
RICHMOND, IN 47374
DIAL 765-962-9744**

"WORTH THE DRIVE" OPEN 7 DAYS

ED'S TRADING POST

8012 S. NINEVEH RD., NINEVEH, IN 46164

• Guns • Bait • Tackle • Ammo • Archery & MORE

"THE BIGGEST LITTLE STORE IN THE WORLD"

317-933-GUNS (4867)
www.edstradingpost.com

INDIANA'S LARGEST SELECTION OF TACKLE

FULL LINE OF TACKLE

- GARY YAMAMOTO • ZOOM • NET BAIT
- POOR BOYS • STRIKE KING SEXY SHAD
- DO-IT MOLD PRODUCTS
- WAPSI FLY-TYING STUFF


ALSO OFFER BASS PRO SHOP PRODUCTS

JIM'S TACKLE SHOP

2021 S. WESTERN AVE., MARION, IN 46953

PH# 765-662-7806

Hours: 6:30 am - 5:00 pm / Close Sun & Wed



MAX & MIMS MARKET

5987 S. STATE ROAD 101
765-458-6300

- Live Bait & Tackle • Gas • Firewood
- Groceries & Snacks • Ice • Propane

(Located in front of Heritage Hills Campground)

INDOOR & OUTDOOR STORAGE

OPEN 7 DAYS A WEEK
Friday & Saturday 7 AM - 11 PM

Best STOP Auto Care

2 Salisbury Rd., Richmond, IN

Complete Auto Service

- Tune-ups
- Brakes
- Transmissions
- Major engine work
- Cooling system service

Courteous, Friendly Service
Questions? Just Ask! We're Here To Help!
Pick up & delivery service available

CALL US TODAY

765-935-3849


KOKOMO MARINE SALES & SERVICE

MERCURY MerCruiser **LOWE BOATS** **MERCURY Outboards**

33 YEARS OF MERCURY MARINE SERVICE
Mercury / Mercruiser Master Technicians

- Spring Tune-ups • Storage

2000 North Phillips - Kokomo, IN
(765) 457-2202



Amish Cheese Shop
 ARTISAN CHEESES FROM AMISH MILK
 Fresh Baked Goods, Jar Products, Crafts & Special Orders
 1-70 Exit 137
 2001 North State Road 1 Phone: (765) 478-5847
 Cambridge City, IN 47327 Toll Free: (800) 478-5849



ENGLISH'S BUFFALO FARM
Meat & Gift Shop
 visit our website
 www.englishsbuffalofarm.com
 or visit the farm
"WE SHIP MEAT"
6432 N. US Hwy 231
Bainbridge, IN
(765) 522-7777
 Open Fri, Sat & Sunday 12:00 - 5:00 or by chance
 Visa and Mastercard Accepted-NO CHECKS



A-1 LOCK & SAFE SHOP
 765-966-2597



Tri-County Awards
 765-966-0757



Sign Graf X
 765-962-3636



1001 South "E" Street, Richmond, IN 47374

Marion's Greenhouse
 4 miles North of 256 on Hwy 3, Deputy, Indiana
812-866-2856
 Mon thru Sat 8 AM - 6 PM
 OPEN SUNDAYS!! 11-4:00
FALL MUMS!!!
Many colors to choose from-extra LARGE!
Asters-flowering kales
Pumpkins-gourds-straw
GREAT HARVEST DECORATIONS!!!!!!!!!!
SOILS-MULCH-FERTILIZER
All of your gardening needs!

Talking Leaves



by Golden Eagle

September month of change


Fall is in the air. The wind is a bit sharper and rain soaks the ground. The leaves, having finished their job are slowly changing color and breaking loose from the branches and slowly swirling to the ground. It used to be the time for me to take long walks in the woods. I'd watch the squirrels scurry about preparing for winter and see the birds massing for their annual flight south. If I was really lucky I'd see a flock of Canada Geese fly over making a perfect 'V' in the sky, calling out as they go hurrying by, to any stragglers, to come up and join them before it was too late.

Once upon a time, before the do gooder's took over the world, you could smell the burning leaves in several yards around the neighborhood. Of course, if your lucky, there are still some homes with real fireplaces, which send out the smell of wood burning on the night air. And, if your real lucky, you might be invited to a wiener roast or to make 'smores' over a campfire.

For the native people this was the time to begin preparing for winter. A village hunt was held and all the game brought to the women to start making dried meat for eating in the lodge when you could no longer get out because of the snow piled against the entry. Other food was cooked in preparation for the harvest feast to be held next month. Skins were tanned to use for covering to keep warm while you slept. Every one over ten winters old was kept busy during this time. Girls watched the little ones and helped the older women. Boys went out to hunt and trap small game. Some tribes held competitions for the girl who brought in the best ear of corn. Boys received awards in the form of pouches, quivers, arrows and even a knife for bringing in the best catch of game or fish. Feathers from turkeys and other large birds were gathered after the bird was cleaned for use in headdress'; decorations on shirts, shields and short staffs.

Recently several people I have named have asked me to explain the term "Brother Friend" and "Sister Friend". Relationships were very important to the people. Cousins were considered brothers and sisters.

H.M.S. ENTERPRISES
 PRESENTS STORIES BY
GOLDEN EAGLE
 Here is a unique tape which includes favorites such as Grandmother Turtles Stories, the Boy Who Was Afraid of Animals, Burnt Face and many others.
 Special Gad-a-bout price of only \$10.00 plus postage and handling fee of \$3.00. Call (513) 827-6151 weekdays from 10 a.m. to 4 p.m. to order.



Hank Stock aka Golden Eagle holding a copy of "My Life's Adventures", his memoirs. See more on page 4.

When you had a very close friend they were referred to as your Brother Friend or Sister Friend. They could usually move within the family as though they were a child in that family circle. The children lived back and forth eating and sleeping with the family of their brother friend or sister friend. However if a person was adopted into the nation, referred to as "Relative by Choice." or one, who has been sung over or blood has been mixed, this person is now considered a blood relative and would be addressed as "brother" or "sister". Rules related to marriage within the clan would apply to these persons as they would to blood relations. One could not marry a relative By Choice any more than one could marry a sister or cousin from the same clan.

I refer to all those that I have named as my brother friends and sister friends. However those who I have sung over and with whom I have mixed blood, I address as "Brother" and "Sister".

I wish of my readers an enjoyable Fall and daily ask the Great Spirit's blessing on you and yours.

Until next time keep well.

Old Chief Says:

There are two kinds of people; those who work and those who take the credit.
 Try to be in the first group; there is less competition.



Steve's MARINE
BROOKVILLE LAKE
 1156 W. DUNLAPSVILLE RD. LIBERTY, IN 765-458-7527




LUND
 The Ultimate Fishing Experience

BENNINGTON


BURRIS SINCE 1980
ELECTRIC & PLUMBING SUPPLY, INC.
COMPLETE LINE OF ELECTRIC & PLUMBING
 CUTLER-HAMMER • G.E. SW GEAR
 HYDROMATIC • BROAN
 TOLL FREE 1-800-998-3576

AUSTIN
 812-794-2257
 199 N. FRONTAGE RD.
 1-888-845-2388

MADISON
 812-273-2976
 2976 SHUN PIKE RD.
 1-877-322-7401

SEYMOUR
 812-522-7401
 110 N. O'BRIEN ST.

Fishing Lake Michigan



by Capt. Mike Schoonveld



Fancy electronics are nice, but a simple compass can save the day. (Mike Schoonveld Photo)

Navigating Like The Vikings

It was a gray, calm day on the lake. Calm enough that it was very enjoyable being afloat and gray enough the salmon stayed in their "dawn's early light" biting mood well past the dawn's early light.

There were a few other boats working the "numbers"—the GPS coordinates which were keeping us in the vicinity of the far-offshore fish. Because of the haze, land was "over there" somewhere. Pick a direction. They all looked alike.

The boats were spread out enough there were no problems with cutting off leadcore lines or interfering with hooked chinooks, close enough we could occasionally pass one another near enough to wave or watch people on the other boats manhandle a fish they'd seduced.

Most of the time I was on autopilot, I'd just check the "jeep" occasionally to make sure I wasn't straying too far from my own waypoints and adjust the course as needed. In midmorning I glanced back at the GPS screen to find it blank. I pushed the power button and it remained as blank as ever. "Probably just a fuse," I thought, and I wasn't worried because I knew exactly which fuse holder powered the unit and I had a box full of spares. Actually, there were 3 spares in the box.

I removed the fuse, held it up to the sky to better see the tiny wire (a 1.5 amp fuse doesn't sport a very large filament). It was burned through, so I replaced the fuse. I pushed the power button and the machine remained off. I was beginning to suspect something wasn't right, but under the theory "don't fix what isn't broken" I replaced the second burnt out fuse.

It didn't last any longer than the first replacement. Something was broken. "Could be the wiring, could be a short in the GPS unit," I thought.

One last attempt at a quick-fix. Under the dash, I separated the various wires, pushed and pulled gently on the connections, hoping to un-short whatever could be shorted out. Fuse number 3 blew as easily as the previous ones.

I was relegated to almost the same navigation equipment the ancient Vikings used to navigate around the North Atlantic, the same Christopher Columbus used to accidentally discover Hispaniola and the same I used to use before Loran-C and GPS units were available (or affordable) to put on my

boat. The compass.

Actually, I had two navigation devices—a stand alone sonar, or depth finder which would tell me roughly if I were heading back towards shore. Where I was fishing the bottom gradually slopes deeper as the distance from shore increases. All I had to do to find land was head for shallow water. It would still be a guess (unless I noted familiar landmarks) exactly where I was once shore came within view and it would be embarrassing to make landfall 5 or 6 miles away from the harbor.

I could have followed one of the other boats, but that would have put me and my fishing partners on someone else's schedule, not on the one we planned when we left. I could have asked for a compass heading back to port from one of the nearby boats, and I did have that as a back-up plan, but that would have called attention to my problem. Why advertise, when you can improvise?

I used the sonar to keep on my pod of active fish for the next couple of hours, fishing deeper, to shallower, to deeper in the same general area. The day stayed gray and overcast and shore stayed hidden in the gloom.

When it was time to go, I recalled the general heading I'd followed from the pierheads out to where we were fishing, added 180 degrees to that number and put the boat up on plane to follow that course by compass. Old skills came back to me. If I veered a few degrees too high, I'd steer back to the left, too low, a correction to starboard would put me on course. (My compass has a front reading card. Some compasses show the back of the card through lenses and you just steer back towards your heading.)

When we were about 3 miles offshore familiar landmarks started to appear through the haze. A few degrees of correction was all that was needed to steer us right to the harbor entrance.

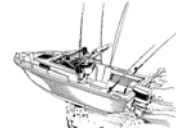
There's a major and minor point to this story. One, is though it's handy to have all your instrumentation in one unit (sonar, GPS, radar, autopilot, etc.) if that unit goes down, you lose everything. The second is to always have a traditional—non-electric compass on board and be competent in using it. You never know when you'll have to navigate like a Viking.

THE END

INDIANA'S NORTH COAST CHARTER ASSOCIATION

Experience Lake Michigan Fishing With Indiana's Finest Fishing Fleet

- SALMON
- TROUT



- PERCH
- SCUBA

www.charterfish.org

SUMMIT LAKE BAIT & TACKLE, LLC

5180 Messick Rd.
New Castle, IN 47362
(765) 766-5158



Azure & John Cross
New Owners

- Primitive Camping • Camping Equipment
- Propane • Groceries • Boat Storage
- Live & Artificial Bait
- Hunting & Fishing Licenses

Jacross94@aol.com



GUIDED CHARTERS ON LAKE ERIE WALLEYE

April Through October
Fishing the Western and Central Basins of Lake Erie-Ohio and Canadian Waters
Three Fully Equipped Boats
Two 32 ft. Blue Hills - 28 ft Bertram
LICENSED GUIDES
SPIN CAST - DRIFT FISH

Boytim Charter Service

Ned Boytim
502 E. Main St., Marblehead, OH 43440

(419) 798-5445
Toll Free 1-877-798-5445

"Over 50 Years Experience"
www.walleye.com/boytim.htm


CAPTAIN MIKE SCHOONVELD

AFFORDABLE

LAKE MICHIGAN SALMON FISHING IN INDIANA

FOR 1 TO 4 PEOPLE
Tackle Furnished, Fish Cleaned

www.brother-nature.com



Brother Nature Charters
1-877-SALMON-5

QUAKERTOWN MARINA

Located on beautiful Brookville Lake at the peaceful North end...Quakertown S.R.A.
Liberty, Indiana Ph: 765-458-6490
www.quakertownmarina.com



New 2009 Landau Pontoon with Mercury Motor.
\$19,200.00

LANDAU BOATS IN STOCK

BOAT RENTALS

BOAT SALES

MECHANIC ON DUTY

CALL & SCHEDULE YOUR WINTERIZATION NEEDS

Moorings Available

BUILT FOR THE LIFELONG PURSUIT OF FUN.



765-345-2074

McDonald's
Bait and Tackle

Live & Artificial Bait
Fishing & Hunting License
Open 7 Days 6:00 a.m.

"Deer and Turkey Check Station"

15 W. Grant Street Knightstown, IN 46148



Cooper TIRES

NUCE'S
TIRE & AUTO SERVICE

COOPER TIRE CENTER

SERVING ANDERSON SINCE 1936
3801 MAIN ST. • ANDERSON, IN 46013

MIKE NUCE (765) 649-5575



TOLLIVERS
Hunting & Fishing Supplies

Directions: From Salem: go 135 N 12 mi., turn east bottom of Milport Knobs, go 3/10 mile. From Brownstown: go 135 S. approx. 10 mi., then same as above.

(812) 358-4867 or 1-800-238-0358

Mathews SOLOCOM

NISSAN MARINE

- Guns • Ammo
- Camo Clothing
- Mathews Bow Dealer
- Live Bait • Voyager Boats

See Us For All Your Archery





GET CYCLE

WEEKDAYS 9-6 SATURDAY 9-12


(812) 752-5466
800-521-5344
www.candtcycles.net

15% OFF ALL ATV ACCESSORIES IN STOCK
10% OFF SPECIAL ORDERS


We Service All Major Brands of ATV's
From Oil Changes to Complete Rebuilds
Hwy 31 S. in Scottsburg, IN. Just Off I-65
30 Mile. N. of Louisville — 85 Miles S. of INDY.



So You Wanna Catch More Fish



by **Tag Nobbe**
Professional Fishing Guide



Off Shore Fishing Brookville Lake

Brookville lake is 85 degree on the surface. The thermo cline is at 25 feet. The water clarity is low. Every fish in the lake has spawned out, there are millions of young of the year, shad swimming everywhere, what should you do? Thats a good question.

Well the first thing you should do is get yourself a good topo map of the lake. You can pick these up at any bait shop around Brookville lake. If you can't find one stop in at 52 Pik-up, we have them.

Open it up and get yourself familiar with it. What your looking for is off shore structure. Now this could be flats, humps, drop offs, ledges, rock piles, under water points. Just about any irregularity on the bottom has the potential to hold fish.

The dilemma fish are fighting in the summer time is hot water and low oxygen content. They have to breath so they will be above the thermo cline. I see fish on the fish finder a lot of times just above the thermo cline, but they just won't bite. My thought is that this is where the water is the coolest, but the oxygen content is just so low that they won't exert the energy it takes to feed. This is where the saying, timing is everything, comes into play. At various times through out the day fish will move up around

structure and feed. This could be caused by the wind, cloud cover, approaching storms, the sun, the moon or a combination of things.

The dilemma we're facing as fisherman is that when fish move up on this structure to feed there are thousands of little bait fish living on this structure. What this does is make for a very short feeding time. When the feeding trigger strikes, the predator fish will move up from the thermo cline area into the shallow warm water around structure and gorge themselves. With the shallow water being so full of bait this feeding frenzy will not take long. When its over the predator fish will move back to the deeper cool water to cool down and rejuvenate till the next feeding trigger.

There are a couple of ways to fish structure. You can anchor up and cast to it. You can troll over it or you can drift across it. A lot of this depends on how you like to fish. If its me and its windy I will drift across it, but if there is no wind at all, I will troll over it or anchor up and cast to it.

A great jig to fish with is a whistler jig or a weed weasel made by Northland tackle. Just tip it with a night crawler and cast and retrieve to the structure. Stick with light jigs to force yourself to retrieve slowly. The trick is to stay in contact with the bottom. When drift fishing do the same, stay light, but have an array of colors. If the water is dark, stick with colors like orange black chartreuse or green, but if the water is clear stay with white chrome gold or blue.

If your going to troll you have to have an arsenal of crank baits. Good colors are black and chrome, black and gold, blue and white or fire tiger, just to name a few. Look for baits that dive from 5 to 7 feet 8 to 12 feet or 12 to 15 feet deep. You want the bait just ticking the bottom. Your speed should be between 1/2 and 2 mile an hour. Try stopping and starting, zig zagging or speeding up and slowing down. When you catch one make a mental note on your speed, depth and position, put a mark on your GPS or throw out a marker buoy and simply repeat.

What your going to have to do is find some good looking places on your topo map. Motor out on the lake and find them, mark them on a GPS or simply find land marks that you can see that will help you relocate your spots. Try to have about five or six spots all over the lake and keep moving from spot to spot till you connect with the feeding frenzy.

Tag Nobbe



A nice 4 lb walleye caught while casting a Whistler jig tipped with night crawler to a hump in the middle of the lake. Fish caught this summer by Randall Roettger of Chicago IL.. (Photo by Tag Nobbe)

If you need more info E Mail me at tag@tagnobbe.com or go to the web site www.brookvillelakeguideservice.com or call my cell phone 765-265-3238 I guide fish for walleye, striped bass, and crappie starting mid April till mid December, 7 days a week on Brookville Lake. We fish out of a 2007 Lund Pro V 2025 with a 225 Honda motor. I supply everything all the way down to cleaning the fish. I can take 1 - 4 people. The price is according to how many people go \$400.00 for 4 people, \$325.00 for 3 people, \$275.00 for 2 people and \$225.00 for 1 person. We start at 7:00 am and fish till 1:00 pm. To schedule trips call me at home 765-647-4329 or on my cell phone 765-265-3238

Fully licensed and insured for 13 years now.



When it comes to fueling your outdoor needs

Gasoline • Fresh Coffee • Deli Style Sandwiches • Fountain Drinks • Snacks • Sporting Goods
Live Bait & Tackle • Guided Fishing Trip Information • Hunting & Fishing Licenses • Check Station and More



Brookville Lake Guide Service

Guide: Tag Nobbe

Phone: 765-647-4329

Cell: 765-265-3238

Web: www.brookvillelakeguideservice.com

Near Brookville Lake just south of Brookville on U.S. Hwy 52 (765) 647-3600



Taxidermist Steve Harrison standing next to a unique mount of a whitetail deer taken by Jeff Frame. The deer has his mouth open and if you could see it in person you would see the deer is sniffing the air for scent. The mount is sitting on a flatrock formation. (Only Photo by Ray Dickerson)



Close up view of a whitetail deer eye. If you look closely you can see the nictitating membrane located in the front corner of eye. It is a transparent or translucent third eyelid present in deer that can be drawn across the eye for protection and to moisten the eye while also keeping visibility. Steve puts 8 coats of paint around the eye.

Excellence in Animal Artistry

by Ray Dickerson

Photos by Steve Harrison

What does "Excellence in Animal Artistry" really mean.

To Steve Harrison it means a lot. He spends hours upon hours making a game mount look exactly right. He painstakingly creates rock formations, driftwood, ground clutter, tree limbs, or whatever else he needs to make your deer, pronghorn, boar, turkey, mountain lion, coyote, bear, duck or fish look as natural as it can be.

His career is intense, but he spends lots of time with his family too. Steve and his wife, Billie, have been married for 27 years now, they live in Centerville, Indiana. They have two sons, Lee who is 22 and Kyle 19. Lee works at Methodist Hospital in Indianapolis and Kyle will be enrolling in IU East this fall.

Today when I stopped at his shop he was busy working on a whitetail deer mount. On my many stops at his shop he will tell me about the current mount he is working on, many times he will tell of a problem he has been having with the hide or something the hunter who took the animal didn't do or should have done. It has been through these conversations that I mentioned to him about wanting to do an article that might help the hunter do it right before he kills the game if he

or she wants to get it mounted.

The photos on these pages only gives you a sample of what Steve is capable of producing in his shop. If you really want to see the beautiful work that he does you need to stop by his studio and see the mounts for yourself. Then you will truly see "Excellence in Animal Artistry."

I asked Steve, "So how did you learn to do all this?"

Steve replied, "When I decided to become a taxidermist I checked all over the country with different taxidermy schools. Most of the schools I checked on had one instructor, some had two. By pure chance I found a place in Pennsylvania on the internet, the only thing that caught my eye was that the school lasted 7 1/2 months, not 8 to 10 weeks or less as was the case with all the other schools that I had looked at. They had 5 instructors, not one or two. I was encouraged to visit the school when I talked to them on the phone, so I did. Talking with the owner and instructors I found out how the school was structured. And that the real advantage to this school was how you were taught. At all other schools I looked into you would go through birds, fish and mammals and it is time to go home. At the Pennsylvania school you started with two younger instructors (good taxidermists) and like all other schools you did birds, fish and mammals. After a weeks vacation you started over with the two head instructors who have won 8 world titles in ten years between them and you did birds, fish and mammals again, and that is when you really learned, because you had already



The Coyote above is the first phase of this mount. Basically it is a pedestal mount designed for a table that Steve modified to hang on the wall.



The above photo is the coyote mounts second phase, Steve is building the boulder look out of construction foam and rock mix.



The above photo shows the intricacy of Steve's creativity. Below is the finished Coyote mount. This is one of Steve's most favorite pieces he has done.

"Excellence in Animal Artistry"



881 South SR 101 Liberty, IN 47353
(NEXT TO FRAME'S OUTDOOR)

Call: 765-458-6400


DUTCH DISCOUNT GROCERIES

Located in Center Square • 10390 N. St. Rd. 56 • Vevay, IN 47043
(812) 427-2594 • Mon -Fri 8 am - 6 pm. • Sat 8 am - 4 pm



Complete Line of Discounted Groceries • Cleaning Supplies
Fresh Meats & Cheeses • Frozen Food • Bread & Milk
Amish Made Crafts • Wooden Toys • Quilts & Hickory Rockers





Whitetail deer in process of being mounted. Note the detail of the head, coloring and its shape. The ears feel just like a live deer's does.



Two whitetail deer taken by Tyler Frame taken on separate years. The large rock formation took 5 days of labor to build. You can see it at Frame Outdoors located next to Steve's.


done it once, there is a tremendous amount of information to absorb and learn - to be able to do this correctly. You can't do it in five or six weeks, even eight to ten weeks, I don't think you can.

I stated, "There's a difference between you and those six to eight week guys, they are looking at taking the course quick, mount the deer and earn the big bucks. They're not in it for the artistic achievement."

Steve continued, "and that is one of the problems with taxidermy, there is a tremendous amount of guys that are taxidermist because they paid their \$15 to the state (which is all that is required in Indiana to become a taxidermist), not that there is anything wrong with working out of your home or a small workshop. I could produce the same type of work out of my basement that I produce here, but its a lot easier in an area we got some space, plus an area for the display. Some taxidermist haven't had any or very little training and they cannot produce the type of



A rainbow trout mounted on a piece of driftwood.



The above whitetail deer is the largest buck taken in Indiana in the last 20 years. It was harvested by Steve Padgett and mounted on this pedestal by Steve.



A wild boar taken by Steve with a recurve bow. The boar is mounted on a piece of artificial driftwood and rock formation under it. Steve made the rock formation.



A full floor mounted turkey in a strut pose standing in a cornfield with plants and debris. Mounted and crafted by Steve.

mounts that a full time taxidermist can produce. Most of these guys have full time jobs and taxidermy is a sideline. Me, taxidermy is my job, I do it seven days a week.

Steve graduated from the Pennsylvania Institute of Taxidermy in December of 2004. Steve did 22 mounts at school of mammals, birds and fish.

He opened Harrison Hunting and Taxidermy
CONTINUED ON PAGE 28



Frame's Outdoor

- Fishing, Hunting
- Fort Knox Gun Safes
- Cooper Custom Rifles
- Camping, Firewood
- Live Bait

Whitewater State Park
 Brookville Lake
 Hunting & Fishing Headquarters
 Deer and Turkey Check-In Station
 Call: 765-458-7227
 855 South State Road 101
 Liberty, IN 47353
 Website: www.framesoutdoor.net
 E-mail: framesoutdoor@aol.com

NOW OPEN SERVICING MOST BRANDS

**PERFORMANCE
 LAWN & GARDEN**

**13350 US 50 - DILLSBORO, IN
 812-432-5610**

HOURS: 9 AM - 5 PM MONDAY - FRIDAY 9 AM - 2 PM SATURDAY • CLOSED SUNDAY



News from the Indiana State Police



by Sgt. John D. Bowling

Historic Connersville Post To Close

On September 1st, 2010 the historic Connersville Post will close its doors being consolidated into the Pendleton Post. The post, which has been a part of the community for over 70 years, was built in 1937 when President Roosevelt granted \$16,494 for the WPA project to be built. Mr. Marion K. Jemison of Connersville donated the land, according to a news article that was originally printed in the October 19th, 1937 Connersville News Examiner.

Previously the Post had been located in a house just south of Rushville. (That original post was burned just this past winter as a training exercise for firefighters.) The new post was the fifth of its kind built in the state at the time. The article said that Connersville was selected as the site "because the city police have a radio station." It went on to say "there have been no holdups within 50 miles of any stations that have radio facilities." As we all know, gangsters and holdups were a reality in the 1930's.

From a release about the consolidation of posts from First Sergeant Brian Olehy, dated June 3rd, "In March of 2010 the Indiana State Police consolidated the operations of the former Seymour Post with the Versailles Post. At that time it was addressed that the state police must be good stewards of the tax dollars entrusted and we are utilizing advancements in technology to provide the most efficient police services possible to the citizens of Indiana."

"Also noted at that time was the fact that the present post locations were based on geography and technological capabilities of the 1930's. While the geography remains the same, the technological advancements of police vehicle in-car computers allow for wireless transfer of traffic citations, crash reports, criminal case information and many other reports that previously required state police officers to drive to an office location to turn in paperwork.

The changes will affect the internal operation of the state police and will have no impact on the services provided to the public. State Police Troopers, Detectives and Squad Sergeants will continue serving within the counties they are presently assigned.

State Police Warn of E-mail Scam Using Your Local Bank's Name

The Indiana State Police Criminal Investigation Division wants to warn the public of an e-mail scam that is circulating around the state using a local bank's name.

Would be victims are receiving text messages on their phones and emails that read;

"Dear Customer, We requested information from you for the following reason: We have observed activity in this account that is unusual or potentially high risk. Please download the form attached to this email and open it in a web browser."

Below the text is usually a form that uses the logo from a local bank. The form asks for your full name, credit/debit card number, card expiration date, card verification number and card PIN number. Banks NEVER solicit customers to verify their account information by e-mail, phone, or text.

The Indiana State Police reminds the public to never provide bank account information to anyone via the internet or telephone. If you believe you or someone you know has been the victim of a scam

like this, immediately contact your financial institution before calling the police. For more information on how to report an internet crime, please visit the Indiana State Police website at www.in.gov/isp to find that link.

In 2009 the FBI's internet scam reporting web site, IC3, received 1,388 complaints with an Indiana connection. This means that either the victim or suspect resides or works in Indiana. If you feel you've been a victim, the FBI website for a complaint is www.ic3.gov.

Another scam that we get calls on this time of the year is home improvement. You have the traveling paint crews, paving crews and roofers who scurry to do as many jobs as they can before they head south. They often do shoddy work, or use substandard materials.

I've worked cases where they started a job and left to go home, usually in the south, to winter with your money. Never hire traveling crews to do work around your home or farm. They could even come back and burglarize your home-it has happened before.

Just like the traveling crews, you also have small local companies who have temporary crews that only work the summer and then move on. A Richmond man hired a local small town roofing company who had done work in his neighborhood earlier that month. The price was right and he paid with cash. The first indicator something was wrong was when the business owner, a local man, never "brought by the receipt" like he said he would.

A month later when the nails started popping out, the homeowners realized the company's ad that says "work guaranteed," means nothing when you have no receipt or guarantee written out. While the business owner admits the roof needs redone, he has yet to do it. It seems the small roofing company does roofing in different towns and neighborhoods with a different crew each summer -dodging past customers and shoddy work. The moral of the story is, don't take a man's word for it when it comes to your money and don't pay in advance.

Pay with a check, get a receipt and have them write the length of the guarantee on the receipt. As for the company owner, he could face home improvement fraud charges and be taken to small claims court. Only hire someone after getting references from previous customers-preferably someone you know. It could save you and me a lot of trouble.

Police Officers Bicycling for C.O.P.S.

From July 26th to August 7th, a collection of active and retired police officers rode nearly 1,000 miles on a bicycle ride around the perimeter of Indiana. The cyclists rode in memory of those police officers who have lost their lives in the performance of their duties and to raise awareness of the law enforcement survivors around the state.

According to Master Trooper Rich Crawford, an annual rider in the event, Cops Cycling for IN C.O.P.S. was created in 2004 by Indiana State Police Lieutenant Gary Dudley. "Dudley's vision was to

CONTINUED ON PAGE 29

NORM'S BAIT SHOP

197 N. Sycamore Street
Campbellsburg, IN 47108

- Live Bait • Combo's
- Line • Hooks • Artificial Bait

ALL YOUR
FISHING NEEDS

812-755-4402



Military and Collectable Weapons our Specialty
7915 Southeastern Ave., Indianapolis, IN 46239

- Buy-Sell-Trade • Class 3 Weapons
- Consignments Welcome • We Buy Collections
- Restorations-Repairs-Appraisals

Mon, Tue, Thu, Fri 9:30-5:00 / Wed 12-5:00 / Sat 9-1:00 / Sun Closed
Other Hours by Appointment

317-862-4867 www.wanamakerguns.com
wanagun@sbcglobal.net

Mendenhall

True Value
Help Is Just Around The Corner.

FULL LINE OF CANNING SUPPLIES

WE CARRY BAIT FISHING HUNTING LICENSE
125 S. W. 5th Street
Richmond, IN 47374
765-962-4842



NEAR SALAMONIE RESERVOIR
Affordable 2 Bedroom Cottage & Studio Cabin
Both Furnished, only minutes away from
Boat Ramps, Hiking or Hunting.
Cottage - \$60/Day or \$250/Week
Cabin - \$50/Day or \$200/Week

"On 2 acres with
bon-fire area"
CALL TODAY!!
Leave Message @
765-981-2369



IF YOU CHOOSE TO DRIVE IN A DRUNKEN STATE...



DON'T DO IT IN OUR STATE!
OVER THE LIMIT...UNDER ARREST
INDIANA STATE POLICE

J's Restaurants
Sandwiches, Chicken, Salads, Soft Serve Desserts
J's Dairy Inn **J's II Restaurant**
Highway 44, One Block West of Traffic Light
Liberty, IN 458-5812
"In the Median" U.S. 27 South
Richmond, IN 966-3663
Prepared to Order Food
Summer Hours, Open Everyday 11 am to 10 pm
www.jsdairyinn.com/

"ACROSS FROM COURTHOUSE"

HOURS:
Tues - Sat 5 am to 1 pm
Sundays 6 am to 1pm

Home Cooked MEALS
Dine-In or Carry-Out

LIBERTY RESTAURANT
7 West Union St., Liberty, IN 47353
765-458-5223

LAUREL HOTEL RESTAURANT
200 E. PEARL ST. LOCATED 1 BLOCK OFF SR 121 IN THE QUIANT HISTORICAL TOWN OF LAUREL, IN

- PAN FRIED CHICKEN
- CHAR-BROILED STEAKS
- SEAFOOD & Much More

• Seafood or Country Buffet, Fri. - Sat. 4 - 9 P.M.
• Full Menu, Sunday 11 A.M. - 8 P.M.
MENUS AVAILABLE, ALSO CHILDRENS MENU
FAMILY DINING — LARGE BANQUET ROOM
RESERVATIONS WELCOME 765-698-2912
Closed MON-TUE HRS: WED-THU 11am-9pm / FRI-SAT 11am-10pm / SUN 11am-8pm
Less than 10 minutes from Metamora

Martino's *Inside Dining or Carry-Outs*
Italian Villa
Restaurant & Lounge

"Homemade Goodness In Every Bite"

Real Italian Pizza • Full Menu

- LASAGNA
- PIZZA
- STEAK
- SPAGHETTI
- SANDWICHES
- SEAFOOD

11AM - 10PM MON - THURS 11AM - 11PM FRI & SAT
765-457-9181
1929 N. WASHINGTON • KOKOMO, IN

DAIRY COTTAGE RESTAURANT
(765) 647-5451

Home Of Flavor Rich Fried Chicken

Complete Line of Sandwiches, JoJos, Fries, Mozzarella Sticks, Onion Rings, Etc.
LARGE SELECTION OF ICE CREAM, SHAKES, SUNDAES, CYCLONES
1116 Main St. Brookville, IN 47012
Est. Oct. 02, 1958

MasterCard VISA

Kampfire Kookin'



with Ray McCune

TEACHING EATING or EATING WITH PROPERNESS
(It must be a word; my mother used to use it.)

I should direct this to all parents and not just the parents of Boy Scouts. I mention Boy Scouts because this is where I first noticed the problem of boys not eating properly; it was at summer camp. I'm not talking about the menu; I'm talking about the proper way to eat (holding their fork, their spoon, and trying to cut meat with a knife) and I'll tell you a short story on this.

It was at summer camp and we had just checked in with the Camp Master, had our swim test, and got dressed in our uniforms for supper. The boys were served their food in the chow line and we (8 to a table) sat down to eat. I noticed one boy leaning on his left elbow and using his fork like a shovel. I watched as another boy jabbed his hamburger patty (he didn't like buns) with a fork and commenced to eat it gnawing off bites like a hungry canine.

This did not set well with me as a Scoutmaster and especially not as a parent. I let it go for the moment and then when we got back to camp we had a little instruction around the picnic table on eating etiquette.

I gathered a table knife, a fork, a spoon, a steak knife, a plate, a glass, a bowl, and some napkins from the chuck box and set them on the table in the normal place setting arrangement. Then the lecture began on the proper way to hold the fork and the spoon while holding the left hand (or right) in your lap or using it to hold a piece of bread.

Using pieces of apple, I showed them how they should cut a piece of hamburger, steak, or sausage using the fork and the steak knife and cautioned them not to put any piece of meat or vegetable in their mouth that is larger than a quarter. I told them I didn't want to have to use the Heimlich maneuver on anyone but we did have a practice session on that a little later on just in case.

The next meal was breakfast and I watched as the boys were eating. They kept one eye on me for approval or disapproval of the way they were eating and handling their food and eating utensils. A 'yes' nod from me was answered with a grin and a 'no' nod was answered with a correction of what they were doing wrong which then earned them a 'yes' nod.

I think the boys enjoyed learning the proper way to eat and handle themselves at the table. I never heard from the parents on this subject; I can only hope they noticed the improvement in their sons' manners.

Have you had breakfast, lunch, or dinner with your children lately? Tell me what you discover in their eating habits. Teach them now and you won't be embarrassed later on at a wedding dinner, birthday party, family reunion, family camping trip, or some other special occasion.

Another thing, I found out that not all scouts like salads. Why? I'm not sure unless, it takes time to chew, which most teenagers don't like to do. Fast foods? I've never seen food disappear so fast as when I watched my own sons 'inhale' chow at mealtime when they were growing up.

Yes, we made them take time out from their busy schedules to set at the table and eat a proper meal at proper times (breakfast and supper) and eat it properly (hand in lap, no elbows on the table, chew with mouth closed, one person speaks at a time, etc.) and we taught them to cut their own meat when they were big enough to handle a sharp knife safely (we started them out with table knives) – I would guess their age to be about the time they were starting 1st grade. How many of you still cut your children's meat for them?

My kids astonished their grandmother and grandfather when they came to our house for a meal right after they all learned the art of handling a sharp steak knife. Their Grandma nearly fainted watching them carve a hot dog; Their Grandpa was amused and delighted that he would not be called on to cut their food for them any more. Now on to what I started to tell you earlier about another incident that happened at that Boy Scout summer camp involving salads.

A big bowl of tossed salad was put on every table at every evening meal. The first boy nearest the bowl would take a portion of the salad and pass it on to the next boy. They watched me and would take a small portion and look at me. I would either nod 'yes' or 'no' as to the amount they took. The bowl would go all around the table and I made sure each boy took a portion. I figured that the salad might combat all the rest of the foods they would be consuming that week and none of them would become constipated on my watch.

At that first evening meal one boy passed the salad bowl along to the next scout without taking any. I said, "Whoa, back up there. Take some salad." He informed me that he didn't like salad and that his mom didn't make him eat it. I said, "First of all I'm not your mother and I want you to take some anyway; I don't want a sick boy on my hands. We will be here a whole week and I want everyone to eat some salad at every evening meal." He reluctantly took a little; I nodded 'no'. He took some more and then I nodded 'yes'. He then passed the bowl on.

The next evening his dad showed up to camp the rest of the week with us. At the evening meal he watched his son take a goodly portion of salad and then pass the bowl on to him. He said, "Son, you don't like salad; how come you're eating it now?" The boy said, "Mr. McCune makes me eat it." The dad turned to me and said, "How did you get him to eat salad?" I said, "I didn't give him a choice. I'm not letting anyone get constipated if I can help it. He never said anything else; he just smiled and whispered, "Thank you."

HEARTHSTONE FAMILY STYLE DINING
Located on U.S. 52 At The East End Of Metamora
"OPEN TUESDAY THRU SUNDAY AT 11 A.M."
Specializing In Pan-Fried Chicken, Country Cured Ham Catfish And Char-Broiled Steaks


FRIDAY SEAFOOD BUFFET
4:00 P.M. to 10:00 P.M.

SATURDAY COUNTRY & SEAFOOD BUFFET
4:00 P.M. to 10:00 P.M.

SUNDAY COUNTRY BUFFET
11 A.M. to 8:00 P.M.

GROUP RATES and RESERVATIONS AVAILABLE
PHONE AHEAD FOR CARRY-OUT MEALS CALL 765-647-5204
OPEN 5 DAYS WED - THUR 11 AM - 9 PM / FRI & SAT 11 AM - 10 PM / SUN 11 AM - 8 PM

Camping Here & Beyond



by John and El McCory

facility was a monumental task. I don't know how many blades I ruined or had to sharpen on the side mounted sickle mower old 1951 John Deere MT and how many Pitman Rods I broke, or how many times I had to replace or sharpen blades on my old pull type Mohawk mower. So many pieces of fence posts and other types of metal, wooden fence posts, telephone poles, rolls of wire fence and rocks kept us busy after we hit them with the blades. As you probably know, these types of materials shallowly buried will many times work to the surface during the winter freeze. We found them.

Please get your business or your home ready to sell so the next person can quickly step right into a turn key operation. We had several things the purchaser of our campground had to rectify but we believe not so much that business couldn't immediately take place. We sold in March and did not have the normal time to restock the shelves clean up from the winter or anything we normally did in April before opening. Some of the campgrounds we've visited all over the U.S., New Zealand, Canada and in several European countries, we chose to visit only once because of unkempt conditions. For the most part European and New Zealand campgrounds were in pristine condition.

If the impression we get at the gatehouse leaves some doubt, we ask the owner or manager if we could check out the rest rooms before we sign in to camp. At one campground in Florida the person checking in campers told us at the gatehouse we had better check the facilities first before paying to camp the two or three days we had planned to stay in that territory. We checked and thanked him as we drove out. There is no excuse for day to day scheduled maintenance, especially in the restrooms of campgrounds.

Have you who have retired noticed busy work around the house inside and out starts piling up and your significant other starts making honey-do lists much longer than when you were working full time? In those days you could schedule the necessary things because you had a regular job for which to plan and had to get home work scheduled in to it's own time slot. Retirement, I've found out, does not mean drop everything and look forward to a rainy day when you can do those inside things and good weather days when you can do the outside chores. Does it look like what you've planned on in retirement when you just have to pinch yourself when you want to purchase "things" at sales, and still carry home those things you just have to have from flea markets and garage sales? We're actually trying to downsize but don't know what to get rid of. Our kids will tell us.

With all this stuff we've neglected to do at home the question comes up---where and when do we plan to go on a camping trip, or check the local festivals and events in and around our community and surrounding areas? We've actually found time to go to fish fries we've not been able to visit these last 31 years and, we're getting to go to our grandsons' baseball, soccer and basketball games. We're especially concentrating on what home projects are most important and in what order they need to be accomplished.

Organization---sit down and plan all of the above and more. Fill your life with projects and events you've missed over the years.

CONTINUED ON
PAGE 29

Getting Used to Retirement

I guess that not since we were in the free and easy days of childhood can I speak with a sense of freedom from the cares of the world. Not having the responsibilities of a time schedule to do tasks and other activities was a bit confusing for the first few weeks. But there are those activities that become a daily ritual and in the early days of retirement one wanted to believe some things could wait until tomorrow (or later). In the vernacular of today's teens, "wrong answer."

During our school teaching days we needed to make three to six lesson plans a day and keep on that schedule throughout the school year. Our students would finish the school year prepared to step into the next series of studies with an adequate background, although most teachers the following year would take time to go over and review the major ideas necessary for a more advanced class they were teaching.

The same types of planning and scheduling took place in our years as campground owners but the daily ritual could not be established until we took care of a lot of maintenance (especially for the first three or four years) so we could develop and usually follow a more regimented schedule. We, like a lot of new campground owners, stepped into a situation that needed a lot of tender loving care before we actually started advertising our camping and fishing facilities.

As we related to the Portland Commercial Review reporter for a June 19, 2010 publication to introduce the new owners we, told a little about what we did to get the campground ready for camping those first years. We had sixteen or so old broken down mobile homes and RV's, with trash piled around them setting around the camping area. It took three years to finally find the owner of the last old heap on site. We had no schematics as to where underground lines were for electricity, water or sewers. We had no idea where to dig and this took several years to ascertain the locations. We took down the 20 amp electric lines from the tree trunks hanging from one campsite to another and got plans and permits to put heavier line with more amperage under ground. Likewise it took broken tiles and small, dangerous holes developing over the years so that we could tell where drainage lines were formerly placed. Sewer and water lines also had to be replaced.

We had acres of shoulder high weeds in the open areas around the lakes and around all the fence rows on all 85 acres. Getting the weeds mowed down and trimmed for a more respectable camping and fishing

Gilliland Trailer Sales, Inc.

Serving Your Camping Needs Since 1967

New & Used Camping Trailers, Travel Trailers & Fifth Wheels



STARCRAFT
Rentals Available



Large Parts & Accessories Department
Hitches, awnings, air conditioners and LP gas
Full Service Department

2710 N. ST. RD. 9, COLUMBUS, IN 47203
PH.# 812-546-5432 / FAX# 812-546-5455
Email: gillilandtrailer@yahoo.com



Remington, Indiana

I-65 (Exit 201) & US 24
For Reservations & Info:
219-261-3828

Open All Year
115 Campsites with FHU
Wireless Internet
Fishing/Swimming/Activities
Rentals - Cabin, RV, Caboose

www.Cabooselake.com



REDBIRD CABIN RENTAL

Located in the heart of Redbird Sullivan County, Indiana

- A/C • Kitchenette • Shower
- Futon & sleeping loft • Picnic Table
- Outdoor Ground Grill

Calvin & Monica Bedwell, Owners
RR 4 Box 862, Linton, IN 47441

Toll Free 1-866-649-2838
Local 812-847-2695
"Cell" 812-798-4969

ROCKVILLE LAKE PARK Primitive and Modern Camping

- A 400 Acre Park with: Camping, Fishing, Swimming, Boat Rentals, Nature Trails, Picnic Areas, Shelters, Basketball Courts, Sand Volleyball, Horseshoes & Playgrounds
- A 100 Acre Lake for: Boating, Swimming, Fishing, and Viewing Wildlife
- Electric Motors Only • Monthly Team Bass Tournament - Call For More Information 765-569-6541
- Campground facilities with: electric, water, and sewer hook-ups, a sanitary dump station, and shower house. Primitive and Modern Sites available. We accept reservations starting March 1st a first-come-first-served basis. Reservations Accepted.
- Cabins Now Available



OPEN: MARCH 27 - OCTOBER 31, 2010

828 N. Marshall Road
ROCKVILLE, IN 47872
(765) 569-6541

www.rockvillelake.net

Whitewater Valley RV's

847 S. STATE ROAD 101, LIBERTY, IN 47353



Golf Cart Sales, Parts, Service & Accessories
MOBILE RV SERVICE AVAILABLE
We repair all makes and models of lawn and garden equipment
•LAWN MOWERS •ZERO TURN MOWERS •PUSH MOWERS
•TILLERS •WEEDEATERS •CHAIN SAWS •BLOWERS

Ph: 765-458-7414
Stop by and visit our RV Parts Super Store
Open Monday thru Saturday 8 -5, Closed Sunday

Hoosier Horse Happenings



by Rhonda Helming

A VERY Busy Sumer

I don't know about the rest of you, but I think this has been one of the hottest and wettest summers that I can remember in years! But that hasn't slowed me down at all. Just finished with our local 4-H fair a few weeks ago. Boy was that a hot one! We had 73 members to complete. The barn was full with 96 head of horses. There was no room left. That was a good thing. With the barn being full of horses and it being as hot as it was they did really well. Not too much trying to get at each other through the stalls or kicking the stalls. The kids were fantastic! We had a great week. My great niece did an awesome job of showing her horse Dee Dee, (I let her lease her for the 4-H fair.) I had forgotten how much work it was having a horse and a kid at the fair. My kids have been out of 4-H for about four years. My great niece placed in almost all the classes she showed in, even get-



ting a Reserve Grand Champion in the Beginner's Showmanship class. The classes this year averaged about 15 kids per class, except for the gaming part, and then you were looking at about 25 to 30. We had to reschedule the Performance show due to some really, really bad storms. Ended up showing all day on Tuesday. The weather cooperated with us. The show ran until around midnight. We had some very tired kids, horses, and parents. We have a fantastic horse and pony club in Dubois County! This would not be possible without the 4-H members, our wonderful Extension Agent, parents, committee members, 4-H council members and leaders. We all work together to make it happen for the kids.

This past July we also had some of our local kids heading out to Jackson, Mississippi for the NBHA Youth Finals. My best friend's daughter made it back to the final go round. Needless to say those of us at home were very proud of her. She has a beautiful belt buckle to show for her effort.

Another thing I have done in the past couple of days was to ride in a parade. Now who would have thought that there was so much work involved in getting ready for a parade? Wow!! The Red Hat Purple Chaps decided that we were going to ride in the Strassenfest Parade. The Strassenfest is a German street festival held every year in the town near where I live. The Saturday before the parade, my daughter and I are bathing and clipping our horses. Then we head to our friends house with the horses to finish up. My daughter decided that we all needed to weave our horse's mane. We just looked at her and said "Are you going to do that for us?" Sure will, she said. So she did 6 horses manes and tails! While she was doing that we were cleaning up our saddles and bridles and making sure we had all our matching tack. We also painted the horse's hooves red and some pink for the younger riders. To ride in a Red Hat Purple Chap parade you have to have; Red Hats, Purple Jeans, Red Saddle Pad. The list goes on. We also had to decorate our "Cherry Picker". That is a golf cart with a wagon on back of it and someone in our group got the job of picking up the deposits left behind by the horses on the parade route. We had several gals in our club come down from up north to be with us. They brought the big truck with the Red Hat Purple Chaps logo on the side of it. Once the truck arrived we set to decorating that. Along with the truck they brought the big trailer and in that was matching purple vests and scarves

Top L: Nat and I on the parade route. Top R: Some more of the Red Hats Purple Chaps. Bottom: My great niece and Dee Dee. (Photos by Rhonda Helming)

for us to add to our uniform. There were also a couple of gals who came to just walk the parade and make sure those of riding didn't get into any trouble. You never know what is going to happen on the parade route. That is why we attend de-spooking clinics and formation clinics. We try to get the horses used to some of the noises and other things they will see on the parade route. You have to really watch for the kids running out to pick up candy from the other parade participants. I did have one little boy who darted out and picked up a piece of candy right by my horse's back leg. I was watching him and so was my horse. It's those kinds of things we have to watch for. It was a great parade there were 181 entries. The Red Hat Purple Chaps came away with the "Heart Warming Award." This presentation is for the most "warm and fuzzy" entry. All parade units were eligible. So all in all, I think we did an excellent job.

Now in the next few weeks I have a few horse shows to attend and work at, then I am heading off to Shawnee, Illinois to do some camping and trail riding with some awesome ladies. I have never made it there and I can't wait to head that way. I am sure you will be hearing about it in an upcoming article.

As always if you have any questions email me at thehelmings@psci.net.
Until next month stay safe!



COUNTRY MART
PREMIER AG
LLC

Purchase a new
Gas Grill Cylinder or
We can fill yours for \$15.25

We carry a wide variety
of Pet Food

HOURS: Mon - Fri 8-5 / Sat 8 - Noon
Teri Frye, Retail Manager
766 W. Main Street
Greensburg, IN 47240
Office: 812-663-6411
Toll Free 800-443-5993
Website: www.premierag.com
E-mail: frye@premierag.com

FROM THE MAIN STRIP TO THE
DRAG STRIP AND EVERYWHERE IN BETWEEN

MIDTOWN MOTORS

SPECIALIZING IN
HARLEY DAVIDSON

SALES • SERVICE • PARTS

(812) 274-2653

1245 W. Second St. • Madison, IN



Woodruff's Supermarket

10 South Main St., Liberty, IN
at the Corner of St. Rd. 44 & U.S. 27

Full Service Meat Department
Produce, Dairy, Groceries & General Merchandise

Hours: Monday-Thursday 6 am - 9 pm
Friday-Saturday 6 am - 10 pm
Sunday 6 am - 7 pm

"Get Everything You Need At One Handy Location"

Call Us At 765-458-6213





Founders Day a blacksmith tends to his fire as he shapes an interesting piece of iron. (Photo by Ray Dickerson)



Jim McCashland's 1958 Ford Fairlane at the 2009 Founders Day. Visit the car show this year. (Photo by Ray Dickerson)

Liberty Founders Day September 11-12, 2010

Founders Day will be held on the Liberty Indiana Courthouse Square, September 11-12 as it has been held every year rain or shine since 1987 after a very successful and enjoyable community picnic in 1986 which was organized by Marchia Cantrell, Charlene Shrank and Ann Hofer (the current Executive Director of the Union County Development Corporation). Beginning in 1987 to this year Founders Day has been held on the Courthouse lawn.

For more information contact Ann Hofer at 765-458-5976 or ucdc@dslmyway.com

Saturday, September 11th

- 9 am - 5 pm Early American Demonstrations-Rope & Candle Making, Tin Punch & others.
- 9 am - 5 pm Antique Tractor and Machinery Display & periodic demonstrations
- 9 am - 12 pm Registration for Antique & Classic Car Show
- 10 am -4 pm Showalter Blackwell Long Funeral Home (Open House) Horse drawn coach on display & kid activities
- 10:30 am History of Broom Making
- 10:30 am UC Bands & Color Guard Performance (front of courthouse)
- 10:30 am Cake Walk
- 11 am till gone Beans & Cornbread at Templeton Cabin
- 11:00 am Juggler
- 11:30 am Scavenger Hunt (All Day)
- 11:30 am Dixon Dancers - (in front of courthouse)
- 11:30-12:00 Make Your Own Hummey Diddle at Log Cabin area
- 12 noon - 1 pm Balloon Sculpture (Sponsored by Bath Bank)
- 12 noon - 4 pm Liberty Depot Museum open at Union & Railroad Street
- 12:30 pm Hummey Diddle Contest
- 1:00 pm Juggler
- 1:30-2:00 pm Crosscut Sawing (Tractor Display Area)
- 1:30 pm Cake Walk
- 2:00 pm 7 K Run -Proceeds to help fund Laney Herrin Scholarship Fund
- 2:00-2:45 pm Car Show — Participant Voting/winners announced

- 2:30 - 3:30 pm Shawnee Valley Dulcimer Society (south side of courthouse)
- 3:30 pm Juggler
- 4:00 pm Cake Walk
- 4:30 pm History of Broom Making

Sunday, September 12th

- 10 am -4 pm Showalter Blackwell Long Funeral Home (Open House) Horse drawn coach on display & kid activities
- 10 am - 5 pm Early American Demonstrations-Rope & Candle Making, Tin Punch & others.
- 10 am - 5 pm Antique Tractor and Machinery Display & periodic demonstrations)
- 11 am till gone Beans & Cornbread & Bake Sale at Templeton Cabin
- 11:30 am Magician
- 12:00 pm Cake Walk
- 12 Noon - 4 pm Liberty Depot Museum open at Union & Railroad Sts.
- 12 Noon - 4 pm Pioneer Games
- 12:15 pm History of Broom Making
- 12:30 pm Games (Historical Society)
- 1:00 - 2:00 pm Music - Shawnee Valley Dulcimer Society (south side of courthouse)
- 2:00 pm History of Boom Making
- 2:00 to 3:00 pm Public Auction of Antiques & Handcrafted Items
- 3:00 pm Magician
- 3:30 pm Cake Walk
- 4:00 pm Crosscut Sawing (Tractor Display area)
- 4:30 pm Magician

Early American Demonstration Area Organized By Union County Historical Society
For Early American Demonstrators Information: Arthur Redinger 765-458-5294 e-mail: a.redinger@verizon.net
For other information: UC Chamber of Commerce
Phone: 765-458-5976 e-mail: ucdc@dslmyway.com



Like a good neighbor,
State Farm
is there.®

CARL SHARP
27 W. Union St. Liberty, IN
458-5574 or
800-974-5574
www.carlsharp.com

State Farm Insurance Companies
Home Offices:
Bloomington, Illinois

DAVE'S TRIANGLE LLC

- GUNS & AMMO •BAIT & TACKLE
- FISHING & HUNTING SUPPLIES •ICE
- SNACKS •SOFT DRINKS •FIREWOOD

"PIZZA & SANDWICHES -LOCAL DELIVERY"

BOAT STORAGE

SUN - THUR 7 AM - 5 PM
FRI & SAT 7 AM - 10 PM
Hazel & Dave Wilcox Jr

2955 S. Old Dunlapville Road
Liberty, IN 47353, 765-458-7106

J. A. BERTCH & SON INC.

**HARDWARE
PAINT
PLUMBING
ELECTRIC**

51 WEST UNION STREET
LIBERTY, IN 47353
PH: 765-458-5512



P.R.S. Insurance, Inc.

17 W. Union Street
(Across from the Court House)
Liberty IN 47353 phone: 765-458-5792

representing
PROGRESSIVE

Union County
It's Fun to Play, Work & Live Here!

*Working together forming partnerships,
collaborating with all businesses and organizations to promote
Union County & neighboring communities.*

**Union County is the home of fantastic recreational opportunities
with the Brookville Lake/Whitewater Memorial State Park Complex
and other facilities here that offer something for everyone**

- UNION COUNTY DEVELOPMENT CORPORATION • CHAMBER OF COMMERCE • RETAIL MERCHANTS • TOURISM


5 West High Street, Liberty, Indiana 47353-1121
Phone/Fax: 765-458-5976 • E-mail: ucdc@dslmyway.com • Website: www.ucdc.us



Falls Park in Pendleton, Indiana. Here visitors to the Fall Creek Heritage Fair in the park enjoy the natural beauty as they stroll along a trail.



Booths line the streets of downtown Pendleton for the Merchants Downtown Fall Festival an annual event that coincides with the Heritage Fair September 10-11, 2010.



A pair of Canadian geese gracefully glide along on the Fall Creek lake completely unaware that I'm taking their picture.

Fall Creek Heritage Fair & Downtown Fall Festival

by Ray Dickerson & Rich Creason
Photos by Ray Dickerson

The 34th Annual Fall Creek Heritage Fair in conjunction with the Merchants Downtown Fall Festival will both be held on September 10-11, 2010 in Pendleton, Indiana. Admission is free, times are Friday 9 to dusk and Saturday 9 to 6 p.m.

Pendleton is conveniently located at exit 19, just off I-69, this community's central location and hometown charm has made it a favorite destination for those who are looking for an interesting and unique shopping experience.

The Heritage Fair is held in Fall Creek Park and has over 200 booths of quality handmade items including wood items, jewelry and hand-sewn articles. Lots of home baked goods, famous K-burgers made by the Kiwanis Club of Pendleton, Bird's BBQ, Red Coach concessions with walleye and kettle corn, also elephant ear and funnel cake booth. The Fair is sponsored by the Century and a Half Club. For booth space contact Lana Barton at 765-778-3183.

No flea market or commercial items are allowed. The show brings in 5 - 7000 visitors, more if the weather is nice. It was voted the best fair in Madison County two years in a row.

Quilts in the Park, Pendleton Historical Museum in Falls Park, September 9th -12th, sponsored by the Century and a Half Club. **CONTINUED ON PAGE 18**

Note: This four-page full color Pendleton Fall Creek Heritage Fair and Downtown Fall Festival special pullout is sponsored by the advertisers on pages 16 & 17, you can locate them on the map by utilizing the numbers 1-14 **1** located in the bottom left hand corner of their advertisement. You can find them on the map by their number. See insert for downtown businesses locations.



Quilts from the Spring Valley Quilt Guild are featured through out the two day festivals shown here at the Pendleton Historical Museum in Falls Park.



Booths along the street and inside big tents offer the visitor to Fall Creek Heritage Fair and the Downtown Merchants Fall Festival a variety of crafts, merchandise and food.

Nurpu

River & Mountain Supply
paddle - climb - trek

NATIVE WATERCRAFT

16907 Mystic Rd - Noblesville, IN 46060
(317) 773-1560
4 Miles East of Noblesville On Hwy 38

LOG HOME CENTER

Local distributor of

PERMA-CHINK SYSTEMS, INC.

Located 4 miles East of Noblesville on Rt. 38
773-3268 or Toll Free 1-800-773-6223



**207 B W. STATE ST.
PENDLETON, IN 46064
(765) 778-8548**

COMING BACK TO WHAT IS NATURAL

BRING IN THIS COUPON FOR 10% DISCOUNT (RETAIL ONLY)
Good Only Sept. 10 & 11, 2010

Essential Oils
Herbs & Vitamins
Metaphysical Gifts
Educational Programs
Reiki Classes
Yoga
Intuitive Readings
(CALL TO SIGN UP)



signs banners fleet graphics 3 dimensional signs MONUMENT SIGNS logo design and much more!

765-778-5254

526 N. Pendleton Ave. Pendleton, Indiana



Business & Technology Center
765-778-4797
108 W. State Street
Downtown Pendleton

Full Service Business, Printing, & Design Center

www.gojoteki.com

Business Services
Website Development
Data Management
Workflow Solutions

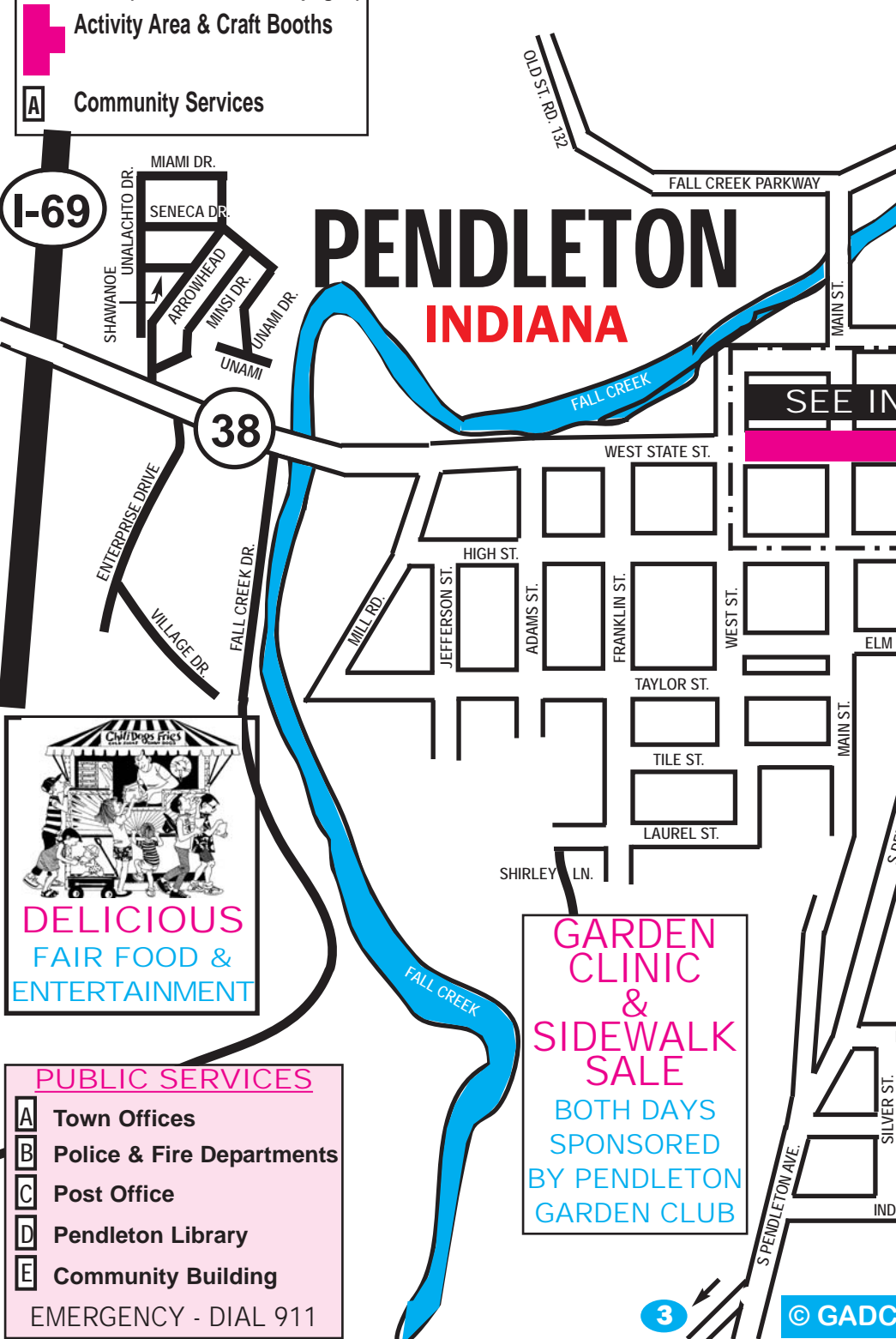
Printing Services
Business Cards
Brochures & Pamphlets
Banners
Much More!

PC Services
PC Diagnostics
PC Repair & Upgrades
Virus / Spyware Removal

FALL CREEK HERITAGE FAIR & SEPTEMBER

LEGEND

- 1 Advertiser Cross Reference Code (See Ads on these pages)
- Activity Area & Craft Booths
- A Community Services



PENDLETON INDIANA

DELICIOUS FAIR FOOD & ENTERTAINMENT

GARDEN CLINIC & SIDEWALK SALE
BOTH DAYS SPONSORED BY PENDLETON GARDEN CLUB

PUBLIC SERVICES

- A Town Offices
- B Police & Fire Departments
- C Post Office
- D Pendleton Library
- E Community Building

EMERGENCY - DIAL 911



RETIREMENT PLANNING & ESTATE PRESERVATION

Retirement Planning
Rollovers, IRA's, 401(K)'s
Tax Management Strategies
Cash Flow Solutions
College Funding
Investment Advice
Fee Based Planner
Wealth Transfer & Charitable Giving

Tammie Steele
Fee Based Investment Advisor
765-778-8878
131 N. Pendleton Ave., Pendleton, IN 46064

TAKE CONTROL OF YOUR FINANCIAL FUTURE!

PLAN TODAY... ENJOY TOMORROW
FREE INITIAL CONSULTATION



Head Bangers
THE SALON
765.778.9944
Walk-Ins Welcome
101 West State Street Pendleton, IN 46064



"Home of the BIG DADDY"
Pizza, Salads, Subs, Italian Rolls and Burgers
777 E. Water Street • Pendleton, Indiana
(Off of Pendleton Pike, in Falls Park Plaza)
(765) 778-3443
Brick Ovens
New York Style Pizza

Monday-Thursday: 11 a.m.-9 p.m.
Friday-Saturday: 11 a.m.-10 p.m.
Sunday: 11 a.m.-6 p.m.



525 E. State St. • Pendleton
765-778-4593
www.stoop.com



THE MAIN COURSE
RESTAURANT & PUB
PENDLETON, IN

250 W. Reformatory Rd.
(765) 778-8002

*Featuring Black Angus Steaks, Seafood,
Pasta, Sandwiches & Salads*

*Banquet Seating &
Catering Menus Available*

*Hours:
Monday thru Saturday 11am-10pm
Sunday 11am-4pm*

Overlooking beautiful Fall Creek Golf Club

FALL CREEK HERITAGE FAIR

SEPTEMBER 10TH & 11TH, 2010

Picturesque Falls Park * Pendleton, IN*

Hours: 9:00 P.M. - 6:00 P.M.

OVER 200 CRAFT & FOOD BOOTHS

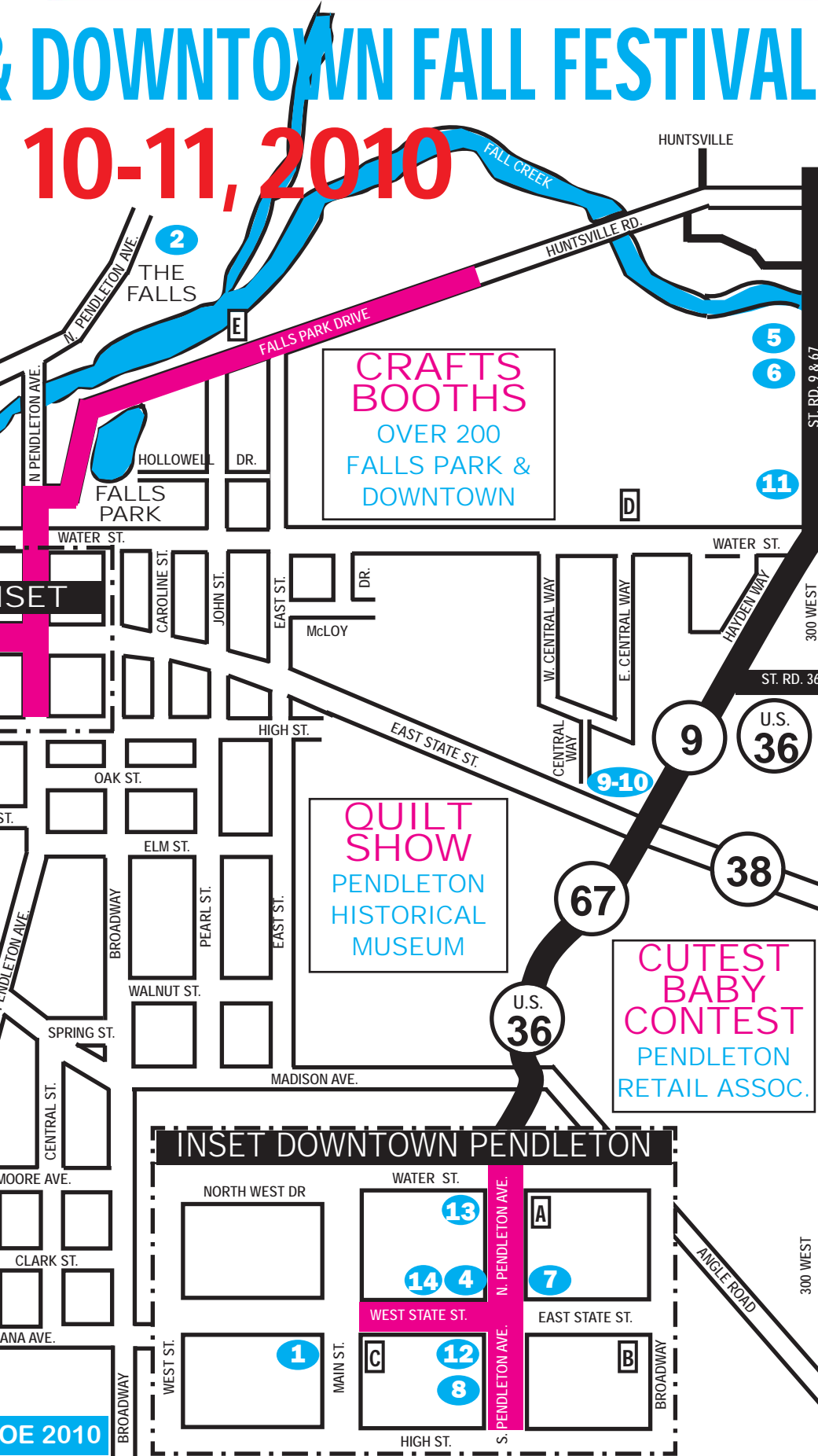
Craft Auction, Sept. 11th, 11:00 AM

"34TH YEAR IN THE PARK"

4 Sponsored & Produced in Cooperation with Century & a Half Club, Inc.

DOWNTOWN FALL FESTIVAL

10-11, 2010



CRAFTS BOOTHS
OVER 200
FALLS PARK &
DOWNTOWN

QUILT SHOW
PENDLETON
HISTORICAL
MUSEUM

CUTEST BABY CONTEST
PENDLETON
RETAIL ASSOC.

INSET DOWNTOWN PENDLETON

1, 2, 3, 4, 5, 6, 7, 8, 9, 10, 11, 12, 13, 14



AMSOIL
Synthetic Motor Oils

Superior Performance
Superior Protection

The Company of Firsts
Over 35 Years
of Innovation and Leadership

- **First** to develop an API rated 100 percent synthetic motor oil.
- **First** to introduce the concept of "extended drain intervals" with a recommended 25,000-mile/12-month drain interval.
- **First** U.S. company to utilize the NOACK volatility test as a standard of performance excellence.
- **First** to produce synthetic motor oils for diesel engines, racing engines, turbos and marine engines.
- **First** to introduce synthetic oils that legitimately contribute to improving fuel efficiency.
- **First** to manufacture synthetic gear lube for automotive use.
- **First** to manufacture a 100:1 pre-mix synthetic 2-cycle oil.
- **First** to manufacture a synthetic automatic transmission fluid for automotive use.



Oil & Lubrication Service Co.
Specializing In Synthetic Lubricants And Filtration Products

**Car • Truck • Fleet
Service & Repair**
(317) 361-2220

Your **AMSOIL** Dealer offers a full line of high-performance products:

- Motor Oils
- Gear Lubes
- Compressor Oils
- Fuel Additives
- Injector Cleaners
- Motorcycle Oils & Filters
- Diesel Oils
- Hydraulic Fluids
- 2-Cycle Oils
- Spray Lubes
- Engine Cleaners
- Motorcycle Oils & Filters
- Trans. Fluids
- Greases
- Air Filters
- Oil Filters
- Shock/Fork Fluids
- 4-Stroke Oils

www.lawrencesyntheticoil.com

**6879 South State Road 67
Pendleton, IN 46064
"IN FALLS PARK PLAZA"**



Natural Lawn and Garden Products
AGGRAND
Rick & Paula Lawrence
6879 S. State Road 67
Pendleton, IN 46064

AGGRAND Natural Fertilizers

Natural Liquid Lime



Natural Organic Liquid Bonemeal



Natural Fertilizer



Natural Kelp & Sulfate of Potash



"In Falls Park Plaza" 317-361-2220 / 317-730-5810

AGGRAND Natural Products are the natural, effective and convenient alternatives to conventional manufactured chemical products. AGGRAND products are designed to provide outstanding performance using only natural organic nutrients. With AGGRAND Natural Products, there are no manufactured chemical residues; the environment is safe for your children and pets, and for you to reap your bountiful harvest. AGGRAND natural lawn, garden and agricultural products bring the future here for you today!




AGGRAND
LAWN,
GARDEN
& FARM
PRODUCTS


Natural Fertilizer
Natural Liquid Lime
Natural Organic Liquid Bonemeal
Natural Kelp and Sulfate of Potash

OUR STAND

EVERY INSURANCE POLICY SHOULD COME WITH A
LIVING, BREATHING
OWNER'S MANUAL.



Call us today for a complimentary financial and insurance review.
765-778-9600



Bobbi Jordan
Bobby Jordan Agency
103 East State Street • Pendleton
bobbijordan@allstate.com

7 Insurance subject to availability and qualifications. Allstate Insurance Company and Allstate Property and Casualty Insurance Company, Northbrook, Illinois © 2009 Allstate Insurance Company.

ops

LIVE GROUP

opsauto.com

4055 W. Clara Ln. • Muncie
765-288-1903

We Help You Help Yourself



Live Well

Hypnosis Center

**Weight Loss
Stop Smoking
and more**

Call for
FREE
Screening

765-221-9080
106 S. Pendleton Ave.
Pendleton, IN 46064

8



Here a craftsman works dilligently on another item. This photo was taken at the 2002 event in Fall Creek Park.



Another Craft booth set up at the Heritage Fair and Fall Festival in Pendleton, IN. You don't want to miss this special Indiana event on September 10-11, 2010.

sored by the Spring Valley Quilt Guild. \$3 donation at the door. For more information contact Suzanne Hagan 765-778-1818.

While visiting the Fall Creek Heritage Fair and Downtown Merchants Fall Festival in Pendleton you may **PARK FREE** on the downtown streets and we have 4 free parking lots: There is one behind the Village Pantry. One at the Heritage Antique Mall, 231 South Pendleton Avenue (2 blocks south of the stoplight at Pendleton Avenue). One at Pendleton's First United Methodist Church, 225 West State Street, (half block west of the Post Office). And one between the 1st Merchants Bank and the laundromat on the South side of State Street, across from Madison County Glass.

Someone will be setting up local entertainment that will run downtown from 4 p.m. to dusk on Friday and from 12 Noon to dusk on Saturday.

The cutest baby contest will take place at the corner of Pendleton Ave. and State Street. Place your votes at the Pendleton Business Association Information Booth.

South Madison Visual Arts Exhibit will be in the Town Hall on Saturday. You can vote for your favorite work of art from South Madison artists here.

The Pendleton Garden Club will have their plant sale at the corner of State Street and Pendleton Ave.

Outfitters Block Party and Fireworks will be at the corner of State Street and Pendleton Ave on Saturday at 6 p.m. Admission is \$5.00 per person. Enjoy an evening downtown with friends and neighbors and support Outfitters. Music, dancing, games, Corn Hole and more. Bring you blanket or lawn chairs and enjoy fireworks after dark.

Visit www.pendletonshops.com/ to find out more about Pendleton, this is the Pendleton

Business Association web page. You can visit the Businesses page to find out more about their interesting and unique shops, including antiques, restaurants and unique gift shops.

For more information contact: Jeanette Thompson, Pendleton Fall Festival Coordinator at djhrm@aol.com or 765-778-7443.

Pendleton is located along Fall Creek in South Madison County. The first settler to build a cabin locally was John Rogers in December 1819. In the Spring of 1820 seven more families came and the community began.

In 1889 the discovery of natural gas started a gas boom, the population grew dramatically.

In 1991, through efforts of members of Historic Fall Creek, Pendleton Settlement, Inc. the town was listed on the National Register of Historic Places.



It reads on this memorial: "This Memorial stands in honor to all veterans sacrificed in struggle for freedoms too dear to risk loosing and to the veterans who survived the horrors and wounds of such struggle. May all that leave this spot go forward with a resolve to keep the patriotic spirit of these veterans alive and well."



A beautiful flower and tree-lined street in Pendleton, Indiana. Pendleton is located on SR 38 just west of the intersection of SR 9, US 36 and SR 67.

Buck Scrape Taxidermy
 107 N 600 E
 Greenfield, IN 46140

317-498-4372
www.buckscrape.com

At Buck Scrape Taxidermy we stand behind our work to provide the sportsman with quality taxidermy and customer satisfaction. We are competent in all areas of taxidermy including fish, birds, mammals and game heads.
 Visit our website for more details.

Knightstown Locker, Inc.
MEAT PROCESSING
 Open: Mon, Wed, Fri 8-6
 Tues & Thur 8-5
 Sat 8-12 

8037 South 575 West
Knightstown, IN 46148
(765) 345-2410 (800) 718-6010
www.ktownmeatsandcatering.com
ktownlocker@embarqmail.com
Daniel D. Titus, Owner & Operator
"Pick up your summer sausage & snack sticks at our store."

THE GUN DEN
 Buy - Sell - Trade 
 337 Roosevelt Dr. Shelbyville, IN 46176
 (317) 398-3852

FOR ALL YOUR OUTDOOR & HUNTING NEEDS
CHECK OUT OUR WEBSITE AT
www.thegundenonline.com
 We will have 12 different items on sale every 12 hours
 We do special orders and layaways
 We do consignments too



There is plenty of parking available for visitors, simply follow the directions shown below to our location. At twilight you can follow the light shining from the Lighthouse Chapel, the festival is open until 10:30 p.m. Friday thru Sunday.

Farmer's Pike Festival

MUSIC SCHEDULE

"All this entertainment FREE with admission!"

Exhibitors Booths Open Everyday at 9 a.m.

*NEW Second Entrance!
Easier & Faster Parking!*

Friday, September 3rd

4:00 P.M.-4:30 P.M.

Farmer's Pike Entertainment
Kickoff with Walt Stoner

4:30 P.M.-6:30

Tribute to Elvis by Scotty Zion

7:00 P.M.-10:30 P.M.

Dance to "E.T.C. Band" 50's, 60's, 70's
Classic Rock

Saturday, September 4th

10:00 A.M.-11:00 A.M.

Walt Stoner - Tribute to Willy, Waylon & more

11:00 A.M.-2:00 P.M.

"Gary George and Family" — gospel & more

2:00 P.M.-4:00 P.M.

Tribute to Elvis by Scotty Zion

4:00 P.M.-5:00 P.M.

"Cornfield Cloggers"

5:00 P.M.-6:30 P.M.

Linda Gilchrist and Walt Stoner —
Broadway cabaret and gospel

6:30 P.M.-10:30 P.M.

Dance to the "Blevin Brothers" —
Country music

Sunday, September 5th

10:00 A.M.-11:00 A.M.

Walt Stoner - Tribute to Willy, Waylon & more

11:00 A.M.-1:30 P.M.

"Goldwing Express"

Bluegrass band from Branson, MO

1:30 P.M.-4:30 P.M.

Dance to the exciting "Razzmatazz and Jazz

Band" "Bourbon Street Strutters,

Dixieland and more

4:30 P.M.- 6:30 P.M.

"Goldwing Express"

Bluegrass

6:30 P.M.-10:30 P.M.

Dance to "Waylon T Band" —

Blues & Country music

Monday, September 6th

10:00 A.M.-1:00 P.M.

"Goldwing Express" Bluegrass band from
Branson, MO

1:00 A.M.-2:00 P.M.

"Boot Scootin' "dancers

2:00 P.M.- 5:00 P.M.

Dance to "Southern Justice" —

Classic Country

5:00 P.M.

2010 Farewell "Happy Trails to You"

We apologize if sometimes the schedule may become slightly altered due to circumstances beyond Promoters control

Hope to See Ya Next Year.
"God Best to All" — The Land Family ■

30TH ANNUAL SEPTEMBER 3 - 6

2010

Farmer's Pike Festival

Acres of
Free
Parking

LOCATED BETWEEN HAGERSTOWN & NEW CASTLE, IN
SOUTH OF SR 38 (SEE MAP AT BOTTOM)

Acres of
Free
Parking

"OPEN EVERY YEAR"

LABOR DAY WEEKEND

Friday - Saturday - Sunday 9 a.m.-10:30 p.m.

Monday 9 a.m.-5 p.m.

Big 29th
Annual

See Reverse Side for Schedule

COLOSSAL MUSIC

(Also Visit the Lighthouse Chapel)

4 Big
Days

"ACRES OF TREASURES"

(Exhibitors from Coast-to-Coast)

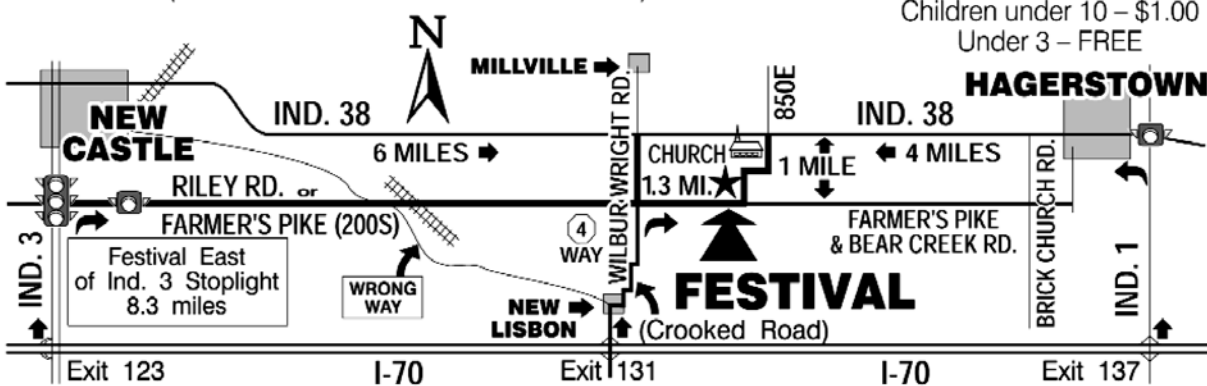
Over 400 SPACES

Antiques-Arts-Crafts-Uniques

MANY GREAT FOOD BOOTHS!

6 Miles East of New Castle on Ind. 38 to Wilbur Wright Rd.
or 4 Miles West of Hagerstown to 850E WATCH for SIGNS.
(Corner of 850 East and 200 South)

Traffic Control - Free Shuttle
Free Parking (on our grounds)
Handicap Spaces
Admission \$3.00 per person
Children under 10 - \$1.00
Under 3 - FREE



INFO: Call 765-332-2134
Rheta Land
8140 East 200 South
New Castle, IN 47362

No Alcohol
or Soliciting

— Nightly —

Lighthouse Beacon Light
www.farmerspike.com

INFO: Call 765-332-2576
Delayne & Shawne Land
Festival &/or
Refinishing Shop



This is an adult hunt field with some of entrants. This field is loaded with silver dimes and prizes. (Rich and Susie Creason Photo)



Left: Benjamin (our grandson) eating S'mores around the campfire. Right: Grandpa with a 1 ounce silver round & a 1/10 ounce gold coin. Two prizes I won on the last day of the hunt.

Outdoors

With Rich Creason

their detector "beeps", the contestant pinpoints the sound with the detector, uncovers the coin or prize token with a knife or small digging tool, removes it from the ground, and refills the hole before moving on to the next signal. The faster (or luckier) the entrant is, the more finds he accumulates in his coin pouch.

The first hunt of each weekday was a competition hunt. Specially marked targets (painted pennies) were buried in a field one day, then in the beach sand the next, ending the last day with half the target in the sand and the other half in the field. The best of the treasure hunters paid a separate entry fee to enter this event. This was a timed, speed event with the competitors trying for the highest total number of targets. At the end of the week trophies and prize money were awarded to the top three in the men's, women's, senior (60 years and older), and the master's division (70 and over). Age does not seem to be a factor in treasure hunts. One of our friends is an active hunter and celebrated his 84th birthday at this event. Our daughter and now our grandson both started detecting when they were four.

On a couple days, the first regular hunt was a poker hunt. Two hundred playing cards with silver dimes stapled inside were buried in the hunt field. Teams of five hunters were assembled and each team member went into the field to find a card. The team with the best poker hand won. One day, our team won with a straight flush and we each received a silver half dollar for our prize. Second and third place won lesser prizes. Everyone else just got to keep the silver dime found in their card. On the other days, the first field contained silver dimes and tokens for prizes. The second and third hunt of most days also contained dimes and prize tokens.

On several evenings, there was a hunt on the beach. Usually, the hunt was silver dimes and tokens, but one evening (my favorite) there were Indian head pennies, wheat pennies, buffalo nickels, and other coins, plus prizes. Susie found a token good for a bank resembling a safe. There was paper money and silver inside. Since no one knew the combination, it took us a while to discover how to open it to find out what was inside.

One night, after the beach hunt, there was a water hunt. The coins and tokens were thrown into the water. The hunters had to find the targets under about two feet of water. On another night, there was

CONTINUED ON PAGE 29

7 Days Digging Treasure

The last week of July, 2010, was the second annual installment of the Pepsi Southern Indiana Treasure Fest at Starve Hollow State Recreation Area. It was a week of 100 or so treasure hunters searching for buried silver coins and prize tokens in the dirt, sand, and water with their metal detectors.

I started attending these events 32 years ago. My first one was in Anderson, Indiana. I enjoyed it so much, I signed up for a hunt near Seymour the following weekend. My wife, Susie, immediately decided she wanted to get a metal detector and join me. Our four year old daughter, Angi, also began detecting. Since that time, we have attended treasure hunts in Indiana, Kentucky, Illinois, Michigan, Ohio, Pennsylvania, Florida, South Carolina, Alabama, New York, Wisconsin, and Ontario, Canada. Some were one day hunts, most weekend events, and several are week-long spectacles.

To enter these treasure hunts, you pay an entry fee. This varies according to location and the price of silver. Most hunts now are around \$40-\$50 per day, per person. The entry fee is converted into silver coins, mostly dimes, with some quarters, halves, and silver dollars. This is buried in several hunt fields, usually three, each day. Along with the coins, numbered metal tokens good for a wide variety of donated prizes are also buried.

At each designated time, the hunters line up around the marked field and wait for the official start. When the hunt master sounds the horn, everyone begins searching for the buried targets. When

Mike's Metal Detectors
Your Source for Major Brand Metal Detectors & Proline Prospecting Equipment!

Mike Byrn - Owner
9350 Indian Bluff Rd.
Georgetown, IN 47122

(812) 366-3558
Cell: (812) 267-1910
Email: byrn@hughes.net

Noble Boys Furniture
Featuring Solid Oak and Solid Wood Bedrooms, Dining Rooms, Living Rooms, A Lazy Boy Owned Co. & Lane Recliners, Bedding and Other Household Items Dutch Craft Bedding Made by Amish

6032 Holland Rd., Brookville, IN
(White's Farm - U.S. 52)
Mon-Fri 9-5 / Sat 9-4 • 765-647-4875
"Quality Furniture At Fair Prices"

PIONEER VILLAGE
Gateway to Hardy Lake

- LIVE BAIT • TACKLE
- FIREWOOD • GAS
- BIO-DIESEL
- FISHING LICENSE
- HOT FOOD • DELI
- ICE • POP • CHIPS

3614 E. Hwy. 256
Scottsburg, IN 47170
PH: 812-794-2769
www.pioneersvillage.com
E-mail: whittymore@pioneersvillage.com

Noble Roman's PIZZA EXPRESS

4 Grades Gasoline
2 Grades Road Diesel

Plenty of Room for RV Fueling

Krispy Kreme DOUGHNUTS

CountryMark.

Seating for Dining Inside or Carry Out

CONVENIENCE STORE OPEN 24 HOURS

U.S. 27 NORTH IN LIBERTY, IN • PH: 765-458-0724

Why Cook Tonight, When We'll Deliver It right?

Pizza King™

Lunch & Dinner

of Liberty

11:00 A.M. - 10:00 P.M. SUNDAY Thru THURSDAY
11:00 A.M. - 12:00 A.M. FRIDAY & SATURDAY

201 North Main Street - Liberty, IN 47353

DINE IN CARRY OUT DELIVERY (765) 458-5775



4-WAY BRIDGE BAIT SHOP & RESTAURANT


OWNERS RETIRING

"Everything Must Go"

Established Business Located in Greene-Sullivan State Forest

- Live Bait • Tackle • Boat Rentals
- Breakfast & Lunch • Groceries & Ice
- Propane Exchange • Camper Spaces

CALL (812) 847-7989 OR (765) 748-0554
woswalt48@hotmail.com



SCOTT'S GUN & TACKLE

ULTRA DOG FOOD / OWEN'S DOG BOXES
 HUNTING LIGHTS / DAN'S HUNTING CLOTHES
 GARMIN TRACKING SYS. / DOG LEADS & COLLARS


ARCHERY SUPPLIES / BOWTECH BOWS
 INDOOR ARCHERY RANGE / TECHNO HUNTING SYS.

MUCK BOOTS / RELOADING SUPPLIES
 LONG GUNS / HAND GUNS / AMMO
 FISHING TACKLE, SUPPLIES & LIVE BAIT

Under New Management
Manager: John Durham

HOURS: Monday thru Saturday 7 am - 8 pm
 Sunday 9 am - 5 pm

200 N. Highway 3 & 7
 North Vernon, IN 47265
 812-352-7075



S.C.I. Official Scorer!


765-561-3354

Jerry ADAMS TAXIDERMISTRY
www.jerryadamstaxidermy.com

Jerry Adams
 551 East Cameron Drive
 Rushville, IN 46173
 Phone: 765-561-3354
 eMail: jerry@jerryadamstaxidermy.com

S.C.I. OFFICIAL SCORER
 Give your trophy the recognition it deserves

Trap Lines



by Jack Turner, Jr.

A Fork in the Road

Someone once said, "When you come to a fork in the road, take it." I believe those "words of wisdom" came from former baseball great Yogi Berra. A few weeks ago while driving, my fiancé said to me, "When I come to a fork in the road, I always go right."

For some time now I have given much thought to giving up my "Traplines" column in the Gad-A-Bout. I began writing for "The Gad", as I call it, in January 1995 and continued through June 2001. I returned in March 2005 and have continued to educate trappers and non-trappers alike focusing not only on how to catch furbearers, but it's importance to the habitat, economy and, in some cases, family unity.

Trapping has been a large part of my life for nearly twenty years. I have read more than four dozen books, watched more than two dozen videos, subscribed to seven trapping publications, attended more than one dozen trapping conventions and written more than 160 articles. However in the past few years, my life has taken some unforeseen twists and my days on the trapline have been very limited. In addition, I feel that I have exhausted sharing my trapping knowledge, often finding myself struggling to come up with new material for "Traplines".

In April 2009, I began a relationship with a wonderful Christian woman, Leslie Fogle Fugate. Since that time, Leslie and I have shared many moments that involve the great outdoors. We have fished many times together. She has attended a couple of trapping conventions and has assisted me at the Trapper's Cabin at the Ohio State Fair. We enjoy visiting state parks, gazing at sunrises and sunsets, taking long drives in rural settings and taking photographs. She has walked fields with me looking for arrowheads and scanned creeks beds in search of unusual finds. She also wants me to take her on my trapline and desires to go small game hunting with me.

After much thought and discussion with Leslie, I approached Ray Dickerson with the idea of having she and I write a monthly column together with the title "J & L Outdoors- Journal of an Outdoors Couple". We would write an article each month profiling something that we did that related in some way to fishing, hunting, trapping, nature, rural settings, etc. He agreed to our proposal. Of course, this will mean that I will be giving up my monthly trapping column, "Traplines".

On September 17, 2010, Leslie and I will wed in Dillsboro, Indiana. The wedding will take place on her parents' property and will have an outdoors theme. I will withhold the details now as Leslie and I plan to write about our wedding in the October issue of the Gad-A-Bout under our "J & L Outdoors" byline.

I want to thank you, the readers, for your many years of support following "Traplines". Fur trapping is a dying hobby & profession and many do not understand it's importance. I'd also like to thank Ray Dickerson for giving me the opportunity to share my knowledge and experiences about trapping. It's been a great ride.

I have come to that "fork in the road" of life. Leslie states that she always goes right. It is my prayer that we, as a couple, always "go right" and are able to share our love for the great outdoors in a manner that is informative, entertaining and educational to you, the readers of The Gad-A-Bout. As I have said at the end of many "Traplines" articles, "Go out and create memories that will last a lifetime."



Hoosier Fall Classic

September 10-12, 2010

1464 N. 500W. • Winchester, IN 47394 www.farmlandconservationclub.org

40 big game targets, 20 small game 2 rounds, smoker round, Coon shoot at Sunset. Scoring 11, 10, 8 & 5 (Preparing for hunting season)

Adults \$15 big game, \$12 small game, \$5 smoker round
 Youth \$10 big game, \$7 small game, \$5 smoker round
 Coon shoot \$5 (Saturday Night)

Adult (18 and older), Youth (13-17) Cubs are Free
 Club opens Friday for campers and vendors.
 Fishing and playground available for family fun!!!!

Shoots begin Friday* at 7:30 a.m., cards due Sunday* by 1:00 p.m., awards will follow.
 *Trade blanket (bring your extra gear to trade) 4-6 p.m. Saturday Evening

Long distance shoot arrows \$1 each or \$4 for 5 (winner splits the pot)

Contact Information:
Roy Bowers: (765) 584-8089
Ginger Martin: 765-914-8050




J.P. ENTERPRISES
 Traditional Archery
 Carrying everything for traditional bow hunters
 (800) 467-7994
www.jptraditionalarchery.com

FARMERS AND HUNTERS
 Feeding The Hungry

Enter to win a hunter prize package (\$1000 value):
 50 Cal Knight Long Range Hunter, Summit Climbing Treestand and Buck Knife
 Tickets available at each shoot: \$2 each or 3 for \$5
 Proceeds assist FHFH Randolph County Chapter with the cost of processing donated deer

Outdoors Tales



by Phil Junker

White goose becomes mystery parent

It's a white goose mystery. It might make an animal soap opera or a 20-20 TV mystery for animals, if only the goose could talk. No question, it would have an interesting story to tell.

Remember those cute (not necessarily realistic) Disney movies about an animal family. Maybe it was a mother deer and her fawn and their struggle for survival. Maybe it was a rabbit. I don't remember specifics, but in general remember the concept. They were supposed to be animal documentaries about life and survival in the wild.

Anyway, I've been watching a mysterious nature happening in real life that most certainly is interesting, if only to me. It has all the drama of a TV reality show.

Every spring for the past several years, I've watched the annual ritual of Canada geese raising their young. In late winter or very early spring, the local flocks of geese begin to break into pairs. They mate for life.

Next comes nesting season. Soon the cute, fuzzy baby goslings begin to appear with the protective Mom and Dad. When they take to the water in the lake behind the house, one adult leads the procession and one follows with the youngsters trailing the lead goose in a straight line. There usually are six to eight babies.

Over the course of the next month or so, some of the youngsters grow rapidly. Others just disappear, apparently falling victim to turtles, dogs, coyotes, and other animals. That's nature.

Early this year, when the adult geese broke up into pairs, something unusual happened. Daily, I began to see a threesome, and what made it even more unusual, one member of the trio was a snow white goose.

My assumption is the white goose is a domestic goose that came from somewhere in the local area, and was accepted by the flock. It appears to be the same size as the rest of the Canada's. It has a yellow orange beak, and I'd guess it is not an albino. My guess may be wrong.

The trio hatched a half dozen youngsters, and all looked like the rest of the Canada babies on the lake. There was no evidence of the white goose's coloration in the gosling's.



Sometimes strange things happen in nature. A white goose apparently managed to become part of a goose family and flock this spring. (Photo by Phil Junker)

For a while the three adults swam with the youngsters. Then one day, one of the adult Canada's was no longer with the family. One Canada and the white goose finished raising the young.

Now, the young are adult size and the pairs and youngsters have rejoined as a flock. The white goose seems to be a full-fledged member.

I'm left to ponder, where did the white goose come from, is it an albino, why was it accepted by the pair, did it mate with a Canada, what happened to the third adult.

Don't think this mystery ever will be solved, but it was fascinating and enjoyable watching it unfold. Mr. White Goose is still part of the flock, or is that gaggle of geese? If they are airborne, they are a skein. I'll just call the Canada's a flock.

###

SQUIRREL SEASON OPEN -- Hot. Hot. Hot. It makes most folks want to stay indoors in the air conditioning. Yet, the first fall hunting season is already here. It's tough to think about putting on the camo clothing when the temperature is near 80 when you wade, up and close to triple digits in the afternoon.

Most people still are thinking about swimming and boating, catfishing, or whether the air conditioner will make it through the rest of summer, but hardy squirrel hunters soon will be taking to the woods.

Indiana's squirrel season opened Aug. 15 and through Jan. 32, 2011. The limit is five per day.

From most observations, it appears there are plenty off squirrels throughout the state. As always, some areas will be better than others.

Squirrel populations are dependent on a number of factors, but two key include weather and mast (nut) availability. The nut crop one year impacts the population

CONTINUED ON
PAGE 29


FLATROCK ARCHERY, LLC



We Now Carry Athens, Bear, Browning, PSE Archery & Tenpoint Crossbows And Hunting Accessories

Hours: Monday - Tuesday - Thursday - Friday 11-6
Saturday 9-3 Closed Wednesday & Sunday
7760 South 500 West, Milroy, IN 46156
Ph: 765-629-0313

Rick & Jeff's Floor Coverings, Inc. We Will Not Be Undersold!



For All Your Floor Covering Needs
(812) 754-0888
Now Carrying In Stock



Hwy. 56 East • Scottsburg, IN 47170

REM-BU Gun & Archery Shop

- Guns • Archery • Ammo • Shooting Acc
- Scope Mounting • Recoil Pad Install
- Drill & Tap • Bow Repair

Buy, Sale, Trade
Consignments

Appraisals

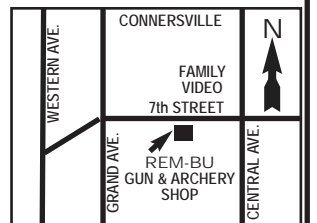
New, Old, Odd & Otherwise



Mathews & Mission Archery Bows

DEER & TURKEY
CHECK-IN STATION

115 West 7th Street
Connersville, IN 47331
765-825-2613



FOR SALE OHIO RIVER VIEW HOME



SITUATED
ON 1.5 ACRES
IN DERBY, IN

This three bedroom home with two fireplaces has lot of glass in the two large living rooms to enjoy the river view. Large screened-in porch and two decks, two full baths, one with a jacuzzi tub, a nice kitchen at 13285 N. SR 66, Derby. Close to boat ramp, American Discovery Trail. \$149,000. Cell Phone: 812-499-0209.

**SALES
SERVICE
RENTALS**

EVINRUDE
Mercury
Mercruiser
Yamaha

dry dock MARINA
at Prairie Creek

6700 S. CR 560 East
Selma, IN 47383

PHONE: (765) 286-4976 FAX: (765) 286-4981
E-mail: drydockmarina@aol.com
Hours: Mon. - Fri. 9:00 AM - 5:30 PM Sat. 9:00 AM - 3:00 PM

25 Years of Technical Service on Most Makes and Models

Pontoon Rentals All Day
or
Four Hours on
Prairie Creek Reservoir

**PONTOONS,
BOATS &
MOTORS**

POLARIS Craft

We are well equipped to take care of your needs, But small enough to care.
"WE SELL FUN"

Shadyside Bait & Tackle
 Snack Shack
 HRS: Mon - Sat 7 a.m. to 7 p.m. / Sun 7 a.m. to 6 p.m.
Tim Gladney
 765.649.9025 1117 Alexandria Pike
 Anderson, IN 46012

GRASSY PLAINS FARM
 PASTURE RAISED BEEF
 Discover the health benefits of locally grown beef on a diet high in quality pasture & hay, fresh air & sunshine: no hormones and small amounts of grain.
From the Gentle Jersey
NOW TAKING ORDERS FOR PASTURE-RANGE CHICKENS & TURKEYS
 25# Bundles or Whole Beef



GLICK'S BUTCHER SHOP
Abner Glick
 Complete processing of deer, beef, pork, etc.
Old Fashioned Hickory Smoke
 Monday - Friday: 7am - 7pm • Saturday: 7am - 3pm
 Closed Sunday • 7020 Peacock Road • Williamsburg, IN 47393
(765) 847-2528

Red Barn Bait Shop

 Hunting, Fishing, Camping,
 Guns, Ammo & Accessories
 Buy - Sell - Trade
 Open 7 Days
 Phone: (812) 883-6483
For all your hunting & camping needs stop by the Red Barn
 3 1/2 Miles North of Salem on SR 135

Bozarth Country Store
 On The SALAMONIE RESERVOIR

Fishing Tackle Hunting Equip Camping Supplies Boating Equip Save BIG		LARGEST Selection of Cast Iron BOZARTH CRAPPIE TOURNEYS Sat Sept 18th Sat & Sun Oct 2nd & 3rd Info Call Ryan 765-981-4522
Breakfast & Sandwich Menu Tenderloin/Fries/20 oz Drink - \$6.00 Hamburger/Fries/20 oz Drink - \$4.50 <i>Many Other Great Food Items</i>		
We Have A Large Breakfast & Sandwich Menu Campstore / Grocery Fishing Tackle, Live Bait & License Camping & Hunting Supplies Cold & Hot Drinks Ice - Pizza - Sausage - Hot Dogs Snacks & Sandwiches		Hunting Check In Station Banquet Room w/Kitchenette Arcade Game Room Showers (All Year) Boat Storage (Inside) LP Gas Refill Station
765-981-4522 7309 East 400 South Wabash County Lagro, IN 46941	We Proudly Carry Bass Pro Products Save on Shipping	 Open All Year - 6:00 AM to Dusk

Outdoors Tales


 by **Dan Graves**

To Motor or Not To Motor

I'm old enough to remember when fishermen used boats equipped with oarlocks and thought nothing of rowing a mile or two to their favorite spot. But, even those grizzled old timers finally gave in and clamped a whiney little five or ten horsepower motor on the transom. Now, the whole river or lake was available as long as the fuel supply held out or the cranky little things would start again after being shut down. Starting was supposed to be simple. Choke it, wrap the starter rope around the starter pulley and yank. Again, wrap the rope and yank. Mutter a few choice words under your breath and repeat. Stop muttering and let everyone within a mile know how you felt about modern technology, launch a healthy kick at the thing, and one time out of ten, the boat would rock and pitch you overboard. And guess who left the oars at home to save room in the boat. The next morning a search party, formed when your wife reported you missing, would show up and tow you back to the dock.

Time passed and as usual, things got more sophisticated and complex. Engines got bigger and bigger, some outboard and others inboard. Now, all the fisherman had to do was turn a key and push a button and the thing would roar to life. Sometimes. When it doesn't is when you wish you had completed those courses in thermo-hydro-dynamics, molecular infusion principles, and advanced mechanical engineering at MIT. The old kick to the carburetor just doesn't work any more.

Recently, a friend asked myself and Bob to accompany him to Brookville reservoir to test a boat he hadn't had on the water in three years. A Ranger bass boat, it had an engine that looked like it could pull an aircraft carrier away from the pier and all the other electronic gear that meant the poor fish didn't stand a chance. I didn't ask if it had launch tubes for torpedoing the bigger fish. In the water it started nicely and we

puttered away from the ramp until the cove widened considerably and Fergie punched the thing. WAAAAAAA----! A nitro-methane fueled funny car doesn't leave the line that quick. We howled into the main body of water while passing buoys that said something that

started with an I and ended with an E. Even at warp factor four, Fergie finally got a look at one. "I think that was an idle zone" he said. "I wondered why those other boats were just chugging along".

After breaking the law once we screamed north, slamming over wakes with our hair blown back. Meanwhile, a steady electronic beeping sounded. Fergie explained that that indicated oil was not being supplied to the reservoir tank on the engine. "Let's go to the ramp at the dam and check it out". Apparently some oil was being pumped, or by then, the engine would have seized. At the dock a check showed that the problem must be with the oil sensor. Engaging the starter resulted in the cutest little whirring sound and no VROOM! I asked Fergie if the thing came equipped with oars and got a stony stare in response. Off came the engine cowling, and while I held onto the dock he and Bob pried, jabbed and whacked at the starter Bendix. The starter engaged and we had ignition. Off we went again with the oil beeper beeping and our hair blowing back for a full run to the north end of the lake.

Since we'd brought fishing gear and it was a fishing boat, we decided to try our luck. Back in the big idle zone at legal speed we shut down, lowered the trolling motor and started beating the water into a froth. A half hour later Fergie had caught one anemic little crappie and Bob and I were skunked. Deciding to call it a day, we noticed how the oil supply beeper was perfectly synchronized with the cute whirring of the bum starter Bendix. Fergie decided to use the trolling motor to cover the half-mile to the ramp instead of working on the Bendix again. We made good time for about forty feet until the trolling motor started sounding like my wife's kitchen beater trying to mix concrete. A sick battery. Again I asked if he might at least have a paddle aboard and got "the look" once more.

Off came the cowling, out came the tool box and once more the engine caught. I thought of suggesting that the next time we wear head dresses and loin cloths, arm ourselves with war clubs and canoe paddles and do it the way the Cherokees used to. Considering Fergie's mood, I decided not to push my luck.

Finally back at the ramp, after backing the trailer into the water we noticed that one of the support boards was floating around like drift wood. The mounting bolts were gone. By now I would have been blowing holes in the boat and chucking the trailer into the lake, but Fergie maintained his cool and jury rigged the board temporarily back in place. We made it home with the boat still on the trailer and made plans to team up, sell the boat, and invest the money in a Chinese hardware manufacturer.

Later that week, I got an invitation to join Rollin on our lake for a night fishing trip. With a bright moon sparkling on the water we idled out to Rollin's favorite night fishing spot. Suddenly, the motor spit, whonked, sputtered and quit. Flashlight out, Rollin checked the engine and then slapped his forehead. "I forgot to put fuel in the tank" he growled.

So, whatever happened to the old days of oars and oarlocks? Now, if someone pulls out their smart phone and downloads a engine troubleshooting "app" (whatever that means) I'm going to be the fourth person in history to walk on water, and go home. After all, as my old grand pappy said, "It don't make no difference how you got there; that big bass is going to be just as caught".

Barton's Bay Boat Storage and Service
 10055 State Road 101
 Brookville, IN 47012
 Phone/Fax 765-647-5647
 E-mail: bartonsbay@bartonsbay.com
www.bartonsbay.com

INDOOR & OUTDOOR STORAGE
CERTIFIED SERVICE MERCURY
 Reserve your indoor storage **NOW**
 STOP IN OR CALL 765-647-5647

"Let Us" Sell Your Boat!!

 **BUILT FOR THE LIFELONG PURSUIT OF FUN.**  MERCURY EFI FOURSTROKES

Dog Tales



by Alan "Grizz" Smith

It's harder than I thought

Over the past several months my life and lifestyle has changed drastically, not necessarily for the worse but just different. With the addition of four children to a home that previously had none I have had an endless supply of work that has needed to be done. From preparing rooms for them, to cooking for them, doing all those extra loads of laundry and let's not forget trying to discipline four children; my wife and I have been swamped! We've had multiple dentist appointments, doctor appointments and eye doctor appointments. My washing machine went on strike a few days ago and I'm currently looking for a replacement. As you can imagine all of this has left

very little time for hunting. My hounds are kennel stale for the most part, my lab needs some serious refresher training before waterfowl season and I haven't done anything with my beagle or fiest for several months now. Every event that I have tried to make plans to attend something has prevented me from making it to them. It has made it very difficult to sit down and write when I haven't been able to go anywhere or talk to anyone who has. As you all know family has to come first and we are slowly getting to a set schedule and adjusting to the joys of having a house full of children. Just in time too because squirrel season is getting ready to open next week and by the time you are reading this the early goose season will be getting ready to start.

I have made it into the woods a few times and there seems to be a good hard mast crop. I've seen plenty of acorns and hickory nuts, however the walnuts seem to be spotty at best. At the time of this writing I have already seen some hickory nuts that are being cut. Also have seen some black locust pods being cut. Hopefully it will pan out to be a good squirrel season.

I was unable to attend Plott Days in Holmesville, Ohio, but I was very happy to hear that Danielle Haney of Fresno, Ohio had put some wins on her Plott 'PR' Gimme Three Steps Mister. Mister placed 2nd in the RQE/ All Plott Hunt on Thursday Nite with 725+ 0-, then on Saturday Night he placed 2nd Registered with 475+. These two wins finished him to Nite Champion, Ch.'PR' Gimme Three Steps Mister. Danielle is a fine young lady and a credit to the Plott breed. You may also

remember me writing about her sister Kellie Haney last month after finishing her Plott to Grand Nite Champion. These two young ladies are very serious competitors that can and will win. Good job girls!

As the hunting seasons start to come in the competition events generally start winding down. Other than Autumn Oaks I may be done for this seasons competition events unless I can slide in a few small, local events. I hope you guys have all done some winning with your dogs over the summer and more importantly I hope you have had fun and enjoyed your four-legged hunting companions. Also if you have any children hunting with you be sure to get them through a hunters education course, it wouldn't hurt you either if you've never been. I've taken it and I recently took one child and plan to take a couple more before deer season. To all of you guys that used to tell me you couldn't hunt every night or every day or both, I know that I gave you a hard time and some serious ribbing. I hope you can forgive me, I now know where you were coming from! It's harder than I thought! ■



Nt.Ch.,Ch.;PR' Gimme ThreeSteps Mister Owned by Barb Haney (R) and Danielle Haney (second from right) also pictured is Evan Franklin and Kellie Haney. (Photo Courtesy of United Kennel Club)



Peacepipe Bait & Tackle
 HUNTING & FISHING LICENSE
 CAMPING SUPPLIES & GROCERIES
 FIREWOOD • OPEN ALL YEAR
DEER & TURKEY CHECK-IN STATION
 4975 S. 1000 W., Andrews, IN 46702 • 260-468-2768



S & L ELECTRIC INC.
HEATING COOLING ELECTRIC
 A CENTURY OF RELIABLE COMFORT
 320 W. MAIN ST.
 AUSTIN, IN 47102
 812-794-3260

bryant **WHATEVER IT TAKES**
 Heating & Cooling Systems

FARMLAND CONSERVATION CLUB
Open 3-D Archery Shoot
 Open to the Public

Aug 21, 2010 7am-3pm Open Shoot
 Farmers & Hunters Feeding the Hungry

September 4, 2010 - Open Shoot
 30 Deer Size Animal Targets-Score due in by 3 pm
 Awards at 3:30 pm - Plaques for 1st & 2nd
 Adults (18 & up) \$10 / Youth (13-17) \$7 / 12 & under free
 Concession Stands Available at Each Shoot

.....

Girt's Archery, Anderson & Straughn, IN
Archery Extravaganza
Sat, September 18, 2010
 30 Target Course, Long Distant Shoot,
 Smoker Round & Dart Game
DOOR PRIZES - RAFFLE FOR A MATHEWS BOW
 Adults \$12 (18+) / Youth \$8 (13-17) / Cub shoot free
 Shoot starts at 8 am, Score cards due by 3 pm
 Farmland Conservation Club
 1454 N 500 W, Winchester, IN 47394
FOR ALL ARCHERY SHOOT CONTACT:
 Ed Martin 765-914-8073 highlander_Ed@yahoo.com
 Ginger Martin 765-914-8050 edswench@yahoo.com
 Website: www.farmlandconservationclub.org



INDIANA DEER & ELK FARMERS' ASSOCIATION
WWW.INDIANADEER.NET
www.indianadeer.net

McCLEERY'S DOG CARRIERS
 1/2" Treated Floor
 Walls & Top Insulated
 Custom Built Boxes & Trailers





LEXINGTON, INDIANA
 812-866-4510

**FARM TRACTOR PARTS
NORTHERN TRADING CO.**
WALL ST., KENT IN.
OPEN MONDAY-FRIDAY 8:00-6:00PM
SATURDAY 8:00-1:00PM
CALL ROGER NORTHERN
812-866-3849
rnorther@seidata.com



MIDDLETON TOOL SHARPENING
630 N.W. 5th STREET
RICHMOND, IN 47374
LARRY MIDDLETON 962-6996
COMPLETE SHARPENING SERVICE

ACE Scotts Hardware
Junction 31 & 56, Scottsburg, IN
812-752-2991

- FISHING SUPPLIES
- CARHARTT CLOTHING
- HUNTING SUPPLIES
- GUNS & AMMO

Hours:
7 am - 8 pm Mon. - Sat. / 8 am - 6 pm Sun.

Barrett's Deer Processing
Walk-In-Cooler



19 Years Experience
24 Hour - Self Drop Off

**Making: Jerky, Bologna,
Salami, Snack Sticks, Breakfast
Sausage & Cheese Salami**
DEER CUT & WRAPPED

648 North Shea Rd., Scottsburg, IN
Phone (812) 889-2820

Dale Hardy Supplies
Just 2 Miles North of US 24 on US 35
Logansport, Indiana
(574) 753-6843



- Houndsmen Dog Boxes • Cajun Lights
- Nite Lites • Hunting & Trapping Supplies
- Diamond Dog Food • Buyer of Wild Root
- Red Wing Shoes • Carhartts
- Horse Supplies & Tack • Custom Leather

Carhartt Monday - Friday 9-6
Saturday 9-5
Closed Sunday
Hard at work since 1889

www.dalehardysupplies.com
dalehardy_supplies@hotmail.com

and that's the news from
West Central Indiana



by **Don Bickel, Forester**

Wildcrafter Booklets

A number of years back, while wandering through Parke County's Covered Bridge Festival at Bridgeton, probably around 1990, I purchased a small stack of booklets .. The general title on those 28 to 30 page booklets was "Wildcrafters" and "The Wildcrafters World".

Of the 19 copies in the stack - all different - only 7 had an edition date. The earliest is summer 1946. All are approximately 6" X 8" with a yellow front and back cover. All seem to have been published by Laurence Barcus. Most have a Terre Haute address but the latest one - 1971 - has an address of R. R. 3, Box 118, Rockville, IN.

The earliest editions were priced at twenty five cents while the latest was \$1. No phone number is in this latest copy and on checking at the library, the Rockville phone book was not to be found. Some further checking may reveal more about the booklets and more particularly the publisher - Laurence Barcus.

On the other hand, someone reading this column may be able to supply additional information. In the meantime with credit given to Mr. Barcus, and his writers, I will pass along some outdoor wisdom from 50 to 60 years past.

Keep in mind, some things which may have been common practice 60 years ago may be on the illegal side now. Read on ---

Large potato bugs are always sure to attract bluegills and sunfish. Use a small, short-shanked hook. (I wonder if Jap beetles were around back then?)

A large, live grasshopper will often interest bass when other baits won't. Do not use a sinker, but let the big "hopper" kick around on the surface near weeds and lily-pads. (All you bass anglers pay attention.)

A good channel catfish bait can be made by boiling a handful of spaghetti until done. Place in a double-boiler and add plenty of strong grated cheese or soft limburger cheese. Stir until cheese melts and sticks to the spaghetti. Use the same as worms on a small treble hook.

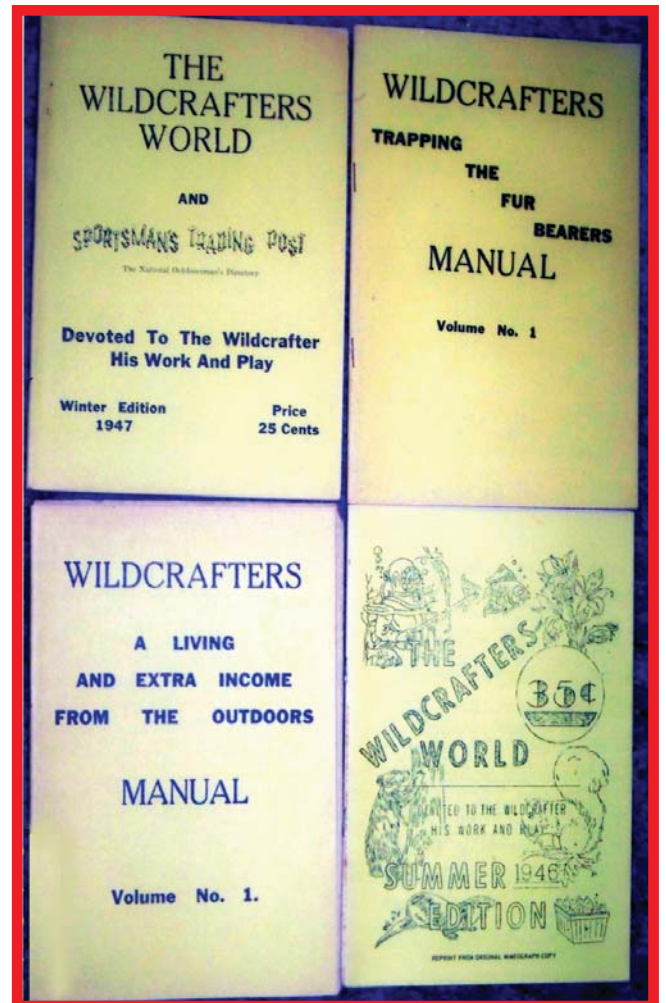
Baits of hog-melt are fine for channel catfish. (Another similar hint mentioned beef-melt. I need some help here, what is hog or beef melt?)

One of the very, best baits for panfish and trout is the grub, or larvae found in the enlarged swelling on the stems of goldenrod and horseweed. (This one I know. Fishing the lakes of northeast Indiana, LaGrange County, we would cut a 1 foot section of horseweed - giant ragweed - just above the root. Put these sections in a bucket and split them as needed for the horseweed worms.)

You will find that small pollywogs are a fine bait for all panfish. The larger tadpoles will bring savage strikes from bass and wall-eyed pike.



MILROY SHOES
Mastercard - Visa
9214 S. State Rd. 3, Milroy, IN 46156
(765) 629-2109
Mon-Thur 8 - 5 / Fri 8 - 6 / Sat 8 - 3 / Closed Sun



Bought these "Wildcrafters" booklets while wandering around the Parke County Covered Bridge Festival. (Photo by Don Bickel)

I (the author) cooked beets (tops and all) and ground them up. This was fed to the worms and it helped them turn red.

In another booklet: Getting rid of wood (land) pests.

Deer. To keep deer away, build a small tepee frame of four foot long poles in the garden and wrap a thin sheet around it. At dusk, set a lighted lantern inside the wigwam. No deer will come near to it.

Ants. It is easy to get rid of them. Scatter finely powdered snuff on the shelves where food is kept and around the edge of the floor.

Wasps. To chase them out, shut the windows and put a teaspoon of camphor gum or menthol crystals in a tin on a hot stove. Then go out and shut the door tight.

Spiders. Spray all dark corners where spiders can hide with any standard D.D.T. spray or common kerosene.

One more catfish and bullhead bait. Mix together: Pure fish oil (sun rendered), 1 ounce; Oil of Rhodium, 1/2 ounce; Oil of Asafoetida, 1/4 ounce. Melt 5 ounces of beeswax in a kettle over a slow fire. When the beeswax is melted, stir in the other ingredients. Pour into a greased pan. Mixture should be about 1/2 inch thick in the pan. When firm - like heavy dough - cut into inch squares and pack in an airtight jar. To use, pinch off a piece, roll into a ball and place on the hook. (Mom talked of asafoetida. She said she and her brothers and sisters wore a small bag of it around their neck. Apparently to ward off some ailment - I can't remember what time of year they wore it. She said it smelled to high heaven.)

This one in "The Wildcrafters World" dated 1960. Hickory Bark Syrup. Take the outer bark of the shagbark hickory, common to most all the parts of the U.S.. Boil this bark until you have a brew that is fairly strong and black. (Although not mentioned, I'm sure the next step would be to strain the "brew") . Now take some brown sugar, pour this brew in it and boil down into a thin syrup. To test it, cool in a saucer until it is the desired thickness. This syrup is one of the best flavored of all syrups.

And finally - when is the last time you used a salve? In the late summer or early fall gather a quantity of poke roots from the mature plant. Slice them up thin and simmer them in pure hog lard over a slow fire for about a half hour. Pick a number of gum-blisters from pine trees. Add these to the poke roots. When the pine blisters have melted, strain the mixture through a clean cloth.

Put back on the fire and melt a little beeswax in the salve to give it body. When the beeswax has melted, pour the salve into jars or cans that have tight lids. This old-time country remedy can be used wherever a healing soothing salve is needed.

This writer welcomes readers comments and questions at edgeoftheprairie@sbcglobal.net.



The view from the doorway of our room at Baker's Sunset Bay Resort in Wisconsin Dells. (Photo by Joe Martino)

the Dells is beautiful and full of things to do. But honestly, who doesn't enjoy water parks, roller coasters and scenic boat tours anyway.

Three must-dos while in the Dells according to locals are the Tommy Bartlett show (the late show at 8:30 p.m. gets my nod because it includes the dancing waters,) the original green and white Wisconsin Duck boat tours and the Upper Dells boat tours. I have to agree that they are all enjoyable.

And when it comes to food, oh my gosh! We always prefer to try to hit local establishments that are somewhat unique to the area

we're in, rather than the chains that we can eat at anywhere, and there are plenty of local joints to choose from in the Dells. Our favorite was Paul Bunyan's Cook Shanty. After all, what would a trip to Wisconsin be without trying out such an establishment? The meals were served family style and were all you can eat, complete with dessert and home made bread, all for just \$14.99. The skillet fried chicken was incredible!

If you are planning a trip to Wisconsin Dells in the future, I am sure you will thoroughly enjoy it as much as we did and everyone else who I know that has been there has. Things that I think should be on your list of things to do there include the Original Wisconsin Duck Boat tours (including their upper Dells boat tour,) Noah's Ark Water Park (the world's largest,) the Tommy Bartlett Show, Mount Olympus amusement park, Kalahari theme park and of course Wisconsin's Cave of the Mounds if you don't mind driving an hour or so to it. It's worth the drive and it's also close to Madison, which is a gorgeous city full of fine shopping if you desire. The downtown Dells is also chock full of little specialty shops that are sure to please. There is also a place called the house on the rock that is about forty miles away and is supposed to be a great stop.

Of course if you are wondering where to stay while there, I am sure that most places are just fine. As I mentioned, the huge resorts with the attached theme and water parks – such as Great Wolf Lodge, Wilderness Resort and Hotel Rome which also includes Mount Olympus - seem to be the most popular, but Baker's Sunset Bay Resort was more to our liking. It was really nice to be able to come back to a quiet, relaxing atmosphere after a busy day in the Dells. Being able to either start or end your day with a relaxing sit on the beach was a great addition.

And like all of our other summer family vacations, this one had the potential to include plenty of fishing had we had the time. Our resort sat right on Lake Delton. The dam to this lake gave way two summers ago under intense rains and the entire lake emptied into the Wisconsin River. The lake has since been repaired and is again full, and has been intensively stocked with fish which are all still smallish yet. Had I found out before we checked out that the lake actually already had good fishing, even though the fish were small, I would have at least fished it some with Nicholas. Oh well. The Wisconsin River also boasts some incredible fishing opportunities, along with breathtaking scenery. Fishing guides are available on the Wisconsin River as well in case you want to go that route.

So, like I said, we are truly blessed to live in the heart of the Midwest with so many unique and enjoyable opportunities at our fingertips, and the Wisconsin Dells proved no exception.

My wife summed it up best: The Dells is Las Vegas for children. Except adults can't help but have fun here too. ■

ARMY NAVY STORE
Buy & Sell
Military Clothing & Equipment

War Souvenirs
612 North A Street
Richmond, IN, 47374
Bus. (765) 966-0417
1-800-686-2769
bam666869@aol.com

TROPIC SURPLUS
Miles Manning
25th. Infantry Div.
Vietnam 1969

See Miles or Sharrie

Brooke's Army-Navy Surplus Store, Inc.

BROOKE'S

(317) 255-TENT (8368)

5402 N. College Ave.
Indianapolis IN 46220-3126
Hours: Mon.-Fri. 9-6, Sat. 10-5

Buzz T. Smith

317.835.2291
800.621.7384
sales@browniesmarine.net
www.browniesmarine.net

BROWNIE'S MARINE

Only 15 min. SE of Indianapolis
Fairland Rd. • Exit 109 off Interstate 74

Four Winns
Tracker Mercury
Sun Tracker Nitro

Cap N Hook Sports
Fishing • Hunting • Live Bait • Joy Dog Food

"Your Geist Lake Connection"

Tim Wolfe Wildlife
Guns ~ Safes

"DEER & TURKEY CHECK STATION"

6383 West Broadway
McCordsville, IN 46055

Open Year Round
(317) 336-HOOK (4665)

Chuck's Bait Shop & Paintball Supply
Bait & Tackle

GOOGLE www.godsquarteracre.com
Volume Sales on Wax Worms
Paint Balls, Guns & Supplies

4316 Pottawatomie Road Logansport, IN 46947
574-722-4517

Concrete Creations
Quality Lawn & Garden Statuary
Retail and Wholesale
NEW GIFT SHOP
Featuring Warm Glow Candles
60 plus Different Fragrances
Lighted Infinity Mirrors & Solar Memorial Items

7210 W. 100 N, Farmland, IN 47340
765-468-8739
concreteranch@verizon.net

GIRTS ARCHERY

765.332.3048 Straughn, IN

WE ARE NOW A HOYT DEALER

5245 US 40 EAST
STRAUGHN, INDIANA

Tues - Fri 1 PM - 8 PM / Sat 11 AM-5 PM
Closed Sunday & Monday

www.girtsarchery.com

Indiana Outdoors

by Joe Martino

Dell's makes a great family vacation

About every year on our family's summer vacations, I always find a way to include a day of fishing into our trips – no matter where we go - and this usually makes for one of my columns every summer, depicting how good fishing can be had from almost anywhere. Whether salmon in Puget Sound near Seattle, Washington, striped bass in the Potomac River in our nation's capital, or perch in Chicago. This year could have been no different, except for the fact that we didn't fish this time. Oh there were plenty of paces to fish, but we just didn't have a lot of time.

If you have read some of my previous columns, then you have heard that I feel that we are blessed to live in the Midwest in general and in Indiana in particular. With basically one tank of gas you can travel to some really amazing places with varying landscapes and attractions.

Wisconsin Dells was our choice for this year's family vacation. Initially, I was skeptical because we generally don't like places that are quite touristy, but we figured that if nothing else, our son Nicholas would have a great time. The Dells is the water park capital of the world. Plus, we have talked to many people who have been and we had not heard one negative comment from any of them. So, we made the reservations and waited for our trip.

Upon arriving at the Dells, we passed many of the lodges and hotels that I had looked at online when searching for a place to stay. We eventually pulled up to our home for the week, Baker's Sunset Bay Resort, and we immediately knew that we had made a good choice. Baker's Sunset Bay Resort appeared to be in as good of a location as or better than any of the others we had seen plus, unlike a hotel, it had a lake front beach complete with a host of amenities which included charcoal grills and picnic tables. From our room, it was a simple fifty yard stroll out the door to the beach where you could play volleyball, ping pong or tether ball or you could just lounge on the beach by the campfire or go for a dip in the pool. While some of the other mega hotels are more popular because they have on-site water parks and amusement parks which are usually included in the package, making their much higher price tags basically even out, we opted for the more peaceful setting of the resort in order to escape the craziness at days end. Plus, the resort offered discounted or free tickets to many of the local parks anyway making our stay likely cheaper than it would have been at one of the other hotels anyway.

Well, the fears that Tracy and I had about the Dells being too touristy for us were quickly washed. Is it touristy, yes, but not in a bad way. There is plenty to do that will please everyone if you just look for it. For instance, one day we made the hour drive to Wisconsin's Cave of the Mounds. There are also a plethora of state parks to visit. The area surrounding

Riggle-Waltermann

MORTUARY, INC.
32 SOUTH ELEVENTH STREET
RICHMOND, INDIANA 47374
PHONE (765) 966-7684

N.F.D.A.
I.F.D.A.

www.riggle-waltermann.com


MIKE CLEVENGER 765-642-GUNS
Owner 642-4867

CRACKSHOT GUNS

BUY • SELL • TRADE

Hours
Tues. - Fri. 9-6:00
Sat. 9-5:00

715 East 53rd Street
Anderson, IN

 *Diekhoff*
Mower Sales & Service
Cummins Generators - Browning Safes
Scag - Stihl - Echo - Honda

MIKE PONSLER
Owner

Phone: (812) 346-3219 935 W. CR 115 S.
Fax: (812) 346-2935 North Vernon, IN 47265


DISHMAN'S QUALITY MEATS

VISA Custom Butchering & Processing MasterCard
Freezer Beef Halves Whole or Half Hogs
Skin-on Roaster Hogs
35# Meat Bundles \$89.50
www.dishmansmeat.8m.com

BUFFALO MEAT • CUSTOM ORDERS
1-888-ANY MEAT • 765-584-MEAT (6328)
"Naturally Grown Chemical Free"

5 Miles North of Lynn to Rd 300 S, Then 1/2 Mile East

American Owned American Operated
GRAY HAVEN MOTEL
Lester & Verneae Marcum, Owners



1200 West 3rd Street • Connersville, IN 47331
765-825-2151

American Owned American Operated
HEIM MOTEL

4300 Western Avenue (SR 1 North)
Connersville, IN 47331 765-825-5118

JENSEN'S
Pawn, Jewelry, Black Powder Guns, & Bows
702 S. State Street • Greenfield, IN 46140
Art & Mel Jensen
317-462-4721

Immediate Cash Loans Buying & Selling
on Secured Merchandise Gold & Diamond Jewelry
Fast and Confidential Guns, Electronics & More

Madison Outdoors
GUNS AMMO SCOPES



Indiana Deer Check Station
Shotguns Handguns Rifles
Inline Muzzleloaders & Supplies
Scopes Slugs Ammo Holsters
Hunting Supplies

at the junction of Cragmont and SR 7
504 West State Street
Madison, Indiana 47250
(812) 265-9306



A typical dove field with sunflowers at Kingsbury FWA here in Indiana. Shooting is done from the standing corn on the far right, some 20 yards away. (Photo by Gene Clifford)

Ramblings from Da Region

by Gene Clifford

Dove Hunting 101

There is nothing to compare to the start of hunting season like a good day dove hunting. When the birds are flying and the guns are sounding, it's great fun, shooting holes in the sky.

I feel dove hunting requires the least of equipment to participate. Besides your hunting license and Migratory Bird Stamp, about all else you'll need is your shotgun, a few boxes of shells and a place to hunt.

When choosing a dove hunting shotgun, you can go wherever your wallet will allow you. I prefer a 20ga. Autoloader. All other types of shotguns work fine, but because doves are plentiful, fast and hard to hit, many hunters prefer auto loaders, where you can get off multiple shots before the bird gets out of range. Remember, that repeating shotguns must be limited to holding only 3 shells while dove hunting, because Federal regulations require it.

It's best to stick to smaller shot sizes like 7 1/2, 8, or 9 shot in lead, whereas in Indiana steel shot is required for dove hunting on state properties. It only takes a few pellets to bring down a dove. I've found #7 steel shot works just fine for me in my 20ga., here in Indiana. Doing research on the internet, I find that there are 585 pellets per oz. in #9 lead, 410 pellets per oz. in #8 lead. And 350 pellets per oz. in 7 1/2 lead, yet the information provided to me by Waterfowl.com states that there are approximately 422 pellets per oz. in #7 steel. Go figure that one.

When I first started dove hunting, I went afield with 3 boxes of shells, while attempting to harvest my limit of 15 birds. This figures out to 5 shots for every bird killed if all available shells were used.

Nowadays I've switched to an improved cylinder barrel and it has improved my kill ratio tremendously, as I seldom use more than 30 shells to kill my limit of 15 birds. Try an improved cylinder barrel on your shotgun for doves---it really works.

The lighter the loads the less your shoulder will suffer. Try using light Trap or Skeet loads, in 1 oz. so you won't start flinching, due to a sore shoulder.

Doves have keen eyesight, so they can spot hunters and movement from their high vantage point above the hunters. Wear green camo to match your surroundings and be as motionless as you can possibly be. Camo grease paint on your face will help a lot in your hiding when looking up into the sky all day long, plus having camo tape on your gun will add to your success.

The latest thing in dove decoys is the battery operated "flapper" type decoys, undoubtedly copied from the duck decoys where they originated. Last year while hunting doves on opening day at Kingsbury FWA, I was set

ing our stay likely cheaper than it would have been at one of the other hotels anyway.

Well, the fears that Tracy and I had about the Dells being too touristy for us were quickly washed. Is it touristy, yes, but not in a bad way. There is plenty to do that will please everyone if you just look for it. For instance, one day we made the hour drive to Wisconsin's Cave of the Mounds. There are also a plethora of state parks to visit. The area surrounding the Dells is beautiful and full of things to do.

up some 50 to 80 yards from a real sharpshooter who made many doubles in his 15 bird limit. This sharpshooter had 6 full bodied dove decoys placed on the ground and 2 flappers on stakes about 3 to 5 feet above the ground. After I watched him put on a shooting demonstration where he harvested his 15 birds in less than 2 hours, I asked him what he thought was the secret to his success. He stated that he had saved the tail feathers from some of last year's birds, dried them and attached them to his decoys giving them much more realism to the incoming birds. So, I learned, at my 70+ years, that you can always improve your odds while out hunting.

Understanding the game bird you're hunting, and their habits, will assist you in harvesting more game in less time spent afield.

Doves are strictly seed eaters and ground feeders. They eat sunflowers, corn, oats, wheat, millet and other grain crops plus many many weed seeds such as foxtail. They prefer to eat on bare ground as their legs are not that long or strong enough to allow them to scratch around or walk through tall grass or weeds.

Doves usually fly down from their night roost to a watering hole, first thing in the morning. Then they quickly move to their preferred feeding areas where they will, most often, stay until midday. Then they will loaf around and perch in trees near their feeding, watering, and graveling areas. Then they'll return to their feeding area for the remainder of the afternoon. Before going to roost for the night, they will once again return to their watering hole.

Advanced scouting to determine the exact time and locations of these doves activities will give you the upper hand on the time and place to hunt. Scout in the mornings before 10 AM, and again in the afternoons after 3 or 4 o'clock when the birds are most likely to be moving about. Finding a just harvested grain field, like Winter wheat, would be perfect for the dove hunter. Unfortunately, the Winter wheat fields in Indiana are usually harvested by the middle of July some 6 weeks before the opening of Dove season, but a newly cut and baled hay field will work almost as well. Some 30 years ago, before Indiana had a dove season, my hunting buddies and I would drive the country roads in mid July looking for just combined Winter wheat fields that had Barn, Mill, and Factory pigeons feeding in it. We'd get permission and go out there, and practically burn up our barrels shooting those feral pigeons, as warm up for the upcoming bird seasons.

When hunting fence rows surrounding a crop field, look for a distinct cut in the tree line, as this is where the doves will most often fly thru, as opposed to flying over the taller surrounding trees.

Regardless of where you hunt, be it fence rows, tree lines, or open fields. Make sure you allow the doves to come within at least 25 to 30 yards or less before shooting. At this range, and with an improved cylinder barrel or choke, you'll harvest more birds using fewer shells.

Try snap-shooting. Remain totally motionless until an incoming dove comes so close to you, it seems like it will get away before you can react. Then your honed instincts will kick in and you'll drop that bird like a "rock in a sock". Keep your eye on the bird and not on your barrel. Then mount the gun, and when your check touches the stock, squeeze the trigger as you swing through the bird.

Now that you've completed Dove Hunting 101, get out to a trap, skeet, or sporting clays field and practice for a few hundred rounds before you go afield for the fast-paced wing shooting provided by America's favorite game bird.

Excellence in Animal Artistry

CONTINUED FROM PAGE 9

shop south of Liberty in November 2005. He had no sooner got settled in, when hunters came looking for him after they had talked to Rick Frame or had seen his business card there.

I asked, "Ranging from this area, Indiana, Ohio and other states you come in contact with, are you about equal, higher, lower - price wise?"

Steve replied, "ah, I'm probably in the upper third, there are a tremendous amount of taxidermist that cost less than I do, but the people that strive to do quality work I'm probably on the lower end of those people. Because there some guys who have been around for twenty to twenty-five years that do high quality work and their prices reflect that, they are higher than me."

I asked, "But the people who want quality work, want that top third, don't they?"

Steve replied, "Yes, they do, that is something that an individual really needs to do, I try to encourage people I talk to on the phone - don't wait until deer season to go find your taxidermist, go before. When you got some time go drive around and check with the different taxidermy shops, look at what they have on display, ask questions. One of the big key things, a lot of your self taught taxidermists do not have their hides tanned or they will tan them themselves or they will try to use a product called dry preservative. Dry preservative is a no-no, not that you can't mount the deer, you can, but it will typically look very very bad in about five years, it never stops shrinking. It is a fast and easy way to do a mount, but it is not a quality way to do a mount. I was told by my instructor at school not to tan my own hides. Find a commercial tannery and let them do it. I have found he was right, you can still have problems with the hide, but more times than not the problem is with the condition of the hide before they get it.

Game preparation: The do's and don'ts.

Steve began, "Basic preparation of the mount whether it be a whitetail deer, moose, elk, caribou, boar, or any animal out there, the same basic concept applies."

I asked, "These are things the hunter can do to help the taxidermist do the best work he or she can possibly do and that starts with the hunter in the field, right?"

Steve continued, "Whatever I receive, things that are done incorrectly or wrong, makes it a lot harder to get that mount back to them as nice as it could be. Because I am having to take care of mistakes made in the field. If you are deer hunting and you have harvested your animal. Once you locate it, first thing a hunter needs to do is to take the entrails out (field dress it or gut it). One of the major mistakes the hunter makes, even if they are planning on getting it mounted, is they will make that incision from the anal area all the way to the base of the neck. That is a mistake that a lot of hunters make, you want to stop at the base of the sternum, when you hit the breast bone, don't go any higher if your intending to get the deer mounted by a taxidermist. Not that it can't be repaired. It can be, typically it will cost you more because you are creating more labor for the taxidermist. Once your animal is harvested, it may take you anywhere from five minutes to five - six hours to locate that animal. It may have died in one to two minutes. Even in 20 to 30 degree temperatures you only have a maximum of about 72 hours before the hair will begin to fall out of the animal, that's called slippage. Once slippage starts, there is no stopping it. Your cape is basically ruined, the hide of the animal. Lot of people think that they can leave these animals lay around, they will put them in the back of a pickup truck, drive around, show them to their friends, they may not take it to anyone until the next day. If it's really cold its not a problem. But if its not cold it is a major issue. The warmer it is, if it gets up into the 40 to 50 degree range, which the past few hunting seasons here in Indiana, we've had very warm gun seasons and extremely warm bow seasons. If its 45 to 50 degrees when you harvest that animal, that 72 hours is going to be reduced dramatically, you are cutting about 20 hours off it easily. Another thing that hurts it, if its raining that day, when you make that shot, the water on the exterior, once that animal dies will start bacteria growth, so you got bacteria working from the inside, because its starting to decay and you got bacteria working on it on the outside, again shortening the amount of time you have to have

that animal taken care of. And it doesn't necessarily have to be rain, it could be that you had to drag it through a stream and it got soaking wet from the stream, even if it was just on one side. Or it could be morning dew, on the ground.

I asked, "What is the recommended time to get it to the taxidermist."

Steve replied, "My recommendation is to harvest your animal, field dress it, take your photographs and bring it to me on the carcass. The reason I say that, again goes back to the idea of getting you the best mount possible back to you, not all taxidermist do this, I will cape out your deer, if I am the one going to do the mount, free of charge. Quite honestly it saves me a lot of labor, in comparison to what is brought into me that's already been done by somebody else."

I asked, "Now are you talking about them bringing you the whole deer?"

Steve replied, "The whole deer."

I asked, "You cut the head off?"

He replied, "I will hike it up on a pole out back and I will remove the cape, actually I will take a little more cape than what I need, in case they change their mind from a wall hanging mount to a floor pedestal. For the floor pedestal I need more hide. I need more of the cape, if they change their mind I've got it, if they don't change their mind I just cut it off later on. But by allowing me to do that for them the blood that is in the fur, around the muzzle, the bullet hole, whatever is there, I can wash it out immediately and the fur won't get stained."

He continued, "Because it is being done the same day. A lot of guys will harvest their deer and take it to a deer processors' to have the meat processed. The processor will ask if they are going to have it mounted, if they tell them yes, then they will cape it out. A lot of times at that point it goes into a freezer, they may pick their deer up two or three days later, a week later if it is frozen or they get it back from the processor the next day or that evening. They take it home themselves put it in a bag, freeze it, then take it to a taxidermist in one or two days or two weeks later. The problem is any blood that is in the fur around the mouth, ears, anywhere on the mount, when that gets frozen, that blood will stain that hair, the bright white fur that's around the muzzle of the mouth will not come back bright white after its tanned. The brown hair will be a darker brown. The color won't be uniform."

Steve continued: "If you are turkey hunting along the same lines, with birds, particularly turkey if you are going to have a life size mount or even if just a tail fan mount. I know its a lot more difficult, but if at all possible let that bird put his tail down before you shoot. Because, you are shooting them in the head, if their tail is up and they are in full strut and you make that shot. Your bb's will go through that bird, it will damage a lot of quills and feathers. If that tail has dropped and he has his feathers down, then you shoot him in the head, you won't do as much damage to its quills and feathers. If you plan to mount the bird go to the field with this in mind and try to make as clean a shot as possible. If it is beat up when it gets here there isn't much I can do with feathers. I've had tails that I put feathers back into just to plug in holes where a quill was shot completely in two and feathers were missing. Once that bird is down and you are going to have it full body mounted, don't gut it. Leave it be. Just bring it to the taxidermist as soon as possible, if you have to freeze it, freeze it, that will be fine on a turkey. Again, you want to get the blood off the feathers. Best case scenario is get a pair of panty hose, smooth the feathers out and this could be for turkey, goose, duck, doesn't matter, smooth the feathers out cut the end off the panty hose foot so you just have a cylinder, slide the bird up in there head first that will compress all the feathers, get his tail and everything in there, wrap the head in a paper towel or a plastic bag is better, let the blood from that head go into that bag, raise a wing and tuck the head under the wing and then slide him up into the panty hose. This way you won't beat the turkey up so bad bringing him out of the field. If you want the meat from the turkey, if you bring it into me and its fresh I'll cape it out for you right then. You can go get some lunch or whatever, it takes me a little while to do it, I'll cape that out, cut your breast meat out for you."

He continued, "As far as fish are concerned I only offer reproduction fish anymore. I don't do skin mounts. Sounds like a sales pitch, but in truth I found a company that makes extremely high quality reproduction bodies, they do come out nicer looking than

skin mounts. The people who have had me do the reproductions have been thrilled with what they got back. If you are having a reproduction done, what I need is if you catch the fish you need to take some really good close-up photographs of the head, fins, anything that looks abnormal about the fish, measure it from the tip of its tail to the tip of its mouth, do a circumference measurement at the thickest part of the body."

I asked, "Not too long ago you were telling me about a caribou brought in that you had some problems with, what about it?"

Steve replied, "Caribou and Antelope, their hides are similar, and a lot of people in this area go out west to hunt them. The antelope, you are typically hunting in very warm weather 80-90 degree temperatures. Their fur is completely different than a whitetail, it is very thick and it's hollow, it holds a lot of heat. A antelope's cape can go bad before you ever get it out of the field, the hair falls out. You can't drag the animal out of the field and let a shoulder touch the ground, the hair will come out in clumps (there goes your shoulder mount).

Best case scenery on an antelope is to make your shot, get on him, if there is shade available drag him to the shade, field dress him and skin that hide off, immediately. Don't let the outfitters say, we'll take care of it when we get to the ranch. Because you don't have that kind of time! Get it caped out, you can leave the skull in it, cut it off. When you are going out west antelope hunting its best to find some places where you can buy dry ice or have already bought it, have a cooler in your vehicle, get a buffer, cardboard or something in between the cape and the dry ice so it doesn't freezer burn, put that cape right in dry ice! (Side note: Steve's tannery tells him that of all the antelope hides that come into them they lose 50%. due to the fair falling out.) Once the mount is done it has to be handled very carefully, hung on the wall and left alone, use a feather duster to clean it, otherwise if the fur is messed with, it will not look good at all over a period of time."


Steve continued, "The Caribou, the hunting season begins before the caribou antlers become hard and they are hunted when they are in velvet. You can have the antlers mounted in velvet, there's a couple of processes to take care of velvet, one is to inject, the other is to have them freeze-dried, personally I prefer the freeze-dried process. A new process is to actually have artificial velvet put back on the antlers after you take the old off. I've personally not seen that, but what I understand its not a bad process. If you are going to harvest a caribou and have it mounted or just a skull mount and they are in velvet, when you take the shot you need to as soon as possible strip all the velvet off those antlers, the antler inside will be soft, it will be spongy so you have to be gentle with it, but you need to get that off of there anyway you can using a thin bladed knife, pulling on it, but you got to get it off. Once it is removed if you have the availability of a running stream or lake, stream is best, tie a rope to those horns, because they are full of blood, take them and put them in the stream with the rope tied to them and leave them in there until you get ready to come home. That way the stream will clean a lot of the blood out of those horns and they will come out of there pretty white. If you leave the velvet on the antlers, either part of it or all of it, bag them

KEN'S
ASPHALT SEALING

DRIVEWAYS • PARKING LOTS • RESIDENTIAL • COMMERCIAL

OWNER
KEN BALES

HAGERSTOWN, IN HOME 765-332-3086
765-489-3422



**Light
House
Bait &
Tackle**

6330 So. C.R. 575 East
Selma, IN 47383
Ph. (765) 286-5049

2830 E. Memorial
Muncie, IN 47302
Ph. (765) 287-8587

Open 7 Days

and bring them home with you, what you will discover though when you get home is that they reek, they will be decaying, the blood is trapped inside. It will be a terrible odor, you won't be able to work on them, you won't be able to have them in a taxidermist shop, won't be able to have them in your house, the only way to get rid of that odor is to attempt to use a bleach product to get into those horns to try to get the smell out. I've attempted to do this, it didn't work. I ended up having to take 4 sets of horns, hang them in an out building for 8 months. Ended up after a long period of time using a dremel to grind off the remaining velvet, had to seal the antler (they are porous) painted them white, then painted them to their likeness.

You can't make a diamond out of a piece of coal. If you want a good mount than by all means when you are checking out a potential taxidermist - give Steve Harrison a call and better yet stop by his Taxidermist Shop and view his "Excellence in Animal Artistry." You will be glad you did, you will have your mounted trophy to look at for your lifetime. When you see Steve's work in his studio you might wonder if the other end of the animal is on the other side of the wall and maybe it's just resting there - they are sooooo natural looking.

Now, you know what "Excellence in Animal Artistry" is after reading about Steve Harrison and seeing the game mounts he creates in his shop.

To contact Steve call **765-458-6400** or visit him at his location **881 South State Road 101 just south of the town of Liberty, Indiana** on the east side of the road. He is just north of the Whitewater Memorial State Park and next to Frame's Outdoor, who also has several of his mounts displayed in their walls.



Two whitetail deer, both taken by a bow, on separate years. The Arrowhead, rocks and habitat created from scratch by the artistic talents of Steve Harrison.

Prairie Creek Pawn, Inc.

- Instant Cash for Items of Value •
- New & Used Guns, Ammo, Holsters
- Accessories • Coins • Jewelry

Hours: Mon - Fri 9 a.m. - 5 p.m. / Sat 9 a.m. - 3 p.m.

701 Burlington Drive, Muncie, IN 47302

1-765-288-2844



CUSTOM HOG & BEEF PROCESSING
"Venison Sausage and Hams"

Custom Curing — Hickory Smoked Hams & Bacons

CATERING

(765) 478-3426

1-800-846-6328

www.rihmfoods.com

News From The Indiana State Police

CONTINUED FROM PAGE 10

support the Indiana Chapter of C.O.P.S. (Concerns of Police Survivors), to raise awareness of, and to support the survivors of fallen police officers."

Crawford went on to say "Lt. Dudley and Lake County Chief Deputy Gary Martin were killed in 2006 on State Road 63 in Vermillion County during this very ride. We hope that when the public saw us during the ride, they took a moment to reflect on the sacrifices made every day by the police officers in their communities."

To date, Cops Cycling for IN C.O.P.S. has raised more than \$250,000. The money has been used to provide counseling services, college scholarships and funding for families to attend National Police Week in Washington, D.C. Monies raised this year will go to a scholarship fund set up to assist the children of those fallen police officers. Information on both the charity ride and how to sponsor a rider can be found at the C.O.P.S. website, www.indianacops.org. Make sure to visit their web site the next time you're cruising the internet.

Well, this brings to a close another month's article. Thanks for reading and allowing all of us to serve all of you. Be safe, and we will talk next month.

Camping Here and Beyond

CONTINUED FROM PAGE 12

See places you've never seen and look up and visit family you've neglected or some you've heard about but never visited. If and when you've accomplished all you've wanted to do for yourself then fill the blanks with volunteerism. Many organizations need people to help take tickets serve food usher umpire or referee, clean up the roads or clean up after local events. We've called bingo at a local senior assisted living facility for several years and helped with worship service when they've needed us.

We've not forgotten to schedule our regular vision, dental and other medical appointments ahead so we don't get so encumbered with "other" things that we forget to go and are sorry later. We all know we're going to need to postpone or cancel or make other changes in schedules because of family or friend's health situations, hospital visits, or funerals. Many times grand or great-grand children's activities pop up or your son or daughter has a last minute work activity or invitation and free tickets to a (no kid's event) and they will call for help. "Dad, or mom, will you please sit with the kids?" Change of schedule. See you next time.

For questions or suggestions call **260-637-2524** or e-mail jmacnut@yahoo.com

Outdoors with Rich Creason

CONTINUED FROM PAGE 20

a "night hunt". This is where nothing is buried. All the targets were thrown on top of the ground for the searchers to find. The catch is—no lights of any kind. The detector beeps and the coin has to be found by feeling through the grass.

During the three main hunts of each day, Miss Sandy, the naturalist at the Starve Hollow Nature Center, would put on an activity for the kids while their parents were hunting. She had several outdoor craft projects for them, took them on nature hikes through the property, taught them about birds, butterflies, and bugs, and the big show of the week was the night the kids got to watch the snakes being fed.

Since Miss Sandy was so good to our kids, we invited her daughters, Tory and Elizabeth to join in our free kids metal detector hunt each day. Since they had never detected before, we loaned them our machines and taught them how to use them. Coins were tossed into the sand playground where some remained on top while most slipped under a little sand. The kids were turned loose to find the targets. After the hunt was over, they were given numbered tickets to be drawn for several tables full of prizes.

After each day's events were over, Susie and I counted our silver dimes. Hopefully they totaled up

to 62 because that was the cost of the entry fee for the next day. If not, we had to make up the difference. If there were extra, we put them aside for the next day in case we didn't do well. Usually, we were close to breaking even plus having a few prizes to bring back and donate to our Rocky Mountain Elk Foundation fundraiser.

The last hunt on the last day turned out to be my best. While ending up short a few dimes, I did find a buried token good for a 1/10 ounce gold coin. My best find of the week!

Our regular hunts will soon be over for the year. That's when I go out and search yards to find old coins, toys, and rings. Or maybe I'll head to a beach somewhere to hunt the sand or water for lost jewelry. When the water and ground gets too hard, that's when I will stop treasure hunting until spring.

The author may be reached at eyewrite4u@aol.com.

Outdoors Tales

CONTINUED FROM PAGE 22

the following year.

Die-hard squirrel hunters take to the woods as soon as the season opens, but ticks and heat keep many southern hunters out of the field the first few weeks, while their counterparts further north get an earlier start. Some hunters prefer to wait until leaves begin to fall from the trees, while others enjoy sitting under an umbrella of leaves. It's a matter of choice.

One of the advantages of early season squirrel hunting, is chances are better for shooting young squirrels. That equates to tender squirrels, which are better for frying. And, that's what I happen to prefer.

During the early sultry days of the season, squirrels are most active the first hour or so of daylight, and late evening, especially in hot weather. They also seem to prefer days when the wind is calm.

Squirrels are active in the fall as they scurry to store nuts for the winter. Often they are found on the forest floor looking for nuts, but at the first sign of danger they head for the nearest den tree.

Not only is squirrel hunting fun and good exercise, the end result can be good eating. Squirrel, fried crispy brown is mighty tasty, and there is nothing better than squirrel gravy made with the skillet leavings. Fried squirrel, and the gravy over mashed potatoes make a great meal, unless you are on a serious diet.

####

Contact writer Phil Junker by email at: outdoorscribe@yahoo.com

Roaming The Outdoors

CONTINUED FROM PAGE 4

ting a copy of Golden Eagle's memoirs, contact me in writing at **The Gad-a-bout, P.O. Box 85, Centerville, IN 47330** or e-mail thegadabout@frontier.com (please no phone calls) and I will put you on the list. I will get back to you as soon as I can. If you read the two copies of The Gad-a-bout this past Spring when I wrote about him, it is similar except more informative and has more black and white, plus some color photos in it. See the photo of Golden Eagle on page 5 holding a copy of his memoirs.

4-WAY BRIDGE BAIT & RESTAURANT

Phillip and Winnie Oswalt owners of 4-Way Bridge Bait Shop and Restaurant is For Sale. The Bait Shop and Restaurant is located in the Greene-Sullivan State Forest just west of Linton and south of Dugger, Indiana. It is just minutes away from some of the best fishing in Indiana in the many strip pit lakes filled with gobs of pan fish, bass and catfish.

Everything must go, they are retiring to hopefully a restful life. If sincerely interested call them at **(812) 847-7989** or **(765)748-0554** e-mail to woswalt48@hotmail.com.




CONTINUED ON PAGE 30

Roaming The Outdoors

CONTINUED FROM PAGE 29

INDIANAPOLIS ZOO VISIT



From left to right, Sherry Dickerson, Breanna and Dylan Smock, our grand kids, who live in Massachusetts. Here we were in the Desert exhibit at the Indianapolis Zoo a few weeks ago. (Photo by Ray Dickerson)

In next month's Gad-a-bout I will have an article on Sherry and I's visit to the Indianapolis Zoo with our two grand kids.

METAMORA MUSIC FESTIVAL LABOR DAY WEEKEND SEPT 4-5



Musicians performing at Metamora Music Festival in 2006. (Al Rogers Photo)

I got a call from Al Rogers, Vice President of Historic Metamora, Inc., who was interested in advertising their Old Time Music Festival at Metamora, Indiana this coming Labor Day Weekend, September 4-5. We set a time to meet and talk about their festival. On Thursday, Aug. 12 I sat down with Al at his home in Metamora and learned more about the music festival. Jim Wendel and his wife started it several years ago. From 1973 to 1980 Al did a Banjo and Fiddle contest in Metamora. Then recently Jim asked Al to help him with the music show and he accepted the responsibility. The first thing Al did was to get the Metamora Lions Club involved in the festival, that was in 2004. It took off real good then. Then Al got Gail Ginther involved, who is a whiz at the computer, with her help the event snowballed.

Needless to say the Music Festival will be big this year. I saved the best for last, **IT'S ALL FREE**, free admission, free parking, free workshops, etc.

Saturday, September 4

Demonstrations and Workshops

METAMORA MUSIC FESTIVAL Sat. & Sun. Labor Day Weekend September 4-5, 2010

Over 30 Bands Performing

• Free Music • Free Workshops
Sat. 10 am to 9 pm & Sun. Noon to 5 pm

Food Served by the Lions Club

For more info: 765-647-2194

or SKRISTOF@ETCZONE.NET

or METAMORA@GMAIL.COM

Find us on Facebook



Making Music Area
10-5 Shawnee Valley Dulcimer Society
10-2 Joe Bauer-Luthier
John Saxon-Mandolin Builder
10-5 Vivian Wagner- author of Fiddle
10-5 Jason Harshbarger, Highland Strings - Luthier

Saturday Workshops
John Bultman-Banjo, John Anderson-Ukulele
Joe Kretschmer-Guitar, BevWiwi-Beginning Dulcimer
Sharon Day-Beginning Dulcimer. Tom & Missy Strothers-
Appalachian Dulcimer, Laura Robinson-Intro to Bluegrass
& Celtic Fiddle, Laura Robinson - Songs of the South,
unlocking the code

Performances at Metamora Grist Mill
12 Jerry & Judy Cole, 3 Allan Woodson & Beth Houston

Back Porch of the Barn
11 Papa Joe and Greg 11:30 Gene Webb & Paula Stout,
12 Mountain Spirit, The Allens, 12:30 Tom and Missy
Strothers, 1 Waltherys, 1:30 Bomar and Ritter, 2 Rebecca
and James Eldridge, 2:30 Daniel Sittler, 3 Brian Wallen,
3:30 Whiskey Bent Valley Boys, 4:15 Old Friends, 5
Halfway Home, 5:45 Mt. Pleasant String Band, 6:30
Kentucky 31, 7:30 Dishpan Pie, 8:30 The Tillers,

The Wagon Stage
11 Dr. Jim Esmail, 11:30 Harvey Branch String Band
12 Wally Anderson, 12:30 Papa Joe and Greg, 1 Daniel
Sittler, 1:30 Gene Webb & Paula Stout, 2 Tom and Missy
Strothers, 2:30 John Bultman, 3 Patchwork, 3:30
Waltherys, 4 William Rauworth
4:30 Bomar & Ritter, 5 Kevin Edward Rose

Sunday, September 5
Making Music Area
Shawnee Valley Dulcimer Society
Vivian Wagner- author of Fiddle
Jason Harshbarger, Highland Strings - Luthier
Try This At Home- "home made" musical instruments
Sunday Workshops
Bev Wiwi-Beginning Dulcimer
Sharon Day-Beginning Dulcimer
Rick Garrett - Hammered Dulcimer

Performances at Metamora Grist Mill
1 Stargrass Creek, Back Porch of the Barn, 11:30 Wally
Anderson, 12 Waltherys, 12:30 Shiny and the Spoon, 1
Steven Dunn, 1:30 New Jerusalem, 2 Jamon Zeiler, 2:30
Philadelphia Phil, 3 Sweet Surrender, 3:30 Magnolia
Mountain, 4:30 Halfway Home, 5:30 Old Friends, The
Wagon Stage, 11 Nutt & Phancy, 11:30 Harvey Branch
String Band, 12 Allan Woodson & Beth Houston, 12:45
Jerry & Judy Cole, 1:30 Moment in Thyme, 2:15 Greg
Horne.

Performances subject to change without notice.
For more information contact Al Rogers at 765-647-
2194 or Gail Ginther's e-mail metamora@gmail.com
or website: www.metamoramusical.pbworks.com

METAMORA COMING EVENTS

Sept 10 - Wild West Train to Dinner with Steam, Whitewater
Valley Railroad, Departure time 6:00pm, Dinner excursion train
from downtown Metamora to the Laurel Hotel Restaurant. Cost
\$65.00 per person. Call the Whitewater Valley Railroad at (765)
825-2054 for more details.

Sept 11 - 12 Ride the Rails with Steam and Abe Lincoln,
Whitewater Valley Railroad, Departure times: 11:00am,
1:10pm, 3:00pm and 5:00pm, Take a train ride with our 16th
president. Ask him questions, have your picture taken with him,
and listen to one of many speeches when the train arrives in
Metamora. Departs from downtown Metamora.

Sept 17 - Home School/Small Private School Program, \$5.00
per child. Education stations will be set up at various areas in
the community. This is a 3 1/2 hour program. For more informa-
tion contact the Whitewater Canal State Historic Site at 765-
647-6512.

Sept. 18 - Overland Limited Wild West Train, Whitewater Valley

Railroad. Join the Circle D Rangers as they protect the
Metamora bound train.

Sept 24 - Open Mic Music Night, Metamora Music Fest Stage
- Lover Lane, Sign up 6:00pm, Performance 7:00pm - 10:00pm
Come and listen or share your talents. Free
Food and drink available from the Metamora Lions Club.

OUTDOOR SPORTSMAN DINNER SEPTEMBER 19, 2010

The 2nd Annual Outdoor Sportsman Dinner will
be held **September 19, 2010** at the Fountain City
Wesleyan Church. The dinner will include Venison
Chili and Ground Venison sandwiches.

Biologist, whitetail deer professional and world-
wide adventurer, **Wade Nolan**, will be the guest
speaker. Mr. Nolan will also hold a one hour
"Whitetail University" class at 4 p.m.

Doors open at 3 p.m. for a demonstration on
whitetail antler scoring. Door prizes, including a
muzzle loader, will be given away during the event.

Advance tickets \$7.00, tickets at the door \$10.00
For more information contact 765-935-4353 or 765-
967-4054. You may also see more information at
fcwesleyan.org.

GOLFING EVENT TO BENEFIT 5th & 6th GRADERS TO ATTEND YOUTH CAMP

I'm writing to tell you about the New Alsace
Conservation Club's 4th Annual Golf Outing that is
being held on Saturday, September 25, 2010 at
Country View Golf Course north of Dover off State
Rd. 1.

All proceeds of the golf outing will benefit 5th
and 6th graders the opportunity to attend a one week
camp at the Karl E. Kelly Memorial Officer's
Conservation Youth Camp at Ross Camp in
Tippecanoe County, Indiana.

Golfers will play 18 holes, with 4 man teams.
There will be Skins, Door Prizes, Morning breakfast
sandwiches, and Dinner. TBA - Longest Drive and
Closest to the Pin. Cost for the event is \$55.00 per
person or \$220.00 per four man team.

We are asking for your support in helping make
this Golf Outing a success. The committee would
appreciate if you could announce this in your com-
munity calendar or current event section of your bul-
letin or publication.

For more information call Robin Harness 812-
487-2129 or Mark Lewis 812-487-2217. ■

Riverside Sporting Goods
1811 N. Washington St.
Marion, IN 46952
765-662-1590

*Family Owned & Operated
Manager: Chad Phillips*

<p>Fishing Live Bait Tackle Propane Ice</p>	<p> CANOE RENTAL</p>	<p>Hunting Guns Ammo Archery Personal Protection</p> <p>U-Haul Rental 765-664-7939</p>
---	---------------------------------	--

Home of
CP's Wholesale Bait
765-662-8487

Sgt. Smith's Army-Navy Store, Inc.

Hours: Mon-Fri 9-6
Sat: 10-5

103 N. Main St.
Rushville, IN 46173
(765) 932-BUZZ (2899)

Toll Free Order Line
1-877-USMC-VET (876-2838)

sgtsmiths@verizon.net

J & J FARMS

Home Raised
All Naturally Fed Meats
Chicken, Turkey, Pork, Beef
Low Prices - High Quality
We Also Have Brown Eggs
Free Range Hens — All Natural

4199 US 36 East, New Castle
765-520-0897

SAVE-A-LOT

Don't Pay A Lot!

MON. - THURS. 8 A.M. - 8 P.M.
FRI. 8 A.M. - 9 P.M. • SAT. 8 A.M. - 8 P.M.
SUN. 8 A.M. - 5 P.M.


11143 U.S. 52
Brookville, IN 47012
(765) 647-2781

Gad's Corner

SEND YOUR PHOTOS TO: THE GAD-A-BOUT, P.O. BOX 85, CENTERVILLE, IN 47330 (INCLUDE A SELF ADDRESSED STAMPED ENVELOPE IF YOU WANT THE PHOTO RETURNED)



Jim Rowe, at left, caught these turtles, 2 weighed over 50 pounds. Helping hold his catch at right is Dave Wilcox, owner of Dave's Triangle. (Dave's Triangle Inc. Photo, Brookville Lake, IN)



Adrian Hovermale caught this Texas Spotted Bass in Lake of the Pines in Texas. (Jim's TackleShop Photo, Marion, IN)



Garrett Hadler from Carthage, Indiana caught this 5 lb. Walleye at Brookville Lake in June 2010. (Photo by Danette Hadler)



Clark Hovermale caught this Texas Spotted Bass in Lake of the Pines in Texas. (Jim's TackleShop Photo, Marion, IN)

MIDLAKE TRADING POST
 Minutes from Brookville Lake
 Fairfield Ramp Road
Active Bait & Tackle Business FOR SALE
 with living quarters & 2 car garage,
 on 1.4 acres. Inventory included!
**Bait, Tackle, Ice, Propane, Groceries,
 Batteries, Camping Supplies.**
Boat Storage for 50+ Boats/RV's
765-458-7554 or 765-458-6851

POOR BOY'S COUNTRY STORE

 Patoka Lake Crappie Headquarters
 Specializing in Crappie Baits
 • Gas • Diesel • Live Bait
 Featuring Poor Boys "Almost Famous Ribs & BBQ"
 • Chicken • Fish Sandwiches • Angus Burger & Fries
 • Breakfast Items • Groceries • Ice
 Full Taxidermy Service
OPEN 7 DAYS A WEEK 5 AM TO 8 PM
 476 N SR 145, ECKERTY, IN 47116
 812-338-3151

Troyer's Country Store & Bakery
 20 Varieties Cheese, Plus Raw Milk
 Cheese • Deli Meats • Bulk Foods, etc.
 Baked Goods Friday and Saturday
 ADM Feed Available
 Dog • Goat • Horse • Chicken & more
 Hours: Mon.-Thur. 8-6 / Fri. 8-5 / Sat. 8-4
 10599 South SR 3, Milroy, IN 46156
 (765) 629-2604

**WAGNER'S
 BARBER SHOP & GUNS**

 GUNS - SAFES
 GUN REPAIR
 PAINTBALL
 532 W. Sheridan, Greensburg, IN 47240
 Phone (812) 663-2553

PRE - 1964 WINCHESTER'S & COLLECTABLES
 SOUTHEASTERN INDIANA'S
 LARGEST GUN TRADER!
GUNS & TACKLE
 MARVIN L. COLE
 ROBERTA S. COLE
 812-663-2030
 1510 NORTH LINCOLN STREET, GREENSBURG, INDIANA 47240
 • CASE KNIVES • DISCONTINUED -
 WINCHESTER 9422 & 9417 RIFLES
 • TRAP GUNS - 17 HMR RIFLES
 • RELOADING COMPONENTS
 • PROFESSIONAL & REASONABLE
 GUNSMITH
 • NITE LITES
 "SPECIAL ORDERS & LAYAWAYS"

MAIL TO: The Gad-a-bout, P. O. Box 85, Centerville, IN 47330

THE GAD-A-BOUT ADVERTISING RATES
 PLEASE NOTE: EACH DOLLAR AMOUNT BELOW IS PER INSERTION

FULL PAGE	1/2 PAGE	1/3 PAGE	1/4 PAGE	1/8 PAGE	1/10 PAGE	4 COL. INCH	1/15 PAGE
ALT. SIZES	ALT. SIZES	ALT. SIZES	ALT. SIZES	ALT. SIZES	ALT. SIZES	ONE SIZE	MONOPOLY CARD SIZE
15.75" X 10.37"	8" X 10.37" 12" X 6.88" 15.75" X 5.13"	5.25" X 10.37" 8" X 6.88" 15.75" X 3.37"	4" X 10.37" 6" X 6.88" 8" X 5.13"	3" X 6.88" 4" X 5.13" 6" X 3.37"	3" X 5.13" 4.5" X 3.37"	4" X 3.37"	ONE SIZE 3" X 3.37"
96 COL. IN.	48 COL. IN.	32 COL. IN.	24 COL. IN.	12 COL. IN.	9 COL. IN.	8 COL. IN.	6 COL. IN.
1 TIME	1 TIME	1 TIME	1 TIME	1 TIME	1 TIME	1 TIME	1 TIME
\$7.00 PCI	\$7.00 PCI	\$7.00 PCI	\$7.00 PCI	\$7.00 PCI	\$7.00 PCI	\$7.00 PCI	\$7.00 PCI
\$651.00	\$336.00	\$224.00	\$168.00	\$84.00	\$63.00	\$56.00	\$42.00
2-11 TIMES	2-11 TIMES	2-11 TIMES	2-11 TIMES	2-11 TIMES	2-11 TIMES	2-11 TIMES	2-11 TIMES
\$6.00 PCI	\$6.00 PCI	\$6.00 PCI	\$6.00 PCI	\$6.00 PCI	\$6.00 PCI	\$6.00 PCI	\$6.00 PCI
\$558.00	\$288.00	\$192.00	\$144.00	\$72.00	\$54.00	\$48.00	\$36.00
12 TIMES	12 TIMES	12 TIMES	12 TIMES	12 TIMES	12 TIMES	12 TIMES	12 TIMES
\$5.00 PCI	\$5.00 PCI	\$5.00 PCI	\$5.00 PCI	\$5.00 PCI	\$5.00 PCI	\$5.00 PCI	\$5.00 PCI
\$465.00	\$240.00	\$160.00	\$120.00	*\$60.00	\$45.00	\$40.00	\$30.00

ADVERTISERS INFORMATION
 (PLEASE PRINT LEGIBLY OR TYPE)

SALESPERSON: _____ **DATE:** _____

BUSINESS NAME: _____

OWNER NAME (S) _____ **MGR. OR OTHER** _____

STREET OR P.O. BOX: _____

CITY _____ **STATE** _____ **ZIP CODE** _____

PHONE: _____ **FAX:** _____

CELL PHONE: _____ **OTHER:** _____

E-MAIL: _____ **WEB SITE:** _____

Ad Size _____ **Rate: \$** _____ **Monthly Cost: \$** _____

METHOD OF PAYMENT & DATE - CHECK NUMBER: _____ **CASH:** _____

PLACE AD IN JAN FEB MAR APR MAY JUN JUL AUG SEP OCT NOV DEC
 (CIRCLE APPROPRIATE MONTH (S) • WRITE BELOW MONTH THE YEAR ADVERTISING BEGINS)

Customer Authorization Signature: _____ **DATE:** _____

(ADVERTISING NOT ACCEPTED FOR: ALCOHOL, TOBACCO OR GAMBLING)

12th ANNUAL RICHARD T. GASTON FISHING TOURNAMENT SEPT 18

The Richard T. Gaston Memorial Walleye Tournament and Catfish Contest will be held at Brookville Lake September 18, 2010. The tournament is in honor and memory of Indiana State Trooper Richard T. Gaston who was killed in the line of duty on March 4, 1999.

2010 Payouts will be (based on a full field of 100 boats, includes cash and prizes).



Walleye Tournament: 1st Place Crestliner 16 Kodiak boat, shorelander trailer and Mercury motor (see above photo) valued at \$11,599.00

2nd Place \$500, 3rd Place \$400, 4th Place \$300, 5th Place \$250, 6th Place \$200, 7th Place \$175, 8th Place \$150, 9th Place \$125 and 10th Place \$100.

Catfish Contest: (Individual prizes) 1st Place \$300, 2nd Place \$150, 3rd Place \$75, 4th Place \$50, 5th Place \$25 and The Queen Mum's Smallest Catfish Award (In memory of Edna Fenstermacher) \$150.

Registration Fees:

Walleye Tournament \$150 per team

Walleye Big Fish Contest \$10 per team member (indicate in memo area of check who is participating in the Big Fish contest)

Catfish Contest \$25 per angler

Catfish Big Fish Contest \$10 per angler (indicate in memo area of check who is participating in the Big Fish contest)

Queen Mum Smallest Catfish Award no cost to participating Catfish Anglers

Big Fish Contest winners will be awarded half of the Big Fish entry fee total

Day of Tournament Saturday, September 18th

Check-in Mounds Beach 7:30 a.m.

Weigh-in Mounds Beach 4:00 p.m.

Early Check-in/Registration Friday, Sept 17th 4:30 - 6:00 p.m. at Parkside Marine & More, 7191 Fox Run Road, Brookville, IN

(Tournament field will be filled on a first come, first served basis. Official tournament rules and map will be sent upon request.)

The Richard T. Gaston Memorial Scholarship Fund: A tribute to Richard.....

Richard attended Brookville High School and graduated in 1988. He entered the United States Marine Corps, spending most of his duty at the Marine Barracks in Washington D.C. which serves as the Presidential Honor Guard.

After returning to Indiana, Richard attended Indiana University/Purdue University of Indianapolis on the G.I. Bill. In addition, he worked almost full-time at the Children's Museum of Indianapolis while attending college. In 1988, shortly after his daughter was born, Richard was accepted into the Indiana State Police Academy, fulfilling his dream to become a law enforcement officer.

Three months after being sworn in as a Trooper, Richard was killed in the line of duty.

When thinking of a way to pay tribute to Richard it was thought to be fitting to give back to the community that he loved so much...Brookville, Indiana.

The fishing tournament was a logical start, since there is nothing he would rather do than cast for walleye on the reservoir.

About the scholarships...

The tournament was established in Richard's honor to raise funds for the Richard T. Gaston Memorial Scholarship Fund. Each year, this fund awards five \$2,000 scholarships to seniors graduating from his high school alma mater. Since 2000, they have supported 57 college-bound freshmen with a total of \$112,000. The basis for awarding scholarships is quite simple. Recipients are chosen based mostly upon answers to an essay question. They do not ask for high school transcripts, as they believe that as long as they have been accepted to a technical/trade school, college or university, then they qualify for assistance. They do not believe that grades are the best way to measure someone's desire to reach their goals in life.

The Richard T. Gaston Memorial Scholarship Fund

10261 Hickory Ridge Dr., Zionsville, IN 46077

(317) 873-1663 or (765) 647-4619

E-mail: amy@gastontournament.com Website: www.gastontournament.com

Official Entry Form

Walleye Tournament Application Team Event (2 participants) \$150 per boat

First team member:

Name: _____

Address: _____

City, State, Zip: _____

Phone: _____

I have read, understand, and accept the release of liability below (please initial) _____

Second team member:

Name: _____

Address: _____

City, State, Zip: _____

Phone: _____

I have read, understand, and accept the release of liability below (please initial) _____

Catfish Contest Application Individual Event(boat or shore) \$25 per angler

First angler:

Name: _____

Address: _____

City, State, Zip: _____

Phone: _____

I have read, understand, and accept the release of liability below (please initial) _____

Second angler:

Name: _____

Address: _____

City, State, Zip: _____

Phone: _____

I have read, understand, and accept the release of liability below (please initial) _____

Release of liability: I acknowledge that I am VOLUNTARILY participating in the Gaston Memorial Walleye Tournament and Catfish Contest. I am aware that my participation in the tournament listed creates risk of my serious personal injury or death. My participation could also lead to damage of my personal property. I expressly agree to assume risk of injury or death, and loss or damage to personal property, which may result from fishing said tournament. In exchange for participation in the Gaston Memorial Walleye Tournament and Catfish Contest, I hereby RELEASE AND DISCHARGE the Richard T. Gaston Memorial Fund, its officials, directors, promoters, tournament official sponsors, and organizations assisting in the tournament operations, their agencies, etc., and they are not responsible for death, injury, liability, theft, fire, damage, or loss of any kind of the entrants.

Please complete this form and return with payment to:

Gaston Scholarship Fund, c/o Amy Gaston Stehr, 10261 Hickory Ridge Drive, Zionsville, Indiana 46077

www.INDIANAOUTFITTERS.com
Indiana's Online Outdoor Recreation Guide



Easy to use
Find destinations by clicking maps of the state!

Detailed
1,400+ pages of Indiana info & maps!

Comprehensive
Find all the info you need!



Easily plan Indiana trips at

www.IndianaOutfitters.com

GRIFFEY

765-478-6297

- Nutrena Feeds
- Pride Dog Food
- Mulch
- Hay and Straw
- Baling Supplies
- Livestock Supplies
- Gates and Kennels



10041 Pottershop Road