

FREE HERE & ON [www.thegadabout.com](http://www.thegadabout.com)

DECEMBER 2010  
MERRY CHRISTMAS

THE

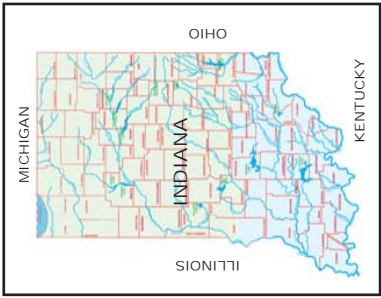
# GAD-A-BOUT™

HUNTING, FISHING, ARCHERY, CAMPING, COOKING, HUMOR, DOGS, HORSES, TRAVEL, NEWS, OPINIONS, ETC.




A TRADITION IN SCOUTING - TROOP 16 CENTERVILLE, IN CLIFTON GORGE NATURE PRESERVE - SEE PAGE 24

**BOAT SHOW ISSUE**  
ADVERTISING SPECIAL SEE PAGE 2  
**CINCINNATI**  
**JAN 14-16 & JAN 19-23**  
**INDIANAPOLIS**  
**FEB 18-27, 2011**



INFORMATION YOU AND YOUR FAMILY NEED TO SURVIVE A CAR CRASH IN WATER - SEE PAGE 6



FAMILY TRADITION - HUNTING SEE MORE ON PAGE 21

ADVERTISER'S INDEX - SEE PAGE 2

PHOTO CREDITS PAGE 3

TO ADVERTISE IN THE GAD-A-BOUT SEE RATES ON PAGE 32 • CALL TOLL FREE 1-877-855-4237 • CELL 1-765-960-5767

# POWER THROUGH WORK. THEN POWER THROUGH THE WEEKEND.

THE FOURTRAX®  
RINCON®



## ANDERSONS'

Sales & Service INC.

Madison, In

July 1 - February 28 M-F 8:00 AM - 5:00 PM Sat 8 AM - 1 PM

[www.andersonssales.com](http://www.andersonssales.com)

STOP BY TODAY AND SEE OUR FULL LINE OF  
**Honda ATV'S**  
&  
**MOTORCYCLES**

2914 CLIFTY DR  
**812-273-4262**



honda.com UTILITY ATVs ARE RECOMMENDED ONLY FOR RIDERS 16 YEARS OF AGE AND OLDER. ATVs CAN BE HAZARDOUS TO OPERATE. FOR YOUR SAFETY, BE RESPONSIBLE. READ THE OWNER'S MANUAL. ALWAYS WEAR A HELMET, EYE PROTECTION & PROTECTIVE CLOTHING. BE CAREFUL ON DIFFICULT TERRAIN. ALL ATV RIDERS SHOULD TAKE A TRAINING COURSE (FREE FOR NEW BUYERS, ASK YOUR DEALER OR CALL ASI AT 800-887-2887). NEVER RIDE: UNDER THE INFLUENCE OF DRUGS OR ALCOHOL, ON PAVED SURFACES, ON PUBLIC ROADS, WITH PASSENGERS, AT EXCESSIVE SPEEDS, NO STUNT RIDING. RESPECT THE ENVIRONMENT WHEN RIDING. FourTrax® and Rincon® are trademarks of Honda Motor Co., Ltd. ©2009 AHMC, Inc. (8/09) 09-0683



**ADVERTISER INDEX**  
**YOU CAN PICK UP A FREE COPY**  
**OF THE GAD-A-BOUT AT THESE**  
**ADVERTISER LOCATIONS LISTED**

**CANADA****ALBERTA**

Old Koots Outfitters Pg 7

**INDIANA****AMBOY**

IN Deer &amp; Elk Farmers' Assoc Pg 15

**ANDERSON**

Crackshot Guns Pg 26

Nuce's Tire &amp; Auto Svc Pg 29

**AUSTIN**

Burris Electric &amp; Plumbing Pg 22

S &amp; L Electric Inc. Pg 19

**BAINBRIDGE**

English's Buffalo Farm Pg 28

**BATESVILLE**

On Target Polaris Pg 21

**BROOKVILLE**

52 Pik-up Convenience Store Pg 5

Dairy Cottage Pg 11

Noble Boys Furniture Pg 24

Save-a-lot Pg 15

**BROOKVILLE LAKE AREA**

Barton Bay Pg 6

Dave's Triangle LLC Pg 31

Frame's Outdoor Pg 15

Hunters Choice Deer Process Pg 18

Hunting Land For Sale Pg 2

Max &amp; Mims Market Pg 5

Parkside Marine &amp; More Pg 3

Quakertown Marina Pg 2

Steve's Marine Pg 12

**CAMBRIDGE CITY**

Amish Cheese Shop Pg 28

**CAMPBELLSBURG**

Norm's Bait Shop Pg 27

**CONNERSVILLE**

Gray Haven Motel Pg 28

Griffey Farms Pg 23

Heim Motel Pg 28

Rem-Bu Gun &amp; Archery Shop Pg 13

**DEPUTY**

Marion's Greenhouse Pg 19

**DERBY**

House on Ohio River For Sale Pg 23

**DUBLIN**

Rihm's Meat Processing Pg 27

**FARMLAND**

Concrete Creations Pg 23

**GEORGETOWN**

Mike's Metal Detectors Pg 29

**GREENFIELD**

Buck Scrape Taxidermy Pg 24

Jensen's Pawn &amp; Guns Pg 26

**GREENSBURG**

Country Mart/Premier Ag Pg 20

Guns &amp; Tackle, Inc. Pg 22

Wagner's Barber Shop Pg 28

**HAGERSTOWN**

David Federico, Attorney Pg 14

**HARDY LAKE**

Pioneer Village Pg 6

**INDIANAPOLIS**

Indiana State Police Pg

www.Indiana Outfitters.com Pg 32

Wannamaker Guns Pg 27

**KNIGHTSTOWN**

Knightstown Meats &amp; Catering Pg 4

McDonald's Bait &amp; Tackle Pg 13

**KOKOMO**

Kokomo Marine Pg 14

Martino's Italian Villa Pg 11

**LAKE MICHIGAN AREA**

Brother Nature Charters Pg 6

Indiana's North Coast Charter Ass'n Pg 6

**LAUREL**

Laurel Hotel &amp; Restaurant Pg 11

**LEXINGTON**

McCleery's Dog Carriers. Pg 21

**LIBERTY**

Carl Sharp State Farm Ins Pg 23

Country Mark Station Pg 20

J's Restaurant Pg 11

J.A. Bertch Hardware Pg 22

Liberty Restaurant Pg 11

P.R.S. Insurance Pg 24

Pizza King Pg 20

The Country Store Pg 3

**LOGANSPOUT**

Dale Hardy Supplies Pg 19

**MADISON**

Anderson Honda Pg 1

Burris Elect &amp; Plumbing Pg 22

Madison Outdoors Pg 24

**MARION**

Riverside Sporting Gds Pg 25

**MCCORDSVILLE**

Cap'n Hooks Bait &amp; Tackle Pg 26

**METAMORA**

Hearthstone Restaurant Pg 11

**MILROY**

Flatrock Archery Pg 28

Milroy Shoes Pg 25

Troyers Country Store &amp; Bakery Pg 27

**MITCHELL**

Sugar Creek Hunting Preserve Pg 7

**MOORELAND**

Mr. Ed's Taxidermy Pg 25

**MUNCIE**

Buck Creek Outdoors HP Pg 22

Prairie Creek Pawn, Inc Pg 29

**NEW CASTLE**

J &amp; J Farms Pg 24

**NINEVEH**

Ed's Trading Post Pg 6

**NOBLESVILLE**

Log Home Center Pg 16

NURPU River &amp; Mtn Supply Pg 22

**NORTH VERNON**

Diekhoff Mower Sales Pg 23

Scott's Gun &amp; Tackle Pg 18

**PARKER CITY**

Ludco Gun Shop Pg 13

**PATOKA LAKE**

Poor Boys Country Store Pg 27

**"SPORT SHOW SPECIAL"****ADVERTISE IN ALL THREE ISSUES****JANUARY/FEBRUARY/MARCH****AT YEARLY RATE \$5.00 P/COL/IN****FILL OUT CONTRACT ON PG 29****OR****CALL 1-877-855-4237 TOLL FREE****BEST \*CELL 1-765-960-5767****CHECK OUT NEW WEBSITE:****[www.thegadabout.com](http://www.thegadabout.com)**

**Visit Gad-a-bout Booth at**  
**2011 CINCINNATI SPORT SHOW**  
**2011 INDIANAPOLIS SPORT SHOW**

**REMINGTON**

Caboose Lake Campground Pg 25

**RICHMOND**

Army Navy Store Pg 26

Best Stop Auto Care Pg 15

Davis Transmissions Pg 26

Mendenhall Hardware Pg 13

Middleton Tool Sharpening Pg 29

Riggle-Waltermann Mortuary Pg 26

Rogan Equipment, Inc Pg 30

Tri County Awards Pg 3

**RUSHVILLE**

Fields' Outdoor Adventures Pg 10

Flatrock Hunting Preserve Pg 24

Farthing Grocery Pg 8

Jerry Adams Taxidermy Pg 9

**SALEM**

Red Barn Bait Shop Pg 15

**SALAMONIES LAKE AREA**

Bozarth Country Store Pg 13

D&amp;J's Corner Mart Pg 9

Peacepipe Bait &amp; Tackle Pg 27

**SCOTTSBURG**

Barratt's Deer Processing Pg 7

C &amp; T Cycles Pg 19

Rick &amp; Jeff's Floor Coverings Pg 25

Scotts Ace Hardware Pg 22

**SELMA**

Dry Dock Marina Pg 16

**SHELBYVILLE**

The Gun Den Pg 31

**SEYMOUR**

Burris Elect &amp; Plumbing Pg 22

**STRAUGHN**

Girt's Archery Pg 4

**SUMMIT LAKE AREA**

Summit Lake Bait &amp; Tackle Pg 12

**VALLONIA**

Tollivers Hunting &amp; Fishing Supls Pg 31

**VEVAY**

Dutch Discount Groceries Pg 25

**WINCHESTER**

Dishman's Quality Meats Pg 28

**OHIO****CINCINNATI, OHIO**

Cincinnati Sport Show Pg 17

Stories by Golden Eagle Pg 14

**LAND FOR SALE****OWN YOUR OWN HUNTING LAND**

8 acres with pond, mostly wooded, level to gently rolling, deer, turkey, gray squirrels, ducks, 12 miles to Brookville Lake, nice building site or recreational use, excellent hunting, more acreage available, own your own hunting land, county road.

**Owner will sell on contract or finance.**

**765-458-7393**

**QUAKERTOWN MARINA**

On beautiful Brookville Lake, Indiana

**"Anchor in Paradise"**



We are a full service marina located within the Quakertown State Recreation Area at the north end of Brookville Lake in Union County, Indiana

- Pontoon and Fishing Boat Rentals
- Used Houseboats, Fishing and Pontoon Boats for Sale
- Seasonal and Annual Docks and Seasonal Buoys

See us for all your boating needs!

**(765) 458-6490 - [www.quakertownmarina.com](http://www.quakertownmarina.com)**





# THE GAD-A-BOUT™

## IN THIS ISSUE

DECEMBER 2010 • Volume XX • NO. 249

Published by Ray Dickerson  
P.O. Box 85  
Centerville, IN 47330-0085

CONTACT THE GAD-A-BOUT

Toll Free: 1-877-855-4237 - Lv Message

Cell Phone: 765-960-5767

Office Phone: 765-855-3857

Fax: 765-855-3857 (Call First)

NEW Website:

[www.thegadabout.com](http://www.thegadabout.com)

E-Mail: [thegadabout@frontier.com](mailto:thegadabout@frontier.com)

COPYRIGHT BY GADCOE 2010

DISCLAIMER: The ideas and opinions expressed by the writers appearing in The Gad-a-bout are not necessarily the same as the publishers.

### SPECIAL FEATURES

|  |              |
|--|--------------|
| Farthing Grochery by Ray Dickerson                               | Page 8       |
| English's Buffalo Farm and Trading Post by Ray Dickerson         | Page 9       |
| Fields' Outdoor Adventures by Ray Dickerson                      | Page 10      |
| Troop 16's Clifton Gorge Camping Trip by Ray Dickerson and Dylan | Page 24 & 27 |

### REGULAR FEATURED OUTDOOR WRITERS

|   |            |
|---|------------|
| Roaming The Outdoors by Ray Dickerson ( <i>www.thegadabout.com</i> , <i>The Gad-a-bout is FREE</i> , <i>Tri-State Extravaganza</i> , <i>Sport Shows</i> , <i>Veterans Avenue of Flags</i> , <i>Surprise for GrandKids</i> ) | Page 4     |
| So You Wanna Catch More Fish by Tag Nobbe ( <i>December Fishing Brookville Lake</i> )   | Page 5     |
| News from the Indiana State Police by Sgt. John D. Bowling ( <i>Information on Water Crashes</i> )  | Page 6     |
| IDNR News by PIO Gary Catron ( <i>High-tech tools making safer underwater searches</i> )  | Page 7     |
| Kampfire Kookin' with Ray McCune ( <i>Kookin' more wild thangs or time to clean out your freezer</i> )  | Page 11    |
| Fishing Lake Michigan by Capt. Mike Schoonveld ( <i>Has This Happened to you</i> )  | Page 12    |
| Outdoor Tales by Phil Junker ( <i>Writer's vehicles seem to attract deer</i> )  | Page 13    |
| Talking Leaves by Golden Eagle ( <i>The Moon of Long Nights</i> )   | Page 14    |
| The Order of Red Men by Malcolm Greene ( <i>The Great Council</i> )   | Page 14    |
| Misfires and Snags by Dan Graves ( <i>From the Frying Pan into the Fire</i> )   | Page 15    |
| Outdoors with Rich Creason ( <i>Crappie, Frogg Toggs &amp; Cane Creek Canyon</i> )  | Page 16    |
| Cincinnati Travel, Sports & Boat Show Jan 14-18 / Hunting & Fishing Show Jan 19-23  | Page 17    |
| Indiana Outdoors by Joe Martino ( <i>Open your eyes to Blind Hunting</i> )  | Page 18-19 |
| The Simple Life by Jack & Leslie Turner ( <i>Honeymoon in Amish Country</i> )   | Page 19    |
| Hoosier Horse Happenings by Rhonda Helming ( <i>Amarillo by Morning...</i> )  | Page 20    |
| Dog Tales by Alan "Grizz" Smith ( <i>At a Different Level</i> )   | Page 21    |
| News from West Central Indiana by Don Bickel ( <i>Late Summer Beauty</i> )  | Page 22    |
| Ramblings from Da Region by Gene Clifford ( <i>It's all in the asking</i> )   | Page 23    |
| Camping Here & Beyond by John and El McCory ( <i>Which Campers are the Friendliest?</i> )   | Page 25    |

### GAD-A-BOUT DEPARTMENTS

|  |            |
|--|------------|
| Advertiser Index   | Page 2     |
| Gad's Corner (Readers and Other Fish & Game Photos, Send in your Photo or other) | Page 30-31 |
| Rate Sheet, Contract Form  | Page 29    |

## THE COVER PHOTOS

**Top:** Photo of members of Troop 16 Boy Scouts of America, Centerville, Indiana. Regular Monday night meeting. Front Row L to R: Nathan Bennett, Dakota Wilson, Anthony Sharp, Dylan Smock and Josh Bennett (Troop Quartermaster). Back Row L to R: Allen Bennett (Committee

Member), Dennis Anderson (Committee Member), Devon Koons, Justin Koons (Assistant Patrol Leader), Janet Bennett (Committee Member & Treasurer) and Mark Culbertson (Scoutmaster) **(Photo by Ray Dickerson)**

**Bottom Left:** John Lang and a nice fox squirrel. See more on Page 21 **(Photo by Alan Smith)**

**Bottom Right:** This new way of teaching water survival actually started with a local tragedy. In June of 2007 a local teen, Trey Kidwell (Picture in inset), drowned in Brookville Lake when the car he was driving drove off of the Fairfield Ramp into the water. Trey and a friend were driving home from Ohio and got lost on a very dark night. See more on page 6. **(Photo by Sgt John Bowling ISP)**

### Deer Whistle Inset - Page 1 (Cover)

Protect yourself and the lives of raccoon, fox, coyote, skunk, squirrel, rabbit, ground hog, squirrel and even opossum by using this Deer Whistle I won't drive without it. Ray Dickerson The Gad-a-bout

You can purchase this Deer Whistle at Mendenhall True Value Hardware, 125 SW 5th Street in Richmond, Indiana 47374, Ph 765-962-4842 Or you can order it from the manufacturer, Mike Livingston, at Living Products, LLC, P.O. Box 2357, Platte City, MO 64079; Ph# 303-838-4083; Fax# 303-816-0152; E-mail [Info@Deerwhistle.com](mailto:Info@Deerwhistle.com) or Website: [WWW.DEERWHISTLE.COM](http://WWW.DEERWHISTLE.COM)

|   |  |  |
|---|--|--|
| <p><b>A-1 LOCK &amp; SAFE SHOP</b><br/>765-966-2597</p> | <p><b>Tri-County Awards</b><br/>765-966-0757</p> | <p><b>SignGrafX</b><br/>765-962-3636</p> |
| <p>1001 South "E" Street, Richmond, IN 47374</p>        |  |  |

## CRESTLINER BOATS DEALER OF THE YEAR



1750 FISH HAWK



1900 SUPER HAWK



1600 FISH HAWK

## HARRIS Flotebote



200 CRUISER CX



250 GRAND MARINER

**"2011" MODELS ARE HERE**



7191 Fox Run Rd Brookville, IN 47012  
765-647-4619

E-mail: [pmarine@wvremc.net](mailto:pmarine@wvremc.net) Website: [parksidemarineandmore.com](http://parksidemarineandmore.com)

"We are located across the road from Mounds S.R.A. Entrance at Brookville Lake"



**THE COUNTRY STORE**  
SUPPLIES FOR A COUNTRY WAY OF LIFE!  
CRAFTS • GIFTS • HOME FURNISHINGS  
FISHING & HUNTING LICENSES  
CAMPING SUPPLIES • LIVE BAIT  
LP GAS • FIREWOOD • ICE  
"CASE KNIFE DEALERSHIP"  
302 S. Main St., Liberty, IN 47353  
765-458-9977



# Roaming The Outdoors



by Ray Dickerson

[www.thegadabout.com](http://www.thegadabout.com)

## THE GAD-A-BOUT IS FREE at

### Advertisers Locations and on internet

For those readers who have not read or heard me explain verbally or in The Gad-a-bout. There are only two ways you can get The Gad-a-bout now. You can pick it up at the advertisers location for FREE, at a limited number of non-advertiser locations that we leave them to help support the advertisers and you can open a free copy on my website [www.thegadabout.com](http://www.thegadabout.com). I no longer sell subscriptions, I got rid of my mailing permit, it was too expensive, that was when I put the paper on the internet, so people could still get it for free without having to physically go find one.

### TRI-STATE FISHING EXTRAVAGANZA

Parkside Marine and More will have their boats on display at the Tri State Fishing Extravaganza **December 4-5, 2010** at the Lasoursdville Expo Center in Monroe, Ohio. For more information log onto [RVEXPO.NET](http://RVEXPO.NET). An Odyssey event.

### GAD-A-BOUT AT 2011 SPORT SHOWS

I will be in **booth 465** at the Cincinnati Hunting and Fishing Show **January 19-23, 2011** in the Duke Convention Center in downtown Cincinnati.

I will be in **booth T-337** in Tackle Town at the Indianapolis Sport, Boat and Travel Show **February 18-27, 2011** at the Indiana State Fairgrounds located

at corner of 38th Street and Fall Creek Parkway in Indianapolis.

### VETERANS AVENUE OF FLAGS

Help the Wayne County Veterans Council, Honor our Veterans!

Avenue of Flags, you've seen American Flags on the National Road Bridge, Main Street and the US 27 overpass on 9th Street and what an impact they make to all those living in and visiting this All American City.

Now you can sponsor a Flag in honor of a Veteran!

400 American Flags will connect these bridges with Flags starting at I-70 and running down Chester Blvd (US27) and circling the Downtown area on both North "A" and South "A" (US 40 National Road Highway). Visitors to Richmond will be able to follow "The Avenue of Flags" all the way to "Veterans Park" in the center of Downtown Richmond.

Your tax-deductible gift of \$50 or more will sponsor one of these wonderful flags. You can honor the Veteran or Veterans of your choice or make a general contribution in honor of all US Veterans.

**All Sponsor and Veterans' names will appear online at [www.RichmondAvenueofFlags.com](http://www.RichmondAvenueofFlags.com).**

Business Sponsorships are available too! \$100 "Sergeant", \$250 "Lt. Colonel", \$500 "Major General", \$1,000 "Four-Star General" and \$5,000 "Commander in Chief".

Co-Sponsored by Richmond Furniture Gallery. Send your check payable to: Veterans Council of Wayne County, P.O. Box 1304, Richmond, IN 47375.

For more information contact Marshall Smith, President of Wayne County Veterans Council or Ron Weadick, Secretary/Treasurer of WCVC.

### THE GADABOUTS PLAN A SPECIAL SURPRISE FOR GRANDKIDS

Our grand kids, Breanna and Dylan Smock have been staying with us for awhile and hadn't seen their mom, Amy, since they came to visit with us. Earlier in October Amy called and told us she was going to fly into Indianapolis the last weekend of October

could we bring the kids there. I told her we had been planning on going to Turkey Run State Park that weekend, we could meet and stay at Cloverdale. She wanted to surprise them. We decided on having her sitting in one of the rocking chairs at Cracker Barrel and we would just happen to stop there for supper on our way to the park. See the happy reunion below.

CONTINUED ON PAGE 28



Amy Dickerson hugging Dylan and Breanna in front of Cracker Barrel at Post Road and I-70 in Indianapolis.



765.332.3048 Straughn, IN

**HOYT & MATTHEWS**  
For the best in service & sales, come see us for all your outdoor needs.  
5245 US 40 EAST  
STRAUGHN, INDIANA  
Tues - Fri 1 PM - 8 PM / Sat 11 AM-5 PM  
Closed Sunday & Monday  
[www.girtsarchery.com](http://www.girtsarchery.com)

# KNIGHTSTOWN MEATS AND CATERING

8037 South County Road 575 West, Knightstown, Indiana 46148

765-345-2410 or 1-800-718-6010

Directions: 1 Mile North of U.S. 40 on County Road 575 West — East of Knightstown

**Deer Processing: \$80.00** (includes skinning, cleaning, cutting, wrapping & freezing)

**Extra Costs:** Cape for Mount \$15.00 (must be picked up ASAP) Skull Cap/Hide \$8.00

*Save \$\$ Bring in WHOLE ROUNDS (back legs whole) & we can make jerky;*

*Bring in BONELESS VENISON & we can make your favorite sausage.*

### Sausage Options (approx. 2 lb roll)

|  |                                  |             |                     |              |
|--|----------------------------------|-------------|---------------------|--------------|
| Snack Stick (approx. 10 sticks in 1 lb.) | Regular Summer Sausage           | \$5.00/roll | *JERKY              |              |
| Snack Stick \$5.50/lb.                   | Summer Sausage w/Cheddar Cheese  | \$5.50/roll | (whole Muscle Only) | \$9.50/lb.   |
| Snack Stick w/Cheddar Cheese \$6.50/lb.  | Summer Sausage w/Jalapeno Cheese | \$5.50/roll | Smoked Deer Hams    | \$15.00 each |
| Snack Stick w/Jalapeno Cheese \$6.50/lb. | Hot Summer Sausage               | \$5.50/roll | *Deer Bacon         | \$2.99/lb.   |
| Hot Snack Stick \$6.00/lb.               | Salami                           | \$5.50/roll | Deer Bratwurst      | \$1.89/lb.   |
|  | Bologna                          | \$5.50/roll | *on finished wt.    |              |


**24 HOUR DROP OFF COOLER AVAILABLE  
(BEFORE DROPPING OFF MAKE SURE DEER HAS METAL TAG)**

### Hours of Operation:

Monday-Wednesday-Friday 8:00 A.M. - 6:00 P.M. / Tuesday-Thursday 8:00 A.M. - 5:00 P.M.

Saturday 8:00 A.M. - 12:00 PM (call for special weekend hours)

[www.Ktownmeatsandcatering.com](http://www.Ktownmeatsandcatering.com)





# So You Wanna Catch More Fish



by **Tag Nobbe**

Professional Fishing Guide

## December Fishing Brookville Lake

If you think November fishing is crazy, you should be here in December.

As far as fishing from a boat goes, this is about it though, due to snow and ice. When you go to the lake in the winter time things are different. Most likely your going to be the only person there except me. So unless you have my cell phone number you're going out on the water all by yourself.

Some things you need to think of before you leave the house, is the lake frozen, or is the boat ramp covered with snow. These are two things that will definitely keep you off the water. What you want to watch for is if it starts snowing while you're out fishing or freezing rain. I have been caught out on the lake in both of these and it was a stupid mistake. Always let somebody know where you're going and when you will be back. Take a small propane heater with you and an extra set of coveralls just in case.

It's really not too bad fishing in the winter as long



Fishing on Brookville Lake in winter can be dicey to say the least. (Photo by Tag Nobbe)

as the wind isn't blowing. What you're doing is mostly fishing straight up and down. In the winter the water is extremely cold. This makes the fish slow way down, they mainly just sit in one spot, just kinda of finning. What you're looking for is fish on your depth finder, not just any fish though, you're looking for fish on the bottom. There are times when you'll see fish suspended, but those are not feeding fish, unless there suspended against something like a tree or a pillar. Bait fish stay suspended most of the time trying to stay in a ball, trying to look like one big mass, to big to be eaten. The predator fish lay under them waiting for one to get weak and fall to the bottom.

This is where we as fishermen come into play. There are two reasons you don't want it to be windy in the winter. One is because it makes it colder on us and two, it makes it hard for boat control. Once you find the fish you have to stay over the top of the fish that are 50 plus feet down. There are just a couple of ways to fish for them, either a jig and minnow or a spoon. Either way, staying directly over top of them is essential to catching them. I'm not sure what triggers a fish to bite 50 feet deep in the winter time, whether its sound, smell or site, but the erratic action of a spoon is hard to beat. I think you need to keep it in front of their face long enough to entice them to take a swipe at it. I normally just fish with a spoon and catch fish just fine. But for those times when you see fish on the bottom and they just won't hit your spoon, tip it with a minnow.

There is no place off limits when winter fishing on Brookville Lake. In the summer the lake develops a thermo cline and there is no oxygen below the thermo cline, so if the thermo cline is 30 feet deep there is no fish below 30 feet, due to no oxygen. In the Fall as the water on the surface gets colder than the deep water it gets heavier and falls through the thermo cline causing a mixing affect called Fall turn over. What this does is re-oxygenates the deep water all the way to the deepest parts of the lake enabling the fish to go any where they want.

Now there are some fish like striped bass that thrive in cold water. I have just this week caught 15 pounders 45 feet deep on spoons, then turn right around and caught one using a surface bait. Just so

you know, a striped bass is really a land locked ocean fish. They have totally different ways of feeding and moving around in the water column then most fish do. They can and will chase a fish from 50 feet deep all the way to the surface to catch it. Where a walleye, per say, will just stick to the bottom and feed. But as the surface temperature gets down in the mid-thirty's these fish will only be deep. I believe this is mother natures way of keeping them alive till the winter passes.  
Good Luck Tag Nobbe

Contact me at [tag@tag-nobbe.com](mailto:tag@tag-nobbe.com) or go to the website [www.brookville-lakeguideservice.com](http://www.brookville-lakeguideservice.com) or call my cell phone **765-265-3238**. I guide fish for walleye, striped bass, and crappie starting mid April till mid December, 7 days a week on Brookville Lake. We fish out of a 2007 Lund Pro V 2025 with a 225 Honda motor. I supply everything all the way down to cleaning the fish. I can take 1 - 4 people. The price is according to how many people go \$400.00 for 4 people \$325.00 for 3 people \$275.00 for 2 people and \$225.00 for 1 person. We start at 7:00 am and fish till 1:00 pm. To schedule trips call me at home **765-647-4329** or on my cell phone **765-265-3238**.

Fully licensed and insured for 13 years now. ■



Rex Rymer from Indianapolis fishing with me on Brookville near the Causeway. (Photo by Tag Nobbe)



### MAX & MIMS MARKET

5987 S. STATE ROAD 101  
765-458-6300

- Live Bait & Tackle • Gas • Firewood
  - Groceries & Snacks • Ice • Propane
- (Located in front of Heritage Hills Campground)

**INDOOR & OUTDOOR STORAGE**

**OPEN YEAR AROUND**

**Sun - Mon & Wed - Sat 8 AM - 5 PM**  
**Closed Tuesday**



## When it comes to fueling your outdoor needs

Gasoline • Fresh Coffee • Deli Style Sandwiches • Fountain Drinks • Snacks • Sporting Goods  
Live Bait & Tackle • Guided Fishing Trip Information • Hunting & Fishing Licenses • Check Station and More



**Brookville Lake Guide Service**

Guide: Tag Nobbe

Phone: 765-647-4329

Cell: 765-265-3238

Web: [www.brookvillelakeguideservice.com](http://www.brookvillelakeguideservice.com)

Near Brookville Lake just south of Brookville on U.S. Hwy 52 (765) 647-3600



# News from the Indiana State Police



by Sgt. John D. Bowling

## Information You and Your Family Need to Survive a Car Crash in Water

The holidays are here, and we're all rushing around shopping, visiting family and going to social events. Cold weather, slick roads and more traffic means more crashes. Read and share the following information—it will keep you and your family alive. Teach them, tell them, and/or direct them to our website to watch the video. Either way the following information will help you and your loved ones to survive.

In America over the last ten years less than one percent of all fatal car crashes involve water. But it seems like we're hearing about crashes in water more and more. Part of the reason could be more retention ponds being built around apartment complexes and urban areas. If you crash into water, what's the best way to survive?

This new way of teaching water survival actually started with a local tragedy. In June of 2007 a local teen, Trey Kidwell, drowned in Brookville Lake when the car he was driving drove off of the Fairfield Ramp into the water. Trey and a friend were driving home from Ohio and got lost on a very dark night.

The friend that was with Trey climbed out of the car immediately and survived; Trey was not so lucky.



Trey Kidwell drowned in Brookville Lake in 2007 after driving off Fairfield Ramp. (Teresa Throop Photo)



Indiana State Troopers assist in a water crash rescue. (Photo by Sgt. John Bowling)

Once water started pouring in he was unable to open the door or escape out the window. This was personal to me because I knew Trey. He was on the track team with my son, and I had graduated from Centerville High School with his mom and dad many years ago. He was a great, fun-loving kid and a good athlete.

After this tragedy, I knew there had to be a better way. What could I do? I had spoken to Trey's driver education class, and was fully aware of what the Indiana Driver's Manual was teaching and how it was inadequate. The "old way of thinking" was getting people killed.

Flash forward one year when Trey's mom, Teresa Throop, and grandma, Mary Kay Kidwell, contacted me. Like me they knew there had to be a better way to teach water escape. Teresa asked me if the Indiana State Police could help. I called Master Diver Bob May at the Pendleton Post for guidance. He has served on our Underwater Search and Rescue Team for over 17 years.

Bob said they had been running cars into water for years for practice and find that most cars will float for 2-10 minutes. Divers have even found vehicles submerged for an hour that still had headlights on-electrical systems don't necessarily immediately "short out." Working together with our dive team we came up with the following steps to survival.

As Bob says, "There are numerous scenarios, but I am going to describe the most likely: The vehicle has just entered the water and is not completely submerged. The car will float from two to ten minutes if doors have not been opened. Automatic windows will usually open until the battery goes dead. Get yourself and all occupants out of your seatbelts. Don't panic-Know that you have time to get out of the car."

"If the window doesn't open, the most effective way to break the glass is with a punch or glass-breaking tool. Most people will not have either tool at hand. Occupants need to find a strong pointed object such as a key, tire tool, rearview mirror handle, the rods from your headrest, etc. (hands alone will not break the glass). Holding the tool in a fist, punch the tool into the corner, not the middle, of the window. Pushing on the glass with a shoulder or hand while punching will be most effective."

"Once all occupants are out and on top of the

vehicle, assess the situation and call 9-1-1 from there. If the car has stopped sinking, it indicates that the water is shallow, so you may be able to wade out to the closest bank, usually the path the vehicle followed into the water. If you are afraid of the water, you can stand or sit on top of the car until help arrives. If conditions require, the driver and occupants can swim to shore."

"In fast water you should stay on top of the vehicle and ride it like a boat until it snags. If the vehicle snags (i.e., on a fence, stump, or the bottom), you should stay on the car until help comes. If you are in fast water and forced to swim you should strip off your clothes. Note: Wet blue jeans create tremendous drag, but wet jeans can also become an instant flotation device by knotting the legs, trapping air in the legs and grasping the waist. (This method is taught in water safety courses.) I recommend floating or swimming with the current, angling towards shore. Never swim against fast water."

"If the vehicle has crashed through ice the occupants should follow the same procedure; however, if circumstances force them to jump they should land flat and roll to the bank so they don't break through ice."

"There may be people who are not ambulatory or who are too overweight to get out the window and to the top of the vehicle. If others are in the vehicle, the most agile person should go out first, assisting the others to crawl through a window directly into the water where they can float."

Working with Bob and then Pendleton Public  
**CONTINUED ON PAGE 26**



### PIONEER VILLAGE

Gateway to Hardy Lake

- LIVE BAIT • TACKLE
- FIREWOOD • GAS
- BIO-DIESEL
- FISHING LICENSE
- HOT FOOD • DELI
- ICE • POP • CHIPS

3614 E. Hwy. 256  
Scottsburg, IN 47170  
PH: 812-794-2769

[www.pioneersvillage.com](http://www.pioneersvillage.com)  
E-mail: [whittymore@pioneersvillage.com](mailto:whittymore@pioneersvillage.com)

## Barton's Bay

Boat Storage and Service


10055 State Road 101  
Brookville, IN 47012  
Phone/Fax 765-647-5647  
E-mail: [bartonsbay@bartonsbay.com](mailto:bartonsbay@bartonsbay.com)  
[www.bartonsbay.com](http://www.bartonsbay.com)

### INDOOR & OUTDOOR STORAGE

"SIGN UP NOW FOR US TO WINTERIZE YOUR BOAT"  
STOP IN OR CALL 765-647-5647

### CERTIFIED SERVICE MERCURY

"Inside Storage" Available



BUILT FOR THE LIFELONG PURSUIT OF FUN.  
MERCURY EFI FOURSTROKES



"WORTH THE DRIVE"

OPEN 7 DAYS



8012 S. NINEVEH RD., NINEVEH, IN 46164

• Guns • Bait • Tackle • Ammo • Archery & MORE

"THE BIGGEST LITTLE STORE IN THE WORLD"

317-933-GUNS (4867)

[www.edstradingpost.com](http://www.edstradingpost.com)



# Indiana Department of Natural Resource News



by **PIO Gary Catron**

## High-tech tools making safer underwater searches

For too many years underwater searches for victims of accidents, crime, or evidence meant utilizing drag bars being towed behind boats or putting scuba divers at risk. Divers would often painstakingly scour the bottom of a body of water in a specific pattern attempting to cover 'every square inch'. Most Indiana waters are classified as 'zero-visibility' so divers need to hug the bottom and use their hands to sweep as they proceed. Add in weeds, cold, anchor rope, fishing line, junk (yes, it's down there too) and this creates real hazards for divers in addition to the expected fatigue.

Indiana Conservation Officers have added two types of high-tech sonar tools making for safer underwater searches. By utilizing sonar technology, a target image is viewed and its location documented in the safety of a boat or on shore. Once this is done, divers can then enter the water and go directly to the item of interest.



ICO David Jackson operating the R.O.V. (Photo by ICO Gary Catron)



The R.O.V. (Photo by ICO Gary Catron)

A device Indiana Conservation Officers began using several years ago is a side-scan sonar unit manufactured by Marine Sonic Technology, Ltd. This system employs the use of a towfish (envision a 42" torpedo) which is towed behind a boat. The sonar images generated are viewed on a laptop computer screen in real-time and recorded, making it possible to map the search area. GPS coordinates of possible underwater targets are easily acquired from the recorded data. Scuba divers can retrieve an item after being placed very close to the intended target. Since these are sonar images and not photographs, it takes a trained eye to interpret what some objects are. This device is capable of covering a good portion of real estate in an efficient time frame.

In September of 2009, Indiana Conservation Officers used one of these units to assist

authorities in Kentucky to locate a suicide victim in the Ohio River, downstream of the Madison-Milton Bridge. One of the ICOs assisting Kentucky authorities was Master Officer David Jackson. According to Jackson, once officers were on the scene and the system put into operation, the victim was located in about 20 minutes without putting responding personnel in danger. Divers were able to retrieve the victim a short time later. It has not been uncommon in the past for similar underwater searches to take days to come to a conclusion.

These side-scan sonar units were made possible through a Port Security Grant and by the Indiana Department of Homeland Security.

The most recent high-tech addition is a remote operated vehicle (R.O.V.) which was also made possible through a Port Security Grant. This underwater robot by VideoRay combines several technologies making it a very versatile tool. The R.O.V. employs the use of sonar and an underwater camera with underwa-

ter image enhancement capability. A 'smart tether' connects the R.O.V. unit with the control station and computer where the operator can view images from the underwater camera and sonar simultaneously on two screens as the unit is being controlled. The 'smart tether' uses GPS technology which aids in providing an exact location of the R.O.V. and gives the operator the ability to map the desired search pattern with excellent coverage with minimal overlap. Data compiled during a search is recorded and items or areas of interest can be marked for diver inspection if warranted.

A mechanical claw is mounted on the front of the R.O.V. and visible to the operator. This claw can be manipulated and capable of retrieving some items. For larger items or items with evidentiary value the R.O.V. can be attached to the item and divers can descend to the R.O.V. by following its tether.

As testament to the versatility of this device, yours truly attended a R.O.V. training session where I witnessed the dexterity of the R.O.V. While scanning a lake bed, operator ICO Jim Hash manipulated the R.O.V. picking up a cigarette lighter which he had located during the search.

The R.O.V. can be operated at a slow speed and images viewed in real-time. This makes it an ideal tool not only for evidence searches but also for the inspection of bridges, boat hulls, locks and dams, and other critical infrastructure and waterway security issues.

These high-tech tools haven't replaced the scuba diver or the peril they sometimes face, but they do promise to provide additional safety and efficiency as scuba divers complete their tasks.

### Should we applaud?

In October Conservation Officers in Switzerland County responded to a poaching in progress call which resulted in the apprehension of three Ohio men. The trio (I cannot use the term hunters) allegedly chose to utilize high-powered rifles to

CONTINUED ON PAGE 26

## Barrett's Deer Processing Walk-In-Cooler



19 Years Experience  
24 Hour - Self Drop Off

**Making: Jerky, Bologna, Salami, Snack Sticks, Breakfast Sausage & Cheese Salami**

DEER CUT & WRAPPED

648 North Shea Rd., Scottsburg, IN  
Phone (812) 889-2820



## Outfitters

12248-143 Ave., Edmonton, Alberta, Canada T5X 3R7  
Licensed • Insured • Bonded

**BEARS ARE ALL WE DO**

Contact: Bob Simpson  
Ph: (780) 456-4827 • Ph: (780) 980-1110  
Fax: (780) 980-1016

[www.oldkoots.com](http://www.oldkoots.com) • [oldkoots@oldkoots.com](mailto:oldkoots@oldkoots.com)



### INCLUDES:

1. Pick up at Edmonton International Airport.
2. All transportation during the hunt.
3. Guiding services and licenses for the duration of the hunt
4. Food and accomodation for the duration of the hunt.
5. Field dressing, skinning, quartering and capping of your trophy.
6. Return to Edmonton International Airport.

## SUGAR CREEK HUNTING PRESERVE MITCHELL, IN

Quality Hunting for Pheasant, Chukar & Quail  
Also Available are European Style Pheasant Hunts  
Clay Target Shooting for Skeet, Trap, 5 Stand, & Sporting Clays

Call: 812-849-2296 Residence  
812-849-5020 Lodge



# Farthing Grocery

Article & Photos  
by Ray Dickerson

My good friends, Penny and Jerry Adams, purchased Farthing Grocery in Rushville, Indiana on July 1, 2010.



Owner Penny Adams at left and at right Fred J. Barnes, employee.

Before I arrived at Farthing Grocery, Penny had left the store, on an errand. Gina Stanley was at the front counter and told me Penny would be back shortly. Gina is the daughter of Brenda and Eugene Stanley, the owners of Farthing Grocery prior to the Adams purchasing the grocery. Gina grew up in the store, currently she works at the Laundromat next door, but helps out in the grocery when needed.

The original Farthing Grocery was opened at 7th and Arthur Streets in the late 30's by Osro and Stella Farthing. Then they moved to the building next door, west of 514 W. 2nd St, the current building was built in 1964 and has been at this location since then. Osro died in 1977 and Stella died in 1992. Their son, Charlie Farthing, took the grocery over from his mother, Stella. Then Charlie sold it to his daughter Brenda Farthing Stanley. Brenda and her husband, Eugene Stanley operated the grocery for ten years, up until Penny and Jerry Adams purchased it.



Farthing Grocery/Restaurant located at 514 West 2nd Street in Rushville, Indiana.

Farthings Grocery is more than a grocery, it is also a restaurant. Since taking over the grocery/restaurant Penny has added pressure fried chicken to the menu. They also serve hand breaded tenderloins, hot lunches, deli sandwiches, fresh meat, salads, pizza, dine-in and carry out.

Fred J. Barnes has worked at Farthing Grocery for 37 going on 38 years. He started working in groceries when he was 13, beginning his career at Conroy's down the street, before coming to Farthing Grocery. He said he knew Farthing had a job opening so he went to the grocery and asked Stella Farthing for the job, she hired him. He's been there ever since. Fred is a jack of all trades, he is the butcher, cook, takes care of the produce, re-stocking, etc.

I asked Fred, "what was the most challenging thing in the grocery business today?"

He replied, "Staying in business competing

with Walmart."

I asked, "You have a lot of loyal people coming to you, don't you?"

He said, "Oh yeah, some of the older ones have died off, but lots of people from the neighborhood shop here, also from the town and those passing through."

I asked about when they served food in their restaurant. Fred told me they serve food all day, 365 days a year, they never close for the holidays.


Penny added they are open from 7 a.m. to 8 p.m. 365 days a year, Christmas, Thanksgiving, all holidays.

I asked Penny if her husband, Jerry Adams, helped at the Grocery too. She told me he did.

Many of you readers will remember the article I did on Jerry Adams a few months ago, he is a very talented Taxidermist. I told Penny that when Jerry  
**CONTINUED ON PAGE 26**



Fred Barnes filling an order at the meat and deli display case.



A well stocked grocery with ample room to shop.



The dining room with booths, table and chairs and counter sitting areas.



## FARTHING GROCERY

Rushville, In

**514 W. SECOND STREET**

**(765) 932-2155**

**HOURS: 7AM - 8PM**

- Pressure Fried Chicken
- Hand Breaded Tenderloin
- Hot Lunches
- Deli Sandwiches
- Fresh Meats & Salads
- Dine-In / Carry Out

**WE ARE A STATE DEER & TURKEY CHECK STATION**

**OPEN 365 DAYS A YEAR!**





# English's Buffalo Farm & Trading Post

Article & Photos by Ray Dickerson

John and Sheila English, own a Buffalo Farm and Trading Post on US 231 just south of US 36 and north of Greencastle, IN. The primary subject of this article is Sheila's craft skills, she makes a good portion of the items sold in the Trading Post. She is very talented, to really appreciate her work you need to visit the Trading Post in person. I have several photos I took of her work and other items sold there, but it would take a 50+ page booklet to fully illustrate her work and inventory.

Items you will find in the Trading Post are Arrow Heads, Beads, Belt Buckles, Books (beading, Indian crafts, Indian & Mountain Men, etc), Cedar Boxes, Clocks, Dream Catchers, Figurines, Flags, Lean To Greeting Cards, Jewelry, Kits, Patters (Indian Costumes Mountain Men), Plaques, Poster Prints, Pottery, Puzzles, Stationery, Suncatchers and much, much more.

Also at the Trading Post you can buy Buffalo meat, a healthy alternative. Farm hours are Friday,

## FARM TOURS



A beautiful set of earrings Sheila hand crafted.

Saturday & Sunday Noon to 5 p.m. Open most afternoons - call for hours.

Summer hours, they have a concession wagon, the Trading Post may be closed when they are out on events. Check their link on their website for their events schedule or call before making the trip.

For more information contact 765-522-7777 or check website: [englishsbuffalofarm.com](http://englishsbuffalofarm.com)

Address: John & Sheila English, 6432 N. US Hwy 231, Bainbridge, IN 46105



Lean To greeting cards.



Farm Tours available \$4.00 Each, groups welcome, Lunch and Tour available for groups - see our website. After January 1, 2011 tours will be \$5.00 each.



Beads, bones, sinew and everything you need to make your own accessories and clothing adornments.



Buffalo Mounted Heads



**S.C.I. Official Scorer!**

765-561-3354



**Jerry ADAMS TAXIDERMY**

[www.jerryadamstaxidermy.com](http://www.jerryadamstaxidermy.com)

**Jerry Adams**

551 East Cameron Drive

Rushville, IN 46173

Phone: 765-561-3354

eMail

[jerry@jerryadamstaxidermy.com](mailto:jerry@jerryadamstaxidermy.com)

**S.C.I. OFFICIAL SCORER**

Give your trophy

the recognition it deserves



Pottery, Skulls, Books and much, much more.

## D & J's CORNER MART



**DEER & TURKEY CHECK-IN STATION**

Eat In or Carry Out "Good Food"

- Hot Soup & Coffee • Deli Sandwiches • Pizza • Jerky
- Groceries • Produce • Snacks & Drinks • Ice Cream
- Picnic Supplies • Ice • Propane • Gas & Diesel
- Bait & Tackle • Hunting & Fishing Supplies

6581 West 600 S, Mt. Etna, IN • Jct. SR 9 & SR 124

Mon-Thu 6:30a-6:30p / Fri-Sat 6:30a-7p / Sun 8a-6p • Ph. (260) 468-2460





From L to R: Jason, Mark and Ryan Fields, owners of Fields' Outdoor Adventures.

opened for business on June 5, 2010, it is a full service hunting store for the gun and archery hunter.

Mark Fields is Jason and Ryan's father. He attended Ball State and for the past 32 years has been the Probation Officer for Rush County, he works for the courts.

Jason Fields previously worked for Dick's Sporting Goods in the hunting area. He then became on the Pro Staff for several companies traveling with them around the country. Then he went to work for Remington Arms in Madison, NC working three and a half years as a Marketing Merchandiser. Jason is 28, married, has

**CONTINUED ON PAGE 26**



# Fields' Outdoor Adventures

Article & Photos by Ray Dickerson

Mark, Jason and Ryan Fields own and operate Fields' Outdoor Adventures LLP located at 126 South Perkins Street in Rushville, Indiana. They



Jason and Ryan Fields preparing to shoot their arrows in their 12 lane archery range next door to the retail store. They are signing up now for archery leagues beginning in Jan. 2011.

Top Photo: Fields' Outdoor Adventures retail store at right and at left is the Archery Range Middle and Bottom Photos: Fields' has all your hunting needs here, if they don't have it they will find it - see their slogan in article.



Southeastern Indiana's  
Newest and Most Exciting  
Outdoor Adventure Store

**BLACK FRIDAY SPECIAL**  
LIMITED QUANTITIES

Smith & Wesson M & P-22  
**\$429.99**  
While Supplies Last

**"SALES - STORE WIDE"**



**Fred Bear Youth Bows In Stock**



**Ruger LCP .380 \$279.99**



**Marlin 1894 44 & 357 Mag. \$539.99**



**Blazer .22 Cal Ammo \$17.99 Per Brick**



**Mathews Mission New 2011 Bow The Craze \$299.99**



**Taurus Judge 2.5" Chamber, SS \$459.99**



**Henry .22 LR Golden Boy \$399.99**



**Remington 887 Rifled Slug Gun \$399.99**

• Guns & Ammo • Bows & Archery Supplies • Hunting Equipment • Fishing Equipment  
• Live Bait • Hunting & Farm Clothing • Hunting & Farm Footwear  
• Deer/Turkey Check Station • DNR Licenses • Indoor Archery Range

**If we do not have it, we will work hard to get it!!**

**126 S. Perkins St., Rushville, Indiana 46173**  
**(765) 932-3964**  
**www.fieldsoutdooradventures.com**

**"FAMILY OWNED AND OPERATED"**

Open 7 Days a Week  
Mon-Fri 10:00 A.M. - 6:00 P.M. / Sat 8:00 A.M. - 6:00 PM / Sun 1 - 5 P.M. (Other - Call for Appointment)



**Remington Hypersonic Steel Shot 3" \$19.99 Per Box**







**J's Dairy Inn**  
**"A Family Restaurant"**  
 Sandwiches, Soft Serve Desserts,  
 Salads & Sides, Chicken, Catering  
 Highway 44, One Block West of Traffic Light  
 Liberty, IN 765-458-5812  
 Prepared to Order Food  
 Summer Hours, Open Everyday 11 am to 10 pm  
[www.jsdairyinn.com/](http://www.jsdairyinn.com/)

**"ACROSS FROM COURTHOUSE"**

**HOURS:**  
 Tues - Sat  
 5 am to 1 pm  
 Sundays  
 6 am to 1pm

Home Cooked  
**MEALS**  
 Dine-In  
 or  
 Carry-Out



**LIBERTY RESTAURANT**  
 7 West Union St., Liberty, IN 47353  
 765-458-5223

**LAUREL HOTEL RESTAURANT**  
 200 E. PEARL ST. LOCATED 1 BLOCK OFF SR 121  
 IN THE QUAIN HISTORICAL TOWN OF LAUREL, IN

- PAN FRIED CHICKEN
- CHAR-BROILED STEAKS
- SEAFOOD & Much More
- Seafood or Country Buffet, Fri. - Sat. 4 - 9 P.M.
- Full Menu, Sunday 11 A.M. - 8 P.M.

MENUS AVAILABLE, ALSO CHILDRENS MENU  
 FAMILY DINING — LARGE BANQUET ROOM  
 RESERVATIONS WELCOME 765-698-2912  
 Closed MON-TUE HRS: WED-THU 11am-9pm / FRI-SAT 11am-10pm / SUN 11am-8pm  
 Less than 10 minutes from Metamora

**Martino's** *Inside Dining or Carry-Outs*  
 = *Italian Villa*  
 Restaurant & Lounge

**"Homemade Goodness In Every Bite"**  
**Real Italian Pizza • Full Menu**

- LASAGNA
- PIZZA
- STEAK
- SPAGHETTI
- SANDWICHES
- SEAFOOD



11AM - 10PM MON - THURS 11AM - 11PM FRI & SAT  
**765-457-9181**  
 1929 N. WASHINGTON • KOKOMO, IN

**DAIRY COTTAGE RESTAURANT**  
**(765) 647-5451**



**Home Of Flavor Rich Fried Chicken**  
 Complete Line of Sandwiches, JoJos,  
 Fries, Mozzarella Sticks, Onion Rings, Etc.  
 LARGE SELECTION OF ICE CREAM,  
 SHAKES, SUNDAES, CYCLONES  
 1116 Main St. Brookville, IN 47012  
 Est. Oct. 02, 1958



**Kampfire Kookin'**



with Ray McCune

**Kookin' more wild thangs or Time to clean out your freezer**

It's huntin' season and time to clean out the freezer in anticipation of filling it up again. I just know you have an abundance of wild burger (be it deer, elk, bear, etc.) and probably other animal parts that need using up. Here are a few recipes to help with that problem. Remember, you can give it to your neighbors if you can't cook it up fast enough or hold a WILD THANG BBQ party and invite the neighbors.

**HOT DANG THAT'S A WILD CASSEROLE**

("You can use tame meat but it won't taste the same." Compliments of J. K. McCray)  
 1/2 lb. venison (moose, elk, deer, buffalo, reindeer,) burger  
 1/2 lb. hot pork sausage 1 medium onion chopped  
 1 large (12 oz.) bag of wide noodles  
 1 (30 oz.) family size can of tomato soup  
 1 (10 oz.) can Cream of Chicken Soup  
 Salt, pepper, garlic powder to taste  
 Shredded cheddar (or your favorite) cheese

Brown the deerburger and the sausage together. Drain off excess grease. Mix the soups together with the browned meat and add the chopped onion.

Cook noodles until just tender. Add them to the meat/soup mixture. Put into a casserole dish and bake at 350 degrees for 30 to 45 minutes. Sprinkle the cheese on top and put back in the oven until the cheese melts.

**RAY'S MOM'S STEW**

(No fancy name, my mom would say, "It's just plain delicious everlovin' STEW.")  
 2 lb. venison (cut in stew meat proportions)  
 2 tbsp. butter or margarine 1 tsp. salt or to taste  
 1/4 tsp. black pepper or to taste Garlic powder to taste  
 1 tsp. sugar Water to cover  
 6 carrots (cut in chunks about the same size as the meat pieces)  
 3 ribs of celery (cut as above)  
 3 medium onions (quartered)  
 2 large potatoes (also cut as above)

Brown the meat in the butter or margarine, add seasonings, and cover with water. Bring to a boil, turn down heat, and simmer covered until meat is tender (about 2 hours). Add vegetables and continue cooking until vegetables are tender (about 1/2 hour). Taste and add seasonings as needed.

**NOTE:** For a thicker stew, roll the meat pieces in flour before you brown them or after the stew is done, put a tablespoon of cornstarch

in a little cold water and stir until it is dissolved (to prevent lumps). Add mixture to the stew and stir constantly until thickened while it is simmering.

**DEER SWISS HEMMINGHOUSE**

(Modified recipe from a book  
 Brother Of The Woods by R. J. Davis)  
 A thick cut of deer round steak  
 Salt and pepper to taste Garlic powder to taste  
 All purpose flour (not self-rising)  
 1/4 inch of cooking oil in bottom of a Dutch oven  
 1 large can of tomatoes 1 or 2 ribs of celery (diced)  
 1 or 2 medium onions (chopped)

Salt and pepper the steak. Sprinkle on the garlic powder to taste. Sprinkle the steak with flour and pound it into the meat thoroughly on both sides. Heat the oil in a #12 Dutch oven and brown both sides of the meat well and then pour off the excess grease. Add the tomatoes, diced celery and the onions. Put the lid on the Dutch oven and simmer for 2 1/2 hours. The flour in the meat will thicken the tomatoes into a thick rich gravy.

**RAY'S BACK OF THE STOVE MYSTERY SOUP**

(What we sometimes make at Deer Camp.)  
 Keep a large pot of leftover soup simmering on back of wood burning stove. Add extra food from other meals like: (steak, cooked deerburger, cooked ground hog, fried rabbit, broiled squirrel, cooked chicken, scrambled eggs, other soups, gravy, oatmeal, leftover vegetables, etc.) to it from time to time plus a little water now and then along with a shot of vinegar.

There is a part of the deer that is sometimes neglected, trashed, given to the neighbors, or to the dogs. I consider it one of the better parts of a deer and I hate to see anyone just throw it away. No, it isn't the tongue, the kidneys, the liver, or the testicles; it's the rib cage. I salvage the ribs by breaking them away from the backbone and then divide them into smaller parts by breaking the ribs in half and packaging them in Ziploc bags in a size that will fit in my freezer. Later on I use this recipe to make, what I call:

**SIMPLY DELICIOUS DEER RIBS**

(I doubt if you'll ever discard the ribs again.)  
 About 5 lbs. of deer ribs 1 cup chopped onion  
 1 large bottle of French dressing (I have been known to use BBQ sauce) Liquid smoke to taste  
 Mix onion, liquid smoke, and French dressing together. Put the ribs in a container (Ziploc bag will do), pour the marinade over the ribs, cover, and let them set overnight in the refrigerator. Bake at 350 degrees for 30 to 45 minutes or until done in a covered glass Pyrex container or roasting pan in a conventional kitchen oven or in a #12 foil lined Dutch oven in Deer Camp - (the foil makes for easier cleanup).

To maintain a 350-degree temperature in a covered Dutch oven, I put 9 - 10 hot charcoal briquets under the Dutch oven and 15 - 16 on top. Make sure you use a windscreen to maintain the heat longer.

**VENISON MEAT LOAF**

(Another 'simply the best' recipe.)  
 I've published this recipe before but got a call requesting it again and they asked if they could use regular hamburger. The answer is yes and here it is.

1-envelope Onion soup mix.  
 2 lbs. deer burger (or regular hamburger)

CONTINUED ON PAGE 27

**HEARTHSTONE FAMILY STYLE DINING**  
 Located on U.S. 52 At The East End Of Metamora  
**"OPEN TUESDAY THRU SUNDAY AT 11 A.M."**  
 Specializing In Pan-Fried Chicken, Country Cured Ham Catfish And Char-Broiled Steaks

**FRIDAY SEAFOOD BUFFET**  
 4:00 P.M. to 10:00 P.M.

**SATURDAY COUNTRY & SEAFOOD BUFFET**  
 4:00 P.M. to 10:00 P.M.

**SUNDAY COUNTRY BUFFET**  
 11 A.M. to 8:00 P.M.

GROUP RATES and RESERVATIONS AVAILABLE  
**PHONE AHEAD FOR CARRY-OUT MEALS CALL 765-647-5204**  
 OPEN 5 DAYS WED - THUR 11 AM - 9 PM / FRI & SAT 11 AM - 10 PM / SUN 11 AM - 8 PM



# Fishing Lake Michigan



by Capt. Mike Schoonveld

## Has This Happened To You?

Most fishermen will tell you any day out fishing is better than most days on shore. Unless, of course, they got stranded in a storm because they didn't check the weather report first; almost sank their boat because they forgot to put in the drain plug; lost their dentures overboard or dropped an anchor on their foot!

If you're a fisherman and any of these situations sound familiar, you're not alone, according to an online survey of more than a thousand boaters/anglers conducted by a major insurance company. The survey asked questions to find out their most common, humorous, and sometime painful misadventures at sea.

The survey uncovered more than a few embarrassing slip-ups. Twelve percent of boaters say they've slid into the water when launching their boat because they didn't realize how slippery the ramp was. Boaters also got unexpectedly wet when they tried to jump from their boat to the dock but wound up in the water instead (7 percent).

The most common mistakes boaters made while at the helm of their boats include running aground or getting a line caught in the propeller (both 15 percent). Twelve percent of boaters admit they couldn't restart their boats because they accidentally left the kill switch on.

Fortunately, some of the most painful mistakes are also the least common. Two percent of boaters say they've dropped an anchor on their foot, and one percent of boaters admit they've run over someone's foot because they were not paying attention when driving their trailer out of the water. I'd say there's at least partial blame to the person owning the smashed toes in this case.

Losing items overboard seems to be a common mistake. If the figures are correct, lake bottoms are littered with hats, sunglasses, fishing gear, towels and 2 percent of the survey takers admitted losing wedding rings. Filing the claim with the insurance



Adequate boat insurance is as necessary as insurance on autos and homes. . (Mike Schoonveld Photo)

company is one thing, filing it with the spouse is likely a totally different story. One boater owned up to losing his hearing aide and another his false teeth.

Everyone has made mistakes with their boats and, as the survey shows, some of them can be pretty amusing. Boating mistakes can also be costly. That's why it's so important to make sure you have the right boat insurance. Since the survey was conducted by an insurance company, it's understandable the survey asked boaters about their insurance coverage. If you're going to have boating blunders, you want to make sure you have the right coverage, they want to be the company which sells it.

The survey found 24 percent of the survey takers did not have boat insurance. Of those who did, 42 percent simply added their boat onto their homeowners policy. Boaters who choose this insurance option are missing out on a lot of specialized coverages that are only available through specialty boat insurers.

Examples of specialized boat coverages not available through a homeowners policy include personal effects and fishing equipment coverage; coverage for fuel spill clean-up and wreckage removal, on the water towing and even on the road towing. The survey found that, of boaters who had to replace their boat due to damage or theft, 37 percent said their insurance did not adequately cover their losses. Check your policy or contact your agent to see exact-

ly what is and what isn't covered before deciding your coverage is adequate.

The survey was conducted as a lighthearted way to point out that while boating is a lot of fun boaters should be aware of the risks and act accordingly, both by being careful and by making sure they're protected in the event of a mishap.

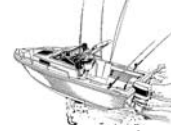
Speaking of fun...several boaters surveyed said the strangest thing they'd ever done on their boat was to take off all their clothes. The most common mistake--listed by 40 percent of boaters--was getting sunburned. Could there be a connection?

THE END

## INDIANA'S NORTH COAST CHARTER ASSOCIATION


Experience Lake Michigan Fishing With Indiana's Finest Fishing Fleet

- SALMON
- TROUT



- PERCH
- SCUBA

www.charterfish.org



### MIDDLETON TOOL SHARPENING

630 N.W. 5th STREET  
RICHMOND, IN 47374

LARRY MIDDLETON

962-6996

COMPLETE SHARPENING SERVICE

## SUMMIT LAKE BAIT & TACKLE, LLC

5180 Messick Rd.  
New Castle, IN 47362  
(765) 766-5158



Azure & John Cross  
New Owners

- Primitive Camping • Camping Equipment
- Propane • Groceries • Boat Storage
- Live & Artificial Bait
- Hunting & Fishing Licenses

summitbaitandtackle@hotmail.com

## CAPTAIN MIKE SCHOONVELD


AFFORDABLE

LAKE MICHIGAN SALMON FISHING IN INDIANA

FOR 1 TO 4 PEOPLE

Tackle Furnished, Fish Cleaned

www.brother-nature.com



Brother Nature Charters  
1-877-SALMON-5



# Steve's MARINE

**BROOKVILLE LAKE**

1156 W. DUNLAPSVILLE RD. LIBERTY, IN **765-458-7527**






**LUND**  
The Ultimate Fishing Experience







**Mendenhall**  
*True Value*  
 Help Is Just Around The Corner.

**HUNTING LICENSES**  
**DEER CHECK-IN STATION**  
**DEER WHISTLES IN STOCK**

 125 S. W. 5th Street  
 Richmond, IN 47374 **FISHING LICENSE**  
**765-962-4842**

 **McDonald's**   
*Bait and Tackle*

Live & Artificial Bait  
 Fishing & Hunting License  
 Open 7 Days 6:00 a.m.

"Deer and Turkey Check Station"  
 Home Processing Supplies  
 Excellent Sausage & Jerky Seasonings,  
 Casings, etc. — "Check us out"

15 W. Grant Street  
 Knightstown, IN 46148  
 765-345-2074

**REM-BU**  
**Gun & Archery Shop**

- Guns • Archery • Ammo • Shooting Acc
- Scope Mounting • Recoil Pad Install
- Drill & Tap • Bow Repair

Buy, Sale, Trade  
 Consignments  
 Appraisals  
 New, Old, Odd & Otherwise

Mathews & Mission Archery Bows

DEER & TURKEY  
 CHECK-IN STATION

115 West 7th Street  
 Connersville, IN 47331  
 765-825-2613



**Bozarth Country Store**  
 On The SALAMONIE RESERVOIR

|                  |   |   |
|------------------|---|---|
| Fishing Tackle   |  | LARGEST Selection of Cast Iron                        |
| Hunting Equip    |   | BOZARTH CRAPPIE TOURNEYS<br>Watch For 2011 Dates Here |
| Camping Supplies |   | Info Call Ryan 765-981-4522                           |
| Boating Equip    |   |   |
| Save BIG         |   |   |

**Breakfast & Sandwich Menu**

Tenderloin/Fries/20 oz Drink - \$6.00  
 Hamburger/Fries/20 oz Drink - \$4.50

Many Other Great Food Items

1 mile east & 1 mile north of Lincolnville



**We Have A Large Breakfast & Sandwich Menu**

|                                     |   |                            |
|-------------------------------------|---|----------------------------|
| Campstore / Grocery                 |  | Hunting Check In Station   |
| Fishing Tackle, Live Bait & License |   | Banquet Room w/Kitchenette |
| Camping & Hunting Supplies          |   | Arcade Game Room           |
| Cold & Hot Drinks                   |   | Showers (All Year)         |
| Ice - Pizza - Sausage - Hot Dogs    |   | Boat Storage (Inside)      |
| Snacks & Sandwiches                 |   | LP Gas Refill Station      |

765-981-4522  
 7309 East 400 South  
 Wabash County  
 Lagro, IN 46941

We Proudly Carry Bass Pro Products  
 Save on Shipping



Open All Year - 6:00 AM to Dusk

**Outdoors Tales**



by Phil Junker

**Writer's vehicles seem to attract deer**

Am I an expert on deer-motor vehicle accidents? Apparently not. My guess was that Indiana is one of the state's where motorists are most likely to have a vehicle encounter with a deer.

Sure, I'm an old codger. Still my collisions with whitetails seems excessive. Fortunately, most drivers are less likely to collide with a deer than me.

Over the years, I've had more than my share of accidents involving deer. I think my number is somewhere around 13 or 14. Maybe it is because I've lived many of my years in a rural setting, and also because I seem to put a lot of miles on a vehicle. Otherwise, I have a good driving record, and fortunately I haven't collided with any deer for a number of years.

Once, I drove 2,000 miles on a fall hunting trip only to hit a deer about a mile from my house on the return trip. I even installed deer whistles on my car and had one of them knocked off when I collided with a small buck.

So when I hear or read about wildlife officials issuing their annual fall deer warning, it catches my attention and is something worthy of passing along to readers.

Deer were more active earlier this year due to the earlier than normal harvest.. That meant more opportunity for early season bow hunters, but it also meant more chances of deer-auto collisions. Whether there actually have been more incidents isn't yet known.

Recently, I received a news release from an auto insurance company about states where drivers are most likely to strike deer. I just assumed Indiana would be near the top of the list--at least somewhere in the top 10. To my surprise I was wrong.

While the number of miles driven by U.S. motorists over the past five years has increased just two percent, the number of deer-vehicle collisions in this country during that time has grown by 10 times that amount.

Using its claims data, State Farm®, one of the nation's largest auto



An early deer harvest and hunting season have deer on the move, and that can lead to collisions with trucks and cars. Hoosier motorists rather frequently hit deer, but Indiana is not one of the top states for deer-vehicle accidents. (Photo by Phil Junker)

insurers, estimates 2.3 million collisions between deer and vehicles occurred in the U.S. during the two-year period between July 1, 2008 and June 30, 2010. That's 21.1 percent more than five years earlier.

To put it another way, according to State Farm, during your reading of this paragraph, a collision between a deer and vehicle will likely have taken place (they are much more likely during the last three months of the year and in the early evening).

For the fourth year in a row, West Virginia tops the list of those states where a driver is most likely to collide with a deer. Using its claims data in conjunction with state licensed driver counts from the Federal Highway Administration, State Farm calculates the chances of a West Virginia driver striking a deer over the next 12 months at 1 in 42.

Iowa is second on the list. The likelihood of a licensed driver in Iowa striking a deer within the next year is 1 in 67. Michigan (1 in 70) is third. Fourth and fifth on the list are South Dakota (1 in 76) and Montana (1 in 82).

Pennsylvania is sixth, followed by North Dakota and Wisconsin. Arkansas and Minnesota round out the top 10.

The state in which deer-vehicle collisions are least likely is still Hawaii (1 in 13,011). The odds of a Hawaiian driver hitting a deer between now and 12 months from now are roughly equivalent to the odds of finding a pearl in an oyster shell.

So where was Indiana on the list? The state was in the middle of the pack, with one chance out of 160 drivers of colliding with a deer during the past year. Kentucky had a rate of one out of 161, and Ohio was one out of 121.

Don't become one of the "ones" in the statistics. Be especially cautious during early evening through a couple hours after dark.

###

**WOODS DANGER** -- And you thought the tentacles of the Mexican drug cartels are all south of the border. Think again.

Locals have grown marijuana in state and the Hoosier National Forest for a number of years, but

CONTINUED ON PAGE 27

**Ludco Gun**

146 W. Washington St. Parker City, IN 47368  
 10 Miles East of Muncie, IN Since 1972

**OVER 2500 GUNS IN STOCK**  
**OVER 750 HAND GUNS IN STOCK**

NEW & USED GUNS • HANDGUNS • RIFLES • SHOTGUNS  
 AMMO • SCOPES • HOLSTERS • KNIVES  
 BLACK POWDER GUNS • RELOADING SUPPLIES • GUNSMITH SERVICE  
 COON HUNTING LIGHTS • GAME CALLING TAPES  
 LIVE BAIT & TACKLE • ARCHERY SUPPLIES  
 WHITE'S METAL DETECTORS

OPEN 7 DAYS (765) 468-8136 1-800-241-3695  
 WEBSITE: WWW.LUDCOGUNSHOP.NET



## Talking Leaves



by Golden Eagle

### The Moon of Long Nights

It seems that the older I get, the more tired I am. I can understand why the people hibernated in the winter. The snow piled on the lodge helped to hold in the heat. Wood stored inside was used to make hot coals to stoke the heat. A supply of pemmican helped ease the hunger. Sometimes. If you were young and not sleepy, grandfather would sit up with you and regale you of tales of his youth, somewhat improvised in a way that improved them with each telling.

All my granddaughters have their own lives..jobs, school, boy friends...They don't come around as much as they used to, maybe they've heard my stories once too often. Bottom line is that my life has settled down to eating, sleeping and playing with my computer. I write and rewrite chapters of my novel adding new details obtained from my research. Of I have to come up with something each month for my Talking Leaves column in the Gad-A-Bout.

Many of you know about the vision I had at Sun Watch Village, a number of years ago. I saw the original people gathered by the fence looking out at the contemporary visitors, who walked where they walked almost eight centuries ago. Later they came to me again in a dream, asking me to help them make these modern visitors aware that they too were once living beings, who loved and hated, had families and were in always living human beings. I wrote a play about them but there was no money to produce it at Sun Watch, maybe someday a generous person might sponsor it. Anyway I just heard that the Ohio Valley Paranormal Investigators may come to the village and conduct an investigation to see if they are able to identify and possible paranormal anomalies. They agreed that they would not advertise their investigations in any way. Once they have completed their work, they will review what they have recorded and share with the American Indian Advisory Committee, (of which I am a member) and then at that point the AIAC can review what they have come up with and decide on where to go from there. If they

### H.M.S. ENTERPRISES

PRESENTS STORIES BY  
**GOLDEN EAGLE**

Here is a unique tape which includes favorites such as Grandmother Turtles Stories, the Boy Who Was Afraid of Animals, Burnt Face and many others.

Special Gad-a-bout price of only \$10.00 plus postage and handling fee of \$3.00. Call (513) 827-6151 weekdays from 10 a.m. to 4 p.m. to order.



## The Order of RED MEN

Greetings: Brothers!

The Great Council of Indiana Improved Order of Red Men was held in Indianapolis from Thursday, Oct.21 through Saturday, Oct.23. Great Chiefs from Anderson, Indianapolis, Decatur, Brookville, New Albany, Monticello, and Richmond attended. Our Great Incohonee (Paul Sadowski) and our Great Junior Sagamore (Malcolm Greene) of the Great Council of the United States were also present. The Pocahontas (Women's Auxiliary) from all over the state held separate meetings. There was a joint service honoring the Past Great Chiefs who had been called to the Spirit World this past year.

Our Great Incohonee (Paul Sadowski) and our Great Junior Sagamore (Malcolm Greene) of the Great Council of the United States were also present.

Red Men meetings were held at the Council Fire which included committee reports, including the budget, and nominations and elections were held for state officers. Lunches and banquet were held. A hospitality room was open for food, fellowship, and games.

Over \$3,300.00 was raised for Alzheimer's Research which since 1990 the Great Council of the United States and The National Alzheimer's Association has formed a partnership for the prevention, treatment, and a cure for this disease. In the last few years, nationwide over 2 million dollars has been raised! Locally there are other worthwhile charitable projects supported.

We need your help. Every brother and sister is important and is welcomed as a member. We are chartered by Congress and our fraternal organization is the oldest in the USA. We need more members both

← **RED MEN CONTINUED**

have some positive results it would reinforce my vision and the ancient peoples request.

This happening occurred last month but was too wonderful to leave out. We have two man made lakes within 'spitting' distance of Triple Creek. One is to the south; the other to the east. Each of them have large resident populations of Canada Geese. Whenever I see a group fly over in 'V' formation I have to stand and watch. There is a restaurant by one of the lakes which is my favorite eating place. After the 'gosling's' hatch you have a hard time getting down the lake road, because the adults are very protective of their young and will hiss at automobiles that attempt to pass while their 'parade' is crossing over. But I digress. I was out front of the 'big house' when I heard their call. I looked up and rising from the direction of the lakes were two large flights of geese. The leaders in the front 'V' calling out to the laggards to 'get with it.' I'm sure, as well organized as they were, that this years crop of gosling's were safely mixed in with their elders. Although, I'm equally sure that some of last years males were up there, working their wings to stay up with the leaders. The future leaders of the flock attempting to prove themselves. My good friend, Geese Flying Over, would have been very pleased by the sight of them on a chilly Fall day.

*"Oh, my heart knows what the wild goose knows,  
And I must go where the wild goose goes.  
Wild goose, brother goose, which is best?  
A wanderin' fool or a heart at rest?"*

new and reinstated if we are to survive, otherwise we will vanish and be no more.

In Richmond, we meet the third Thursday of each month at 6:00 pm at MCL Cafeteria to eat, and our Council Fire is lit at 6:45 pm. and quenched at 7:30 pm.

May the Great Spirit always be with you in your journey of life. Look for us on the internet at [www.RedMen.org](http://www.RedMen.org). and/or call Malcolm Greene 765-259-1958.



**BANKRUPTCY ATTORNEY**

**DAVID A. FEDERICO**

Both Chapter 7 and Chapter 13

Friendly personal attention from an  
experienced attorney

49 East Main Street in Hagerstown

765-489-5888

**FREE CONSULTATION**

**"PROTECT YOUR FINANCIAL FUTURE"**

This advertisement is for a debt counseling provider

## KOKOMO MARINE SALES & SERVICE



**MERCURY**  
MerCruiser

**LOWE**  
BOATS

**MERCURY**  
Outboards

**33 YEARS OF MERCURY MARINE SERVICE**  
**Mercury / Mercruiser Master Technicians**

• Spring Tune-ups • Storage  
2000 North Phillips - Kokomo, IN  
(765) 457-2202



**SAVE A LOT**  
**Don't Pay A Lot!**


MON. - THURS. 8 A.M. - 8 P.M.  
 FRI. 8 A.M. - 9 P.M. • SAT. 8 A.M. - 8 P.M.  
 SUN. 8 A.M. - 5 P.M.

11143 U.S. 52  
 Brookville, IN 47012  
 (765) 647-2781






# Misfires & Snags



by Dan Graves

## From the Frying Pan Into the Fire

We've all had one of those days when nothing goes right. The kind where the car breaks down, your own dog bites you, and your stock in Amalgamated Silver Mines of New Jersey drops to five cents a share. But, what about a whole summer of those kinds of days? Now, I'm not a whiner, but I can attest to the fact that for some people it would be a good idea to take a lesson from bears and hibernate during fishing season instead of trying to beat the bad luck or good luck odds.

It all started sometime in June when, while fishing with Rollin. His boat is equipped with all the latest electronic gadgets to outsmart fish, but I've often wondered why it's necessary to use such sophistication to outwit something with the I.Q. of a bowling ball. Or, is that true? Are fish smarter than we give them credit for? Can a school of crappie sense the electronic impulses from a fish finder and then head for less technologically disturbed waters? All I know is that Rollin will often say that there are a large number of fish directly under the boat. He has two screens aboard, one on his end and another on mine, but all I see are a lot of black lines that look like the rendition of a spaced out modern artist on a mind altering drug.

"How do you tell what's a fish on this thing?", I've asked a number of times.

"They show up as either individual blips or pods of black on the screen" he replies.

"Man, if that's the case, I've got a fully grown male sperm whale on my end of the boat. You have a harpoon aboard?"

And so it goes every time he and I fish. He catches fish off the bow of the boat while I sit at the stern, watch the screen, and catch nothing. Actually, every once in a while I snag an eight inch crappie that just happened to get entangled in my line while Rollin, perched in his captains chair on the bow and using a rod in either hand is pulling them in two at a time. Now, I don't mind being skunked in fishing, but when other things go wrong I can't help but to get upset.

A few weeks ago I sold the boat we've had sitting in the drive with a For Sale sign on it for the past two years. Since my opinion of boats ranks

slightly lower than many people's opinion of the Dow Jones average, I breathed a huge sigh of relief. Admittedly, it was a beautiful fish and ski boat equipped with a fish finder, a big hunk of engine and a real aversion to allowing me to back it down the loading ramp into the lake. And, when it came time to put it back on the trailer, I would have soon tried to put an aircraft carrier into a Dixie Cup. However, less than two weeks later my beloved other half had found a (I hate to say it) pontoon boat for a real bargain price (all you single guys, take my advice. If your intended has any more interest in anything other than knitting, pack your bags and head for Alaska).

So, we (and I say "we" with tongue in cheek) are now the proud owners of something that is twenty four feet long, eight feet wide, and equipped with enough creature comforts to qualify as the honeymoon suite at any luxury hotel. With seating for twelve, a large fiberglass canopy overhead, an FM radio with tape deck player and speakers both fore and aft, courtesy lights, navigation lights and docking lights and a swiveling captains chair in front of a fully instrumented control console, I feel like Captain Ahab on a mission to capture the great white whale in a luxury yacht.

On my first mission with this behemoth, all I had to do was motor the length of the lake and dock it at the marina. That sounds simple to those of you who have piloted one of these things for awhile, but for me the dock looked like it was only one foot wide and three feet long. Sloooooowly, carefully, I nosed up to the thing and missed it by at least two feet, not on the water side, but instead, banged the bow into the end of the dock. If you've ever heard the sound of twenty four feet of big hollow aluminum pontoons smacking a sturdy aluminum dock at five miles per hour, you'll remember it for the rest of your life. Fortunately, there were no witnesses as I backed out and successfully put the thing where it belonged. Subsequent tries at docking it have worked a little better, but other boaters are still giving me a wide berth when I pull into a cove.

It's confession time. I have to admit that in spite of begging my wife for a Krieghoff or a Perazzi side-by-side double barreled shotgun to use in shooting sporting clays, or a Barret Model 82A1 in .50 BMG for ultra-long range groundhog shooting, she did insist on another floating device. It's embarrassing, but I'm almost enjoying using this behemoth on the lake. She packs a cooler with cheese and crackers, a few soft drinks, sets up the table on the deck, puts in a tape of Nervous Norvis and His Nasty Neurological Nine and we motor around in the evening listening to soft music and waving at the other contented pontoonists while dining on CheeseWhiz and Pepsi.

But now I have a problem. I've seen Rollin a few times and watched as he pulls in two crappie at a time while I listen to Nervous Norvis. Do any of you pontoon users have any suggestions as to how I can fit a trolling motor and a fish finder to this thing? And, I would appreciate any advice on how to tell my wife that I would rather fish than dance on our spacious deck. ■

**Red Barn Bait Shop**



Hunting, Fishing, Camping,  
 Guns, Ammo & Accessories  
 Buy - Sell - Trade  
 Open 7 Days  
 Phone: (812) 883-6483

*For all your hunting & camping needs stop by the Red Barn*  
 3 1/2 Miles North of Salem on SR 135



**Frame's Outdoor**

- Fishing, Hunting
- Fort Knox Gun Safes
- Cooper Custom Rifles
- Camping, Firewood
- Live Bait

Whitewater State Park  
 Brookville Lake  
 Hunting & Fishing Headquarters  
 Deer and Turkey Check-In Station

Call: 765-458-7227  
 855 South State Road 101  
 Liberty, IN 47353  
 Website: [www.framesoutdoor.net](http://www.framesoutdoor.net)  
 E-mail: [framesoutdoor@aol.com](mailto:framesoutdoor@aol.com)

**Best STOP Auto Care**

2 Salisbury Rd., Richmond, IN

**Complete Auto Service**

- Tune-ups
- Brakes
- Transmissions
- Major engine work
- Cooling system service

Courteous, Friendly Service  
 Questions? Just Ask! We're Here To Help!  
 Pick up & delivery service available

CALL US TODAY  
 765-935-3849






INDIANA DEER & ELK FARMERS' ASSOCIATION

[WWW.INDIANADEER.NET](http://WWW.INDIANADEER.NET)

[www.indianadeer.net](http://www.indianadeer.net)



## Outdoors



With Rich Creason

### Crappie, Frogg Toggs & Cane Creek Canyon

The fog was so thick over the water, Don could hardly see to back the boat into the lake. Fortunately, the sun was starting to break through and we had our sunglasses ready. The crappie were about to get a closer look at that sunshine.

As with many of our outdoor trips, we collected information to help make our choices at either the Cincinnati Travel, Sports & Boat Show (coming January 14-16 & 19-23, 2011) or at the Indianapolis Boat, Sport & Travel Show (coming February 18-27, 2011). Most of the information (and much more!) on North Alabama in this article was gathered at the Alabama Mountain Lakes Tourist Association booth in the Pepsi Coliseum at the Indy Show. See their website at [www.northalabama.org](http://www.northalabama.org).

The night before we challenged the crappie, we were heading west on SR 72 toward Tuscumbia, Alabama to spend some time seeing the sights and later in the week attending the South East Outdoor Press Association annual conference. We were approaching the beautiful (inside and out) ColdWater Inn where we would be spending the next two nights while visiting Colbert County. This county is home to the Alabama Music Hall of Fame (right across the street from the ColdWater), the Helen Keller Home, the Coon Dog Cemetery, and many other attractions, some which we would be able to see.

A couple hours after checking in, we met Susann Hamlin, our friend and Executive Director of the Colbert County Tourism & Convention Bureau at the Rocking Chair Restaurant, next door to the ColdWater. We were joined by several other outdoor writers. This rustic eatery had great food and large portions (my favorite!) and my iced tea glass was never empty.

Next morning at 6:30, Don Lindley, our fishing guide for the day, picked us up for the great crappie hunt. We would be fishing a small chain of lakes (Bear, Little Bear, Upper Bear, and Cedar Creek). After putting the boat in the water, we had hardly left the dock before he began rigging our poles with a jig and minnow combo. We had two poles each, resting in rod holders while I rested in the chair. My nap lasted about two minutes before several of the poles started dancing. About 100-200 fish later, we decided to call it quits. We kept about 25 nice eating size to freeze and take home with us. To contact Don or his son Kevin who both guide for bass and crappie, call 256-381-4994 (Don), or 256-314-6071 (Kevin).

Day two found us on a short drive to Cane Creek Canyon Nature Preserve just outside

Tuscumbia. This is a private 700 plus acres owned and operated by Jim and Faye Lacefield (256-381-6301, [lancefiel@hiwaay.net](mailto:lancefiel@hiwaay.net)) and it is free to the public. Both are extremely knowledgeable about the rocks, many wildflowers, and several rare plant species on the property. They offer self guided Natural History Hikes with notes about waterfalls, archeology, geology, biology, overlooks, wildflower areas and much more. They joined us on the tour and explained in detail a lot of the features since I have also studied geology, biology and related areas. We were especially interested in hearing about the three sightings of mountain lions on their property.

Jim and Faye showed us cliff overhangs which were used as shelter by early inhabitants. (These shelters have produced some of the earliest Carbon-14 dates for human occupation in Alabama and campfire charcoal from cave floors have dated to 10,000 years ago.) Some primitive camping is allowed in the preserve for those wanting more time to observe the area. This canyon is definitely on our list for a return trip.

We visited the Coon Dog Cemetery (seen on the movie Sweet Home Alabama) and were so impressed I will be writing a separate article on it in the near future. Also in Colbert County is the Rattlesnake Saloon. This one-of-a-kind restaurant is located under a huge rock overhang which has a waterfall coming off the edge. You park your car and are taken to the dining area in the back of a large pickup truck. Our only problem was they are only open Thursday thru Saturday and we were in town on Tuesday. Check out the website at [www.seven-springslodge.net](http://www.seven-springslodge.net) or Google Rattlesnake Saloon for a view of some really unusual restaurant pictures.

We met with Susann and her husband, Bryan, plus more writers for an evening meal at a local Japanese restaurant (which I have lost the name of, but Tourism would know). They gave us a one sheet menu of sushi. Fortunately, (for me) they also gave us another menu of cooked food. Everyone ordered different entrees and we ended up sharing most of the huge servings. Everything was excellent even if I didn't know what some of it was! For more attractions (and food) in this area, contact [www.colbert-countytourism.org](http://www.colbert-countytourism.org) or call 800-344-0783.

The next morning found us on the way to Huntsville, AL to attend my conference. Four days of seminars, more food, fun evenings, and some time to visit a few local attractions.

My wife and I had been wearing raingear (pants and jackets) called Frogg Toggs for about 14 years. These are outstanding for protection from the rain, but also make a great windbreaker. The suits are always in a backpack in my truck and have protected us while fishing, hunting, hiking, metal detecting, canoeing, and other outdoor activities. They are extremely lightweight, with a hood, and durable enough to last through over a decade or our wanderings. We found the main warehouse (they have two) was in Arab, Alabama, just a half hour from Huntsville. We decided to visit.

William Fowler, the Marketing Director of Guntersville Breathables, Inc. took us on a tour of the facility, showing us Frogg Togg products I had never seen. Some were lighter weight than ours, some heavier, some made especially for motorcyclists, hunters and fishermen. They also had hats, neck coolers, and other items. We

walked along several aisles with cases of the rain wear stacked floor almost to ceiling from one end of the building to the other being shipped to Bass Pro Shops and Gander Mountain and Academy Sports & Outdoors (a huge company covering most of the southern states). Check out all the Frogg Togg products at [www.froggtoggs.com](http://www.froggtoggs.com) and look for them at the Sports Shows.

An evening banquet under the awesome Saturn 5 rocket at the US Space and Rocket Center in Huntsville opened our week there and it was our last sight as we drove out of town on our final day. A visit to [www.huntsville.org](http://www.huntsville.org) or phoning 800-843-0468 can start your visit to the outstanding activities available in North Alabama.

The author may be reached at [eyewrite4u@aol.com](mailto:eyewrite4u@aol.com).



Top: Susie and I look over a tailgate full of future dinners. Coon dog cemetery sign. Bottom: This is the home of over 200 qualified coon hounds. Flowers are on every grave site in the coon dog cemetery. (Photo by Rich Creason)

**LOG HOME CENTER**

Local distributor of

**PERMA-CHINK SYSTEMS, INC.**

Located 4 miles East of Noblesville on Rt. 38  
773-3268 or Toll Free 1-800-773-6223

**SALES SERVICE RENTALS**

**dry dock MARINA**  
at Prairie Creek

**PONTOONS, BOATS & MOTORS**

6700 S. CR 560 East  
Selma, IN 47383  
PHONE: (765) 286-4976 FAX: (765) 286-4981  
E-mail: [drydockmarina@aol.com](mailto:drydockmarina@aol.com)  
Hours: Mon. - Fri. 9:00 AM - 5:30 PM Sat. 9:00 AM - 3:00 PM

**25 Years of Technical Service on Most Makes and Models**

**Godfrey** 2011 Evinrude E-TEC  
In Stock with  
5 Year Warranty  
15 to 150 Horsepower

**POLARcraft**

**See you at the Indianapolis Boat, Sport & Travel Show**

We are well equipped to take care of your needs, But small enough to care.  
"WE SELL FUN"



# ESCAPE

FROM WINTER

to the

## Cincinnati Travel, Sports & Boat Show®



**GMC**


Presented by your  
Tri-State Buick GMC Dealers.

January 14 – 16 & 19 – 23

also included


## Cincinnati Hunting & Fishing Show®

January 19 – 23



Live!

Kevin VanDam  
Sun., Jan. 16  
Noon & 3 pm



hartproductions.com

Duke Energy Cincinnati  
Convention Center

Save \$3 at Kroger



when you use your Kroger Plus Card.



# Indiana Outdoors



by Joe Martino

## Open your eyes to Blind Hunting

For years I was skeptical of hunting deer from a ground blind. I have often used them for turkey hunting, but for some reason never quite felt that I would get deer to approach them close enough for a shot even if I did my best to conceal them in.

Once my son was old enough to begin accompanying me on hunts at the age of about three or four, I quickly realized that the need for me to use blinds for deer hunting was going to increase dramatically.

To make matters worse, I initially bought inferior blinds because I was squeamish about spending hundreds of dollars for one. Using cheap blinds, I later discovered, was one reason for my lack of confidence in them and only succeeded in compounding my problems with them. Sure, some of them claimed they were easy and quick to



The Wild Thing pack by Blacks Creek Guide Gear makes carrying your blind, stools, weapon and accessories a breeze. (Photos by Joe Martino)

set up and take down, but they proved to be much more difficult to use than predicted, and once up, they proved almost useless when deer got close because they were noisy and flimsy.

I learned the hard way that buying a top-end blind is worth the money. Simply executing a shot is much easier from a quality hunting blind as they will conceal you better and make less noise. My favorite blinds are the Primos Double Bull blinds because of the ability to open windows noiselessly without zippers or Velcro and the fact that these blinds are the most solid, durable blinds on the market. Not to mention that they actually do set up and come down in seconds. With the use of my Wild Thing pack from Blacks Creek Guide Gear I



Quality blinds like the Dark Horse by Primos Double Bull (pictured) can make hunting deer at eye level both more exciting and productive. (Photos by Joe Martino)

have also discovered that I can easily carry my blind, stools, bow and accessories in one easy pack, leaving my hands free and sparing my shoulders and neck from pain. This pack is truly the only one of its kind.

Blinds also fill in the void in situations where there are just no suitable trees from which to hang a treestand. For years I would sacrifice hunting some of the best areas I had simply because I had no where to hang a stand. By doing so, I was missing out on some of the best hunting action on the property.


Unlike turkeys, which will walk right up to a blind that is placed in the wide open, deer may be a little more reluctant, so when after deer, it is best



Close-up of the Primos Double Bull blind. (Photo by Joe Martino)



Primos Double Bull blind set up in cover. (Photo by Joe Martino)



**SCOTT'S GUN & TACKLE**

ULTRA DOG FOOD / OWEN'S DOG BOXES  
 HUNTING LIGHTS / DAN'S HUNTING CLOTHES  
 GARMIN TRACKING SYS. / DOG LEADS & COLLARS

ARCHERY SUPPLIES / BOWTECH BOWS  
 INDOOR ARCHERY RANGE / TECHNO HUNTING SYS.

MUCK BOOTS / RELOADING SUPPLIES  
 LONG GUNS / HAND GUNS / AMMO  
 FISHING TACKLE, SUPPLIES & LIVE BAIT

Under New Management  
 Manager: John Durham

HOURS: Monday thru Saturday 7 am - 8 pm  
 Sunday 9 am - 5 pm

200 N. Highway 3 & 7  
 North Vernon, IN 47265  
 812-352-7075

**HUNTER'S CHOICE DEER PROCESSING**

6164 Highland Center Rd  
 Brookville, IN 47012

**\$65.00**

**STANDARD CUT**

CAPEOUT \$15.00

**765-647-0916**



**IF YOU CHOOSE TO DRIVE IN A DRUNKEN STATE...**



**DON'T DO IT IN OUR STATE!**  
**OVER THE LIMIT...UNDER ARREST**  
**INDIANA STATE POLICE**



if you can set it up, brush it in, and wait for a couple of days before hunting out of it, but this is not always possible. Just be sure to try to conceal the blind as much as possible by setting it inside the timbers edge or in a brushy fence row. Many of the blind manufacturers also make artificial limbs and leaves to help conceal your blind, but natural covers works just as well

Although not always possible, try to position your blind so that your shots will come from in front of you. One of the keys to avoiding detection by game is not having both the windows in front and behind you open at the same time. By only having the ones in front open, the blind remains dark inside, making it more difficult to detect movement from inside. The best blinds are black inside, creating a darker interior. Camouflage will work inside them, but wearing black will make it almost impossible for game to spot you.

Nearly all blinds come with some sort of camouflage netting that covers the windows. The use of this netting is optional and it allows an arrow to pass through without interference. My only advice is to understand that certain types of mechanical broadheads will open up upon coming in contact with the netting. Be sure to check for this if using such broadheads.

Incorporating the use of ground blinds into your hunting repertoire will enable you to be more versatile and effective when hunting in areas without suitable trees for hanging stands. Be careful, though, because once you see how effective and comfortable a quality hunting blind can be, you just may find yourself using it more than you thought.

**MERRY CHRISTMAS**

**Dale Hardy Supplies**

Just 2 Miles North of US 24 on US 35  
**Logansport, Indiana**  
 (574) 753-6843



- Houndsmen Dog Boxes • Cajun Lights
- Nite Lites • Hunting & Trapping Supplies
- Diamond Dog Food • Buyer of Wild Root
- Red Wing Shoes • Carhartts
- Horse Supplies & Tack • Custom Leather



Monday - Friday 9-6  
 Saturday 9-5  
 Closed Sunday

www.dalehardysupplies.com  
 dalehardy\_supplies@hotmail.com



(812) 752-5466  
 800-521-5344

www.candtcycles.net



15% OFF ALL ATV ACCESSORIES IN STOCK  
 10% OFF SPECIAL ORDERS  
 We Service All Major Brands of ATVs  
 From Oil Changes to Complete Rebuilds  
 Hwy 31 S. in Scottsburg, IN. Just Off I-65  
 30 Mife. N. of Louisville — 85 Miles S. of INDY.

**The Simple Life**



by Jack & Leslie Turner

**Honeymoon in Amish Country**

On September 18th, we set out for our honeymoon! The destination- Amish Country.

We traveled approximately four hours to Millersburg, Ohio. During our five day stay we visited the towns of Berlin, Kidron and Holmesville.

There seems to be a lot of "mystique" surrounding those of the Amish faith. And for those of us who are naive to their way of life its difficult to understand their traditions. Some of those traditions include: modest dress, farming techniques of yesterday, simply decorated homes, horse-drawn transportation and longstanding family traditions.

One of the things we noticed about the Amish around the Millersburg area is that many of the family incomes are derived from livestock & crop farming, craft work and baked goods. Some operate lumber companies and hardware stores or run construction businesses. Amish women and teenage girls can sometimes be seen working in family owned restaurants or antique stores.

The Amish women believe that how one lives reflects one's faith. Their clothing is simply another expression of their deepest convictions. They practice humility, simplicity and modesty.

The farming techniques of the Amish in Millersburg seldom include tractors and combines. Instead it's not uncommon to see the farmers using several work horses harnessed to a plow.

Their homes also reflect their simplicity as each are plain and built according to their family's needs. We saw many two-story homes that were absent of color, shudders and unnecessary outside decor. Their homes are also void of electricity as they prefer to use natural sunlight during the day and candles and lanterns at night.

Probably of utmost importance to the Amish are their family traditions which have been passed down through generations. Children are raised to respect and care for their elderly family members as well as being good stewards of what the Lord has provided them. Young girls are taught to cook, sew and do laundry at a very young age.

As we drove through the small towns on Monday we noticed how many homes had clothes hanging on their clotheslines. It appeared to us that Monday is their primary laundry day.

A memorable experience for tourists is witnessing a barn raising. Dozens, if not hundreds, of local residents come together to assist in the building of new barns. Its not uncommon to see thirty or forty men on the roof of such barns. On the ground young males carry lumber and needed supplies to



Ohio Amish country. Top: Amish horse powered buggies. Middle: An Amish farm worked from sunup until sometimes sundown. Bottom: Laundry day on this Amish farm. (Photos by Jack & Leslie Turner)

aid those above. The women prepare lunch and drinks for the men as well as care for the younger children. As part of their stewardship the Amish believe in giving and helping others with their time and resources. It's a lesson we too could learn.

The Amish will start their days work at sun up and often work until sundown with the exception of Sunday which is The Lord's Day. At the end of the day the family will gather at the kitchen table and the father will read a portion of scripture from the Bible.

In Kidron, Ohio we visited Lehman's Hardware Store. It's a 32,000 sq. feet retail store that specializes in products used by the Amish community. It has become known worldwide as a source for non-electric appliances.

We finished up our honeymoon in Port Clinton, Ohio where we enjoyed the beauty of Lake Erie and visited Marblehead's famous lighthouse.

If you've never visited an Amish community we urge you to see firsthand their way of life. It's a slower pace than, what you're probably used to, however we feel it can be a rewarding and relaxing experience for your entire family and create memories that will last a lifetime.

**Marion's Greenhouse**

4 miles North of 256 on Hwy 3, Deputy, Indiana  
**812-866-2856**

**Holiday Hours**  
**November - December**  
 Friday - Saturday 9 am - 4 pm  
 Sunday 11 am - 4 pm

**Fresh Wreaths • Poinsettias**  
**Unique Christmas & Holiday Decor**  
*All of your Gardening Needs*



**S & L ELECTRIC INC.**  
**HEATING COOLING ELECTRIC**  
 A CENTURY OF RELIABLE COMFORT



320 W. MAIN ST.  
 AUSTIN, IN 47102  
 812-794-3260



# Hoosier Horse Happenings



by Rhonda Helming

## Amarillo By Morning.....

Where has the summer gone? It sure has been a great summer for me. As we get ready for our holiday season I have one more adventure to tell you about. Actually I have more than one more, but that will be for another time! I had just gotten back from Bear Ranch Horse Resort and was back at work when I got a text message from another friend of mine asking "Do you want to go to Texas for the day?" Well yes I want to go to Texas but I am not sure how many vacation days I have left. She replies back just a simple yes or no. In the meantime some of the other friends that were invited to go along are texting me and saying is this for real? Yes it's for real. So I proceed to get permission to take a day off work. This is on a Monday and the plan was to fly out Thursday morning early from our local airport. There were six of us all-together and we were flying into Amarillo to watch the AQHA Select Barrel Race and go to the Quarter Horse Hall of Fame and Museum while we were there. Thursday morning rolls around, and at 7am, six wide-awake and ready-to-go ladies are flying to Amarillo. What a trip! I could not believe this was happening!

I am originally from Texas and the town that I was born in is 45 minutes from Amarillo. So I am getting on the phone and calling my brother who lives out there to see what his work schedule was for that day. He tells me he thinks he can get to Amarillo to visit me when he gets off work. I was so excited



Saddle that President Bush rode in. (Rhonda Helming)



Getting ready to Leave Indiana for our trip to the American Quarter Horse Hall of Fame and Museum where the Select Horse Show was being held. (Rhonda Helming Photo)

about this. I haven't seen my brother in about 9 years. Unfortunately those plans fell through, as he wasn't able to get off work in time. But my nephew who I also hadn't seen in years was able to come and visit with me for a while.

While there, we were able to tour the Quarter Horse Hall of Fame and Museum, what an awesome place. On the outside of the building there are statues of the great Quarter horse of our time and from long ago. It tells the history of the American Quarter Horse. There were saddles used by presidents, there were uniforms worn by the jockeys who raced some of the great horses. The bloodlines of all the great founding stallions and mares were there. Some of the art that was on display was just phenomenal! I wished I could afford to have a few of those paintings hanging in my house. The sculptures of the working horse was so detailed, it was like a miniature horse and rider working. At the Quarter Horse Hall of Fame and Museum they also have arenas outside where some of the best-known trainers come and put on live demonstrations for the public to watch. There weren't any the day we were there. We were also able to eat at a place called "Green Chilly Willies", which someone we know had told us about it. The guy couldn't believe that we were from Indiana and in for the day and had heard about his place. The food was wonderful. I would recommend that place to others.

The AQHA Select Race is what we were going to watch. We knew someone who was running the barrels there. According to AQHA the Select Race is "The world's largest, single-breed world championship horse show open exclusively to amateur exhibitors age 50 and older", right up my alley! The event was held at the Amarillo National Center, Amarillo Texas. The person we were going to watch run the barrels and poles actually won the barrel race. It was awesome to watch. There were all kinds of vendors around the top of the arena and on the outside set up and selling their products. I bought myself something and something for my kids back home. While there we were also able to watch some English classes and that was really something to see. Those horses are beautiful! If you are interested in learning

more about this event just go to [www.aqha.com](http://www.aqha.com). This website will give you a lot of info.

When we landed in Amarillo it was 9:00 A.M. and we hit the ground running, and we didn't quit until we got back to the airport around midnight. I didn't get home until 3:30 in the morning! I was exhausted, had to get up and go to work later that morning. Would I do it again? ABSOLUTELY!! I can always rest up, but you never know when I will get this kind of opportunity again.

Enough of my adventures, which I do have one more "Once In A Lifetime" adventure from this past summer and early fall, but that is for another time.

Remember to get your barn and horses winterized! Make sure you have plenty of hay and plenty of shelter for those wonderful animals that take so much from us.

Came across a wonderful quote the other day. I don't know who it's by but here it is... "Live a good, honorable life. Then when you get older and think back, you'll enjoy it the second time."

Until next month stay safe and keep on riding. ■

## COUNTRY MART

### PREMIER AG

LLC

Trophy Rocks \$15.99  
Now Stocking  
Moultrie Automatic Feeders

We carry a wide variety  
of Pet Food

HOURS: Mon - Fri 8-5 / Sat 8 - Noon  
Teri Frye, Retail Manager  
766 W. Main Street  
Greensburg, IN 47240  
Office: 812-663-6411  
Toll Free 800-443-5993  
Website: [www.premierag.com](http://www.premierag.com)  
E-mail: [frye@premierag.com](mailto:frye@premierag.com)

4 Grades Gasoline  
2 Grades Road Diesel

Plenty of Room for RV Fueling

CONVENIENCE STORE OPEN 24 HOURS

CountryMark.

Seating for Dining Inside or Carry Out

U.S. 27 NORTH IN LIBERTY, IN • PH: 765-458-0724

Why Cook Tonight, When We'll Deliver It right?

## Pizza King™

of Liberty

## Lunch & Dinner

11:00 A.M. - 10:00 P.M. SUNDAY Thru THURSDAY  
11:00 A.M. - 12:00 A.M. FRIDAY & SATURDAY

201 North Main Street - Liberty, IN 47353

DINE IN CARRY OUT DELIVERY (765) 458-5775



# Dog Tales



by Alan "Grizz" Smith  
**At a Different Level**

My season is shaping up pretty good so far. We've had some successful hunts and some not so well. My wife's niece and her family have moved back to Georgia. So I've lost several little hunting partners that I really enjoyed spending time in the outdoors with. John Lang the oldest boy stayed on with us and is going to complete his school year here before going back to be with his family. John is a pleasure to have around and I can say with the utmost certainty that he has been bitten severely by the hunting bug. I've got to admit that the girls not being here made my first few hunts without them less than enjoyable. It's kind of funny how attached you can get to a child in 6 months when you are together everyday spending quality time together. I almost feel guilty for being out there without them because I



Results of a morning hunt. Front row (l to r) Mabri Shaffmaster, John Lang, Melani Shaffmaster, Patrick Shaffmaster and his lab Rocco. Back row Chad Dunkel with Gunner, Evan Taylor and Alan "GRIZZ" Smith. (Photo by Alan Smith)

know how much they enjoyed going and find myself thinking of them constantly while in the field. However John's enthusiasm and desire to learn everything that I can teach him has kept me out there everyday that we are able to go.


During the early split we had a good waterfowl hunt. We set up for an early morning hunt for ducks and geese. The ducks were more cooperative than the geese on this hunt. We had a couple of small groups of ducks working the decoys and we scratched a few out and then all at once there were 100+ ducks working the decoys. We landed several and the rest continued circling our spread,

dog for the first time in several years. No squirrel dog means that I've also had to resort back to still hunting, which isn't all bad but I'm just a dog person and would prefer to be out there with a dog. I had a nice hunt with Les Helms a few weeks back. We didn't shoot any squirrels but his little fiest dog "Psycho" made a couple of den trees. It was really windy that day and the squirrels just weren't moving.

I have really been enjoying my time in the woods with John and I have to admit that for the first time in my life that I am happy just watching someone else be successful. I have always based my successes hunting based on the number of animals I took in a season, the size of a trophy or the progress of a hunting dog. For the time being at least those things have taken a back seat and I am now operating at a different level.

no one shot as we were enjoying the flight show. Then a group of 20 or so geese showed up we couldn't get them in though, I believe mostly due to the large number of ducks already on the 1/2 acre pond and in the air, they just moved on. A little bit of over anxious dog work hindered our effort but we managed to take 8 mallards and later added one goose. Not a bad morning. We were limited to four shooters so John didn't get a chance to shoot. After the hunt we found some ducks on a small farm pond that I have permission to hunt on. After putting together a quick plan and giving John a little instruction we put the sneak on them and John shot his first duck. The smile on his face said it all.

At the time I'm writing this we are between the running and kill seasons for coon, therefore



John Lang with his first duck, a nice drake mallard. (Photo by Alan Smith)

**GET A FREE WINCH WITH THE PURCHASE OF A 2011 SPORTSMAN OR UP TO \$1000 IN REBATES ON SELECT 2010 MODELS PLUS FINANCING AS LOW AS 3.99%\*\*\***

**ON TARGET INC**

**812-623-2300**

Located at I-74 & Indiana 101  
 Sunman Exit 156

Store Hours:

Tues - Fri 10 AM to 6 PM

Sat 9 AM to 2 PM

[www.ontargetpolaris.com](http://www.ontargetpolaris.com)



**POLARIS HOLIDAY SALES EVENT**

Offers good on new and unregistered units purchased between 11/1/10 and 12/31/10. \*On select 2011 models. Free winch on select models, does not include installation. See your dealer for details. \*\*On select 2010 models. See your dealer for details. \*\*\*Rates as low as 3.99% for 36 months. Offers only available at participating Polaris® dealers. Approval, and any rates and terms provided, are based on credit worthiness. Other financing offers are available. Applies to the purchase of all new ATV and RANGER® models made on the Polaris Installation Program from 11/1/10-12/31/10. Fixed APR of 3.99%, 7.99%, or 10.99% will be assigned based on credit approval criteria. Examples of monthly payments over a 36-month term at 3.99% APR: \$29.52 per \$1,000 financed and at 10.99% APR: \$32.73 per \$1,000 financed. Vehicles are shown with optional equipment. Warning: ATVs can be hazardous to operate. For your safety: Avoid operating Polaris ATVs or RANGERS on paved surfaces or public roads. Riders and passengers should always wear helmets, eye protection, protective clothing, and seat belts (on RANGER vehicles). Never carry passengers unless the vehicle has been designed by the manufacturer for that purpose. Polaris adult ATV models are for riders aged 16 and older. Drivers of RANGER vehicles must be at least 16 years old with a valid driver's license. All ATV riders should take a safety training course. For ATV safety and training information in the U.S. call the SVIA at (800) 887-2887; see your dealer, or call Polaris at (800) 342-3764. In Canada, see your local Polaris dealer about Polaris ATVs. Check your local laws before riding on trails. ©2010 Polaris Industries Inc.

**McCLEERY'S DOG CARRIERS**

**1/2" Treated Floor Walls & Top Insulated**

**Custom Built Boxes & Trailers**




**LEXINGTON, INDIANA**

**812-866-4510**



and that's the news from  
**West Central Indiana**



by **Don Bickel, Forester**

**Late Summer Beauty**

Time is passing by at a rate that is leaving me in the dust. The following is a piece I wrote 10 or so years back. The property I wrote of is now in the hands of a new owner, but the memories will remain.

Come with me for a walk through the woods. We'll follow the main trail that meanders for a half-mile from north to south. The main purpose will be to see the wildflowers, those late summer and fall blooming species beginning their shows. There will be other things to see, but I'm never sure in what part of the play they will show up.

I read with interest the heading to a newspaper column that said, "If a tree falls in an empty forest - ." Is this an oxymoron or what? A forest is never empty. A football field, maybe or a basketball floor with its large expanse of hardwood could be considered empty, but our presence in the woods does not suddenly make it full. We are the intruders, in most cases, the less-than-welcome guests. And yes, there are many ears to hear the tree fall, whether we are there or not.

This woodland road we will follow is the main route for the transportation of maple water in the late winter or spring. The majority of the sugar maple trees are in the south half of the wooded acreage, while the sugar-house or evaporator is at the north end. The trailer, or "sugar chariot", loaded with six 50-gallon barrels, will make numerous trips on this trail in February and March if the run of maple water is good.

As we round the corner by the barn - the only

structure with an intact roof, with the exception of the sugar-house - the one-time pasture is now a stand of black walnut trees. These trees were planted and still are being planted by squirrels. However, what I want you to see are the flowers. Across this area of several acres, the yellow of wingstem and purple of ironweed is continuous.

Wingstem may be called sunflower-like, although it is not of that family. The golden flowers are numerous over the heavily branched six to seven foot stems. The stems have ridges, flattened protrusions, or wings on their entire length. The ironweed, with its royal purple flower cluster, only adds to this show of the royal colors, gold and purple.

A small area recently has been mowed. There is some clover in it. The deer as well as the rabbits will find it attractive. The new growth resulting from the mowing will provide a small amount of food.

Two or three deer in this woods will provide meat for the freezer, if hunter and game cross paths. Several squirrels and rabbits also will become food on the table of the hunter. We may see a deer as we continue on the woods road. The removal of a few deer in the surrounding square mile will benefit those crop-fields within that same square mile.

Along the edge of the trail are thin-leaved cone-flowers, a relative of the black-eyed susan. These cone-flowers, while similar in appearance to the black-eyed cousin, are smaller with fewer petals on the flower.

As we continue on this walk, we'll dip down into a section of lower ground, an area often flooded by the creek we'll soon cross. Here, the wing-stem is still seen but now mixed with thin-leaved sunflower and woodland sunflower. This area on both sides of the creek is shaded more than the area around the barn. The soil is more moist and with these changes, different species appear.

In the spring, this low ground would be blue with the blooming of Virginia bluebells. Now, even the leaves of this early bloomer are gone, but will appear again in the spring. It also is in this low ground where a number of large sycamores grow, holding another woodland treasure.

The great blue heron nests in these sycamores. Thirty two nests were counted in the spring before the leaves hid the majority of nests from human eyes. If we are quiet as we approach the creek, we'll probably see a heron or two stalking their minnow meal. Most of the young are flying now, but may return to the nest to roost at night. This collection of

nests is called a rookery and involves six or seven trees. While the nests are made of an assortment of fairly large sticks, the construction is such that most nests remain intact from year to year.

Here in this bottom ground, another blue color catches the eye. The tall bellflower is completing its bloom. This spike of pale blue flowers prefers this area of partial shade, rich soil and moisture. Beginning to bloom in the same setting is the great blue lobelia. The light blue flowers have a lower lip with three spreading lobes with small white stripes. Some Indians used blue lobelia as a love potion and would secretly place finely ground root powder in the food of an arguing couple.

CONTINUED ON PAGE 23



Late summer into Fall along SR 56 between Scottsburg and Salem, Indiana. (Photo by Ray Dickerson)

**ACE Scotts Hardware**  
Junction 31 & 56, Scottsburg, IN  
812-752-2991

- FISHING SUPPLIES
- CARHARTT CLOTHING
- HUNTING SUPPLIES
- GUNS & AMMO

Hours:  
7 am - 8 pm Mon. - Sat. / 8 am - 6 pm Sun.

**BUCK CREEK OUTDOORS, LLC**

- Licensed Hunting Preserve
- NRA Firearms Training
- Guided/Unguided Hunts
- Wildlife Experience

**Wes McDaniel**  
8080 S. State Road 3, Muncie, IN 47302  
Wes' cell: 765-993-1531  
[buckcreekoutdoors@gmail.com](mailto:buckcreekoutdoors@gmail.com)

**Nurpu**  
River & Mountain Supply  
paddle - climb - trek

**NATIVE WATERCRAFT**

16907 Mystic Rd - Noblesville, IN 46060  
(317) 773-1560  
4 Miles East of Noblesville On Hwy 38

**J. A. BERTCH & SON INC.**

HARDWARE  
PAINT  
PLUMBING  
ELECTRIC

51 WEST UNION STREET  
LIBERTY, IN 47353  
PH: 765-458-5512

PRE - 1964 WINCHESTER'S & COLLECTABLES  
SOUTHEASTERN INDIANA'S  
LARGEST GUN TRADER!

**GT GUNS & TACKLE**

MARVIN L. COLE  
ROBERTA S. COLE  
812-663-2030

1510 NORTH LINCOLN STREET, GREENSBURG, INDIANA 47240

- CASE KNIVES
- DISCONTINUED - WINCHESTER 9422 & 9417 RIFLES
- TRAP GUNS - 17 HMR RIFLES
- RELOADING COMPONENTS
- PROFESSIONAL & REASONABLE GUNSMITH
- NITE LITES

"SPECIAL ORDERS & LAYAWAYS"

**BURRIS** SINCE 1980  
ELECTRIC & PLUMBING SUPPLY, INC.

COMPLETE LINE OF  
ELECTRIC & PLUMBING

CUTLER-HAMMER • G.E. SW GEAR  
HYDROMATIC • BROAN

TOLL FREE 1-800-998-3576

AUSTIN  
812-794-2257  
199 N. FRONTAGE RD.  
1-888-845-2388

MADISON  
812-273-2976  
2976 SHUN PIKE RD.  
1-877-322-7401

SEYMOUR  
812-522-7401  
110 N. O'BRIEN ST.



Like a good neighbor,  
State Farm  
is there.®



**CARL SHARP**  
27 W. Union St. Liberty, IN  
458-5574 or  
800-974-5574  
www.carlsharp.com



State Farm  
Insurance Companies  
Home Offices:  
Bloomington, Illinois

## Ramblings from Da Region



by Gene Clifford

### It's all in the asking

Getting permission to hunt private land is not all that hard. I myself have not hunted State Fish and Wildlife areas for almost 30 years, once I found that asking to hunt a farmers ground will not get your head bit off, or have the farmer's dog sent after you.

Over the years much advice has been given about asking landowners permission to hunt their ground.

Some of this advice is good and some is quite questionable, and even the good advice doesn't always apply to work 100% of the time. All we can do is play the odds, which are most often in our favor. You must remember that receiving permission in the past does not mean you have it for life. Come back every year well before the season opens and renew your permission and spend a little time renewing your acquaintances and visiting with the farmer.

Quite often when you approach the farmhouse, you'll find the landowner hard at work doing chores, etc. Try not to interrupt them. Offer to help without getting in the way, or getting cow pies on your Thom McCanns. Whatever you do, do not go up to the farmhouse in a group, as this may get the farmer's dog sent after you. Besides, it makes those in the house a little nervous. Also, make sure you do your pre-season permission hunting well in advance of opening day.

One common advice I can give, is to offer to trade your labor---whatever it is worth---for the rights to hunt. Having worked as a bricklayer for over 40 years, you would be surprised how many chimneys I've tuck pointed in exchange for permission to hunt, or as a thank you for last year's permission. An offer to work or help, without being asked, sure opens doors and farm gates.

Nowadays, few hunters have the farm or ranch

skills. The farmers have enough problems, and don't have the time to teach a shoe salesman or a burger flipper how to run a 4 wheel-drive tractor. So much farm work is done by machines these days, there's less need for human workers.

Help in finding the landowners is necessary. Sometimes they live on the property, and sometimes they don't. One thing I've found to be extremely helpful in knowing the farmers name and his acreage is a plat book of the county. These plat books are often available for purchase in your county's courthouse or administration building. If not, then

you can call or write, Athentic Inc., P.O. Box 1663, LaPorte, IN 46352, 219-362-8508. This is where I buy mine; I get a new one about every 10 years. It will cost you between \$20 and \$30, for each county's book.

A few landowners try to make a cash crop from leasing or charging for the rights to hunt. If this is the case, then the landowner must have liability insurance covering you. But if YOU OFFER TO PAY the farmer without his asking, then it's a totally different story altogether. I myself, always offer to share the game I harvest on their land. Quite often they will turn it down if it isn't cleaned and ready to cook, so take this into consideration. If they don't like to eat the game you have offered, then you hunters, who fish also, should offer a couple dozen panfish fillets, ready to cook. You'd be surprised how this little offering helps grease the wheels and opens the doors. Being a pilot myself, I often offer to take them up flying to see, and take pictures, of their land.

Another item to have along when you step to the landowner's door, asking permission to hunt, is your wife or girlfriend if not married, because most people feel that women have a civilizing influence on men. They tend to feel that if you take your wife or significant other with you during the pre-season, then you must not be too bad after all.

Sometimes you have to ask to thin out the varmints on the property in order to get permission to hunt deer or other game of your choice, next year.

It also helps tremendously, to look presentable, when asking permission. You certainly don't want to look like a criminal, or like you just crawled out from under your pickup truck, after working on it. Your vehicle should be clean and presentable too. Muddy 4X4's etc, lead the landowner to think you'll drive anywhere on his land, tearing up his roads and pastures.

Asking permission takes time and effort, without being a pest about it. If the landowner says he's had a bad experience with hunters in the past, then side with him, in that you don't like slob hunters, and don't associate with them either. Promise to close all gates you open, and not climb fences if at all possible. And you're likely to end up with a long term relationship with the landowner.

### Concrete Creations

Quality Lawn & Garden Statuary  
Retail and Wholesale

NEW GIFT SHOP  
Featuring Warm Glow Candles  
60 plus Different Fragrances  
Oils and Oil Warmers

Lighted Infinity Mirrors & Solar Memorial Items

7210 W. 100 N, Farmland, IN 47340  
765-468-8739  
E-mail: concreteranch@verizon.net



## Diekhoff

Mower Sales & Service



Cummins Generators



Browning Safes

- Scag
- Stihl
- Echo
- Honda



935 W. CR 115 S, North Vernon, IN 47265  
Phone: (812) 346-3219  
Fax: (812) 346-2935

## FOR SALE OHIO RIVER VIEW HOME




## SITUATED ON 1.5 ACRES IN DERBY, IN

This three bedroom home with two fireplaces has lot of glass in the two large living rooms to enjoy the river view. Large screened-in porch and two decks, two full baths, one with a jacuzzi tub, a nice kitchen at 13285 N. SR 66, Derby. Close to boat ramp, American Discovery Trail. \$149,000. Cell Phone: 812-499-0209.

## W. Central Indiana News

CONTINUED FROM PAGE 22

Also here is a grass with a seed head somewhat similar to wheat. The Canada wild rye and in some places, Virginia wild rye make up the majority of the vegetation. This grass will grow in sunlight or partial shade. The books say it is a good forage (pasture grass). I wonder if the deer feed on it in the spring.




Further up the hill, we will find another woodland grass - bottlebrush grass. The seed head resembles its namesake, a bottlebrush. This grass could be considered an ornamental, deserving a place among the many grasses imported to this country to provide color and variety to a flower garden or decorative planting.

One last stop before in retrace our steps. This stop is in the pawpaw patch. Pawpaws, Indiana bananas, are a small tree generally growing in shade and in clumps or groves. The leaf is tropical-like, 12 or more inches in length and three to five inches in width. The fruit is light green and shaped somewhat like a small cucumber. Its overripe banana smell and taste set it apart from anything in the woods. They must be picked and allowed to ripen on the windowsill, for when they fall, they soon are eaten by many woodland creatures.

## GRIFFEY

765-478-6297

- Nutrena Feeds
- Pride Dog Food
- Mulch
- Hay and Straw
- Baling Supplies
- Livestock Supplies
- Gates and Kennels

10041 Pottershop Road





The trailers loaded and members of Troop 16 are ready for the trip to Clifton Gorge campout. From left to right, Allen and Janet Bennett, Nathan Bennett, Anthony Sharp, Dylan Smock, Josh Bennett, David Van Meter and Bob Sharp. (Not in the photo was James and Anthony Britto) (Photo by Ray Dickerson)

# Troop 16's Clifton Gorge Camping Trip

by Ray Dickerson & Dylan

My grandson, Dylan Smock went on his second camping trip with Troop 16 in Centerville on October 22-24, 2010. Since joining the Boy Scouts and Troop 16, I've noticed some changes in Dylan, he is much more determined and more willing to accept responsibilities in projects, school and things here at home.

At each meeting the Scouts recite the "Pledge of Allegiance, the Scout Law and Scout Oath or Promise. I think all these rolled into one have helped Dylan plus the fun and friendship of the other scouts in the troop have aided in this change.

**Here is the Pledge of Allegiance:**

*I pledge allegiance to the Flag of the United States of America, and to the Republic for which it stands, one Nation under God, indivisible, with liberty and justice for all.*

**Here is the Boy Scout Oath or Promise:**

*On my honor I will do my best*



Troop 16 members get their heads together to plan the meals they want for the Clifton Gorge camping trip at their meeting. Leaning over the table left to right, Anthony Sharp, Dylan Smock, Josh Bennett and Janet Bennett. Sitting at the table is Scoutmaster Mark Culbertson. (Photo by Ray Dickerson)

*To do my duty to God and my country and to obey the Scout Law;  
To help other people at all times;  
To keep myself physically strong;  
mentally awake, and morally straight.*

**Here is the Scout Law:**

*A scout is trustworthy, loyal, helpful, friendly, courteous, kind, obedient, cheerful, thrifty, brave, clean and reverent.*

If we as Americans in true spirit would live up to these values what a difference it would make.

On this trip, this time to Clifton Gorge Dylan had my camera and Troop 16's camera to record events of the campout. This time the campout just involved Troop 16.

On Friday, October 22nd James Britto, Assistant Scoutmaster and Parent Bob Sharp took the boys to Clifton Gorge State Nature Preserve which is located near Springfield, Ohio and is part of the John Bryan State Park. They camped in the organized group campground. After arriving the boys pitched their tents and had their evening meal.

On Saturday, October 23rd they explored the nature preserve, learning as they witnessed the many wonders of nature and the beauty of the changing of the colors of Fall. They cooked their meals on a campfire ring and slept peacefully in their tents.

On Sunday, October 24th they got up early, had breakfast, packed up their gear and headed back to Indiana.

Troop 16 will have one more campout in 2010. They will be camping on their winter campout at Summit Lake State Park in Henry County later in November. See more photos on page 27.

## Noble Boys Furniture

Featuring Solid Oak and Solid Wood Bedrooms, Dining Rooms, Living Rooms, A Lazy Boy Owned Co. & Lane Recliners, Bedding and Other Household Items Dutch Craft Bedding Made by Amish

**6032 Holland Rd., Brookville, IN**  
(White's Farm - U.S. 52)

Mon-Fri 9-5 / Sat 9-4 • 765-647-4875  
*"Quality Furniture At Fair Prices"*



Merrill A. Carrigan  
Owner/Operator

*Pheasant and Chukar hunting  
Hunt with your dogs or mine*

7516 S. 500 W.  
Rushville, IN 46173  
**(765) 629-2354**

website: [www.flatrockhunting.com](http://www.flatrockhunting.com)  
e-mail: [flatrockhunting@wildblue.net](mailto:flatrockhunting@wildblue.net)

## J & J FARMS

Home Raised

**All Naturally Fed Meats**  
**Chicken, Turkey, Pork, Beef**  
**Low Prices - High Quality**  
**We Also Have Brown Eggs**

**Free Range Hens — All Natural**

4199 US 36 East, New Castle

**765-520-0897**

## Madison Outdoors GUNS AMMO SCOPES

Indiana Deer Check Station  
**Shotguns Handguns Rifles**  
**Inline Muzzleloaders & Supplies**  
**Scopes Slugs Ammo Holsters**  
**Hunting Supplies**

at the junction of Cragmont and SR 7  
**504 West State Street**  
**Madison, Indiana 47250**  
**(812) 265-9306**



## Buck Scrape Taxidermy

*Wildlife Artistry*

Tom Cooper  
107 N 600 E  
Greenfield, IN 46140

(317)498-4372  
[buckscrape@comcast.net](mailto:buckscrape@comcast.net)  
[www.buckscrape.com](http://www.buckscrape.com)



At **Buck Scrape Taxidermy** we stand behind our work to provide the sportsman with quality taxidermy and customer satisfaction.

## P.R.S. Insurance, Inc.

17 W. Union Street  
(Across from the Court House)  
Liberty IN 47353

representing



phone: 765-458-5792 **PROGRESSIVE**



**Riverside Sporting Goods**  
 1811 N. Washington St.  
 Marion, IN 46952  
 765-662-1590  
 Family Owned & Operated  
 Manager: Chad Phillips

Fishing  
Live Bait  
Tackle  
Propane  
Ice

Hunting  
Guns  
Ammo  
Archery  
Personal  
Protection

Home of  
CP's Wholesale Bait  
765-662-8487

CANOE RENTAL

U-Haul Rental  
765-664-7939

**RED WING SHOES**  
 BUILT TO FIT.  
 BUILT TO LAST.

**MILROY SHOES**  
 Mastercard - Visa  
 9214 S. State Rd. 3, Milroy, IN 46156  
 (765) 629-2109  
 Mon-Thur 8 - 5 / Fri 8 - 6 / Sat 8 - 3 / Closed Sun

**Mr. Ed's Taxidermy**  
 FULL-TIME PROFESSIONAL  
 Complete Taxidermy Services

7675 E. C.R. 800 N.  
 Mooreland, IN 47360  
 (765) 774-3314  
 mredstaxidermy@yahoo.com

**Rick & Jeff's** We Will Not Be Undersold!  
 Floor Coverings, Inc.

For All Your Floor Covering Needs  
 (812) 754-0888  
 Now Carrying In Stock

kathy ireland  
 Shades Of America

STANMASTER HOME GALLERY  
 beaulieu  
 DOMCO  
 Sulton  
 Philadelphia  
 Larkett  
 Shaw  
 Queen  
 Bruce  
 MANNINGTON

Hwy. 56 East • Scottsburg, IN 47170

**CABOOSE LAKE**  
 RV Park  
 CAMPGROUND

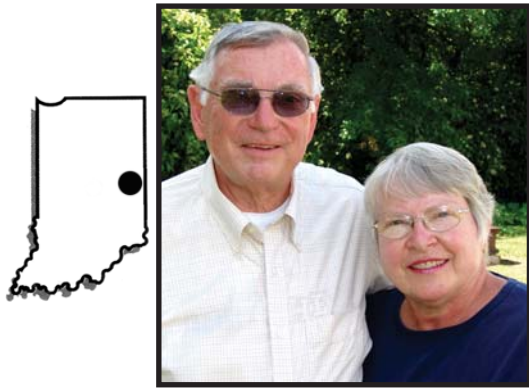
Remington, Indiana

I-65 (Exit 201) & US 24  
 For Reservations & Info:  
 219-261-3828

Open All Year  
 115 Campsites with FHU  
 Wireless Internet  
 Fishing/Swimming/Activities  
 Rentals - Cabin, RV, Caboose

www.Cabooselake.com

**Camping Here & Beyond**



by John and El McCorry

**Which Campers are the Friendliest?**

No matter whether you're a campground owner, manager, employee, seasonal camper, weekend camper, or visitor, we believe one of the things we all like to see is friendliness. This attribute by all the aforementioned groups makes a much more enjoyable experience for all involved.

When we knew we'd have a big surge of campers coming in we'd usually get a notice out to our seasonal and long term campers about something pertaining to our campground. We'd try to have them remember that some of the ones coming in probably would be tired and hungry and would have sometimes strange or even obviously easily answered questions. Maybe they would just be trying to break into a conversation for something to do. We asked our people to please be patient with them, help them park, and anything to start making their visit enjoyable. They may never have had so many trees to circumvent before now. Ask them if they need any help setting up their camping unit, putting out their awning or even helping bring a table in under the awning. This usually broke the ice and especially if a bowl of soup or ice cream was offered.

Rarely did the overnight or new camper shrug off the offer, but occasionally one of them had had a difficult day or a recent incident and stated that they didn't want to be bothered. Usually when these friendly gestures were offered the overnight camper would enter into the scheduled activities for the day especially if we had a pitch-in dinner scheduled. We didn't even expect them to pay for the meal or even bring a covered dish of food to share. We would only hope they would carry on these friendly experiences to future campsites in their travels.

Every once in a while we would have 5 or 6 inches or more of continuous rain in a 4 or 5 day stretch. MUD!!! In some of these cases my '53 Golden Jubilee Ford, '51 John Deere MT, or even my '75 Ford 4000 wouldn't budge these 45 foot motor homes. I, many times, was afraid the homes would slide against a tree, so we would call Glen, a neighbor. He'd come over with his big White tractor hook the chain or straps to the camping unit. No problem, no deep ruts, no camper sliding into a tree. And it almost always took him no more than 10-15 minutes for the whole operation. We or the camper would always offer him money, but, no, he was a neighbor and never took a cent. His grandchildren never went without ice cream or soda or candy when they visited the campground store. He lived next to his dad and when late summer came Betty and Leon always had enough garden vegetables for a whole town. We, of

course, posted notes or told our campers to check out the reasonably priced vegetables next door. Even restaurant owners would come by and get some of the best and freshest vegetables anywhere around and the area and restaurant guests would always ask where the owners had gotten the veggies. I guess Betty's secret was her sheep and horse fertilizer.

I didn't make a habit of actually parking the campers for people but a college professor from Southern Oregon University in Ashland had had a death in her family in the east and they had bequeathed her their small motor home. She had flown to Buffalo, visited a while and started driving back out west. She'd stop at a rest stop and sleep for a while, but at our camp she tried several times to back in to a rather sizeable site. No luck. So I parked the motor home for her and in the ensuing discussion found she was in charge of Native American Studies at her university. She had come our direction because she, in her studies, had found that Gene Stratton Porter, one of Indiana's favorite naturalists and nature writers, had had her winter home in nearby Geneva, and had had her summer home and arboretum near Rome City, further up north on Sylvan Lake.

About any adult, 65 or above, who had gone through primary school in Indiana, remembers books, such as "Girl of the Limber Lost", "Song of the Cardinal", "Freckles", and many others. Porter moved to San Francisco where she passed away after an accident in, I believe, 1935. Her remains were brought back to Sylvan Lake probably no more than seven years ago. The prof was glad someone could help her park her motor home, something she had never done, and had related to her things about G.S. Porter she said she hadn't heard. She gave me a stack of her own writings about Native Americans and, of course was off to Geneva and Rome City for the next 2 or 3 days. Usually people ask for help when they're not sure of doing something they've never done before. Some of my seasonal campers watched as I parked the unit and said they never knew I could park a camper. Little did they realize it was my first time.

In our winter travels we stop and see some of the campers who had graced our park with their presence. When you add this number to our family members, people we've met on many cruises, and people we've gotten to know on guided tours of exotic places, we sometimes don't have time to see some of the few remaining natural wonders we have yet to visit. I guess we'll have some time now that we're fully retired or maybe find some way to live another full life on earth. We'd sure like to continue visiting the rest of the places El and I taught about in our 30 and 41 respective years in the classroom.

Actually we really can't pick any individual or groups and classify them as the friendliest. Our seasonal campers have nearly always been pretty darned close to the top, and even though there might have been a small turnover each year, we quickly jelled into one big family.

Whenever you go into a campground for a day or a season it is usually a good idea to get involved immediately in their activities. Sometimes people will sit around for a couple of weeks and not try to communicate with anyone. Then the talking sometimes starts that they must be "sticks in the mud." Hey, maybe they know how to make a new flavor of home made ice cream or conduct a craft workshop, or make a mean pineapple up-side-down cake in a double burner over a fire. Invite them in to what might be a new activity for them, like Chicken Foot or some of the domino games or even bocce. If you're adept

CONTINUED ON PAGE 27

**DUTCH DISCOUNT GROCERIES**

Located in Center Square • 10390 N. St. Rd. 56 • Vevay, IN 47043  
 (812) 427-2594 • Mon -Fri 8 am - 6 pm. • Sat 8 am - 4 pm

Complete Line of Discounted Groceries • Cleaning Supplies  
 Fresh Meats & Cheeses • Frozen Food • Bread & Milk  
 Amish Made Crafts • Wooden Toys • Quilts & Hickory Rockers



## News From The Indiana State Police

CONTINUED FROM PAGE 6

Information Officer Mike Burns, we arranged to run a car into Geist Reservoir on an icy, very cold and snowy day that December. Dive team member Kurt Steinkamp provided his personal camera and we filmed as our divers demonstrated escaping the car once it entered the ice covered lake. One thing is certain-Kurt and I are not camera men; but we did the best we could. Trey's mom and step dad, along with all Indianapolis TV stations, were present to watch.

I took the raw footage we shot to our local TV station in Connersville. I am thankful for two good men, John Pause and then Connersville High School Senior Noah Frantz. They edited and added graphics and music, all free of charge. Noah and I spent hours going over the video and making changes. We were able to do the video project for zero cost other than our time.

The video has been out now for two years. It's been sent it to the US Naval Academy, at their request, to be shown to pilot trainees and their families. I provided a copy to the Fargo Post Commander of the North Dakota Highway Patrol, last year. It was shown at a community meeting after the three Dickinson College Students tragically drown in a farm pond last year. This past summer the Virginia State Police Training Division requested the video and I sent them a copy to use to train their officers and the public.

So, out of this terrible tragedy has come a good thing. Thanks to your Indiana State Police Dive Team, the Indiana Driver's Manual was changed November 2009, to give OUR instructions on water escape to drivers old and new. Like Trey's family, we hope this information can prevent another tragedy.

During these fiscally challenging times, your Indiana State Police continue to find low or no cost ways to be innovators and leaders in law enforcement. Our main drive for this is you, the citizen of Indiana. You deserve only the best from your public servants, and we strive each and every day to give you our best.

So this Christmas season, take this information, take our video, and share it with family, friends and neighbors. Consider it our gift, Trey's family's gift, to you and your family. You can access the video by going to [www.in.gov/isp/2782.htm](http://www.in.gov/isp/2782.htm). Under Videos click on **Surviving a Crash involving Water**. We wish you all a happy and safe Christmas Season. Thank you for allowing all of us to serve all of you. Stay safe and we will talk again next month. ■

## IDNR News

CONTINUED FROM PAGE 7

poach deer and turkey in what was archery only seasons. They now face multiple charges including hunting deer and turkey by illegal methods, illegal possession of deer and turkey, and failing to purchase hunting licenses. All charges are class 'C' misdemeanors.

I don't know if the three considered their actions a gamble, but they lost and the citizens of Indiana won.

Citizens are encouraged to call the Turn-In-A-Poacher hotline if they suspect illegal fish and wildlife activity or polluting. The toll-free number is 1-800-TIP-IDNR (1-800-847-4367).

### DON'T FORGET THE ORANGE!

Remember to dress for safety this hunting season. Wearing the outer garment of fluorescent (hunter) orange when required might not make you famous, but it will get you noticed by other hunters. This specific color of orange is not found in nature and is the easiest way to be seen by others even at considerable distances. Check yours. If it is dirty, wash it. If it is faded, replace it.

Be seen. Be safe!

**BE SEEN  
BE SAFE!!**

## Farthing Grocery

CONTINUED FROM PAGE 8

told me that she and he had purchased the Farthing Grocery Store, I remarked to him, "you work a full-time job at Intat, work almost a full-time job in taxidermy, when are you going to have time for working in a Grocery/Restaurant?"

Jerry told me he would have time.

I replied, "When are you going to sleep?"

Penny added, "We don't get much sleep, we hardly see each other."

I asked Penny what she did before buying the grocery. She told me she too worked at Intat, for 19 years, then worked at Farthing's Grocery for a year before buying it.

They are also a State Deer and Turkey Check Station.

For more information you can call them at 765-932-2155. See Jerry Adams Taxidermy on page 9.

Farthing Grocery is a very nice and clean grocery/restaurant, you need to stop and shop with them. They are real easy to find, located just west of SR 3 at 514 West Second Street on the north side of the street in Rushville, Indiana. From the east take SR44 west through Glenwood to Rushville, SR 44 becomes 2nd Street; from the north come south on SR 3 to second stoplight, turn right on West 2nd Street; from the south come north on US52 and SR 3 to the third stoplight, turn left onto West 2nd Street; from the west travel east on SR44, turn left on N. Pearl to 2nd Street and travel east on US52, merge left onto 2nd Street to Farthings Grocery.

Traveling to Farthing Grocery and seeing it for the first time brought back many memories when I worked in a similar grocery, Ford's Regal Market in Centerville for Ralph and Charlotte Ford. I credit Ralph and Charlotte for putting me on the right road in life by teaching me that if you work hard, learn all that you can, the rewards will come later in life.

Tell Penny, Jerry or Fred that you read about Farthing Grocery/Restaurant in The Gad-a-bout. ■

## Fields' Outdoor Adventures

CONTINUED FROM PAGE 10

two daughters, the most recent arrived a month and a half ago.

Ryan Fields is 25, married and will be a daddy on January 1, 2011. He is the Bow Tech, runs the leagues and also works for the Shelby County Sheriff's Dept. Ryan began shooting a bow when he was 12 years old, beginning with a long bow, then a recurve and now shoots the compound bow. He told me the largest buck he ever took was with a long bow.

Also Jerry Cregar is a part-time Bow Tech at Fields' Outdoor Adventures.

I asked Ryan about the poundage of a compound bow today. He told me they run from 15 to 70 pound pull, for hunting though you have to have a 35 pound pull to be legal. I asked him what was the average good shot distance for game, say a deer. He told me 40 yards, however with todays advanced bows 50 to 60 yards are okay especially since the arrow will be traveling 300 feet per second.

They have a indoor heated 12 lane 20 yard archery range, with rest area, next door to their shop. They will be starting up archery leagues in January 2011, you can sign up now. The will be shooting at 3D and paper targets.

Don't forget the Black Friday Specials after Thanksgiving Day at Fields' Outdoor Adventures, huge savings on the purchase of Smith & Wesson, Ruger, Remington, Taurus, Mossberg, Marlin and Henry guns, Blazer, Federal and Remington ammunition, Mathew Mission 2011 bows, Fred Bear Youth bows and more. Quantities are limited so be the first to shop at Fields' on Black Friday, November 26, 2010.


For the hunter who wants his wife or other person to buy exactly what he wants for Christmas they have a "Elf Whispers" sign up sheet. The wife, dad, mom, son, etc sends the hunter into Fields' Outdoor Adventures LLP and he puts on the sheet what he wants them to buy him for Christmas. The list is held for the person (s) buying the gift, when they come in, they are shown exactly what the hunter

selected, they buy and take the right gift home for Christmas - walla everyone is happy.

Fields' Outdoor Adventures has a slogan, "If we don't have it, we'll work to get it." We want everyone to have the opportunity to succeed in the field, and if that means us ordering a product we don't have we will do it. We strive on service and paying attention to what our customers want.

The next time you need a place to shop, come and see what we can offer you in the **GREAT OUTDOORS**.

**Special Note:** Santa Claus will be at Fields'



TROPIC SURPLUS

Miles Manning  
25th. Infantry Div.  
Vietnam 1969

See Miles or Sharrie

### ARMY NAVY STORE

Buy & Sell  
Military Clothing & Equipment

War Souvenirs  
612 North A Street  
Richmond, IN, 47374  
Bus. (765) 966-0417  
1-800-686-2769  
bam666869@aol.com

### Cap N Hook Sports

Fishing • Hunting • Live Bait

*"Your Geist Lake Connection"*

Tim Wolfe Wildlife      Guns ~ Safes

"DEER & TURKEY CHECK STATION"

6383 West Broadway      *Open Year Round*  
McCordsville, IN 46055      (317) 336-HOOK (4665)

MIKE CLEVENGER      765-642-GUNS  
Owner      642-4867

## CRACKSHOT GUNS

BUY • SELL • TRADE

Hours  
715 East 53rd Street      Tues. - Fri. 9-6:00  
Anderson, IN      Sat. 9-5:00

**FREE INSPECTION**

## DAVIS TRANSMISSIONS

RANDY DAVIS, OWNER

**715 NW 5TH STREET  
RICHMOND, IN 47374  
DIAL 765-962-9744**

## JENSEN'S


*Pawn, Jewelry, Black Powder Guns, & Bows*  
702 S. State Street • Greenfield, IN 46140

*Art & Mel Jensen*  
317-462-4721

Immediate Cash Loans  
on Secured Merchandise  
Fast and Confidential

Buying & Selling  
Gold & Diamond Jewelry  
Guns, Electronics & More

## Riggle-Waltermann



**MORTUARY, INC.**  
32 SOUTH ELEVENTH STREET  
RICHMOND, INDIANA 47374  
PHONE (765) 966-7684

[www.riggle-waltermann.com](http://www.riggle-waltermann.com)

N.F.D.A.  
I.F.D.A.



Outdoor Adventures every Saturday in December. For more information on Santa's visits call 765-932-3964.

Directions: Located on East side of 126 South Perkins between East Water St. and East 1st St., just north of Krogers and Hardees Restaurant.

For more information on Fields' Outdoor Adventures call 765-932-3964 or visit their website at [www.fieldsoutdooradventures.com](http://www.fieldsoutdooradventures.com).

## "Merry Christmas"

### NORM'S BAIT SHOP

197 N. Sycamore Street  
Campbellsburg, IN 47108

- Live Bait • Combo's
- Line • Hooks • Artificial Bait

ALL YOUR  
FISHING NEEDS

812-755-4402



### Peacepipe Bait & Tackle

HUNTING & FISHING LICENSE  
CAMPING SUPPLIES & GROCERIES  
FIREWOOD • OPEN ALL YEAR

DEER & TURKEY CHECK-IN STATION  
4975 S. 1000 W., Andrews, IN 46702 • 260-468-2768

### RIHM INC. CAMBRIDGE CITY INDIANA 47327 FOODS

CUSTOM HOG & BEEF PROCESSING  
"Venison Sausage and Hams"

Custom Curing — Hickory Smoked Hams & Bacons

CATERING  
(765) 478-3426 1-800-846-6328  
[www.rihmfoods.com](http://www.rihmfoods.com)

### Troyer's Country Store & Bakery

20 Varieties Cheese, Plus Raw Milk  
Cheese • Deli Meats • Bulk Foods, etc.  
Baked Goods Friday and Saturday  
ADM Feed Available

Dog • Goat • Horse • Chicken & more  
Hours: Mon.-Thur. 8-6 / Fri. 8-5 / Sat. 8-4

10599 South SR 3, Milroy, IN 46156  
(765) 629-2604

### Wanamaker Guns

Military and Collectable Weapons our Specialty  
7915 Southeastern Ave., Indianapolis, IN 46239

- Buy-Sell-Trade • Class 3 Weapons
- Consignments Welcome • We Buy Collections
- Restorations-Repairs-Appraisals

Mon, Tue, Thu, Fri 9:30-5:00 / Wed 12-5:00 / Sat 9-1:00 / Sun Closed  
Other Hours by Appointment

317-862-4867 [www.wanamakerguns.com](http://www.wanamakerguns.com)  
[wagan@sbcglobal.net](mailto:wanagan@sbcglobal.net)

### POOR BOY'S COUNTRY STORE



Patoka Lake Crappie Headquarters  
Specializing in Crappie Baits  
• Gas • Diesel • Live Bait

Featuring Poor Boys "Almost Famous Ribs & BBQ"  
• Chicken • Fish Sandwiches • Angus Burger & Fries  
• Breakfast Items • Groceries • Ice

Full Taxidermy Service  
OPEN 7 DAYS A WEEK 5 AM TO 8 PM

476 N SR 145, ECKERTY, IN 47116  
812-338-3151

## KAMPFIRE KOOKIN'

CONTINUED FROM PAGE 11

2 eggs (beaten) 1/4-cup water  
2/3-cup ketchup 3/4-cup breadcrumbs

Combine all ingredients, mix well, shape into a loaf, and bake in a bread loaf pan for one hour at 350 degrees. It's as simple as that. When baking a meatloaf in Deer Camp, I put the bread loaf pan inside a Dutch oven and put on the lid. Put 9 hot briquets under the Dutch oven and 15 hot briquets on top. If you can't time the baking, just let the briquets burn themselves out which should take just about one hour – cool; slice; enjoy.

Take some of your wild meat with you if it's your turn to do the Kookin' 'round your deer next camp kampfired.

## Outdoors Tales

CONTINUED FROM PAGE 13

now the operation have gotten big and international.

Based on this summer's discovery of a huge Mexican drug cartel-run marijuana growing operation in the Chequamegon-Nicolet National Forest, the Wisconsin DNR is warning deer hunters to be careful in remote areas this fall.

A dozen men have been charged in the Chequamegon-Nicolet case, where authorities found more than 10,000 pot plants and a large number of weapons

Should you run across anything that appears to be marijuana plants, stay away. Some plants have reportedly been booby trapped in the past.

Leave the area and notify authorities.

A few years ago while mushroom hunting, I came across some strange trap looking objects. Turns out they were a type of trap being used in a salamander study. But, it is wise to be cautious.

####

Contact writer Phil Junker by email at:  
[outdoorscribe@yahoo.com](mailto:outdoorscribe@yahoo.com)

## Camping Here and Beyond

CONTINUED FROM PAGE 25

at conducting or presiding at children's games or adult contests, or dances, or worship services, you will find open arms. Every campground can always find a place for new volunteers. Just join in and be another friendly part of the campground family wherever you travel, stateside or abroad.

Get ready for the most harsh part of winter---it's just around the corner. Check out the people in your neighborhood and be sure the seniors, or widows with children, or handicapped people, or those without jobs, have what it takes to have a healthy and warm winter. If not, contact the proper agency nearby to help with the situation. Some people may need help with travel to medical appointments. See you in January. Don't forget the big camper shows are coming your way. If you have suggestions about which we can write, or questions, contact us at 260-637-3524 or e-mail us at: [jmacnut@yahoo.com](mailto:jmacnut@yahoo.com).

## TROOP 16'S CLIFTON GORGE PHOTOS

CONTINUED FROM PAGE 24



Scouts exploring Clifton Gorge Nature Preserve.



Parent Bob Sharp, helping David, Anthony, Dylan and other scout with cooking.



Troop 16 camping tents.



Rim of the Clifton Gorge.



Clifton Gorge Bridge over Little Miami River.



Members of Troop 16, Anthony Sharp and Anthony Britto, rest in shelter at the Clifton Gorge Nature Preserve. (Troop 16 Photo)





One of the restaurants recommended by Phil Junker was Fairway Family Restaurant. Here Dhanya Kumaran, a delightful and friendly waitress did an excellent job of taking care of our every need. The food was very good, we went back the next day for supper. Enjoying the meal was left to right, Sherry, Dylan, Amy and Breanna. (Photo by GrandPa)

## Roaming The Outdoors

CONTINUED FROM PAGE 4

It was a Kodak moment, as they say, when Dylan and Breanna turned the corner of the Cracker Barrel Restaurant located at Post Road and I-70 in Indianapolis. When they saw Amy and Stacy (friend who planned Amy's trip) there in front of the restaurant they yelled, "Mom, mom" in unison. Tears were flowing from everyone.

Stacy had to leave, we all went in and had a very good supper. Breanna and Dylan sat as close to their mother as possible looking in disbelief that she was truly there.

After eating we continued on to the Motel 6 at Cloverdale. We had originally planned on staying closer to Turkey Run State Park, but changed those



At Turkey Run State Park, trail 3 is the most challenging as Dylan and Breanna are finding out here negotiating three sets of ladders to enable hikers to get up the steep rock incline. (Photo by Ray Dickerson)



At the end of trail 3 Amy, Breanna, Ray and Dylan take a much needed rest. At the Inn you can buy a t-shirt that reads, "I survived Trail 3." We were lucky this time, there wasn't much water in the stream. (Photo by Sherry Dickerson)

restaurants Phil had recommended for breakfast, Fairway Family Restaurant located at 1280 N. Jackson St. (US231) just north of the viaduct. Phil was right they had excellent food outdone only by their service. We had a delightful waitress, (see photo at left) Dhanya Kumaran, who is from Malaysia. She was so polite, friendly and came back to the table many times to make sure we had all that we needed. Fairway's Family Restaurant is open Mon-Sat 5:30 am to 9:00 pm and Sun 6 am to 8 pm. There tele-



Walking thru Rocky and Bear Hollow was more like following either a goat path up on an elevated rock gouged out of the stone or wading thru the stream wedged between two rock narrow rock faces. It seemed to be easier when I was younger. (Photo by Ray Dickerson)

phone number is 765-653-7849. We went back the next evening for supper and it too was very good.

We then left Greencastle for Turkey Run. It was quite chilly that day, but we knew we would work up a sweat on Trail 3. Once in the park we went into the Inn to freshen ourselves and prepare for the hike ahead of us. Trail 3's description is: Very rugged (1.7 miles), The ladders trail. Unusual hiking between the steep walls of both Rocky and Bear hollows. Be careful. Portions may be impassable during high water.


We walked along Trail 1 to the swinging bridge then took Trail 3 west to where it connects with Trail 5, but turned north and stayed with 3, we wanted to climb the ladders, not descend them. The last time I climbed the ladders I was thinner, this time I was huffing and puffing by the time we reached the top of the third ladder, the steepest one. Breanna

plans when Amy called.

Earlier I had called Phil Junker who has lived in the Cloverdale area for some time asking him about where the best places were to eat and visit. Phil gave me the rundown.

We got up early on Saturday morning and headed for Turkey Run State Park. A few years ago, well several, Sherry, Amy and I went to Turkey Run as well as quite a few state parks on weekends and enjoyed hiking the trails and other assets of the parks. But Turkey Run was one of our favorites.

At Greencastle we stopped at one of the



**Amish Cheese Shop**  
**ARTISAN CHEESES FROM AMISH MILK**  
*Fresh Baked Goods, Jar Products, Crafts & Special Orders*  
 1-70 Exit 137  
 2001 North State Road 1 Phone: (765) 478-5847  
 Cambridge City, IN 47327 Toll Free: (800) 478-5849


**DISHMAN'S QUALITY MEATS**  
 Custom Butchering & Processing   
 Freezer Beef Halves Whole or Half Hogs  
 Skin-on Roaster Hogs  
 35# Meat Bundles \$89.50  
[www.dishmansmeat.8m.com](http://www.dishmansmeat.8m.com)  
**BUFFALO MEAT • CUSTOM ORDERS**  
**1-888-ANY MEAT • 765-584-MEAT (6328)**  
 "Naturally Grown Chemical Free"  
 5 Miles North of Lynn to Rd 300 S, Then 1/2 Mile East

**ENGLISH'S BUFFALO FARM**  
**Meat & Gift Shop**  
 visit our website  
[www.englishsbuffalofarm.com](http://www.englishsbuffalofarm.com)  
 or visit the farm  
**"WE SHIP MEAT"**  
**6432 N. US Hwy 231**  
**Bainbridge, IN**  
**(765) 522-7777**  
 Open Fri, Sat & Sunday 12:00 - 5:00  
 or by chance Visa and Mastercard Accepted-NO CHECKS

**FLATROCK ARCHERY, LLC**   
 We Now Carry Athens, Bear, Browning, PSE Archery & Tenpoint Crossbows And Hunting Accessories  
 Hours: Monday - Tuesday - Thursday - Friday 11-6  
 Saturday 9-3 Closed Wednesday & Sunday  
 7760 South 500 West, Milroy, IN 46156  
 Ph: 765-629-0313

American Owned American Operated  
**GRAY HAVEN MOTEL**  
 Lester & Verneae Marcum, Owners  
  
 1200 West 3rd Street • Connersville, IN 47331  
**765-825-2151**

American Owned American Operated  
  
 4300 Western Avenue (SR 1 North)  
 Connersville, IN 47331 765-825-5118

**WAGNER'S BARBER SHOP & GUNS**  
*Haircuts \$10*  
*Guns Slightly More*  
**GUNS GUN REPAIR**   
 532 W. Sheridan  
 Greensburg, IN 47240  
**Phone (812) 663-2553**



and Dylan had removed their sweatshirts and we adults were working up a sweat too. I must have taken 300 photos, it was beautiful on the trail. The sun was perfect as it shone in and around the weaving stacks of bare rock and gully's.

Then we came to the next fun stretch. We kept hearing other hikers moving in the opposite direction remarking about how clean our shoes were and



In front Dylan, Sherry, Amy, Breanna and behind, Ray at Indianapolis International Airport the five of us wait until Amy's flight will take her back to Massachusetts. It was a fun-filled weekend though, everyone had a good time. (Photo by The Camera)

laughing. We soon found out what they were laughing about. The walls of the gully got closer together, then the stream dived into a narrow gap in a downward direction. We could either wade the stream or climb up on a narrow goat path carved out of the rock and bypass the stream. There wasn't much water in it, but there were a lot of wet leaves, some mud and just enough water to get your feet wet. I chose to take the goat path. The only thing that bothered me was a fact that always travels with me in a precarious situation. If by chance my weight shifts and it wants to move in any one direction, it will move and I can't stop it. Fortunately it didn't want to take me where I didn't want to go, so I made it to the other side of the gap. Dylan and Sherry followed me. Getting down on the other side was a bit treacherous, but passable. Breanna and Amy chose the stream.

Then we came to a second narrowing, a narrow gap descending a bit steeper, but the goat path was

much higher up, this time we all chose the stream. And yes, we got our nice clean shoes muddy and wet, but it was a lot of fun. We walked on back to the swinging bridge and sat down on the other side.

All along the trail I asked everyone we met where they were from. They were from all over Indiana, Chicago, Wisconsin, Illinois and Kentucky. I recorded about every step of the way.

We walked to the Inn and rested there for a bit then drove to Rockville for pizza at the Pizza Hut.

Sunday we visited Lieber State Park, hiking the only trail there, walked on the shore of Cagles Mill Lake for most of the day. We had supper at the Fairway Family Restaurant in Greencastle. Afterwards we went back to the Motel.

Sunday evening was Cloverdale's Trick or Treat night. Breanna and Dylan put on their costumes and off we went. One local church had a free Halloween party for all kids to go to in a local park. They had games to play and win candy for their trick or treat containers. We met Matt the preacher of the church he was such a nice person as were all of the volunteers from the church that made it all happen. We finished out the evening visiting homes in Cloverdale then stopped by the fire department to have the candy and stuff checked for hazards.

Monday we had breakfast at Bob Evans, then visited the Metropolis Mall till it was time to take Amy to the airport for her flight back to Massachusetts. This was the time we all dreaded, but knew it had to be. We sat at a table till Amy had to leave so she could get thru security in time for her flight. With tears in their eyes, Breanna and Dylan waved goodbye as Amy disappeared from sight.

We tried to cheer them up by telling them that when she comes back the next time, they will be going back home with her.

Then we will be the ones with tears in our eyes!



On Sunday evening at left, Breanna and at right, Dylan dressed up in the halloween attire they took along with them hoping they would get to use them in Cloverdale. It was a fun filled evening and they weren't disappointed, they got lots of candy. (Photo by Ray Dickerson)

**Mike's Metal Detectors**  
Your Source for Major Brand Metal Detectors & Proline Prospecting Equipment!

**Tesoro** **GARRETT METAL DETECTORS**

Mike Byrn - Owner  
9350 Indian Bluff Rd.  
Georgetown, IN 47122

(812) 366-3558  
Cell: (812) 267-1910  
Email: byrn@hughes.net

**Cooper TIRES** **NUCE'S** **ASE CERTIFIED**  
**TIRE & AUTO SERVICE**  
COOPER TIRE CENTER  
SERVING ANDERSON SINCE 1936  
3801 MAIN ST. • ANDERSON, IN 46013  
MIKE NUCE (765) 649-5575

**Prairie Creek Pawn, Inc.**  
•Instant Cash for Items of Value•  
• New & Used Guns, Ammo, Holsters  
• Accessories • Coins • Jewelry

Hours: Mon - Fri 9 a.m. - 5 p.m. / Sat 9 a.m. - 3 p.m.  
701 Burlington Drive, Muncie, IN 47302  
**1-765-288-2844**

**COLOR RATES: 1 SPOT COLOR (ALL SIZES) \$10 • FULL COLOR 4-10 COL IN \$15 / 12-24 COL IN \$25 / 26-48 COL IN \$35 / 50-96 COL IN \$50**

**MAIL TO: The Gad-a-bout, P. O. Box 85, Centerville, IN 47330**

**THE GAD-A-BOUT ADVERTISING RATES**

PLEASE NOTE: EACH DOLLAR AMOUNT BELOW IS PER INSERTION

| FULL PAGE                     | 1/2 PAGE   | 1/3 PAGE   | 1/4 PAGE  | 1/8 PAGE  | 1/10 PAGE                              | 4 COL INCH             | 1/15 PAGE                                    |
|-------------------------------|--|--|---|---|--|------------------------|--|
| ALT. SIZES<br>15.75" X 10.37" | ALT. SIZES<br>8" X 10.37"<br>12" X 6.88"<br>15.75" X 5.13" | ALT. SIZES<br>5.25" X 10.37"<br>8" X 6.88"<br>15.75" X 3.37" | ALT. SIZES<br>4" X 10.37"<br>6" X 6.88"<br>8" X 5.13" | ALT. SIZES<br>3" X 6.88<br>4" X 5.13<br>6" X 3.37 | ALT. SIZES<br>3" X 5.13<br>4.5" X 3.37 | ONE SIZE<br>4" X 3.37" | MONOPOLY CARD SIZE<br>ONE SIZE<br>3" X 3.37" |
| 96 COL. IN.                   | 48 COL. IN.  | 32 COL. IN.  | 24 COL. IN.   | 12 COL. IN.                                       | 9 COL. IN.                             | 8 COL. IN.             | 6 COL. IN.                                   |
| 1 TIME                        | 1 TIME   | 1 TIME   | 1 TIME  | 1 TIME  | 1 TIME                                 | 1 TIME                 | 1 TIME                                       |
| \$7.00 PCI                    | \$7.00 PCI   | \$7.00 PCI   | \$7.00 PCI  | \$7.00 PCI  | \$7.00 PCI                             | \$7.00 PCI             | \$7.00 PCI                                   |
| <b>\$651.00</b>               | <b>\$336.00</b>  | <b>\$224.00</b>  | <b>\$168.00</b>                                       | <b>\$84.00</b>                                    | <b>\$63.00</b>                         | <b>\$56.00</b>         | <b>\$42.00</b>                               |
| 2-11 TIMES                    | 2-11 TIMES   | 2-11 TIMES   | 2-11 TIMES  | 2-11 TIMES  | 2-11 TIMES                             | 2-11 TIMES             | 2-11 TIMES                                   |
| \$6.00 PCI                    | \$6.00 PCI   | \$6.00 PCI   | \$6.00 PCI  | \$6.00 PCI  | \$6.00 PCI                             | \$6.00 PCI             | \$6.00 PCI                                   |
| <b>\$558.00</b>               | <b>\$288.00</b>  | <b>\$192.00</b>  | <b>\$144.00</b>                                       | <b>\$72.00</b>                                    | <b>\$54.00</b>                         | <b>\$48.00</b>         | <b>\$36.00</b>                               |
| 12 TIMES                      | 12 TIMES   | 12 TIMES   | 12 TIMES  | 12 TIMES  | 12 TIMES                               | 12 TIMES               | 12 TIMES                                     |
| \$5.00 PCI                    | \$5.00 PCI   | \$5.00 PCI   | \$5.00 PCI  | \$5.00 PCI  | \$5.00 PCI                             | \$5.00 PCI             | \$5.00 PCI                                   |
| <b>\$465.00</b>               | <b>\$240.00</b>  | <b>\$160.00</b>  | <b>\$120.00</b>                                       | <b>*\$60.00</b>                                   | <b>\$45.00</b>                         | <b>\$40.00</b>         | <b>\$30.00</b>                               |

**ADVERTISERS INFORMATION**

(PLEASE PRINT LEGIBLY OR TYPE)

SALESPERSON: \_\_\_\_\_ DATE: \_\_\_\_\_  
 BUSINESS NAME: \_\_\_\_\_  
 OWNER NAME (S) \_\_\_\_\_ MGR. OR OTHER \_\_\_\_\_  
 STREET OR P.O. BOX: \_\_\_\_\_  
 CITY \_\_\_\_\_ STATE \_\_\_\_\_ ZIP CODE \_\_\_\_\_  
 PHONE: \_\_\_\_\_ FAX: \_\_\_\_\_  
 CELL PHONE: \_\_\_\_\_ OTHER: \_\_\_\_\_  
 E-MAIL: \_\_\_\_\_ WEB SITE: \_\_\_\_\_  
 Ad Size \_\_\_\_\_ Rate: \$ \_\_\_\_\_ Monthly Cost: \$ \_\_\_\_\_  
 METHOD OF PAYMENT & DATE - CHECK NUMBER: \_\_\_\_\_ CASH: \_\_\_\_\_  
 PLACE AD IN JAN FEB MAR APR MAY JUN JUL AUG SEP OCT NOV DEC  
 (CIRCLE APPROPRIATE MONTH (S) • WRITE BELOW MONTH THE YEAR ADVERTISING BEGINS )  
 Customer Authorization Signature: \_\_\_\_\_ DATE: \_\_\_\_\_

(ADVERTISING NOT ACCEPTED FOR: ALCOHOL, TOBACCO OR GAMBLING)



# Gad's Corner

SEND YOUR PHOTOS TO: THE GAD-A-BOU, P.O. BOX 85, CENTERVILLE, IN 47330 (INCLUDE A SELF ADDRESSED STAMPED ENVELOPE IF YOU WANT THE PHOTO RETURNED)



Evan Palmer took this 11 Point, 180 lb. Buck on 9-26-10. (Red Barn Bait Shop Photo, Salem, IN)



Norm Chanley (L) and Dan Brown (R) caught 12 Channel Catfish on 10-9-10. (Norm's Bait Shop Photo, Campbellsburg, IN)



12 year old Jeremiah Kolter took this doe in the Youth Deer Season with a Muzzleloader. At left is his father. (Fields Outdoor Adventures Photo, Rushville, IN)



David Edelman took this 9 point, 220 pound Buck in Wayne County, IN. (Frame's Outdoor Photo, Liberty, IN)



Steven Stewart from Shelbyville, IN took this 8 point, (FD) 220 lb Buck near Manila, IN on 10-15-10. It scored 148 to 152. (Fields' Outdoor Adventures Photo, Rushville, IN)



Joe Elleman took this 16 point, 202 pound Buck in Union County. (Frame's Outdoor Photo, Liberty, IN)

**GET A FREE WINCH** WITH THE PURCHASE OF A 2011 SPORTSMAN  
**OR UP TO \$1000** IN REBATES ON SELECT 2010 MODELS  
**PLUS FINANCING AS LOW AS 3.99%\*\*\***



**POLARIS HOLIDAY SALES EVENT**

## ROGAN EQUIPMENT, INC.

4737 National Rd. W., Richmond, IN 47374

1-888-966-9801

765-966-9801

PARTS, SALES & SERVICE

[www.roganequipmentinc.com](http://www.roganequipmentinc.com)



### NEW SPECIALS



| ITEM                 | LIST                | SALE                |
|----------------------|---------------------|---------------------|
| 06' Outlaw 500       | 6899. <sup>00</sup> | 5800. <sup>00</sup> |
| Demo                 |                     |                     |
| 06' Sportsman 450    | 6299. <sup>00</sup> | 5299. <sup>00</sup> |
| 09' Trail Blazer 330 | 3999. <sup>00</sup> | 3500. <sup>00</sup> |
| 09' RZR 170          | 3999. <sup>00</sup> | 3600. <sup>00</sup> |

Offers good on new and unregistered units purchased between 11/1/10 and 12/31/10. \*On select 2011 models. Free winch on select models, does not include installation. See your dealer for details. \*\*On select 2010 models. See your dealer for details. \*\*\*Rates as low as 3.99% for 36 months. Offers only available at participating Polaris® dealers. Approval, and any rates and terms provided, are based on credit worthiness. Other financing offers are available. Applies to the purchase of all new ATV and RANGER® models made on the Polaris Installment Program from 11/1/10-12/31/10. Fixed APR of 3.99%, 7.99%, or 10.99% will be assigned based on credit approval criteria. Examples of monthly payments over a 36-month term at 3.99% APR: \$29.52 per \$1,000 financed and at 10.99% APR: \$32.73 per \$1,000 financed. Vehicles are shown with optional equipment. Warning: ATVs can be hazardous to operate. For your safety: Avoid operating Polaris ATVs or RANGERS on paved surfaces or public roads. Riders and passengers should always wear helmets, eye protection, protective clothing, and seat belts (on RANGER vehicles). Never carry passengers unless the vehicle has been designed by the manufacturer for that purpose. Polaris adult ATV models are for riders aged 16 and older. Drivers of RANGER vehicles must be at least 16 years old with a valid driver's license. All ATV riders should take a safety training course. For ATV safety and training information in the U.S. call the SVIA at (800) 887-2887, see your dealer, or call Polaris at (800) 342-3764. In Canada, see your local Polaris dealer about Polaris ATVs. Check your local laws before riding on trails. ©2010 Polaris Industries Inc.





Shaela Everidge took this, her first deer, a 5 point Buck on 9-25-10. (Red Barn Bait Shop Photo, Salem, IN)



14 year old Matt Hartman took this 8 point, 188 lb Buck during the Youth Hunt on 9-26-10 in Union County. (Frame's Outdoor Photo, Liberty, IN)



4 year old Mason Hoke from Connersville, IN sold lemonade on "Lemonade Day" May 2, 2010. Half of the money he earned that day went to "Mission Work." Mason wanted his picture to be in The Gad-a-bout. (Dave's Triangle Inc. Photo, Liberty, IN)



Mike Lemen took this 322 lb Bear in N.W. Ontario at Hideaway Outfitters. (C&T Cycles Inc. Photo, Scottsburg, IN)



Garrett Blevins took this 7 point, 160 pound Buck in Wayne County. This was his first deer. (Frame's Outdoor Photo, Liberty, IN)



Rhett Crowe took this 9 point, 210 pound Buck in Wayne County. (Frame's Outdoor Photo, Liberty, IN)



At left Eugene Jiggetts from Washington D.C. took this button buck with a compound bow in Rush County. He was hunting with Bob Ross from Pennsylvania. (Fields' Outdoor Adventures Photo, Rushville, IN)



Brandon Gaddis caught this 22 inch Walleye at 1:00 a.m., it weighed about 4 lb. He caught it on chicken liver at the Quakertown Ramp on Brookville Lake. (Dave's Triangle Inc. Photo, Brookville Lake, IN)

**DAVE'S TRIANGLE LLC**  
 •GUNS & AMMO •BAIT & TACKLE  
 •FISHING & HUNTING SUPPLIES •ICE  
 •SNACKS •SOFT DRINKS •FIREWOOD  
 "PIZZA & SANDWICHES -LOCAL DELIVERY"  
**BOAT STORAGE**  
 SUN - THUR 8 AM - 5 PM  
 FRI & SAT 8 AM - 7 PM  
 Hazel & Dave Wilcox Jr  
 2955 S. Old Dunlapville Road  
 Liberty, IN 47353, 765-458-7106

**THE GUN DEN**  
 Buy - Sell - Trade  
 337 Roosevelt Dr. Shelbyville, IN 46176  
 (317) 398-3852  
**FOR ALL YOUR OUTDOOR & HUNTING NEEDS**  
 CHECK OUT OUR WEBSITE AT  
[www.thegundenonline.com](http://www.thegundenonline.com)  
 We will have 12 different items  
 on sale every 12 hours  
 We do special orders and layaways  
 We do consignments too

**TOLLIVERS**  
 Hunting & Fishing Supplies  
 Directions: From Salem: go 135 N 12 mi., turn east bottom of Milport Knobs, go 3/10 mile. From Brownstown: go 135 S. approx. 10 mi., then same as above.  
 (812) 358-4867 or 1-800-238-0358  
 Mathews SOLOCAML NISSAN MARINE  
 • Guns • Ammo  
 • Camo Clothing  
 • Mathews Bow Dealer  
 • Live Bait • Voyager Boats  
 See Us For All Your Archery



Plan your Indiana adventures at

# www.INDIANAOUTFITTERS.com

INDIANA'S ONLINE OUTDOOR RECREATION GUIDE

Find all the info you need  
with this **FREE**  
Indiana Trip Planning Website!



Where do you want to go  
this weekend?

visit  
**www.INDIANAOUTFITTERS.com**



## FREE! Indiana Cabin Rentals Guide www.IndianaCabinRentals.com



Now finding cabin rentals is easy.

Use a clickable map of the state to find a rental cabin!

Find traditional log cabins, historic cabins, floating cabins, camping cabins, and unique rental homes throughout Indiana.




Looking for lodging with a hot tub?

Want a place by the water?


Why settle for a stuffy hotel room when there are options like this?

Rent your own private cabin!



Want a secluded cabin with peace & quiet?

Want a cabin near the heart of the action?



Need a pet-friendly cabin?

Want a basic camping cabin without all the frills?

## www.IndianaCabinRentals.com

Find specials, pictures & links to cabin rentals around Indiana