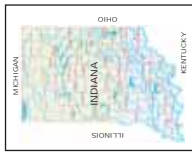


FREE HERE & ON [www.thegadabout.com](http://www.thegadabout.com) AUGUST 2010

# THE GAD-A-BOUT™

HUNTING, FISHING, ARCHERY, CAMPING, COOKING, HUMOR, DOGS, HORSES, TRAVEL, NEWS, OPINIONS, ETC.



GUIDED TRAIL RIDES AND MUCH MORE AT WHITEWATER MEMORIAL STATE PARK SEE PAGE 8-9

SPECIAL ARCHWAY DAYS PULLOUT - PG 15-18



CENTERVILLE ARCHWAY DAYS AUG 27-29, 2010 WELCOME TO CENTERVILLE USA SEE PAGE 15-18



MAYSVILLE FLOOD WALL MURAL BLUE LICKS VISIT SEE PAGE 19



"OOPS" THE GAD-A-BOUT GOOFED!! - SEE PAGE 3 & 4 FOR DETAILS -

ADVERTISER'S INDEX - SEE PAGE 2

PHOTO CREDITS PAGE 3

TO ADVERTISE IN THE GAD-A-BOUT SEE RATES ON PAGE 32 • CALL TOLL FREE 1-765-855-4237 • CELL 1-765-960-5767



**POLARIS** ATV's & RANGERS



## ON TARGET 20<sup>TH</sup> Anniversary

August 17<sup>th</sup> – 21<sup>st</sup> Tues - Fri 10 AM - 6 PM / Sat 9 AM - 2 PM

FREE FOOD ON SATURDAY

### SPECIAL DRAWINGS

- 2 - \$500 FREE ACCESSORIES WITH RANGER PURCHASE
- 2 - \$300 FREE ACCESSORIES WITH ATV PURCHASE
- 3 - FREE ANNUAL SERVICES (INCLUDES OIL CHANGE)

FREE T SHIRT TO 1ST 100 ADULTS THAT ATTEND OUR OPEN HOUSE!!



SUNMAN, IN  
Located at I-74 & SR 101

[www.ontargetpolaris.com](http://www.ontargetpolaris.com)  
812-623-2300

**Best Deal of the Year on 2010 Close Outs**

**YOUR CHANCE TO SEE THE NEW 2011 POLARIS RANGERS & ATVS**





# THE GAD-A-BOU

## IN THIS ISSUE

AUGUST 2010 • Volume XX • No. 245

Published by Ray Dickerson

P.O. Box 85

Centerville, IN 47330-0085

### CONTACT THE GAD-A-BOU

Toll Free: 1-877-855-4237 - Lv Message

Cell Phone: 765-960-5767

Office Phone: 765-855-3857

Fax: 765-855-3857 (Call First)

### NEW Website:

[www.thegadabout.com](http://www.thegadabout.com)

E-Mail: [thegadabout@verizon.net](mailto:thegadabout@verizon.net)

### COPYRIGHT BY GADCOE 2010

DISCLAIMER: The ideas and opinions expressed by the writers appearing in The Gad-a-bout are not necessarily the same as the publishers.

### SPECIAL FEATURES

Guided Trail Rides at Whitewater Memorial State Park by Ray Dickerson ..... Page 8-9  
 22nd Centerville Archway Days August 27-29 Special Pullout Section ..... Pages 15-18  
 Region at Blue Licks Battlefield State Park Kentucky by Ray Dickerson ..... Page 19

### REGULAR FEATURED OUTDOOR WRITERS

Roaming The Outdoors by Ray Dickerson ([www.thegadabout.com](http://www.thegadabout.com) Boo-Boo, 2nd Annual Sportsman Dinner, Joe O'Brien, FMFH feeding hungry, Reunion at Blue Licks) ..... Page 4  
 Talking Leaves by Golden Eagle (Native American Food) ..... Page 5  
 Fishing Lake Michigan by Capt. Mike Schoonveld (In Spite of the Fleas) ..... Page 6  
 So You Wanna Catch More Fish by Tag Nobbe (Trolling Brookville Lake) ..... Page 7  
 News from the Indiana State Police by Sgt. John D. Bowling (Post Consolidations & Cocaine Found) ..... Page 10  
 Kampfire Kookin' with Ray McCune (Kookin' Wild Things II or More Wild 'Free' Food) ..... Page 11  
 Camping Here & Beyond by John and El McCory (They've Come Our Way and Now Going Back) ..... Page 12  
 Indiana Outdoors by Joe Martino (Shooting foam now will pay dividends later) ..... Page 13  
 Misfires and Snags by Dan Graves (Goin' 'Crabbin') ..... Page 14  
 Outdoors with Rich Creason (My Biggest Big Game Hunt Ever) ..... Page 20-21  
 Outdoor Tales by Phil Junker (Oil spill impacts us all) ..... Page 22  
 Trap Lines by Jack Turner, Jr. (Obtaining Permission to Trap on Private Land) ..... Page 23  
 Dog Tales by Alan "Grizz" Smith (Plots in the Winner's Circle) ..... Page 24  
 News from West Central Indiana by Don Bickel (How big is a big tree) ..... Page 25  
 The Order of Red Men by Malcolm Greene (Greetings my brothers) ..... Page 28

### GAD-A-BOU DEPARTMENTS

Advertiser Index ..... Page 2  
 Gad's Corner (Readers and Other Fish & Game Photos, Send in your Photo or other) ..... Page 29-31  
 Rate Sheet, Contract Form ..... Page 32

## THE COVER PHOTOS

**Top Left:** The Gad-a-bouts, Ray and Sherry Dickerson traveled to Blue Licks Battlefield State Park in Kentucky to meet with Jim and Brenda Eubank from Richmond, Kentucky. This was our 5th reunion since 2006 when Ray found Jim's message on an internet website, [www.rushden.org](http://www.rushden.org). We

were in the U.S. Air Force stationed at RAF Chelveston England together and hadn't seen each other since 1960. While at Blue Licks we traveled north to Maysville, KY. The mural of Rosemary Clooney is painted on the Maysville flood walls along the Ohio River. See more on Page 19. **(Photo by Ray Dickerson)**

**Top Right:** Dave and CC Nelson run the Saddle Barn at Whitewater Memorial State Park just south of Liberty, IN. See their story on page 8-9 **(Photo by Ray Dickerson)**

**Bottom Left:** The photo of the two turkey hunters was on page 30 of the July Gad-a-bout. I mis-read the information on the photo and the information I typed under the photo was wrong, it read they shot the turkeys with .22 rifles. No red flag went up in my mind when I was typing it because I don't hunt turkeys and I didn't know you couldn't kill them with a .22. I contacted everyone to let them know it was a misprint, the two hunters harvested the turkeys with shotguns. See more on page 4. **(Red Barn Bait Shop Photo)**

**Bottom Right:** Centerville Archway Days August 27-29, 2010. Here a Military Honor Guard followed by the Wayne County Mounted Sheriff patrol leading the 2009 Archway Days parade. This years parade will be at 1 p.m. Saturday Aug. 28th. See more on page 15-18, Special Pull-out Souvenir Section.



**FULL LINE OF CANNING SUPPLIES**

125 S. W. 5th Street  
 Richmond, IN 47374

WE CARRY BAIT      FISHING HUNTING LICENSE

765-962-4842

**CRESTLINER BOATS**

**DEALER OF THE YEAR**



1750 FISH HAWK



2285 BATATA BAY



1700 FISH HAWK

**Marine Parkside & More, inc**

**FULL SERVICE MARINA**  
 WE SERVICE ALL MAKES

**PARKSIDE MARINE STORE**  
 OPEN 5:30 DAILY

**BAIT • TACKLE • GAS • WOOD**  
**GROCERIES • ICE CREAM**  
**FAMOUS CINNAMON ROLLS**  
**RESTAURANT CARRY OUT**  
**CAMPING SUPPLIES**

**"CURRENT FISHING REPORT AVAILABLE"**

**HOME OF MWC WALLEYE CHAMPION**  
**JEFF KOESTER**

7191 Fox Run Rd Brookville, IN 47012  
**765-647-4619**

"We are located across the road from Mounds S.R.A. Entrance at Brookville Lake"

**THE COUNTRY STORE**



SUPPLIES FOR A COUNTRY WAY OF LIFE!

**CRAFTS • GIFTS • HOME FURNISHINGS**  
**FISHING & HUNTING LICENSES**  
**CAMPING SUPPLIES • LIVE BAIT**  
**LP GAS • FIREWOOD • ICE**  
**"CASE KNIFE DEALERSHIP"**

302 S. Main St., Liberty, IN 47353  
 765-458-9977

## Roaming The Outdoors



by Ray Dickerson

[www.thegadabout.com](http://www.thegadabout.com)

Eric Stallsmith, Indiana Outfitters, who is taking care of my website [www.thegadabout.com](http://www.thegadabout.com) has put back issues to the January 2010 issue. So now if you missed any of the 2010 issues you can go to the website and open January thru July and the August issue, this issue later this week.

For those who still use dial up to access the internet I have good news. I have been able to make a pdf copy that is only 1.97 mb so you should be able to open this one a lot better than the ones up until August. The main difference in this copy is that when it opens it is the size of a magazine 8.5" x 11" once it is open you can enlarge it and it won't get fuzzy looking like before. The first version opened in the 11"x17" size and was fuzzy until you reduced the size way down. If you noticed the words were sharp in any size, but the photos never really got good. The new version the photos and words are clear enough to read and view at most sizes.

### BOO-BOO IN LAST ISSUE

On the cover of this issue is a photo that was in the Gad's Corner last month, July, of two fellows from the Salem area who took a turkey each with the shotgun, but the way I read the information on the picture I typed that they took them with .22 LR. I didn't know that you couldn't take turkeys with a .22 rifle so no red flag went up in my mind while I was typing it. I haven't put hunting regulations in The Gad-a-bout since the Department of Natural Resources started putting out the hunting regulation books to everyone around Indiana the last few years. Any way I wanted to let everyone know that the two hunters took their turkeys legally with shotguns, not 22 rifles. I contacted the DNR Law Enforcement office and had them notify the Conservation Officers in the Salem area that it was a misprint in The Gad-a-bout. To all those concerned, please accept my apology for letting this happen, especially to Amos at Red Barn Bait Shop where I got the photo from and to Drew McDill and Ben Brickley the two hunters.

One note to anyone sending me photos in the mail or original photos at outdoor businesses, please try to write game information as legibly as possible, print whenever possible. Thank you.

### 2nd ANNUAL SPORTSMAN DINNER

The second annual Outdoor Sportsman Dinner will be held Sunday **September 19, 2010** at the Fountain City Wesleyan Church. The dinner will include Venison Chili and Ground Venison sandwiches.

Biologist, whitetail deer professional and world-wide adventurer Wade Nolan will be the guest speaker.

Mr Nolan will also hold a 1-hour "Whitetail University" class at 4 pm.

Doors open at 3 pm for a demonstration on Whitetail antler scoring.

Door Prizes, including a muzzle loader, will be given away during the event.

Advance tickets \$7. Tickets at the door \$10.

For more information contact **765-935-4353** or **765-967-4054**. You may also see more information at [fcweslevan.org](http://fcweslevan.org)

**JOE O'BRIEN COMPUTERS**



Joe O'Brien fixing my computer, again.

Joe to the rescue, again. It seems every time I am getting close to putting another Gad-a-bout together something goes wrong with my computer. Fortunately for me I use Joe O'Brien to service my computer. This time it was attacked by killer virus's. I called him on Sunday and he came. I had purchased a Norton Virus program in the mean time. He got the computer back up and running and installed the new Norton program in no time at all. If you want really good service on your computer give Joe a call, you can reach him at **765-962-0995**. Tell him The Gad-a-bout recommended you to him.

### AREA BUTCHER DONATES TIME

Farmers and Hunters Feeding the hungry typically pays area butchers the fees to process livestock and wild game that has been donated by area farmers and hunters, but this year Lengecher meats of Grabill, Indiana waived all expenses and donate their time and expense to help provide over 2000 pounds of meat to area families in need. One of the owners of Lengechers meats stated they had a very good year and wanted to share their appreciation by helping the community.

Debra K Treesh  
Indiana State Development Coordinator  
Farmers and Hunters Feeding the Hungry  
260-541-0365, [Treesh@fhf.org](mailto:Treesh@fhf.org), [www.fhf.org](http://www.fhf.org)  
**REUNION AT BLUE LICKS**

Sherry and I met with Jim and Brenda Eubank at the Blue Licks Battlefield State Park near Carlisle, Kentucky. This was our fifth reunion since 2006. See more on Page 19.

We visited with my sisters, Wilma and Kathy near Cynthiahna, Kentucky enroute to the park. Wilma's husband, Reverend "Woody" Woodford is the minister at two churches near Cynthiahna. The parsonage sits exactly 3 miles between the two. ■

**FREE INSPECTION**

**DAVIS TRANSMISSIONS**  
RANDY DAVIS, OWNER

**715 NW 5TH STREET  
RICHMOND, IN 47374  
DIAL 765-962-9744**

"WORTH THE  
DRIVE"



OPEN 7  
DAYS

8012 S. NINEVEH RD., NINEVEH, IN 46164

• Guns • Bait • Tackle • Ammo • Archery & MORE  
"THE BIGGEST LITTLE STORE IN THE WORLD"  
317-933-GUNS (4867)  
[www.edstradingpost.com](http://www.edstradingpost.com)



765-966-2597

Tri-County  
Awards

765-966-0757

Sign Graf X

765-962-3636



1001 South "E" Street, Richmond, IN 47374

### "Excellence in Animal Artistry"



881 South SR 101 Liberty, IN 47353

(NEXT TO FRAME'S OUTDOOR)

Call: 765-458-6400



INDIANA DEER & ELK FARMERS' ASSOCIATION

[WWW.INDIANADEER.NET](http://WWW.INDIANADEER.NET)

[www.indianadeer.net](http://www.indianadeer.net)

**Barton's**  
Bay

Boat Storage  
and Service

10055 State Road 101

Brookville, IN 47012

Phone/Fax 765-647-5647

E-mail: [bartonsbay@bartonsbay.com](mailto:bartonsbay@bartonsbay.com)

[www.bartonsbay.com](http://www.bartonsbay.com)

## INDOOR & OUTDOOR STORAGE

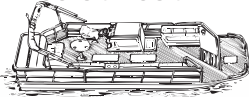
**CERTIFIED SERVICE MERCURY**

Now Open For Season

Reserve your indoor storage NOW

STOP IN OR CALL 765-647-5647

"Let Us"  
Sell Your Boat!!



BUILT FOR THE LIFELONG  
PURSUIT OF FUN.

Power by  
**MERCURY**

**Amish Cheese Shop**  
 ARTISAN CHEESES FROM AMISH MILK  
*Fresh Baked Goods, Jar Products, Crafts & Special Orders*  
 1-70 Exit 137  
 2001 North State Road 1 Phone: (765) 478-5847  
 Cambridge City, IN 47327 Toll Free: (800) 478-5849

**ENGLISH'S BUFFALO FARM**  
**Meat & Gift Shop**  
 visit our website  
[www.englishsbuffalofarm.com](http://www.englishsbuffalofarm.com)  
 for visit the farm  
**"WE SHIP MEAT"**  
 6432 N. US Hwy 231  
 Bainbridge, IN (765) 522-7777  
 Open Fri, Sat & Sunday 12:00 - 5:00 or by chance  
 Visa and Mastercard Accepted-NO CHECKS

**Gilliland Trailer Sales, Inc.**  
 Serving Your Camping Needs Since 1967  
 New & Used Camping Trailers, Travel Trailers & Fifth Wheels  
**STARCRAFT** Rentals Available **Coleman**  
 Large Parts & Accessories Department  
 Hitches, awnings, air conditioners and LP gas Full Service Department  
 2710 N. ST. RD. 9, COLUMBUS, IN 47203  
 PH.# 812-546-5432 / FAX# 812-546-5455  
 Email: [gillilandtrailer@yahoo.com](mailto:gillilandtrailer@yahoo.com)

**GET CYCLE**  
 WEEKDAYS 9-6 SATURDAY 9-12  
 (812) 752-5466  
 800-521-5344  
[www.getcycles.net](http://www.getcycles.net)  
 15% OFF ALL ATV ACCESSORIES IN STOCK  
 10% OFF SPECIAL ORDERS  
 We Service All Major Brands of ATV's  
 From Oil Changes to Complete Rebuilds  
 Hwy 31 S. in Scottsburg, IN. Just Off I-65  
 30 Mile. N. of Louisville — 85 Miles S. of INDY.

**McCLEERY'S DOG CARRIERS**  
 1/2" Treated Floor  
 Walls & Top Insulated  
 Custom Built Boxes & Trailers  
 LEXINGTON, INDIANA 812-866-4510

**Talking Leaves**  
  
 by Golden Eagle

**Native American Food**

One of my granddaughters gave me the idea for this column. She asked for some suggestions for a dessert she was making for a Pot-luck dinner with an Indian Theme. (Thanks Jen)

When I used to visit schools, one of the first questions I was asked was...What did Indians eat?

The Three Sisters (Maize (Corn), Squash, and Beans, were the most commonly grown vegetables for many of the native people. They complimented each other as the bean vines climbed the corn stalks and the squash grew in between the stalks to keep out the weeds.

According to many origin stories, they along with tobacco, were the gift of First Woman (Mother Earth), to her children. They first grew from her body after she was buried. Before the people had to depend on wild plants to supplement their meat diet. In bad years of drought or other natural disasters, the people would starve. With the Three Sisters they were guaranteed food from their gardens.

Another favorite food of the people living around the lakes was wild rice gathered in ca noes. Rice could be used with fish to make a delicious stew. Rice pudding made an excellent dessert after they had goats ad cows for milk.

Corn of course was a staple. Ground it was used for cereal, corn bread, and corn pudding. Not to mention "popcorn". We invented it. It was an accident of course but we still invented it. Even today Corn Soup is popular at gatherings. Then there is the ever popular corn on the cob. The Hopi grow four colors of corn which are used in ceremonies. Ground it was used to make "piki." A paper thin bread baked in an open oven.

Natural food, plants and berries were prepared in different ways, primarily cooked. Sassafras and dandelion were used to make tea, still popular today. I have never heard of native women baking pies, but a wild berry pie or a pumpkin pie would serve as a dessert for a meal with an Indian Theme.

Although deer, in the east, and buffalo in the west, were the principle meat, all sorts of small game was shot or trapped and eaten. Usually rabbit, squirrel, birds were shot by young hunters honing their skill. Wild turkey was also very popular among native people around here.

The next question I usually was asked

**H.M.S. ENTERPRISES**  
 PRESENTS STORIES BY  
**GOLDEN EAGLE**

Here is a unique tape which includes favorites such as Grandmother Turtles Stories, the Boy Who Was Afraid of Animals, Burnt Face and many others.  
 Special Gad-a-bout price of only \$10.00 plus postage and handling fee of \$3.00. Call (513) 827-6151 weekdays from 10 a.m. to 4 p.m. to order.



Golden Eagle tells story at Treaty Line Pioneer Village on May 1, 2010. (Photo by Ray Dickerson)

was....What did they eat with? Some boy would always yell out. "With their fingers and the girls would make a funny face and go..."Ugh!"

In the long ago times the women cooked in the belly of a large animal, hung on a wooden tripod. They would fill it with water and put hot rocks into it until the water was boiling and then take out the rocks and put in meat and vegetables. Sometimes they didn't take out the rocks. Haven't you ever heard of "stone" soup? When the soup or stew was done they would cut up "the pot" and eat it.

Later they cooked in pottery pots as well as tightly woven baskets sealed with pitch. Why didn't they burn?? Here's a little trick in Boy Scout Survival camp. Take a wax paper cup (not Styrofoam), fill it with water and set it on hot coals. As long as there is liquid in the cup it will not burn. Good for making coffee or hot chocolate if you don't have a pot. Metal tools including pots were very popular trade items when the white men came.

**Old Chief says:**  
 When you step out of your lodge, you have begun your journey.

**Whitewater Valley RV's**  
 847 S. STATE ROAD 101, LIBERTY, IN 47353  
  
**EZGO** **GRAVELLY**  
**Golf Cart Sales, Parts, Service & Accessories**  
**MOBILE RV SERVICE AVAILABLE**  
**We repair all makes and models of lawn and garden equipment**  
 •LAWN MOWERS •ZERO TURN MOWERS •PUSH MOWERS  
 •TILLERS •WEEDEATERS •CHAIN SAWS •BLOWERS  
**Ph: 765-458-7414**  
 Stop by and visit our RV Parts Super Store  
 Open Monday thru Saturday 8 -5, Closed Sunday

## Fishing Lake Michigan



by Capt. Mike Schoonveld

### In Spite of the Fleas

After a slow start (meaning we hadn't gotten a nibble so far) the corner downrigger line released and though the rod didn't snap over like it might if there had really been a fish attached to the line, I yelled, "fish-on" anyway. There was no fish, only a wish, but when I reeled up to reset the lure, I found there was more than just an empty hook at the end of the string, much more.

The first length of line I spooled back on the reel was fine, but as I reeled the lure closer I could see about 25 feet of brownish, sticky, nasty looking crud slobbered on the line. To borrow a phrase from Snoopy, "arrgh!" The mid-summer scourge of the lake is back-fish-hook fleas.

I well remember the first encounter I had with the fleas. It was July, it was offshore, it was a line which hadn't gotten a bite for over an hour and to make matters worse, it was one of my deepest sets on a reel spooled with 20 pound test Fireline. As the happy reeler pulled the fish up I started noticing the crud on the line. I didn't think about the crud much since all it was, I thought, was the biggest bunch of cottonwood fluff I'd ever seen. As the line was retrieved the top eye on the rod seemed to stop it so the line actually spooling on the reel remained clean. However, as more line was reeled in, more and more of the "cottonwood" seeds collected at the rod tip. About 18 inches of the stuff was dripping up there when the reel stopped. As each additional yard of crud crammed and collected at the rod tip, eventually enough accumulated and compacted that it pinched the line ever tighter until the drag setting on the reel wouldn't overcome the extra pressure.

By now the fish was only about 25 feet behind the boat. I tried grabbing the line ahead of the reel and manually pulling the line but it was wedged so tight I was afraid I'd either break the line or the rod tip. Plan B was to grab the line and hand over hand the fish the rest of the way to the boat.

Now in it's 6th year of being a problem in the



Coping with the fleas can put summer salmon like these in your boat..(Mike Schoonveld Photo)

areas of the Great Lakes where I fish, once the flea numbers bloom, there's as much talk among fishermen about the fleas as there is about hot lures to use. Fish-hook fleas are just another of the many invaders from abroad which have found their way (mostly in the bilges of international ships) to the Great Lakes.

Luckily for full season anglers, the flea numbers seem to crash over the winter and they don't become a significant pest at least until mid-summer. Unluckily, from mid-summer on is when many Great Lakers like to hit the water since it's the fleeting period when a person can be comfortable without wearing a Thinsulate Parka and it's also when the biggest salmon in the lake become most available.

Anglers have 2 choices, give up or cope. I, for one, try to cope.

A look under a microscope reveals the problem with fish hook fleas and gives a clue to the solution. Think of them as a microscopic scorpion swimming around in the lake. When your fishing line bumps into one, their hooked-like-a-scorpion tail snags on the line. Do that a million times (which doesn't take long) and the result is a fishing line coated with the fleas and problems such as I have already described.

One solution is spool up with thicker line. Fleas can hook and hold on thin line but if you switch to line which is too thick for their tails to latch onto, they'll mostly just bounce off. Most 30 pound lines will do the job. Don't want to use 30 all the way to the hook or worried spooling with 30 pound will

CONTINUED ON PAGE 26

## INDIANA'S NORTH COAST CHARTER ASSOCIATION

*Experience Lake Michigan Fishing With Indiana's Finest Fishing Fleet*

- SALMON
- TROUT



- PERCH
- SCUBA

[www.charterfish.org](http://www.charterfish.org)

PRE - 1964 WINCHESTER'S & COLLECTABLES  
SOUTHEASTERN INDIANA'S  
**LARGEST GUN TRADER!**

## GUNS & TACKLE

MARVIN L. COLE  
ROBERTA S. COLE  
812-663-2030

1510 NORTH LINCOLN STREET, GREENSBURG, INDIANA 47240

- CASE KNIVES
- DISCONTINUED - WINCHESTER 9422 & 9417 RIFLES
- TRAP GUNS - 17 HMR RIFLES
- RELOADING COMPONENTS
- PROFESSIONAL & REASONABLE GUNSMITH
- NITE LITES

\*SPECIAL ORDERS & LAYAWAYS\*

Perch



Smallmouth

## GUIDED CHARTERS ON LAKE ERIE

# WALLEYE

April Through October

*Fishing the Western and Central Basins of Lake Erie-Ohio and Canadian Waters*

*Three Fully Equipped Boats*

*Two 32 ft. Blue Hills - 28 ft Bertram*

**LICENSED GUIDES**

**SPIN CAST - DRIFT FISH**

## Boytim Charter Service

Ned Boytim

502 E. Main St., Marblehead, OH 43440

(419) 798-5445

Toll Free 1-877-798-5445

\*Over 50 Years Experience\*

[www.walleye.com/boytim.htm](http://www.walleye.com/boytim.htm)

## Steve's MARINE

**BROOKVILLE LAKE**

1156 W. DUNLAPVILLE RD. LIBERTY, IN 765-458-7527




# LUND

The Ultimate Fishing Experience



## BENNINGTON

## CAPTAIN MIKE SCHOONVELD

**AFFORDABLE**

## LAKE MICHIGAN SALMON FISHING IN INDIANA

**FOR 1 TO 4 PEOPLE**

**Tackle Furnished, Fish Cleaned**

[www.brother-nature.com](http://www.brother-nature.com)



**Brother Nature Charters**

**1-877-SALMON-5**

765-345-2074

**McDonald's**  
Bait and Tackle

Live & Artificial Bait  
Fishing & Hunting License  
Open 7 Days 6:00 a.m.

"Deer and Turkey Check Station"

15 W. Grant Street      Knights town, IN 46148

**Cooper Tires**      **ASE**

**NUCE'S**  
TIRE & AUTO SERVICE

COOPER TIRE CENTER

SERVING ANDERSON SINCE 1936  
3801 MAIN ST. • ANDERSON, IN 46013

MIKE NUCE      (765) 649-5575

**TROTTER SPORTS CENTER**  
115 West Wolfe St., Sullivan, IN 47882  
**Joe & Teresa Trotter**

"BEST LIVE BAIT IN SULLIVAN COUNTY"

Daily Fishing Reports on:  
Lake Sullivan • Turtle Creek Reservoir  
• Minnehaha FWA • Hildrebrand FWA  
Sullivan - Greene State Forest

INDOOR ARCHERY RANGE

EXCLUSIVE DISTRIBUTOR FOR GILLGETTERS JIGS


812-268-3559

**Nurpu**

River & Mountain  
Supply  
paddle - climb - trek

16907 Mystic Rd - Noblesville, IN 46060  
(317) 773-1560  
4 Miles East of Noblesville On Hwy 38

**So You Wanna Catch More Fish**



by Tag Nobble  
Professional Fishing Guide

**Trolling Brookville Lake**

Trolling for walleye at Brookville lake is pretty simple as long as you don't over think it. Basic equipment a 6 to 7 foot trigger stick med to med heavy. A bait casting reel spooled with 10 to 12 lb test mono filament or 10 to 15 lb Braid. A hand full of crank baits. A john boat with a 15 horse out board and your good to go.

Your fishing pole should have a stiff back bone, but a soft tapered tip. An IM 6 or IM 7 graphite rod will give you the best result. Couple this with a good bait casting reel, Diawa makes a good line counter reel that makes the process of knowing how much line you have out easier, but you can also just count as you let out line.

With the multiple kinds of fishing line on the market today picking out the right line can be daunting. For me there are two kinds fishing line for trolling mono or braid. They both have there good and bad points. What's good about mono is it has stretch or give. What's bad about mono is its thick.

The reason you want stretch in your line is so that when you have a big fish on you have some give between the end of your pole and the fish. This makes it harder for the fish to get off especially when he gets close to the end of your pole as you reel it to the boat. The reason you don't what thick line is that it hampers how deep the crank bait



Examples of the Crank Baits I use. (Photo by Tag Nobble)

dives. If you try and switch to a thinner mono you lose knot strength, which leads to lost crank baits. This will force you to find a happy medium. Usually 12 lb. Test mono is works the best. The two mono filament brands I like are Berkley XL or P line.

Whats good and bad about braided line is there is no stretch. What's bad about this is with no stretch when you get the fish close to the end of your pole its easier for him to get loose. Whats good about no stretch is you can tell exactly what's going on with your crank bait. You can hold your pole in your hand with 150 feet of line out as you troll forward and you can feel the crank bait vibrating in your hand. With mono it feels like your dragging a wet tee shirt. Whats good about braided line is the diameter. 15 lb. Lb test braided line has the diameter of 5 lb test mono. This lets the crank bait dive at its maximum depth. My favorite brand of braided line is Calcutta in a 15 lb test.

All your trolling efforts should focused in water 10 to 12 foot deep. On rare occasions move as shallow as 5 feet deep and as deep as 18 feet. Your trolling speed should be between 1/2 a mile an hour to as fast as 2 mile an hour. Try stopping and starting or zig zagging to change how the bait works in the water. Sometimes this is all it takes to trigger a strike. With Garr hill flat or Fairfield flat water depth being from 10 to 12 feet deep these are two good places to get started. With a little practice at this time of year you should be catching fish in no time.

When buying crank baits buy baits that dive 5 to 7 feet or 10 to 12 feet deep and 15 to 18 feet deep with 10 to 12 feet being the predominant one. Look for crank baits that imitate shad or craw dads in various colors. Wide lipped crank baits have a wide wobble and narrow lipped crank baits have a tight wobble. All these baits have a limit on how fast you can troll them.

Once you reach the maximum limit they will just turn upside down and come to the surface, its all trial and error. The



Joe Nuce, Scott Woodcock and Randy Nuce holding nice walleye caught fishing with me on Brookville Lake recently. (Photo by Tag Nobble)

CONTINUED ON  
PAGE 26

**When it comes to fueling your outdoor needs**

Gasoline • Fresh Coffee • Deli Style Sandwiches • Fountain Drinks • Snacks • Sporting Goods  
Live Bait & Tackle • Guided Fishing Trip Information • Hunting & Fishing Licenses • Check Station and More

**M** MARATHON

**52 Pick-Up**  
Marathon  
Brookville, Indiana

**Brookville Lake Guide Service**  
Guide: Tag Nobble  
Phone: 765-647-4329  
Cell: 765-265-3238  
Web: www.brookvillelakeguideservice.com

Near Brookville Lake just south of Brookville on U.S. Hwy 52 (765) 647-3600



Dave and CC Nelson, on R.D. and Dodger, in front of their Guided Trail office at Whitewater Memorial State Park located just south of Liberty, Indiana on SR 101.



A group of park visitors from Ansonia, Ohio aboard Dave's horses ready to hit the trail. It couldn't have been timed any better for photos, for them to go on this trail ride at this time.

## Guided Trail Rides at Whitewater Memorial State Park

Article & Photos by Ray Dickerson

Prior to 2006 Dave Nelson had a Trail Riding business along with a Bed & Breakfast that he advertised on his website. Also for about 20 years he worked as a police officer in the towns of Jonesboro, Fairmount and Upland, Indiana. Liz Dunn, a Indiana Department of Natural Resource (IDNR) representative, contacted him after seeing his trail riding website, about his putting in a bid to take over the Whitewater Memorial State Park Saddle Barn concession.

Dave put in a bid and was picked by the IDNR to manage the facility beginning in 2006. He kind'a fell in love with the park from the beginning.

In 2007 tragedy befell him when the Saddle Barn caught fire and burned to the ground, taking with it \$35,000 worth of equipment - none of it was insured. With the help of local businesses and his own, 'git it done spirit' Dave managed to acquire the needed equipment to start over. The only thing he hasn't been fortunate enough to get back is the Saddle Barn.

The state promised him a new building in 2009, but it didn't happen.

Currently he is making do with small sheds, one for his office, one for his equipment, several open air stalls that he's able to store some things in, that get wet when it rains. The stalls had a makeshift covering over them until hurricane IKE blew it away. He has a covered hitching fence/feeding stall that he puts the horses along for the trail rides, it protects the horses from inclement weather and the sun. He has 30 head of horses including Appaloosa, Bays, Paints, Thoroughbreds, Quarter Horses, Percheons and a couple others. He could sure use a Saddle Barn.

By necessity Dave shoes his own horses out in the open, see photo of Bandit in the process of being re-shod. The horses need to be re-shod about every eight weeks.

In 2008 Dave married Christian Cynthia Marie Clark, nicknamed CC, who is quite a horse woman in her own right. She has been riding horses for 20 years, she is 23 years old. This year at the Indianapolis Hoosier Horse Fair she placed 4th in the Equine Masters Championship which included Professional Trainers. CC fit right in with the daily routine of running the Saddle Barn business.

Earlier, I found out about Dave from Debby



Dave has been playing country, bluegrass and gospel music for forty years, here he and CC perform on The Rusty-Horseshoe stage next to their office. Many times when they are playing music at the saddle barn visitors and campers will come over, some will even join in.



Dave's Equipment Shed. After fire destroyed the Saddle Barn in 2007 he's using small sheds until a new Saddle Barn is built. Hopefully he will have it soon.



Dave standing in front of open air equipment stalls. The stalls had a makeshift cover over them until hurricane IKE blew it away in September of 2008.

COUNTRY  
MART

PREMIER AG  
LLC

Purchase a new Gas Grill Cylinder or We can fill yours for \$15.25

We carry a wide variety of Pet Food

HOURS: Mon - Fri 8-5 / Sat 8 - Noon  
 Teri Frye, Retail Manager  
 766 W. Main Street  
 Greensburg, IN 47240  
 Office: 812-663-6411  
 Toll Free 800-443-5993  
 Website: [www.premierag.com](http://www.premierag.com)  
 E-mail: [frye@premierag.com](mailto:frye@premierag.com)

## DUTCH DISCOUNT GROCERIES

Located in Center Square • 10390 N. St. Rd. 56 • Vevay, IN 47043  
 (812) 427-2594 • Mon-Fri 8 am - 6 pm • Sat 8 am - 4 pm

Complete Line of Discounted Groceries • Cleaning Supplies  
 Fresh Meats & Cheeses • Frozen Food • Bread & Milk  
 Amish Made Crafts • Wooden Toys • Quilts & Hickory Rockers







Dave and CC have just added buggy rides. Here "Moose" is ready to take us for a ride to the Beach and back. Ron Drake in front seat, Dave and CC in rear seat, Moose pulling.



I took this photo from the buggy, Moose clipping right along, very smooth ride, as you can see by this clear photo of the Whitewater Lake beach area and Veteran's Memorial.



Dave in the process of removing Bandit's shoe outdoors, he learned to do his own shoeing. He has 30 head and each horse must be re-shod about every 8 weeks.

Stang, who works in the Whitewater Memorial State Park office, at the entrance to Whitewater Memorial State Park. She told me that Dave and CC were doing a real good job of making a go of taking care of the Saddle Barn for the park. She told me about the saddle barn being lost to a fire three years ago and his loss of \$35,000 worth uninsured equipment in the fire. I hadn't visited the Saddle Barn area at the park for some time. I told Debby I would make an appointment with Dave and do an article to hopefully bring him some additional business.

I called Dave and set June 29th as the day for me to visit with him to get some photos and information.

When I arrived on the 29th I found Dave working near the horses that were lined up, he was getting them ready for a trail ride, should some customers show up. We shook hands and introduced ourselves to one another. He introduced me to his wife, CC and to Ron Drake, a hired hand. Ron is from Oxford, Ohio and is learning about horses on the job.

Dave and CC showed me around and I took some photos. Then Dave picked up his guitar and sat down on the front porch of the office. He asked me

what kind of music I liked, bluegrass, country or gospel? I told him of the three, country. He asked what singer. I replied, George Strait. He began strumming the guitar and singing "A Love Without End, Amen" one of George's songs and one I liked real well. George Strait is only one of a few I have seen in person. Then he began singing and playing a tune by Buddy Jewel, a country singer who wrote several top hits for himself.

Dave told me he has been playing and singing various types of songs for the past 40 years. Playing mostly for fun, but has played with a few bands from time to time. He plays the guitar, banjo, fiddle, harmonica, base, drums and a couple others. On the back of his guitar is a list of songs, here is just a few of them: Cowboys don't cry, Folsom prison blues, Fishing song, Dig'n up bones, Three wooden crosses, The gambler, Love you for ever and ever, Boot scooting boogie, Achy breaky heart, Elvira, Country boy can survive and more.

On the west side of his office is a stage called "The Rusty-Horseshoe." He and CC, who plays the fiddle, got upon it and played a couple more tunes.

Dave told me they will be playing and singing on any given evening, campers and visitors will come over to listen. Many times some of them will join in and jam with him. He keeps extra instruments on hand just for that occasion. Some times the crowd

CONTINUED ON PAGE 28



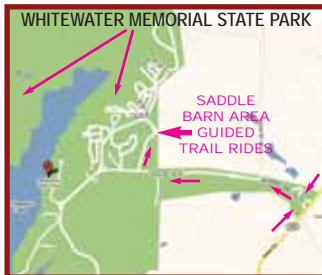
**Frame's Outdoor**  
Sporting Goods  
Country

- Fishing, Hunting
- Fort Knox Gun Safes
- Cooper Custom Rifles
- Camping, Firewood
- Live Bait

Whitewater State Park  
Brookville Lake  
Hunting & Fishing Headquarters  
Deer and Turkey Check-In Station  
Call: 765-458-7227  
855 South State Road 101  
Liberty, IN 47353  
Website: [www.framesoutdoor.net](http://www.framesoutdoor.net)  
E-mail: [framesoutdoor@aol.com](mailto:framesoutdoor@aol.com)



CC gives Dodger a treat after the two of them gave me a demonstration of their trick riding skills. Dodger sucking the pop-ice from the tube - stuuurrrrrpp!



Driving Directions: From I-70 Exit US 27 at Richmond, IN go south to Liberty to SR 101 south 1 mile. From I-74 Exit US 52 to Brookville to SR 101 north 17 miles to entrance.



**Noble Roman's**  
PIZZA EXPRESS

- 4 Grades Gasoline
- 2 Grades Road Diesel
- Plenty of Room for RV Fueling

**Krispy Kreme**  
DOUGHNUTS

**CountryMark**

**CONVENIENCE STORE**  
OPEN 24 HOURS

Seating for Dining Inside or Carry Out

U.S. 27 NORTH IN LIBERTY, IN • PH: 765-458-0724

**Woodruff's Supermarket**

10 South Main St., Liberty, IN  
at the Corner of St. Rd. 44 & U.S. 27

**Full Service Meat Department**  
Produce, Dairy, Groceries & General Merchandise

Hours: Monday-Thursday 6 am - 9 pm  
Friday-Saturday 6 am - 10 pm  
Sunday 6 am - 7 pm

"Get Everything You Need At One Handy Location"

**Call Us At 765-458-6213**

# News from the Indiana State Police



by Sgt. John D. Bowling

The posts being consolidated are: Terre Haute Post will consolidate with the Putnamville Post effective July 1, 2010. Connersville Post will consolidate with the Pendleton Post effective September 1, 2010. Redkey Post will consolidate into portions of the Fort Wayne, Pendleton and Peru Posts effective November 1, 2010.

The posts affected by the consolidations and that will have changes to their existing county boundaries are: The Indianapolis Post will add Hendricks County from the present day Putnamville Post along with the addition of Hancock and Hamilton Counties from the present day Pendleton Post.

The Indianapolis Post will serve the seven counties of Boone, Hamilton, Hancock, Hendricks, Johnson, Marion and Shelby. The Putnamville Post will add the counties of Clay, Parke, Sullivan, Vigo and Vermillion from the present day Terre Haute Post.

The Putnamville Post will serve the six counties of Clay, Parke, Putnam, Sullivan, Vermillion, and Vigo. The Peru Post will add Grant County from the present day Redkey Post.

The Peru Post will serve the seven counties of Cass, Fulton, Grant, Howard, Miami, Tipton, and Wabash. The Bloomington Post will add Morgan County from the present day Putnamville Post.

The Bloomington Post will serve the six counties of Brown, Greene, Lawrence, Monroe, Morgan, and Owen. The Versailles Post will add Franklin County from the present day Connersville Post.

The Versailles Post will serve the ten counties of Bartholomew, Dearborn, Decatur, Franklin, Jackson, Jefferson, Jennings, Ohio, Ripley, and Switzerland. The Fort Wayne Post will add Blackford County and Jay County from the present day Redkey Post.

The consolidated Fort Wayne Post will serve the 11 counties of Adams, Allen, Blackford, DeKalb, Jay, Huntington, LaGrange, Noble, Steuben, Wells and Whitley.

The consolidations announced today will also result in changes of some state police radio dispatch operations. As the date of the change nears there will be future announcements to notify the public what number to call to reach the state police post that serves their particular county. As always, in the event of an emergency the best number to call is 9-1-1. Additionally state police personnel will be contacting county officials in the counties of the posts that are being consolidated to coordinate for a smooth transition.

In March of 2010 the Indiana State Police consolidated the operations of the former Seymour Post with the Versailles Post. At that time it was addressed that the state police must be good stewards of the tax dollars entrusted and we are utilizing advancements in technology to provide the most efficient police services possible to the citizens of Indiana.

Also noted at that time was the fact that the present post locations were based on geography and technological capabilities of the 1930's. While the geography remains the same, the technological advancements of police vehicle in-car computers allow for wireless transfer of traffic citations, crash reports, criminal case information and many other reports that previously required state police officers to drive to an office location to turn in paperwork.

As for the possibility of future consolidations – as was stated at the time of the Seymour/Versailles consolidation - such options remain open due to the continuous evolution of technological advances. It is a standard part of our operation to regularly evaluate the best practices to ensure efficient, cost effective

CONTINUED ON PAGE 26

## Consolidation of 3 State Police Posts Announced

By now everyone has heard about the State Police plan to consolidate posts. Below is the press release from First Sergeant Olech that was originally released on June 3rd, 2010, outlining the consolidation plan.

Indianapolis – On June 3, 2010, Indiana State Police Superintendent Paul Whitesell held a Command Meeting with department command personnel from across the state to announce the planned consolidations of State Police Posts. Along with the consolidations, several existing state police posts will have counties added to or removed from the present district boundaries. The changes announced today affect the internal operation of the state police and will have no impact on the services provided to the public.

Superintendent Whitesell announced at the command meeting that the consolidations will not result in involuntary job loss by any civilian or police personnel. All civilian personnel will have the opportunity to transfer to a position at other state police facilities. State police road troopers, detectives and supervisory squad sergeants will continue serving within the counties they are presently assigned. The District and Assistant District Commanders of the consolidated posts will receive new assignments that will not result in loss of rank.

### Norm's Bait Shop

197 N. Sycamore Street  
Campbellsburg, IN 47108

- Live Bait • Combo's
- Line • Hooks • Artificial Bait

ALL YOUR FISHING NEEDS

812-755-4402



### Noble Boys Furniture

Featuring Solid Oak and Solid Wood Bedrooms, Dining Rooms, Living Rooms, A Lazy Boy Owned Co. & Lane Recliners, Bedding and Other Household Items Dutch Craft Bedding Made by Amish

6032 Holland Rd., Brookville, IN  
(White's Farm - U.S. 52)

Mon-Fri 9-5 / Sat 9-4 • 765-647-4875

"Quality Furniture At Fair Prices"

## IF YOU CHOOSE TO DRIVE IN A DRUNKEN STATE...



**DON'T DO IT IN OUR STATE!**  
**OVER THE LIMIT...UNDER ARREST**  
**INDIANA STATE POLICE**

**JoJo's Restaurants**  
 Sandwiches, Chicken, Salads, Soft Serve Desserts  
**J's Dairy Inn J's II Restaurant**  
 Highway 44, One Block West of Traffic Light  
 Liberty, IN 458-5812 Richmond, IN 966-3663  
 Prepared to Order Food  
 Summer Hours, Open Everyday 11 am to 10 pm

**"ACROSS FROM COURTHOUSE"**

HOURS:  
 Tues - Sat 5 am to 1 pm  
 Sundays 6 am to 1 pm

Home Cooked MEALS  
 Dine-In or Carry-Out

**LIBERTY RESTAURANT**  
 7 West Union St., Liberty, IN 47533  
 765-458-5223

**LAUREL HOTEL RESTAURANT**  
 200 E. PEARL ST. LOCATED 1 BLOCK OFF SR 121 IN THE QUAIN HISTORICAL TOWN OF LAUREL, IN

- PAN FRIED CHICKEN
- CHAR-BROILED STEAKS
- SEAFOOD & Much More
- Seafood or Country Buffet, Fri. - Sat. 4 - 9 P.M.
- Full Menu, Sunday 11 A.M. - 8 P.M.

MENUS AVAILABLE, ALSO CHILDRENS MENU  
 FAMILY DINING - LARGE BANQUET ROOM  
 RESERVATIONS WELCOME 765-698-2912  
 Closed MON-TUE HRS: WED THU 11am-9pm / FRI-SAT 11am-10pm / SUN 11am-8pm  
 Less than 10 minutes from Metamora

**Martino's**  
 Inside Dining or Carry-Outs  
 = Italian Villa =  
 Restaurant & Lounge

**"Homemade Goodness In Every Bite"**

**Real Italian Pizza • Full Menu**

- LASAGNA
- PIZZA
- STEAK
- SPAGHETTI
- SANDWICHES
- SEAFOOD

11AM - 10PM MON - THURS 11AM - 11PM FRI & SAT  
**765-457-9181**  
 1929 N. WASHINGTON • KOKOMO, IN

**DAIRY COTTAGE RESTAURANT**  
 (765) 647-5451

**Home Of Flavor Rich Fried Chicken**

**Complete Line of Sandwiches, JoJos, Fries, Mozarella Sticks, Onion Rings, Etc.**  
**LARGE SELECTION OF ICE CREAM, SHAKES, SUNDAES, CYCLONES**  
 1116 Main St. Brookville, IN 47012  
 Est. Oct. 02, 1958

**Kampfire Kookin'**



with Ray McCune

**Kookin' Wild Thanks II or More Wild 'Free' Food**

Growing up in the hills of West Virginia in the period right after World War II, our family as well as everyone else in our small town, lived on food from our gardens in the summer time and from our cellars in the winter. Food bought from the stores in town consisted mainly of food we couldn't raise in our gardens nor find in the woods. And we did get a lot of our food from the woods and waters in the area.

Saturday was shopping day in town and we bought coffee, bananas, white bread, hamburger, sugar, spices, and seasonings mostly or maybe a new pair of shoes, dungarees, socks, work gloves, and tools. Most everything else we raised or from what Mother Nature provided. I'd like to share some more 'wild' food recipes with you.

**BAKED, STUFFED CARP**

(They are good to eat, no kiddin' (if caught in fresh water). 1 (6 lb.) carp (head, guts, tail, fins, skin, scales, and mud vein removed)

**STUFFING**

- 1 qt. bread crumbs or cubes
- 3 tsp. minced onion
- 2 tsp. ground sage
- 1/4 tsp. salt
- 3/4 tsp. pepper
- 1/4 cup finely chopped celery
- 6 tsp. hot melted butter

Mix all ingredients well until bread is moist. Stuff the fish with the mixture. Place stuffed fish on aluminum foil that has been sprayed with a non-stick cooking spray. Put in a baking dish. Put the dish in an oven that has been pre-heated to 500 degrees. Let brown for about 10 minutes. Remove and cover carp with bacon slices. Lower heat to 425-degrees, put fish back in oven and bake for 35 minutes. Add 5 minutes per pound for carp larger than 6 pounds. Watch out for bones.

**BAKED CARP FILLETS**

(This works with about any type of fillets.)  
 Remove mud veins from enough carp fillets to fill a 9" X 13" bread pan - one layer. Put melted butter or olive oil in bottom of pan enough to just coat the bottom. Put the carp fillets in the pan and drizzle a little olive oil over the fillets. Sprinkle liberally with lemon pepper and lay several fresh onion ring/slices over the fillets. Bake until fish flakes with a fork - about 30 minutes. Serve with lemon juice or

lemon slices and watch out for bones.

**NATURE'S PINK LEMONADE - HOW TO MAKE IT**  
 (Caution - try just a little at a time. Make sure you aren't allergic to this plant.)

It was in the month of July and Troop 44 was at summer camp at Camp Chief Little Turtle on the Anthony Wayne Area Council Boy Scout Reservation just outside of Angola, Indiana. It was hot and the boys were thirsty. Most of them had already spent their camp allowance on pop, candy, camp T-shirts, and fishing paraphernalia. The boys were thirsty but not for water; they wanted something more like a cool refreshing soda. What to do? What to do?

Having been raised in a time and place where our family made most of the things we used or wore and gathered a lot of our 'food' from the woods, I remembered what my mom used to do in a similar situation. I suggested we make pink lemonade. The boys were interested and asked how they could help.

I noticed a lot of staghorn sumac trees in the area surrounding our campsite. I told them to grab their baseball hats and fill them with the red fuzzy berries and bring them back to camp. They put them in a large kettle from our chuck box. They followed orders excitedly wondering what I was going to do next.

I had them pick over the berries and remove all the leaves, twigs, and debris. Next I showed them how to crush the berries and then told them to pour some ice cold water over them (1 cup of berries to 1 quart of water) and to put on the cover. I told them to let the crushed berries and water soak for a while.

Meanwhile I asked one of the boys to get some sugar from the chuck box. After what seemed to be a too-long wait for the berries to give up their color and flavor, we tasted it, strained it, and added just enough sugar to make it taste just like pink lemonade - not too tart but not too sweet either. The boys loved it and one boy even filled his canteen to take home to show his parents. When we left camp for home the next Saturday there wasn't a berry left on any tree within 100 yards of our camp. The birds and deer would have to go elsewhere for their snack.

**NOTE:** Staghorn Sumac (Rhus. Typhina) is easily recognized in any season because of the close resemblance of its velvety twigs and branches to deer antlers while they are still in velvet. The berries are red, hard, and fuzzy. The berries of the poisonous sumac are white.

**GROUNDHOG SANDWICH SPREAD**

(One of my favorites.)

1 young tender groundhog (skin, gut, remove underarm fatty tissue, cut in pieces, and soak in salt water overnight).

Lots of garlic powder (to combat the smell of boiling groundhog) Several changes of water  
 1 large onion (cut in pieces) About 6 boiled eggs  
 About 1 cup of pickle relish

Mayonnaise enough to make mixture spreadable  
 Parboil groundhog in three different changes of water with garlic powder. On last change of water, boil until meat is tender enough to fall off the bone. Drain the meat and let it cool to the touch. Take meat off the bone and discard the bones. Put the meat, onion pieces, and eggs through a meat grinder. Mix in the relish and mayonnaise - exact amount depending on your personal taste. Refrigerate and let flavors blend. Serve on crackers or on bread as sandwiches or add a little extra mayonnaise and use as a party dip.  
 (TIP: Use your favorite ham salad recipe and substitute the groundhog meat for the ham.) This

CONTINUED ON PAGE 27

**D & J's CORNER MART**

**DEER & TURKEY CHECK-IN STATION FOR SALE**

Eat In or Carry Out "Good Food"

- Hot Soup & Coffee
- Deli Sandwiches • Pizza • Jerky
- Groceries • Produce • Snacks • Drinks • Ice Cream
- Picnic Supplies • Ice • Propane • Gas & Diesel
- Bait & Tackle • Hunting & Fishing Supplies

6581 West 600 S, Mt. Etna, IN • Jct. SR 9 & SR 124  
 Mon - Sat 6 am - 8 pm / Sun 8 am - 7 pm • Ph. (260) 468-2460

## Camping Here & Beyond



by John and El McCory

## They've Come Our Way and Now Going Back

Camping families are on the road again. Spring break is months past and school is in session for just a small percentage of high, middle and elementary kids and those parents associated in some way with school systems. Many school systems throughout the U.S. cut back on the expense of summer school this year and either shortened or cut school out altogether. Those who traveled more than a couple of hundred miles from home over the Spring Break probably went to the southeast or to the southwest to get away from our elements of winter we all expect each year. Those camping families, now without school, find more time to get away as the whole family can go, except, of course, those who have children in summer camps, band, or athletics or church camps. Now, with summer in full swing, the snowbirds have about all completed their annual trek back to the north to again inhabit the provinces of Canada just to our north and to the states north, northwest and northeast of us. Most of these people travel the interstates and are in a hurry to see grandchildren, neighbors and other relatives. Those who came home in the spring are looking forward to packing up and heading south, southeast or southwest as early as middle September. RV's and travel trailers going back to warmer winter climates full of bags of fruit, flea market finds and other commodities the snowbirds probably purchased at the last minute because they didn't want to forget anyone in the north just a few months ago.

You can just about guess what the campers had been up to in the south and the games they played. Some have dollies behind their motor homes hauling vehicles of all types, from motor cycles to sports cars, golf carts to ATV's to the Jeep types and the more efficient fuel users. Some must have stopped along the way to do some last minute mudding as we've seen some caked with various colors of mud. You can just about tell by this feature about where they've stayed or where they played.

The back ends of RV's and travel trailers are loaded with bicycles, ladders and tarp wrapped some things and this tells one they've had at least some exercise getting things packed and washing their campers. Then there were the toy haulers. The casual observer along the way usually has no idea about what is inside these portable garages and other various types of enclosed trailers. Having seen inside many of these over the years at our (now former) campground, we can surmise that there is room to

crash at the end of a long driving spell, with a place to cook and to watch television and the larger area to carry all their good stuff. From motor cycles and ATV's with tools to fix all breakdowns, to hobby outlays such as wood carving and sculpture tools magnetic sign making machines, file cabinets of sayings to press on tee shirts, drawers of items used in lapidary and jewelers making and, in at least 3 or 4 haulers we've seen diamond saws and polishing wheels used with rocks and minerals, and many other varieties of things to keep the hobby enthusiast busy. One of the latest crazes is the geocaching, whose followers stop along the way going or coming, find a new reproaching site, take an item and leave their mark, many times something they've collected elsewhere and leave off for someone else to find. Go on the net at [www.geocaching.com](http://www.geocaching.com) and read about this interesting hobby. You might get hooked.

We've seen very expensive sports cars and antique motorcycles in mint condition, some of which were used in car and bike shows or to "show" the other snowbirds and southern residents on a nice sunny afternoon on the busy byways in the south lands. Antique enthusiasts have everything from old cars to restore to boxes of antiques and collectibles to clean up and exhibit. One of our local friends has over 800 clocks he's collected and repaired to like new over the years.

One of the most interesting couple of campers for us was back in the 80's during the Texas oil problems. I was out behind the recreation building repairing picnic tables and I heard some vehicles pull up in front. The motor home was driven by man in his late 50's and a pickup camper pulling a closed trailer, driven by a younger man. The first was by himself and the latter told El it was just he and his dummys. El told him that wasn't really a nice way to talk about his family. He invited her out to the trailer, opened the doors and, yes, there were 6 or 7 life sized dummies sitting around a table on benches. Here were the likes of John Wayne, a Native American chief, a couple of "hillbillies," and a grandpa and grand-ma.

These men, an uncle and his nephew, had lost their jobs in the oil fields, got the idea of making dummies, found suppliers of hands, feet and facsimiles of the heads of "famous characters." They would stop at flea markets all over the country and buy the necessary outfits, purchase

wood to cut for the body frame, legs and arms, and hinges for the various joints. These were sold to all types of stores and restaurants, and to individuals. They were making a really good living as well as  
CONTINUED ON PAGE 26



**Remington, Indiana**

**I-65 (Exit 201) & US 24**

**For Reservations & Info:**  
**219-261-3828**

**Open All Year**

**115 Campsites with FHU**

**Wireless Internet**

**Fishing/Swimming/Activities**

**Rentals - Cabin, RV, Caboose**

[www.Cabooselake.com](http://www.Cabooselake.com)

# 2010 Farmer's Pike Festival

September 3-6

**"OPEN EVERY YEAR"**  
**LABOR DAY WEEKEND**  
Friday - Saturday - Sunday 9 a.m.-10:30 p.m.  
Monday 9 a.m.-5 p.m.

**Big 29th Annual**      See Reverse Side for Schedule  
**COLOSSAL MUSIC**  
(Also Visit the Lighthouse Chapel)

**4 Big Days**

**"ACRES OF TREASURES"**  
(Exhibitors from Coast-to-Coast)  
**Over 400 SPACES**  
**Antiques-Arts-Crafts-Uniques**  
**MANY GREAT FOOD BOOTHS!**

6 Miles East of New Castle on Ind. 38 to Wilbur Wright Rd.  
or 4 Miles West of Hagerstown to 85DE WATCH for SIGNS.  
(Corner of 850 East and 200 South)



INFO: Call 765-332-2134  
8140 East 200 South  
New Castle, IN 47362

No Alcohol or Soliciting  
— Nightly —  
**Lighthouse Beacon Light**  
[www.farmerspike.com](http://www.farmerspike.com)

INFO: Call 765-332-2576  
DeWayne & Shawnee Land  
Festival &/or  
Refinishing Shop

## ROCKVILLE LAKE PARK Primitive and Modern Camping

- A 400 Acre Park with: Camping, Fishing, Swimming, Boat Rentals, Nature Trails, Picnic Areas, Shelters, Basketball Courts, Sand Volleyball, Horseshoes & Playgrounds
- A 100 Acre Lake for: Boating, Swimming, Fishing, and Viewing Wildlife.
- Electric Motors Only • Monthly Team Bass Tournament • Call For More Information 765-569-6541
- Campground facilities with: electric, water, and sewer hook-ups, a sanitary dump station, and shower house. Primitive and Modern Sites available. We accept reservations starting March 1st a first-come-first-served basis. Reservations Accepted.
- Cabins Now Available

**OPEN: MARCH 27 - OCTOBER 31, 2010**

828 N. Marshall Road  
ROCKVILLE, IN 47872  
(765) 569-6541

[www.rockvillelake.net](http://www.rockvillelake.net)



VISIT THE LIGHTHOUSE CHAPEL



**Bands & Musical Acts**  
**(Free With Admission)**  
**Check Next Month's Ad For Schedule**



765.332.3048 Straughn, IN

WE ARE NOW A HOYT DEALER

5245 US 40 EAST STRAUGHN, INDIANA

Tues - Fri 1 PM - 8 PM / Sat 11 AM-5 PM Closed Sunday & Monday

www.girtsarchery.com

FARMLAND CONSERVATION CLUB Open 3-D Archery Shoot

Open to the Public

July 31, 2010 8am-3pm Open Shoot

Aug 21, 2010 7am-3pm Open Shoot

Farmers & Hunters Feeding the Hungry

September 4, 2010 - Open Shoot

30 Deer Size Animal Targets-Score due in by 3 pm

Awards at 3:30 pm - Plaques for 1st & 2nd

Adults (18 & up) / Youth (13-17) \$7 / 12 & under free

Concession Stands Available at Each Shoot

Girt's Archery, Anderson & Straughn, IN Archery Extravaganza

Sat, September 18, 2010

30 Target Course, Long Distant Shoot, Smoker Round & Dart Game

DOOR PRIZES - RAFFLE FOR A MATHEWS BOW

Adults \$12 (18+) / Youth \$8 (13-17) / Cub shoot free

Shoot starts at 8 am, Score cards due by 3 pm

Farmland Conservation Club

1454 N 500 W, Winchester, IN 47394

FOR ALL ARCHERY SHOOT CONTACT:

Ed Martin 765-914-8073 highlander\_Ed@yahoo.com

Ginger Martin 765-914-8050 edswench@yahoo.com

Website: www.farmlandconservationclub.org



Shooting foam now will pay dividends later

I estimated the buck to be between thirty five and forty yards away. As I released my arrow, it struck noticeably low, barely catching the top portion of his leg. He was obviously much further than I had anticipated.

Luckily the buck in question was not a real deer, but rather a foam target made by Rinehart. This unfortunate shot occurred at a Rinehart sponsored 3D archery shoot last month and I sure was glad that I still had plenty of time to sharpen my bowhunting skills before opening day arrived.

Although good practice year-round, with the early archery deer season fast approaching, now is a good time to get out and shoot some 3D targets in order to help prepare you for the real thing. Shooting 3D targets is not only fun, it affords you the opportunity to brush up on some archery skills that block or paper targets simply cannot.

While it is true that if you want to see how tight of groups you can shoot or dial in your pin settings, shooting at bullseyes or dots on paper is the best way to go. This makes you concentrate and focus on that particular spot, which in turn tightens groups. But when it comes to being able to consistently place an arrow inside the kill zone of an animal, there is no better way than by shooting 3D.

Shooting at 3D animal targets forces you to concentrate on the kill zone of the animal because it forces you to mentally pick a spot on that animal to shoot. There are no obvious bullsyes to aim at. This alone forces you to become familiar with the kill zone on various animals - which most 3D targets do replicate quite realistically.

Another huge advantage to shooting 3D is that it greatly improves your ability to judge distance. When shooting 3D competitions, for example, range finders are not allowed so you either learn to judge distances or lose a bunch of arrows. Also, it trains your eye to be adaptable when judging yardage. For example, a buffalo target that is 31 yards away can be deceiving, giving the appearance that it is much closer than it actually is. Likewise, a smaller



Top: Large targets, such as this Rhino, can throw you off when trying to judge distance. In this photo, the Rhino looks close, leading many archers to believe it is about twenty yards away or so... Bottom: (When in reality it is well over thirty yards away! The angle of this photo gives a better perception of the distance. (Joe Martino Photos)

target such as a groundhog can appear to be further away than it actually is. Also, the type of terrain the target is in can also be deceiving when trying to judge yardage. A downhill target in the woods may look further than a target that is positioned on an even grade in the open.

Besides simply judging yardage, this type of practice will get you more comfortable with shot angles - which is crucial since animals in the wild will rarely give you a perfectly broadside shot. Putting the pin directly behind the shoulder of a quartering away buck will likely not result in you taking that trophy.

3D shoots will also let you know how your equipment is performing because you will learn how your bow performs at varying distances on different types of targets. For instance, at the last shoot I attended, several of my friends got perplexed when faced with shots at yardages which appeared to be somewhere in between their pin settings. Luckily with my new Mathews Reezee, while my friends were wondering whether to use their first or second pin, I knew I could simply use my first pin. My Reezee also shoots such a flat trajectory that if I were off on my yardage, I

CONTINUED ON PAGE 27

Hoosier Fall Classic - September 10-12, 2010. Includes details on camping, shooting, and prizes.

Ludco Gun advertisement with contact information and website URL.

# Outdoors Tales



by Dan Graves

## Goin' Crabbin'

For the past three summers I've been fighting a plague on our lawn that is worse than moles and gophers. Somehow, crawdads have found their way from the lake, which lies a couple hundred feet to the south, into our yard where they build what looks like tiny mud volcanoes. I've tried pesticides and herbicides down the holes along with hydrated lime and out of desperation, bombing them with firecrackers. So far nothing has worked. But, I've got a surefire plan. As some of you midnight fishermen probably know, the old crank type telephones can be very effective when it comes to "calling" up fish. I plan to go a step further and hook up wires to a 4200 watt generator, drop those wires down two holes a few yards apart and not only drive them out of the ground but have the makings of boiled crawdad tails at the same time.

Having developed a real distaste for these prehistoric crustaceans, the plans for their electrocution was still in the back of my mind as Judy and I traveled to Charleston, South Carolina a few weeks ago. We were to spend a week there, roaming around the old town and its stately mansions and visiting some of the historic sites that told the story of the Civil War. Fortunately, Judy has a friend in Charleston who made the trip immeasurably more interesting and enjoyable with her knowledge of the area and its history.

Dianna, a pharmacist, a gourmet cook and an exceptional tour guide took time from her busy schedule to show a couple of Yankees many of the sites we would have missed otherwise, while explaining the historic significance of each. For two days she also served as our hostess, serving such breakfasts as grits smothered in gravy crowned with fresh shrimp accompanied by bowls of fruit, just bought from the daily market. Back home, my usual breakfast of cold, soggy cereal, a couple of pieces of limp toast and a half green banana, suddenly didn't

look very appetizing.

Then she dropped the hammer. "Tomorrow, we'll go crabbing". That took me by surprise. I know she's in the medical field but it seemed like she was getting a little personal. While I tried to think of an appropriate response, like I had just had my six month check-up a few weeks before, I breathed a sigh of relief when she explained what gear would be necessary. A package of chicken necks, small spin casting rods, long handled landing nets and a cooler to bring the catch home. She was talking about those crustaceans of the blue variety that are armed with a pair of sharp edged vice grips and a nasty disposition. From past experience with crabs, the type that run sideways on the beach while threatening you with that old Clint Eastwood snarl of, "Go ahead, make my day", I figured that proper attire would be welders gloves and knee high snake proof boots to protect us from being clamped onto by those bug-eyed little assassins. But I'm a lumberjack and I wasn't about to admit that I was going to be outdone by a petite blond who didn't have a bunch of vicious crawdads building volcanoes in her yard. To add insult to possible injury, Megan, a 19 year old soon to be university student would accompany us. Megan is an attractive young lady who doesn't fit the mold, and who any psychologist would have had committed if she admitted to enjoying chasing crustaceans. So here Judy and I were, bereft of protective gear, standing on the beach of a large salt water inlet in the company of two experienced ladies, armed with chicken necks and rods that defy description. Mine was about three feet long, including an injection molded handle with a decal of Spongebob Squarepants on the grip, a small closed face spinning reel and instructions from Dianna on how to use it. The chicken neck on, cast it out about 12-15 feet and wait. Then, begin reeling in very slowly so that if a crab that might have latched onto the neck won't spook and let go. I listened to the instructions carefully while hoping no one from home might by some astronomical chance stumble onto us, while at the same time wishing I had my fly rod. The back cast on a 7-1/2 foot Diamondback with a chicken neck attached might be a little tricky, but at least I would save face.

I cast and waited. Blue crabs don't strike like a bass or trout, so you reel in occasionally to see if you have a customer. While I waited patiently, Dianna scooped a couple of crabs off her neck (chicken, that is). In the meantime, Megan walked the waters edge and snared a couple more with nothing but

the landing net. Frustrated, Judy and I couldn't entice even a mentally challenged crab. Then, Dianna drop her poultry bait in with two crabs attached. Handing me the net she said, "Approach them slowly with the net so as not to spook them". Yeah, right. Has anyone ever heard of the parallax effect where something isn't where it appears to be? Scratch two crabs. I didn't know the things could move that fast.

So far, it was Dianna and Megan, four, Judy and I zip. At that time I would have traded Spongebob Squarepants for my Smith and Wesson .357 Combat magnum for just one shot at the little terrorists. Then it hit me. If Megan could do nothing more that walk the surf and scoop them out, why couldn't I do the same thing. Patrolling the waters edge like a Navy Seal on a covert mission I spotted three of the little devils about five feet out in a foot of water. Heh, heh. Very slowly I stalked them. Reaching out with the net I again discovered why a Hoosier Yankee can't outsmart a Confederate blue crab. As they scuttled

CONTINUED ON PAGE 27

SINCE 1980

## BURRIS

### ELECTRIC & PLUMBING SUPPLY, INC.

**COMPLETE LINE OF ELECTRIC & PLUMBING**

CUTLER-HAMMER • G.E. SW GEAR HYDROMATIC • BROAN

TOLL FREE 1-800-998-3576

AUSTIN  
812-794-2257  
199 N. FRONTAGE RD.  
1-888-845-2388

MADISON  
812-273-2976  
2976 SHUM PIKE RD.  
1-877-322-7401

SEYMOUR  
812-522-7401  
110 N. O'BRIEN ST.

## Bozarth Country Store

On The SALAMONIE RESERVOIR

<p>Fishing Tackle Hunting Equip Camping Supplies Boating Equip <b>Save BIG</b></p>	<p><b>BOZARTH CAMPGROUND</b></p>	<p><b>LARGEST Selection of Cast Iron</b></p> <p>BOZARTH CRAPPIE TOURNEYS Sat Sept 18th Sat &amp; Sun Oct 2nd &amp; 3rd Info Call Ryan 765-981-4522</p>
<p><b>Breakfast &amp; Sandwich Menu</b></p> <p>Tenderloin/Fries/20 oz Drink - \$6.00 Hamburger/Fries/20 oz Drink - \$4.50</p> <p>Many Other Great Food Items</p> <p>1 mile east &amp; 1 mile north of Lincolnville</p>		

**We Have A Large Breakfast & Sandwich Menu**

<p>Campstore / Grocery Fishing Tackle, Live Bait &amp; License Camping &amp; Hunting Supplies Cold &amp; Hot Drinks Ice - Pizza - Sausage - Hot Dogs Snacks &amp; Sandwiches</p>	<p><b>Hunting Check In Station</b> Banquet Room w/Kitchenette Arcade Game Room Showers (All Year) Boat Storage (Inside) LP Gas Refill Station</p>
--	---

765-981-4522  
7309 East 400 South  
Wabash County  
Lagro, IN 46941

**We Proudly Carry Bass Pro Products**  
Save on Shipping

Open All Year - 6:00 AM to Dusk

765-561-3354

S.C.I. Official Scorer!

## JERRY ADAMS TAXIDERMY

[www.jerryadamstaxidermy.com](http://www.jerryadamstaxidermy.com)

**Jerry Adams**  
951 East Cameron Drive  
Rushville, IN 46173  
Phone: 765-561-3354  
eMail  
[jerry@jerryadamstaxidermy.com](mailto:jerry@jerryadamstaxidermy.com)

**S.C.I. OFFICIAL SCORER**  
Give your trophy the recognition it deserves



Dill Archway located at 109 South Morton Avenue, c. 1830.



## 22<sup>ND</sup> ANNUAL CENTERVILLE ARCHWAY DAYS AUGUST 27-29, 2010

Article and Photos by Ray Dickerson

The 22nd Annual Centerville Archway Days will be held on August 27-29, 2010. The Festival will have activities going on downtown, in Maplewood Park, Tent, at the Mansion House, Methodist Church basement, City Building garage and Performance Shelter.

See Town Map on page 18 for Parade Route, location of Archways, Historic Buildings & Sites, Public Services and the Businesses who have sponsored this special pull-out Souvenir Section. To locate the sponsoring businesses cross-reference the number code in the right hand corner of their ad to their number on the map.

### SCHEDULE OF ACTIVITIES

Friday, August 27, 2010

- 10:00 am - 5 pm Quilt Show (Mansion House)
- Noon - 10 pm Food and Craft Booths
- 4:00 pm - 10 pm Children's Inflatables (Wristband session)
- 4:30 pm Chalk Art Contest (Downtown)
- 5:00 pm Opening Ceremony VFW Post 65 (Performance Shelter)
- 5:30 - 7:30 pm Gospel Singers Cindy Moistner, Janelle Marcum & Co. (Performance Shelter)
- 7:30 pm Money Pit (Park)
- 7:00 - 8:30 pm OGNIB aka (Tent)
- 8:00 - 10:00 pm Impossibles/Big Band Music (Park)

Saturday, August 28, 2010

- 6:30 - 10:30 am Boy Scout Pancake Breakfast (Methodist Church Basement)
- 9:00 am - 10:00 pm Food and Craft Booths
- 10:00 am - 4:00 pm Children's Inflatables (Wristband session)
- 10:00 am - 5:00 pm Quilt Show (Mansion House), Sidewalk Sales (Downtown) & Friends of the Library Book Sale (City Building garage)
- 10:00 am Pedal Tractor Pull (Park)
- 11:30 am Money Pit (Park)
- 1:00 pm Parade (Downtown) - (See Route on Map Page 18)
- 2:00 pm Corn Hole Tournament (Park), (Ambassador Health care Alzheimer Fundraiser) Martial Arts Demonstration (Park)
- 3:00 - 5:00 pm Teen Singers (Performance Center)
- 4:00 pm - 10:00 pm Children's Inflatables (Wristband session)
- 5:30 pm - 7:30 pm Mix Factory (60s to 2000 Music Show) (Performance Shelter)
- 6:30 pm Money Pit (Park)
- 9:00 - 11:00 pm Teen Dance DJ Steve Resh (Park)

Sunday, August 29, 2010

- Noon - 4:00 pm Quilt Show (Mansion House)
- Noon - 5:00 pm Food and Craft Booths
- 1:00 - 2:00 pm Little E (Elvis Tribute)
- 2:00 pm No-Hands Eating Contest (Performance Shelter)
- 2:30 pm - 3:30 pm Little E (Elvis Tribute)
- 3:30 pm Money Pit (Park)
- 6:30 pm Vesper Service (Performance Shelter)

**Handicapped Parking Available.** For more information contact Gary Killen at 765-855-2240, check out website: [www.centervillein.com](http://www.centervillein.com)



1. Historic Centerville Annual Quilt & Needlework Show in Mansion House at 212 E. Main.
2. Craft, food, businesses, services booths along Morton Avenue from Main to Water St.
3. Parade from S. Morton to Main W to Willow Grove S thru CHS grounds 1 pm Sat.
4. 2009 burying a time capsule at park, 1 to r; Marie Elstro, Connie Gareiss, Gary Killen & Dorothy Smoker. Note copy of August 09 Gad-a-bout in time capsule bag.

**Stop in today for Fresh Locally Grown Produce!!!**

We specialize in locally-grown produce and flowers  
 Garden accessories, specialty foods and gift baskets  
 Folk art, country primitives and unique gift items  
 Enjoy our year-round Christmas cabin

Open Tuesday thru Saturday 10 am - 5 pm

**CENTERVILLE FARMERS' MARKET**

(765) 855-1620

300 N. Morton Ave. • Centerville, Indiana  
 2 blocks South of West & Antique Mall

**CHECK US OUT FOR ALL OF YOUR EQUIPMENT NEEDS!!**

**Cub Cadet Kubota**

**PARTS, SALES & SERVICE**

**POLARIS Bobcat**

**ROGAN EQUIPMENT, INC.**

4737 National Rd. W., Richmond, IN 47374

1-888-966-9801 • 765-966-9801



2009 Archway Days Pie Eating contest, without using her hands this young lady got right down in the pie giving it her best effort.



The Centerville Abington Senior Center Happy Hobo Band performed in the Park Performance Shelter to the delight of the 2009 audience.



A night photo of the Boy Scout food booth in 2009 along Morton Avenue. I was experimenting shooting without using a tripod, my camera has a steady shot feature.

### Historic Centerville

Many famous people lived in Centerville in the 1800's. Many of their homes still stand as well as other historic buildings. Many of those are listed here: **Oliver P. Morton home** (1840) at west edge of town at corner of Willow Grove and W. Main, Greek Revival. **Daniel Lantz home** (1823) at 212-214 W. Main, Row Buildings, also location of archway. **James Rariden home** (1835) at 120 W. Main, Federal Style. **John S.**

**Newman home** at 126 North Morton Ave, Federal Style. **Judge Jacob Julian home** (1848) at N.W. corner of Plum & First St. **Henry Rowan's Mansion House** (1840) at 212 E. Main, an early Tavern and Stagecoach station. **Rawson Vaile home** (1842) at 111 W. Walnut St. Former Site of **Whitewater College** and first Grade School corner of West School and Spruce. **Salisbury Log Court House** (1811) behind 212 E. Main. **Samuel Hannah home** (1835) at 309 N. Morton. Federal Style. **Masonic Lodge** and former

**County Jail** (1823) corner of E. Main and First St (now library), Renaissance Style. **James B. Ray home** (1810) at 106 N. 4th st. Federal Style. **Thomas Commons home** (1835) at 310 S. Morton Ave. Row houses (1820) and archway at 201 - 205 W. Main St. **Dr. John Pritchett home** (1830) at 122 W. Main St., Federal Style. **Martin Ray home** (1836) at 107-109 W. Main St., Greek Revival Style. **Samuel Hannah hotel and store** (1835) at 101-105 W. Main St. ■



Gary Killen, owner of Killen's Automotive Service, standing in front of his business at 205 South First Street where the business has been since 1929.



Bill Senters, owner of The Old Clock Shop & Lamp Repair in his business at 320 South Ash Street where he began his TV Repair business in 1964.

### Oldest Business in Centerville Since 1929 at Same Location

George and Elizabeth "Lizzie" Killen purchased their home at 109 East School Street and the business location at 205 South First Street in 1929 for **Killen's Automotive Service**. Prior to that George had his automotive business in the building where First Bank of Richmond now occupies. The building George purchased at 205 South First Street had formerly been a 2-story sawmill which had burned. After the fire it was a one story building. George retired from the business in 1956 at the age of 75.

George's son, Charlie Killen, took over the business and worked there until January 2009 when he passed away.

Gary Killen who had worked with his father, Charlie, beginning in 1965, continues today carrying on the Killen tradition. ■

### Longest Single Owner Operating in Centerville at Same Location since 1964

Bill Senters opened **Senter's TV Repair** in 1964 at 320 South Ash Street in Centerville, he was 24 years old at the time. He quit his factory job in 1966 and worked full time at his shop from then on. He worked on car stereo's too working 60-70 hours a week. He retired from the TV repair in 2004 after working 40 years.

In 2003 he opened The Old Clock Shop. He had always been interested in clocks so he went to school to learn how to repair them. He has a love for old clocks and can repair all makes and models. He repairs them in shop and will visit the home of someone who has one who can't bring it to the shop. Larry Hensley, his nephew, will soon be taking over the business.

Bill and Mary had been married for 48 years when she passed away in 2007. They had two daughters, Lisa and Jenny. ■

**Killen's AUTOMOTIVE SERVICE**  
 765-855-5524  
 FAMILY OWNED AND OPERATED  
 ASE MASTER TECHNICIAN  
 WE TEST — WE DON'T GUESS  
 SAVE HUNDREDS ON YOUR CAR REPAIRS  
 JOIN OUR CAR CARE CLUB ③  
 205 South 1st Street, Centerville, IN 47330

The Old Clock Shop & Lamp Repair  
 Old and Modern Clocks and Lamps  
 320 South Ash Street  
 Centerville, Indiana 47330  
 765-855-5511  
 Bill Senters & Larry Hensley ④



# Welcome to Centerville USA

## Article and Photos by Ray Dickerson

We hope you come to Centerville for our festival, Archway Days.

I want to introduce you to some of the people who you might meet should you come here to visit or live. I think it is important to let you know a little something about those who work for the town and help protect it.

Our city building is located at 204 East Main Street. It's staff can be seen at right. Janice Roberts is the Town Clerk, she has been in her position since January 1, 1996. She and her husband, Garrett, have been married for 44 years, they have one son, Garrett II.

Helping Janice in the City Building is Suzanne Stover who has worked there since June 2005. She is married to Terry Stover (Centerville Supv of Utilities) who took over that position June 2009 when the Town Manager, Jay Martin retired. Suzanne and Terry have been married 38 years and have 4 daughters, Dawn, Melissa, Amy and Heather. Suzanne is a billing and records clerk.

Laurie Miller is the payroll clerk, she has been there since April 2009, she and her husband, Donnie, have been married for 27 years and have a son, TJ.

Sarah Murray helps Suzanne with the billing and records, she has been in the office since January 2000. She was out of the office when I visited there.

Centerville is governed by a five member Town Council that meets once a week in the Council Chambers in the City Building.

Members of the Town Council are as follows: President Dan Wandersee oversees General and Police, Ward 3; Doug Dillman oversees Electricity, Ward 1; Gary Holbert oversees Sewer and Storm Water, Ward 2; Mike Crawley oversees Water and Fire, Ward 4 and Pete Widau oversees Street Dept, Ward 5.

After I left Janice's office I had a chance meeting with Dan Wandersee, President of the Centerville Town Council who has been in that position since January 1, 1996.

I asked Dan what was the biggest challenge when he became President of the Town Council back in 1996

He told me the shape the town was in and how to correct the problems. Shortage of money was a big problem, even bigger today. The previous board hadn't gone after grant money for the town.

Added to that problem was the many mandates from the Federal and State governments, probably as far back as 20 years ago, unfunded mandates put on communities to correct without any help from them.

Dan said, "We decided to take a more pro-active approach to the problem and go after grant money to solve our problems."

Every town has to live up to the Federal Standards or mandates. If you don't they won't let you operate your system. Some communities have ignored the warnings and now are paying the price.

He continued, "We chose to be pro-active. We actually looked at this, we mapped out a ten-year plan, ten years ago and we voluntarily went to IDEM and said, here is our plan, here is what we are going to do and will you accept this?" They said, "Yes."



The staff who work in the Centerville City Building are from left to right: Suzanne Stover, Laurie Miller, Sarah Murray and Janice Roberts, Town Clerk.

Dan said, "One of the keys to our success in these 15 years, we have put in more than 20 million dollars worth of infrastructure in this town. Most of it has been "free money" or grant money."

He continued, "What we have done, fifteen years ago we obviously had a good rapport with Bonar, who is our Engineer, we partnered with them and Kenna Consulting, which is our grant writer; these two entities we have built up such a good rapport with them they literally bring stuff to us. They hear about a grant that is coming available, they bring it to us and see if it will fit any of our needs. They helped us go after a \$600,000 grant."

Dan told me that in his fifteen years of pursuing grants, there has only been two he didn't get.

The road project just completed through Centerville was a successful grant, the City Building office renovation is from left over grant money that fit the criteria. Another thing working in Dan's favor is his rapport with the Governor's office in Indianapolis, which helped get the Welcome Center in the Rest Stop on I-70 currently under construction.

I asked him if there was any cost to Centerville from that project.

He replied, "No, that cost us nothing, but they are buying the water and sewage treatment, we're treating their sewage. So they are a paying customer to the town of Centerville. With that we were able to get all this infrastructure put out there and

CONTINUED ON PAGE 18



Centerville Volunteer Fire Dept Fire Fighters from left to right: Marc Cromis 7 yrs, Gary Saunders 4 yrs, Kelly Green 7 yrs \*(32), Jamie Moore 16 yrs, Greg Hill 15 yrs, Matt Bedel 1 yr (Cade), Laura Riley 1 yr, Matt Palmeri 1 mo (2), Darren Aughe 23 yrs, John Pardo 20 yrs, Rick Morgan 21 yrs, Phil Bedel 5 yrs (16), Amy Thompson 6 mo, Will Stoffel 20 yrs, Tammy Davis 10 yrs, Jassen Martin 2.5 yrs, Dennis Spears Fire Chief 31 yrs and Gary Locke 33 yrs. Fire Fighters not present: Duane McDonald 18 yrs, Jeremy Blake 4 yrs, Mike Clark 5.5 yrs, Jim Brattain 10.5 yrs, Anthony Smith 2.5 yrs and Mike Davis 2 yrs. \*(\*) Total years other FD & Centerville FD.

**ANIMAL HOSPITAL OF CENTERVILLE**  
**DR. FRED PHILIPS**  
 1100 EAST MAIN STREET  
 CENTERVILLE, IN 47330

TELEPHONE: (765) 855-1450  
 TOLL FREE: 888-860-8253

EMERGENCY SERVICES AVAILABLE

5

**BRIAN'S GLASS, BAKERY & POTTERY SHOP**

**Brian's Glass & Pottery Shop**  
 765-855-3107

- Plate & Decorative Glass
- Replacement Windows & Doors
- Screens and Repair
- Pottery

Hrs: Mon-Fri 8:30-5:00 / (Pottery) Sat 8:30-2

**Cinnamon Spice Bakery**  
 765-855-3344

- Cookies, Pastries
- Wedding & Specialty Cakes
- Homemade Fudge, Carmel Corn
- Homemade Jams

Hrs: Mon-Fri 5:30-4 / Sat 5:30-Noon

6888 U.S. 40, Centerville, IN 47330

6

# Welcome To Centerville

CONTINUED FROM PAGE 17

it's all upside for future growth use, water and sewer, it belongs to the town of Centerville. So if some major business like a shopping center wants to build at the interstate, its ready and that revenue comes to the town.

I thanked Dan for talking to me, he was on his lunch break and had to get back to his career job in Cambridge City.

While I was still in the City Building, Police Chief Ed Buchholz, returned to his office so I took the opportunity to visit with him.

I asked Ed, now that he has been Police Chief for just over a month, "how's it been?"

He replied, "Busy, then laughed!"

I asked him if it was as he expected.

He replied, "I had been helping former Chief Larry Hart out quite a bit, he had been off for awhile, but, yes, it's been a bit overwhelming for a little bit. We've had several investigations going on, we're short-handed, but you know every one has his way of doing things. Trying to do those investigations and all the administrative work is pretty tough sometimes. Probably the biggest problem for his department is finding funding for overtime, a new mandated interrogation room and other needs of the department.

Ed joined the Centerville Police as a reserve officer in June 1993, he and his wife, Marilyn have been married for 28 years, they have a daughter, Angela.

A week or so ago I made an appointment to take a photo of the Centerville Fire Fighters

While waiting for all the firemen to arrive I learned quite a bit about the Fire Department.

Fire Chief Dennis Spears was in his office so I asked a few questions. Fire fighters? Currently they have 22 fire fighters, three shy of their normal number. How to volunteer? To become a Fire Fighter you have to be 18 years old, contact FD and fill out paperwork. You can be a Cadet at 14 yrs old. Pay? They are volunteer fire fighters, but they do get paid, last year it figured out to be about \$1.74 a run. Mutual Aid? Mutual aid comes automatically in a structural fire if fire is south of 40 & east of Morton Centerville, Abington and Richmond units are dispatched. If the fire is north of 40 & east of Morton Centerville, Webster and Richmond are dispatched. If the fire is

# 22<sup>ND</sup> ANNUAL ARCHWAY DAYS AUGUST 27-29, 2009



north of 40 & west of Morton Centerville, Greens Fork and Cambridge City is dispatched. If the fire is south of 40 & west of Morton Centerville, Cambridge City and Abington is dispatched to the fire.

Dennis is Fire Chief, Gary Locke is Deputy Fire Chief, John Pardo is Assistant Fire Chief, Darren Aughe and Rick Morgan are Battalion Chiefs, Duane McDonald and Gary Saunders are Captains.

Previous Fire Chiefs were as follows: Jack Cox, Charlie Killen, Joe Schverdecker, Bill Powell, Verl Palmer and Harold Schondlemeyer.

We are lucky here in Centerville to have leaders like Janice Roberts, Dan Wandersee, Dennis Spears and Ed Buchholz keeping us on the right track for a better tomorrow through their actions today. ■



Centerville Police Department from left to right: Matthew Alexander, Patrolman 2 yrs, Lloyd Ritchie, Corporal 19 yrs, Robert "RJ" Meyer, Patrolman \*\*\*(7-2-10), Dan Wandersee, Police Commissioner 15 yrs, Ed Buchholz, Police Chief 18 yrs, Ned Hines, Reserve Officer (6-1-10), Thomas "TJ" Hart, Patrolman 7 yrs and Darin Riney, Reserve Officer (6-1-10). \*\*Start Date

**The Enchanted Sleigh**



Gifts • Collectibles  
Goatsmilk Soap & Lotions • Linens • Glassware • Bears  
Cats • Dolls • Vintage Apparel • Vintage Jewelry  
All Occasion Cards by Susan Brack & Rachel Sharp  
Paper-mache by Susan Brack & Connie Toschlog

410 East Main Street, Centerville, IN 47330 • 765-855-2567  
[www.theenchantedSleigh.com](http://www.theenchantedSleigh.com)  
Hours: By chance or by appointment

Norma Jones, Proprietor **7**



We Value Your Trust and Confidence  
**Mills Funeral Home**  
Serving the Centerville Area  
405 East Main Street, Centerville, IN 47330  
(765) 855-5342 **8**

## Cap N Hook Sports

Fishing • Hunting • Live Bait • Joy Dog Food

"Your Geist Lake Connection"

Tim Wolfe Wildlife

Guns ~ Safes

"DEER & TURKEY CHECK STATION"

6383 West Broadway  
McCordsville, IN 46055

Open Year Round  
(317) 336-HOOK (4665)

## MIDLAKE TRADING POST

Minuties from Brookville Lake

Fairfield Ramp Road

Active Bait & Tackle Business FOR SALE

with living quarters & 2.5 car garage,  
on 1.4 acres. Inventory included!

Bait, Tackle, Ice, Pop, Propane, Groceries,  
Batteries, Camping Supplies.

Boat Storage for 50+ Boats/RV's

765-458-7554 or 765-458-6851

## POOR BOY'S COUNTRY STORE



Patoka Lake Crappie Headquarters

Specializing in Crappie Baits

• Gas • Diesel • Live Bait

Featuring Poor Boys "Almost Famous Ribs & BBQ"

• Chicken • Fish Sandwiches • Angus Burger & Fries

• Breakfast Items • Groceries • Ice

Full Taxidermy Service

OPEN 7 DAYS A WEEK 5 AM TO 8 PM

476 N SR 145, ECKERTY, IN 47116

812-338-3151

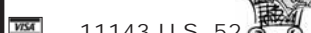
## SAVE-A-LOT

Don't Pay A Lot!

MON. - THURS. 8 A.M. - 8 P.M.

FRI. 8 A.M. - 9 P.M. • SAT. 8 A.M. - 8 P.M.


SUN. 8 A.M. - 5 P.M.



11143 U.S. 52

Brookville, IN 47012

(765) 647-2781



## MAX & MIMS MARKET

5987 S. STATE ROAD 101

765-458-6300

• Live Bait & Tackle • Gas • Firewood

• Groceries & Snacks • Ice • Propane

(Located in front of Heritage Hills Campground)

## INDOOR & OUTDOOR STORAGE

OPEN 7 DAYS A WEEK

Friday & Saturday 7 AM - 11 PM

## REUNION AT BLUE LICKS BATTLEFIELD STATE PARK KENTUCKY



Hidden Waters Restaurant in Blue Licks Battlefield State Park Kentucky. From left to right: Restaurant employees Justin Griggs, Juanita Jolly and Joyce Alexander, Mrs. Gad-a-bout Sherry Dickerson, Our friends from Richmond, Kentucky Brenda and Jim Eubank. Photos by Ray Dickerson

### by Ray Dickerson

Sherry and I got in touch with Jim and Brenda Eubank earlier in the year to see if we were going to be able to get together again this year. Jim and I served together in the U.S. Air Force back in the early 60's at RAF Chelveston in England. We hadn't seen each other since then until a few years ago I was reading a message on a website put together by a former RAF Chelveston airman and his wife called [www.rushden.org](http://www.rushden.org). Once I found the website I would go in periodically to see if any of the messages were from anyone I knew. In late 2006 around Christmas time I spotted a name, James D. Eubank with his e-mail listed on the message. The name sounded familiar so I sent him an e-mail message telling him I thought I remembered seeing him in the Supply warehouse at RAF Chelveston. Shortly thereafter I got an e-mail back from him. We corresponded for some time, then made plans to meet somewhere between Richmond, Kentucky and Centerville, Indiana. We had visited Blue Licks back in 1999, we suggested it for our get-together 47 years after we worked together at RAF Chelveston in Base Supply in 1960.

Since that first reunion we have gotten together



Sherry and Brenda looking at a picture in one of the Antique shops in Historic Washington, Kentucky on Route 68 just south of Maysville.

several times, this time again at Blue Licks. The great thing about Blue Licks Battlefield State Park is

CONTINUED ON PAGE 29



In Maysville, Kentucky along the Ohio River, beautiful murals have been painted on the flood walls, depicting life along the river in era in different time periods. Here Jim is catching up with Brenda and Sherry. This is a must see.

## QUAKERTOWN MARINA

Located on beautiful Brookville Lake at the peaceful North end...Quakertown S.R.A.

Liberty Indiana Ph: 765-458-6490

[www.quakertownmarina.com](http://www.quakertownmarina.com)

### LANDAU BOATS IN STOCK



1985 Gibson Houseboat, 14 X 44, \$38,500.00 Newer Furnishings, All New Window Treatments, New Bimini Top, Sleeps 8, New Air-conditioner, Hot Water Heater.

\*MOORINGS AVAILABLE

### BOAT RENTALS

FISHING BOATS - with motors

14' (3 person) 4 Hours \$40.00 6 Hours \$60.00

No extra charges / No deposits

PONTOON BOATS - Weekday

4 Hours \$40.00 6 Hours \$40.00

24' (10 person) \$100.00 \$140.00

PONTOON BOATS - Weekend & Holidays

4 Hours \$40.00 8 Hours \$210.00

24' (10 person) \$140.00 \$210.00

• Visa or Mastercard deposit required on pontoon rentals

• 24 hr. Cancellation policy

• Plus fuel usage / Over 8 hours - \$40.00 per hour

• Rentals are subject to 7% sales tax.

NO SMOKING • NO PETS • NO GRILLING

LANDAU BOATS • MERCURY MOTORS

BUILT FOR THE LIFELONG PURSUIT OF FUN.

MERCURY EFI FOURSTROKES





Susie and I standing on a bluff with a small river in the background. This spot was in a prairie dog town near the dig site. (Rich and Susie Creason Photo)



Dallas and William giving us beginning instructions as we started our really big game hunt. (Rich and Susie Creason Photo)

**Outdoors**

With Rich Creason

## My Biggest Big Game Hunt Ever

I have hunted deer, elk, moose, pronghorn, and bear with both gun and bow. I plan on hunting buffalo, caribou and alligator before I get too old. But, I have just returned from my biggest big game hunt ever. While I will never be able to mount this animal on my wall, I know I am one of very few people in the world who have ever successfully hunted this huge creature.

Two years ago, we started taking our grandson, Benjamin, to the Children's Museum in Indianapolis. This outstanding collection of permanent and traveling exhibits ranging from King Tut to Bob the Builder, to trains (including a huge locomotive), an old-time carousel, an outstanding dinosaur exhibit, and much more, were interesting, not only to Benjamin, but to us also. So we bought a Premier Membership to the Museum. This allowed two grandparents (us), one grandchild, and two guests to enjoy the attractions as often as we want.

One of the many perks of membership is the Museum magazine. In it we noticed they were inviting members (and non-members) to go to Faith, South Dakota on a dinosaur fossil dig. Now, I have hunted some big critters in my life, but nothing as big as a dinosaur! Cost was \$125 per day for members. (One of the cheaper hunts I'd been on.) We were unable to go last year, but signed up for the first day of the dig this year. July 2nd was our day.

We arrived in Faith on the afternoon of July 1

(after 1120 miles driving) and checked into the Prairie Vista Inn, operated by Roxane and Terry Ens. We weren't sure in this town of less than 500 people how adequate the facilities would be. We were pleasantly surprised. The rooms were large, neat, and as clean as any we had ever stayed in.

The next morning, we met with the rest of our digging group, 17 total. (There was 5 days scheduled with about the same number of people each day.) Nicole, Dallas, William, Sean, and Jayne, the representatives from the Children's Museum, were there also and began informing us what we would be doing on this great adventure. Unfortunately (for him), Victor had to stay at the Museum so the visitors there had someone to talk to about dinosaurs. We loaded our gear and coolers full of ice water into the transport vans for the 30 minute ride to the digging field. About a block out of town, we left paved road. We traveled a gravel road to the ranch road which was mostly dirt. This road ended and turned into tire tracks through gullies, barbed wire gates, and pasture land which led to the dig site.

In the middle of nowhere, there was a long, narrow awning which covered about 15 yards. It shaded a dirt ledge marked with one meter squares outlined with orange paint and small flags. Each digger picked a square, hoping it would be loaded with dinosaur bones. Dallas began explaining what we would be doing and how to do it. Our tools consisted of clam shuckers (a small, wide, dull blade used to open clams), Exacto knives, small paint brushes, dust pans, and bottles of very liquid (like water) super glue called paleobond.

Before starting our excavation, the museum staff took us to a nearby bluff to search for surface fossils. We spent about an hour finding pieces of bone, teeth, tendon, and assorted other dinosaur remains which we placed into Ziploc bags to take home. Then, we returned to the tent and found our section.

Susie and I had just started removing less than a handful of dirt at a time with the clam shucker when I heard a distinct "crunch". This means "back off" because I had hit a bone. I asked William to show me the next step. He showed me how to use the Exacto knife to begin carefully clearing dirt from around the top and sides of the bone. I was to continue this until I had the bone sitting on a

dirt pedestal. (If you dig under the bone, it will often break.)

Then, the scientific part began. I had found a caudal vertebra (the tail end) from a duckbill dinosaur (*Edmontosaurus annectens*) which had roamed this area about 65 million years ago. Everything had to be documented and William instructed everyone on the proper procedure. We started with giving the fossil a name (B339). Then the paperwork. The collector (Me!), the grid number (E-19), date, body part (if known), pictures, and other pertinent information.

Then, a one meter square grid, made of plastic pipe, and divided by string into 10 square centimeter sections, was lined up with the flags on the four cor-

**Mike's Metal Detectors**  
Your Source for Major Brand Metal Detectors & Proline Prospecting Equipment!

Mike Byrn - Owner  
9350 Indian Bluff Rd.  
Georgetown, IN 47122

(812) 366-3558  
Cell: (812) 267-1910  
Email: byrn@hughes.net

Like a good neighbor,  
State Farm  
is there<sup>®</sup>  
**CARL SHARP**  
27 W. Union St. Liberty, IN  
458-5574 or 800-974-5574  
www.carlsharp.com

State Farm Insurance Company  
Home Office: Bloomington, Illinois

**KOKOMO MARINE SALES & SERVICE**

**MERCURY MerCruiser** **LOWE BOATS** **MERCURY Outboards**

**33 YEARS OF MERCURY MARINE SERVICE**  
Mercury / MerCruiser Master Technicians  
• Spring Tune-ups • Storage  
2000 North Phillips - Kokomo, IN  
(765) 457-2202

**HEARTHSTONE FAMILY STYLE DINING**  
Located on U.S. 52 At The East End Of Metamora  
"OPEN TUESDAY THRU SUNDAY AT 11 A.M."  
Specializing In Pan-Fried Chicken, Country Cured Ham Catfish And Char-Broiled Steaks

**FRIDAY SEAFOOD BUFFET**  
4:00 P.M. to 10:00 P.M.

**SATURDAY COUNTRY & SEAFOOD BUFFET**  
4:00 P.M. to 10:00 P.M.

**SUNDAY COUNTRY BUFFET**  
11 A.M. to 8:00 P.M.

GROUP RATES and RESERVATIONS AVAILABLE  
**PHONE AHEAD FOR CARRY-OUT MEALS CALL 765-647-5204**  
OPEN 5 DAYS WED - THUR 11 AM - 9 PM / FRI & SAT 11 AM - 10 PM / SUN 11 AM - 8 PM



This is the one meter grid with 10 cm squares to map the proper coordinates for my find. This is used just before the specimen is taken from the ground. (Rich and Susie Creason Photo)



This is the end portion of what four days later turned out to be a large fibula. We named it Benjamin. (Rich and Susie Creason Photo)



Susie's rib fragment. She was the first human to ever see this piece! White label #B343. (Rich and Susie Creason Photo)

ners of our plot. Looking straight down from the top, the bone was located in one or more of the 10 centimeter squares and drawn in place on a piece of graph paper, also labeled with the above info. While this seems complicated, it was actually easy and accurately depicted on paper where the fossil was found.

Once the documentation was complete, the bone was carefully lifted, with the dirt pedestal still underneath, and removed from its multi-million year old home. It was then wrapped in several wrappings of paper towel to cushion and protect it, wrapped again in aluminum foil and taped shut. The tape was then labeled with name, numbers, etc., to correspond with the paperwork. This package was then placed into a large plastic container for its journey back to the Children's Museum in Indianapolis.

While 17 of us were digging, we kept the Museum staff busy helping excavate delicate fossils,



Two of the youngsters enjoying the dig. This shot shows a good view of the one meter square sections. (Rich and Susie Creason Photo)



The piece of vertebra I found. It is almost uncovered except for the dirt pedestal which stays underneath. (Rich and Susie Creason Photo)

**Sgt. Smith's Army-Navy Store, Inc.**

Hours: Mon-Fri 9-6  
Sat: 10-5

103 N. Main St.  
Rushville, IN 46173  
(765) 932-BUZZ (2899)

Toll Free Order Line  
1-877-USMC-VET (876-2838)

sgtsmiths@verizon.net

**Riggle-Waltermann**

**MORTUARY, INC.**

32 SOUTH ELEVENTH STREET  
RICHMOND, INDIANA 47374  
PHONE (765) 966-7684

N.F.D.A.  
I.F.D.A.

[www.riggle-waltermann.com](http://www.riggle-waltermann.com)

**Best STOP Auto Care**

2 Salisbury Rd., Richmond, IN

**Complete Auto Service**

- Tune-ups
- Brakes
- Transmissions
- Major engine work
- Cooling system service

Courteous, Friendly Service  
Questions? Just Ask! We're Here To Help!  
Pick up & delivery service available

CALL US TODAY  
**765-935-3849**

VISA MasterCard

**ASE**  
Auto Service Excellence

FROM THE MAIN STRIP TO THE DRAG STRIP AND EVERYWHERE IN BETWEEN

**MIDTOWN MOTORS**

SPECIALIZING IN HARLEY DAVIDSON

SALES • SERVICE • PARTS

**(812) 274-2653**

1245 W. Second St. • Madison, IN

documenting our finds, carrying five gallon buckets of dirt from the site to the dumping grounds, and passing out bottles of ice water to keep us hydrated. Cindy, an EMT from the Faith Ambulance Service, watched for signs of heat exhaustion and other medical problems, while passing out Band-Aids for blisters. Sean was kept busy answering questions, Jayne was the chief bucket dumper, and Nicole was in charge of all the necessary photographs. Dallas watched us all and instructed us on the careful removal of the bones from their ancient hiding places and usually was able to name the appearing fossil part.

Up and down the line, fossils were being found, documented, and packaged for shipment home. Susie had now uncovered a piece of rib about three by five inches and followed the process to get B343 to its future home. We both continued digging and exposed the end of something big. It was about six inches square (what we could see of it). Dallas thought it was a tibia (lower leg bone). While digging this bone out, we found another piece nearby, identity unknown! Unfortunately, our time was almost gone and we were forced to leave further excavation to the next group of diggers.

Sadly, but still excited, we headed home. Checking the Dino Blog on the Museum website, we kept track of the happenings after we left. After four days, our bone, (named Benjamin) was finally totally exposed. It turned out to be a very large, four foot long fibula (the other lower leg bone). The smaller bone next to it was a two foot long rib. They also discovered another large bone hiding behind those two. Again, identity unknown so far. The fibula will have to be placed in a plaster cast before moving it to prevent breaking. (The paleobond is also liberally applied to all the fossils to fill tiny cracks and bigger ones too, to hold the bone together.)

If this sounds like an exciting way to spend a day (or two), contact the Children's Museum at 317-334-3322, or visit [www.childrensmuseum.org](http://www.childrensmuseum.org). You can get info on Dino Digs, memberships, events, exhibits, or anything else you need to know. (For you teachers reading this, ask about the five day Dino Dig for teachers only!)

On the drive home, we were already talking about, not if, but which day(s) we were going to sign up for next year. In three years, our grandson will be old enough to go with us. I know his mother will have her name on the list too.

The author may be reached at [eyewrite4u@aol.com](mailto:eyewrite4u@aol.com).

# Outdoors Tales



by Phil Junker

## Oil spill impacts us all

There's bad news and good news about good news about the Gulf oil spill, and it can impact us all, even in Indiana.

Despite the constant news about the devastating oil spill in the Gulf of Mexico, much of Louisiana is fine, and still a wonderful place to visit -- at least for the near future.

However, there is no question that the terrible spill is not only having a negative impact on the coast and ultimately will impact us all from the price of gasoline and seafood to the wildlife that migrates through the Hoosier state.

I've been fortunate over the years to be able to camp and explore much of the coastal region of Louisiana from Lake Charles to Houma. It is a great place to fish, camp, and enjoy the wonderful people, food and attractions. I really love the place.

Much of the area's great fishing is inland away from the coast. My best largemouth bass fishing day ever was in the freshwater canals near Golden Meadow. The canals initially were constructed for developing and maintaining gas wells.

A number of years ago, the president of the Terrebonne Parish Bassmasters hosted me for a won-



Louisiana wetlands and lakes provide thousands of acres of freshwater fishing. Up to this point, most of the freshwater fishing has not been impacted by the Gulf oil spill. (Photo by Phil Junker)

derful day of bass fishing. I have no idea how many we caught, but know after a couple dozen, I quit counting.

One thing I remember was that there were small dams that separated the fresh water from the salt water. They were low enough that my host jumped them with his boat, and I assume a strong hurricane could push sea water and ultimately oil over these dams.

However, currently most of the oil hitting the shore isn't moving inland.

Sharon Allford of the Houma travel Bureau says, "Tours of wetlands are available and attractions are open. In fact, 95 percent of Louisiana is unaffected. Please come and see..."

Waterfowl which migrate through Indiana and the Midwest undoubtedly will feel the oil spill impact.

Delta Waterfowl Scientific Director Dr. Frank Rohwer has hunted ducks in the coastal marshes of Louisiana for more than 20 years.

"It's a special, special place, and it breaks my heart seeing it despoiled more and more with each passing day," he said.

Like other Gulf Coast waterfowlers, Rohwer is worried about the ongoing oil spill and what its impact will ultimately be on coastal wetland habitat and its fish and wildlife.

"This is an environmental disaster that could affect ducks and duck hunters for years to come," said Rohwer, who is also a professor at Louisiana State University's School of Renewable Natural Resources.

Fortunately, most ducks don't utilize the saltwater shoreline, but use inland freshwater marshes so far not adversely affected.

Dr. Fohwer was asked about the best and worst case scenarios for waterfowl wintering in the coastal areas.

"The worst case scenario is hard to imagine. For one, we have little understanding of how this will impact the coastal ecosystem as a whole and over the long term. But in the near term it is easy to envision this disaster being really bad for ducks and duck hunting in Louisiana. Right now the oil is in coastal waters and it could stay there.

"In the best-case scenario the oil flow gets shut off soon, the escaped oil mostly says out of the marshes and the coastal bays, and the clean-up crews recover most of the inshore oil before November. That is probably an unrealistic hope; a more modest hope is the oil remains restricted to coastal bays. That may mean that only diving ducks could face a high risk of being oiled.

"The worst-case scenario is that the oil continues

to spew until late summer and then a major tropical storm brings a huge storm surge—a 10- to 20-foot wall of water pushed ahead of major hurricanes. Ike and Rita brought huge amounts of high saltwater dozens of miles inland, which caused a major burn to the freshwater marsh.

"Recovery from such a salt burn can take years, because the salt has to be flushed out by rain. Imagine a storm tide carrying oil over the protective salt marsh and dumping it on the productive

fresh marsh. That would be a disaster for ducks—both in the short term with oil exposure and loss of food.

"Worse yet, it could take years, perhaps decades for the freshwater marsh to recover from the oil. Ducks wouldn't be the only casualties, either. A worst-case scenario would be a major blow to Louisiana's coastal waterfowl hunters. After all, we take our duck hunting very seriously.

###

Contact Phil Junker by email at: outdoorscribe@yahoo.com

## Knightstown Locker, Inc.

### MEAT PROCESSING



Open: Mon, Wed, Fri 8-6  
Tues & Thur 8-5  
Sat 8-12

8037 South 575 West  
Knightstown, IN 46148  
(765) 345-2410 (800) 718-6010

www.ktownmeatsandcatering.com  
ktownlocker@embarqmail.com

Daniel D. Titus, Owner & Operator  
"Pick up your summer sausage & snack sticks at our store."

## Red Barn Bait Shop



Hunting, Fishing, Camping,  
Guns, Ammo & Accessories  
Buy - Sell - Trade  
Open 7 Days

Phone: (812) 883-6483

For all your hunting & camping needs stop by the Red Barn  
3 1/2 Miles North of Salem on SR 135

## FOR SALE OHIO RIVER VIEW HOME



SITUATED  
ON 1.5 ACRES  
IN DERBY, IN

This three bedroom home with two fireplaces has lot of glass in the two large living rooms to enjoy the river view. Large screened-in porch and two decks, two full baths, one with a jacuzzi tub, a nice kitchen at 13285 N. SR 66, Derby. Close to boat ramp, American Discovery Trail. \$149,000. Cell Phone: 812-499-0209.

## Jerry's Marine Service

CERTIFIED TECHNICIAN  
WITH OVER 15 YEARS EXPERIENCE

• All Makes and Models • Specializing in Older Motors

Owner: Jerry Schreck

• 765-647-5911 • 765-647-5966

14045 Klein Drive

New Fairfield, IN (E Side Brookville Lake)



## OUTSIDE STORAGE

**GRASSY PLEAS FARM**  
**PASTURE RAISED BEEF**  
 Discover the health benefits of locally grown beef on a diet high in quality pasture & hay, fresh air & sunshine, no hormones and small amounts of grain.  
*From the Gentle Jersey*  
**NOW TAKING ORDERS FOR PASTURE-RANGE CHICKENS & TURKEYS**  
 25# Bundles or Whole Beef

**GLICK'S BUTCHER SHOP**  
 Abner Glick  
 Complete processing of deer, beef, pork, etc.  
 Old Fashioned Hickory Smoke  
 Monday - Friday, 7am - 7pm • Saturday, 7am - 3pm  
 Closed Sunday • 7020 Peacock Road • Williamsburg, IN 47393  
**(765) 847-2528**

**4-WAY BRIDGE BAIT SHOP & RESTAURANT**

- Live Bait • Tackle • Boat Rentals
- Breakfast & Lunch • Groceries & Ice
- Propane Exchange • Camper Spaces

Authorized to sell  
 J.J. Lures  
 Kely Cures  
 New: Cataulpa Worms

**BLADERUNNER ARCHERY**  
 AUTHORIZED MINN KOTA SERVICE CENTER  
 LOCATED IN THE MIDDLE OF  
 GREENE-SULLIVAN STATE FOREST  
**CALL (812) 847-7989 OR (765) 748-0554**  
[woswalt48@hotmail.com](mailto:woswalt48@hotmail.com)

**Dale Hardy Supplies**  
 Just 2 Miles North of US 24 on US 35  
**Logansport, Indiana**  
**(574) 753-6843**


**RED WING SHOES**

- Houndsmen Dog Boxes • Cajun Lights
- Nite Lites • Hunting & Trapping Supplies
- Diamond Dog Food • Buyer of Wild Root
- Red Wing Shoes • Carharts
- Horse Supplies & Tack • Custom Leather

**Carhartt**  
 Monday - Friday 9-6  
 Saturday 9-5  
 Closed Sunday

[www.dalehardysupplies.com](http://www.dalehardysupplies.com)  
[dalehardy\\_supplies@hotmail.com](mailto:dalehardy_supplies@hotmail.com)

**Trap Lines**



by Jack Turner, Jr.

**Obtaining Permission to Trap on Private Land**

Here it is August already. Where does the time go? By now you have mapped out your new trapping locations and have been spending time familiarizing yourself with those locations. You have ironed out all of the little details with the landowners. You are now awaiting the fall trapping conventions to pick up a few needed supplies. Then you'll be ready for the upcoming fur trapping season.

Believe it or not I heard a few chuckles amongst the Gad-A-Bout readers. I am sure that a great many of you have not started getting new locations yet, especially those of you that are just starting out. How do I know this? I know this because it wasn't that many years ago that I was in your shoes. I remember how intimidating and nerve-racking it was trying to obtain new trapping locations. To this day, many of us still experience some uneasiness when we walk up to a stranger's door and ask for permission to trap on their property.

Before I get into how to ask for permission, I should address how to find new locations.

There are three ways that I know of to find new trapline locations. First, advertise in local newspapers or place an ad on the bulletin boards of local businesses. The second way, is by word-of-mouth. Tell fellow co-workers or people that you know through civic groups, that you are in search of new locations to trap. The third and most popular way to find new locations is by simply getting into your vehicle and scouting areas which have habitat suitable for large numbers of fur-bearing animals.

Once you have found a few potential locations, the next step is to ask permission. There are a few things that you should and should not do when addressing landowners.

**ADDRESSING LANDOWNERS**  
 You always want your appearance to be neat. That doesn't mean that you have to wear a suit. It simply means comb your hair, shave or trim facial hair, wear clean clothes etc. Jeans and t-shirts or sweatshirts are acceptable, but stay away from shirts that have offensive sayings or pictures. In other words, stay away from the "co-ed

naked" and "alcohol" related attire. Watch your language! Not everyone curses, believe it or not. Omit all foul language. Show respect in every capacity. Always be prepared to shake the landowners hand. Make that handshake a firm one, especially to the males. An older fellow once told me, that you can judge a guy based on two things- a firm handshake and the condition of his dress shoes. I've never forgotten that. Address the landowner by saying "sir" or "ma'am". "Mr. or Mrs." is acceptable as well.

You will be turned down by some, so expect it. Even then, thank the landowner for his/her time. Landowners and farmers talk. If you make threats and curse a landowner that turned you down, it makes your chances of finding a place more difficult and reflects negatively on all outdoorsmen.

**KEEPING PERMISSION**  
 Once permission has been granted, do everything in your power to maintain the landowners confidence in you. There are landowners who might want you to target certain animals, like the raccoon or coyote, while others will tell you that it is acceptable to trap all legal furbearing animals. If you have a landowner that is specific on species, then abide by his wishes.

Leave the land as you found it. For instance, if the gate was closed when you arrived, make sure that it's closed once you enter the property and again when you leave. Do not leave any litter lying around. Make every effort to recover all traps, stakes, wire, etc.

As a token of your appreciation, you should give the landowner a small gift either at Christmas or at the end of the season. Some might show an interest in a pelt, give them one! The very least you should do is to send a thank you card to the landowner at the end of the season. It's a privilege to be able to trap on private property so you should treat it as such.

**ADDITIONAL TIPS**  
 There are other things that you may want to remember when talking to landowners. Don't spit tobacco juice or discard cigarette butts on their property. Try to look the landowner in the eye. I realize that some people have difficulty with direct eye contact, but give it every effort. If at all possible, ask permission when the landowner/farmer isn't busy with plowing or equipment repair.

**GET STARTED TODAY**  
 If you haven't started trying to get new locations to trap on, you'd better get started soon. There are other trappers in the area that may beat you to the punch. There are often good trapping locations within a 20 mile radius of your home.

While trying to obtain new trapping areas is scary or difficult for some, it is necessary if you want to trap fair numbers of furbearers or to increase your chances of a successful season. Don't forget to scout various habitats such as places where there are creeks, farm ponds, corn and soybean fields, hills, wooded areas and river banks. Good luck in your endeavors to find new trapping locations! As always, go out and create memories that will last a lifetime. ■

**SALES SERVICE RENTALS**

**drydock MARINA**  
 at Prairie Creek

**EVINRUDE**  
 Mercury  
 Mercruiser  
 Yamaha

6700 S. CR 560 East  
 Selma, IN 47383

PHONE: (765) 286-4976 FAX: (765) 286-4981  
 E-mail: [drydockmarina@aol.com](mailto:drydockmarina@aol.com)  
 Hours: Mon. - Fri. 9:00 AM - 5:30 PM Sat. 9:00 AM - 3:00 PM

25 Years of Technical Service on Most Makes and Models

**GET AN EARLY START**

**SALES EVENT!!**

**EVINRUDE E-TEC**  
**5 YEAR WARRANTY**

**Godfrey** **POLARcraft**

We are well equipped to take care of your needs, But small enough to care.  
 "WE SELL FUN"

Why Cook Tonight, When We'll Deliver It right?

**Pizza King**™

Lunch & Dinner

of Liberty

11:00 A.M. - 10:00 P.M. SUNDAY Thru THURSDAY  
 11:00 A.M. - 12:00 A.M. FRIDAY & SATURDAY

201 North Main Street - Liberty, IN 47353

**DINE IN CARRY OUT DELIVERY (765) 458-5775**

## Dog Tales



by Alan "Grizz" Smith

### Plotts in the Winner's Circle

I do not know about everyone else but I've been having a ball hunting some young hounds this summer. I got a call in mid June from a farmer that was having coon problems in a large sweet corn patch. So for the last three weeks (at the time I'm writing this) we've been treeing coon like crazy all around this sweet corn field. I'm doing the best I can to harass these coons and also give some young hounds some much needed experience. Treeing five or six coon in an hour and a half of hunting will certainly help build their confidence. There has certainly been a lot for the coons to feed on this year. There seems to be a bumper crop of mulberries, raspberries and blackberries. And while they are not ready yet the wild cherry trees seem to be loaded also. As with most kinds of hunting, if you can locate and identify the food source that is being utilized by your desired game, it makes the hunting of that animal much more productive.

Many new responsibilities have kept me from attending as many of the competition events as I had planned to this summer. I had written in my last article that I had a niece and nephew spending the sum-



Gr.Nt.Ch.,Gr.Ch.'PR' Morgan's Losses Hills Dawn Owned by Kellie Haney and Rex Morgan, Treed on an Ohio ringtail.(Photo by Alan Smith)



Kadin & Cory Hall with Gr.Ch.,Gr.W.Ch.'PR' Hall's Renegade Rambo. (Photo by Alan Smith)

mer with me. Well now I have two nephews and two nieces living with me, Ages 7, 10, 11 & 13, and not just for the summer. I'm not sure how long they will be here but they will be here as long as they need to be. My wife and I have never had children so to all of a sudden have four around twenty-four-seven is a little rough. I enjoy them so much though and after just six weeks I can't hardly imagine being without them. We've spent some time fishing, camping, swimming and horseback riding and I hope to get them more involved with the hounds and hunting as the fall seasons approach.

I also mentioned in my July article that I had planned to attend the 2010 Kids All-Around World Coonhound Championship in Brazil, IN. Unfortunately we were not able to make that event. I was disappointed for the kids because I knew they would have had a great time at this event. Ok I was disappointed for myself too. I'm not to backwards to admit it. I've attended this event and made my hounds available for the kids to use in the events many times. There is not much that is more satisfying as a hunter, than to see young kids getting involved in your sport. While I was not able to attend I was glad to see that a young man from Brant, Michigan named Kadin Hall (12 yrs old) handled Gr.W.Ch., Gr.F.Ch., Gr.Ch. 'PR' Hall's Renegade Rambo a Plott Hound to the Overall World Coonhound Champion Title. Rambo is owned by Cory Hall also of Brant, Mi. While I've never had the privilege of meeting Cory or Kadin I am somewhat familiar with their hound Rambo. Rambo has been doing a lot of winning in the events this year. He is one of the few hounds to ever beat my Zeus dog in a swim race, which he managed to do at the 2010 NPHA Big Game Nationals in Spartanburg, SC this year. Zeus won the Gr. Ch. Class but was beat out of the Overall by Rambo. Rambo was bred by my very close friend Joe Polly of Michigan. Rambo is out of his male dog Nt.Ch.,Gr.F.Ch.,Gr.Ch.'PR' Polly's Tufffoot Mr. RC Boone and 'PR'Polly's Tufffoot Beauty owned by Jason Richards.

I would also like to congratulate Ms. Kellie Haney of Fresno, Ohio. Kellie (age 15) and her older sister

Danielle are staunch supporters of the Plott breed. These young ladies work hard campaigning their plotts and spend a good amount of time in the winners circle while doing it. Kellie recently attended National Redbone Days in Ohio where she won second place Nt. Champion with Nt.Ch., Gr.Ch.' PR' Morgan's Losses Hills Dawn a plott co-owned by her and Rex Morgan of Castana, Iowa. This was the last win she needed to finish her to dual grand. Congratulations Kellie, I'm very proud of you and Dawn you are a well deserving team!

Well that about it for this month, take good care of your hounds and keep them in the timber as much as possible. I hope to see you soon at one of our events. If you have an event or any information you would like to pass on feel free to send me an email at [agrizzs@gmail.com](mailto:agrizzs@gmail.com).

## SCOTT'S GUN & TACKLE

ULTRA DOG FOOD / OWEN'S DOG BOXES  
HUNTING LIGHTS / DAN'S HUNTING CLOTHES  
GARMIN TRACKING SYS. / DOG LEADS & COLLARS

ARCHERY SUPPLIES / BOWTECH BOWS  
INDOOR ARCHERY RANGE / TECHNO HUNTING SYS.

MUCK BOOTS / RELOADING SUPPLIES  
LONG GUNS / HAND GUNS / AMMO  
FISHING TACKLE, SUPPLIES & LIVE BAIT

Under New Management  
Manager: John Durham

HOURS: Monday thru Saturday 7 am - 8 pm  
Sunday 9 am - 5 pm

200 N. Highway 3 & 7  
North Vernon, IN 47265  
812-352-7075

## SHOTGUN FARM BIRD DOG TRAINING



Young Dogs Started  
Older Dogs Finished  
Dogs Worked Daily

Hands - On Training with Plenty of Birds  
Hunt Test,  
Field Trial,  
Shoot To Retrieve and  
Foot Hunting  
Gun Dogs Trained

Trainers:  
Dick & Kathy  
Dunnuck



Call 317-398-7580

REFERENCES ON REQUEST

## Madison Outdoors GUNS AMMO SCOPES

Indiana Deer Check Station  
Shotguns Handguns Rifles  
Inline Muzzleloaders & Supplies  
Scopes Slugs Ammo Holsters  
Hunting Supplies

at the junction of Cragmont and SR 7

504 West State Street  
Madison, Indiana 47250

(812) 265-9306



MILROY SHOES

Mastercard - Visa

9214 S. State Rd. 3, Milroy, IN 46156

(765) 629-2109

Mon-Thur 8 - 5 / Fri 8 - 6 / Sat 8 - 3 / Closed Sun



**FARM TRACTOR PARTS**  
**NORTHERN TRADING CO.**  
 WALL ST., KENT IN.  
 OPEN MONDAY-FRIDAY 8:00-6:00PM  
 SATURDAY 8:00-1:00PM  
 CALL ROGER NORTHERN  
**812-866-3849**  
 rnother@seidata.com



**MIDDLETON TOOL SHARPENING**  
 630 N.W. 5th STREET  
 RICHMOND, IN 47374  
**LARRY MIDDLETON** 962-6996  
**COMPLETE SHARPENING SERVICE**

**ACE Scotts Hardware**  
 Junction 31 & 56, Scottsburg, IN  
 812-752-2991

- FISHING SUPPLIES
- CARHARTT CLOTHING
- HUNTING SUPPLIES
- GUNS & AMMO

Hours:  
 7 am - 8 pm Mon. - Sat. / 8 am - 6 pm Sun.



**PIONEER VILLAGE**  
 Gateway to Hardy Lake

- LIVE BAIT • TACKLE
- FIREWOOD • GAS
- BIO-DIESEL
- FISHING LICENSE
- HOT FOOD • DELI
- ICE • POP • CHIPS

3614 E. Hwy. 256  
 Scottsburg, IN 47170  
 PH: 812-794-2769  
 www.pioneersvillage.com  
 E-mail: whitnymore@pioneersvillage.com

**REM-BU Gun & Archery Shop**

- Guns • Archery • Ammo • Shooting Acc
- Scope Mounting • Recoil Pad Install
- Drill & Tap • Bow Repair

Buy, Sale, Trade  
 Consignments  
 Appraisals  
 New, Old, Odd & Otherwise




Mathews & Mission Archery Bows

DEER & TURKEY  
 CHECK-IN STATION

115 West 7th Street  
 Connersville, IN 47331  
 765-825-2613



and that's the news from  
**West Central Indiana**



by Don Bickel, Forester

**How big is a big tree?**

How big is a big tree? Of course, that depends on what kind of tree it is, what species it is. In Indiana, cottonwood, sycamore and some of the oaks are at the top for overall large size. But the pawpaw is a tree, as is the wild American Plum. Both of these seldom attain a trunk diameter of more than 10 or 12 inches.

Indiana has kept a record of the big trees found in the state. The trees listed in the Indiana Big Tree Register, are considered native to the state, in other words they were here as a species when the early settlers arrived. Several species somewhat common to a Hoosier are not native: common catalpa, osage orange and Chinese Elm. These trees while native to some part of the United States or another part of the world, were brought to and planted in Indiana.

The "native" determination is made by referring to the book, "Trees of Indiana" authored by Charles Deam of Bluffton, IN. The book originally written and published in 1912 was the result of Mr. Deam's travels across the length and breadth of Indiana. Charles Deam, a pharmacist became Indiana's first state forester and was a renowned botanist.

In the "Indiana Big Tree Register", 113 trees are named as native to Indiana. Some of these may be found throughout the state, while others may be located in either the south or north part of Indiana. Any tree presently listed in the Register may be displaced if a larger one is found. The Register is published every 5 years - the 2010 edition may be in my hands when this is being read.

A copy of the "Indiana Big Tree Register" is available at no cost to anyone who asks. By mail; Janet Eger, Indiana Big Tree Coordinator, P. O. Box 277, Shoals, IN 47581. By phone: (812) 247-2479 or e-mail: jeger@dnr.in.gov. Secure a copy and join in the search for Indiana's biggest trees.

In the Register, a tree is recognized by both it's owner and a nominator. In many cases, these nominators are the search party. About 30 years ago, I was the nominator for the biggest Flowering Dogwood. This tree was in Warren County and retained the standing until through a sale of the farm, it was cut down.

Since then I have nominated the largest Yellow Buckeye - in the town of Dana. This tree fell in a windstorm. I presently have nominated the largest Eastern Hemlock. This tree is in Montgomery County on a farm bordering Sugar Creek. Also, I am the nominator for the largest Northern White Cedar in the state. This tree stands in the Wesley Chapel Cemetery, Montgomery County.

With this interest in trees and a background as a forester, in 2003, I initiated the "Montgomery



Montgomery County's largest Sugar Maple, 152 inches in circumference. (Photo by Don Bickel)



Montgomery County's largest Chinquapin Oak. 23 Index Points short of the State Record. (Photo by Don Bickel)

County Big Tree Record". Referring to Deam's "Trees of Indiana", 68 species are considered native to Montgomery County in West Central Indiana. In the 2010 "Montgomery County Big Tree Record", 44 of the possible 68 are listed. The trees are listed with the names of their Montgomery County owners and nominators.

The rules to list a tree in the State book and the Montgomery County book are the same with one exception. The Montgomery County listing must be within the bounds of the county and the state listing must be within the state.

A big tree is defined by three measurements: 1) Circumference in inches at 4 1/2 feet above the ground. 2) Total height in feet; and 3) 1/4 of the average crown spread measured in feet. These three measurements are then added together to give a Point Index. The tree of each eligible species with the highest point index is considered the Big Tree of the species.

With each publication of the State Record (every 5 years) or the Montgomery Register (annually) there are changes. A new species is recognized - at present in the Montgomery Register, no one has nominated a Red Elm and in the State Record 2005, there was no nomination for Redbud. A tree listed in either book may be toppled in a wind storm, thereby eliminating it - only live trees are eligible. And of course, a tree may die because of insects, disease or decay.

A nationwide listing of "Champion Trees" is maintained by the American Forests National Big Tree Register. The measuring system previously

CONTINUED ON PAGE 27

**NOW OPEN SERVICING MOST BRANDS**

**PERFORMANCE LAWN & GARDEN**

13350 US 50 > DILLSBORO, IN  
**812-432-5610**

HOURS: 9 AM - 5 PM MONDAY - FRIDAY 9 AM - 2 PM SATURDAY • CLOSED SUNDAY





Indiana State Trooper Kris Martin holding two of twenty-four kilos of cocaine he found after stopping a semi to do a routine D.O.T. inspection on I-70. (Indiana State Police Photo)

## News From The Indiana State Police

CONTINUED FROM PAGE 10

and quality delivery of law enforcement services.

What this means to me is that I am no longer a Public Information Officer and have been reassigned to the Pendleton Post as an Administrative Sergeant. The good news is I will continue to write this column.

### Truck Inspection Leads to Twenty Four Kilos of Cocaine Valued at \$2.4 Million

Remember the article where I gave examples of traffic stops being more than "just a traffic stop"? This story is another good example of that.

New Castle - While conducting a D.O.T. inspection on June 14th Trooper Kris Martin discovered 24 Kilos of Cocaine believed to have a street value of \$2.4 million dollars. Martin stopped the semi pulling a box style trailer about 7 a.m., around the 121 mile marker on east bound I-70, to do a routine D.O.T. inspection.

Using his training and experience, Trooper

Martin became suspicious after speaking with the truck driver and his passenger. He called for assistance and the Henry County Sheriff's Department arrived shortly thereafter. Units from the Indiana State Police Drug Enforcement Section arrived at the scene to assist as well.

Consent to search was obtained and the cocaine was found in the semi-tractor's box trailer. Arrested was the truck driver, Oscar Cruz, 31, of Plainfield New Jersey, and his passenger, Jose Lazo Martir, 21, of Paramount, California.

Both men were lodged in the Henry County Jail on charges of Dealing Cocaine, Class "A" Felony, and Possession of Cocaine with the Intent to Deliver, Class "A" Felony.

Units at the scene believe the cocaine originated in California and was bound for New Jersey. Authorities in both locations have been contacted and the investigation is ongoing.

Trooper Martin stated "This was a team effort with units from Henry County Sheriff's Department, our Drug Enforcement Section as well as the DEA helping to get a lot of cocaine off the streets." Martin, a 9 year member of the Indiana State Police, is assigned to the Commercial Motor Vehicle Enforcement Division. Trooper Martin had received an award just 3 days before this bust, at a ceremony in Indianapolis, for being the 2009 "Trooper of the Year" at the Connorsville Post. Great job Kris!

Well this winds down another month's article. Remember, I can be reached at [jbowling@isp.in.gov](mailto:jbowling@isp.in.gov) anytime you have a question or comment. Thanks for allowing all of us to serve all of you, and for reading this article. Be safe, and we will talk next month. ■

## Fishing Lake Michigan

CONTINUED FROM PAGE 6

require using new, larger reels-just splice in enough 30 to reach from your rod tip to the downrigger release. One spool of 30 pound will outfit all your reels.

Fleas don't stick to all kinds of line equally. The worst seems to be Fireline and some of the other similar braids or fused polyester. Not only is it thin, it's not slick and once the fleas grip on it, they are there for keeps. I've switched to using Spiderwire and haven't had nearly as much problem-though I still pull and clean Spiderwire sets on deep downriggers or on Dipsey Diver lines at least every half hour.

Fleas don't stick to wire line very well at all. I don't know why unless the wire is so hard it breaks off their tails or so slick they slide off. Wire line diver sets are hot producers so it may be time for you to invest in a couple of wire line rigs.

Fleas don't stick to lead core line either for probably the same reason as they don't stick to the 30 pound monofilament. In all these cases it shows it is possible to cope with fish hook fleas. They aren't pretty, they aren't fun but don't let them have you saying "argh." ■

## So You Wanna' Catch More Fish

CONTINUED FROM PAGE 7

only other type of crank bait you can troll is a lip-less crank bait. These baits change depth and vibration by how fast you troll them. The down side to them is you are not real sure how deep they are and if you stop they sink to the bottom.

When I troll I pick a depth and I pick a crank bait that will dive that depth and ever so often tick the bottom. I only use two rods one out each side of the boat and I never use planner boards, at least not on Brookville. The best time to troll is from June-September Day light to noon and 3pm till dark or at

night during the full moon.

Good luck Tag

If you need more info Email me at [tag@tagnobbe.com](mailto:tag@tagnobbe.com) or go to the web site [www.brookvillelakeguideservice.com](http://www.brookvillelakeguideservice.com) or call my cell phone 765-265-3238 I guide fish for walleye, striped bass, and crappie starting mid April till the mid December 7 days a week on Brookville Lake. We fish out of a 2007 Lund Pro V 2025 with a 225 Honda motor. I supply everything all the way down to cleaning the fish. I can take 1 - 4 people. The price is according to how many people go \$400.00 for 4 people \$325.00 for 3 people \$275.00 for 2 people and \$225.00 for 1 person. We start at 7:00 am and fish till 1.00 To schedule trips call me at home 765-647-4329 or on my cell phone 765-265-3238

Fully licensed and insured for 13 years now. ■

## Camping Here and Beyond

CONTINUED FROM PAGE 12

being able to see all the contiguous 48 states. One day the uncle gave me \$1000.00 in cash told me he had a shipment coming in and left for the day to glean local garage sales and flea markets. Sure enough here came a delivery van with boxes for him. I paid, got the receipt and change, and wondered all day what was in the boxes. Later in the evening, about dinner time the man came back to pick up the boxes. He knew I wanted to see what was so expensive. When he opened the first box there were the plastic heads of John Wayne, the Indian chief, and the others. Other boxes included other heads and hands and feet. Not only our other campers, but people from around the community would stand around and watch the technique of building and dressing the dummies ready for sale.


Once in a while a large, expensive motor coach would pull in about closing time, the driver would get out and check in and say they just wanted to stay in a peaceful and quiet out-of-the-way place for a

**ARMY NAVY STORE**  
Buy & Sell  
Military Clothing & Equipment

**War Souvenirs**  
612 North A Street  
Richmond, IN 47374  
Bus. (765) 966-0417  
1-800-686-2769  
[ham66869@aol.com](mailto:ham66869@aol.com)

See Miles or Sharrie

**Brooke's Army-Navy Surplus Store, Inc.**

 (317) 255-TENT (8368)

5402 N. College Ave.  
Indianapolis IN 46220-3126  
Hours: Mon.-Fri. 9-6, Sat. 10-5

**Buzz T. Smith**



317.855.2291  
800.821.7384  
[sales@browniesmarine.net](mailto:sales@browniesmarine.net)  
[www.browniesmarine.net](http://www.browniesmarine.net)

Only 15 min. SE of Indianapolis  
Fairland Rd. - Exit 109 off Interstate 74

Four Wins  
Tracker Mercury  
Sun Tracker Nitro

**Chuck's Bait Shop & Paintball Supply**  
Bait & Tackle

GOOGLE [www.godsquarteracre.com](http://www.godsquarteracre.com)  
Volume Sales on Wax Worms  
Paint Balls, Guns & Supplies

4316 Pottawatomie Road Logansport, IN 46947  
574-722-4517

**Concrete Creations**  
Quality Lawn & Garden Statuary  
Retail and Wholesale  
NEW GIFT SHOP  
**Featuring Warm Glow Candles**  
60 plus Different Fragrances  
Lighted Infinity Mirrors & Solar Memorial Items

7210 W. 100 N. Fairland, IN 47340  
765-468-8739  
[concreteranch@verizon.net](mailto:concreteranch@verizon.net)

MIKE CLEVENGER 765-642-GUNS  
Owner 642-4867

**CRACKSHOT GUNS**  
BUY • SELL • TRADE  
Hours

715 East 53rd Street Tues. - Fri. 9-6:00  
Anderson, IN Sat. 9-5:00

**Buck Scrape Taxidermy**  
107 N 600 E  
Greenfield, IN 46140



**317-498-4372**  
[www.buckscrape.com](http://www.buckscrape.com)

At Buck Scrape Taxidermy we stand behind our work to provide the sportsman with quality taxidermy and customer satisfaction. We are competent in all areas of taxidermy including fish, birds, mammals and game heads.  
Visit our website for more details.



**Dietrich**  
Mower Sales & Service  
Cummins Generators - Browning Sales  
Scag - Stihl - Echo - Honda

MIKE PONSLEER  
Owner

Phone: (812) 346-3219 935 W. CR 115 S.  
Fax: (812) 346-2935 North Vernon, IN 47265

**DISHMAN'S QUALITY MEATS**  
1954 Custom Butchering & Processing  
Freezer Beef Halves Whole or Half Hogs

Skin-on Roaster Hogs  
35# Meat Bundles \$89.50  
[www.dishmansmeat.com](http://www.dishmansmeat.com)

**BUFFALO MEAT • CUSTOM ORDERS**  
1-888-ANY MEAT • 765-584-MEAT (6328)  
"Naturally Grown Chemical Free"  
5 Miles North of Lynn to Rd 300 S, Then 1/2 Mile East

**FLATROCK ARCHERY, LLC**

We Now Carry Athens, Bear, Browning, PSE Archery & Tenpoint Crossbows And Hunting Accessories

Hours: Monday - Tuesday - Thursday - Friday 11-6  
Saturday 9-3 Closed Wednesday & Sunday  
7760 South 500 West, Milroy, IN 46156  
Ph: 765-629-0313

American Owned American Operated  
**GRAY HAVEN MOTEL**  
Lester & Verneae Marcum, Owners



1200 West 3rd Street • Connersville, IN 47331  
**765-825-2151**

American Owned American Operated  
**HEIM MITE**

4300 Western Avenue (SR 1 North)  
Connersville, IN 47331 765-825-5118

**JENSEN S**  
Pawn, Jewelry, Black Powder Guns, & Bows  
702 S. State Street • Greenfield, IN 46140

**Art & Mel Jensen**  
317-462-4721

Immediate Cash Loans Buying & Selling  
on Secured Merchandise Gold & Diamond Jewelry  
Fast and Confidential Guns, Electronics & More

**DAVE'S TRIANGLE LLC**  
•GUNS & AMMO •BAIT & TACKLE  
•FISHING & HUNTING SUPPLIES •ICE  
•SNACKS •SOFT DRINKS •FIREWOOD  
"PIZZA & SANDWICHES-LOCAL DELIVERY"

**BOAT STORAGE**

SUN - THUR 7 AM - 6 PM  
FRI & SAT 7 AM - 10 PM  
Hazel & Dave Wilcox Jr

2955 S. Old Dunlapville Road  
Liberty, IN 47353, 765-458-7106

few hours, get some sleep and the would be on down the road early in the morning. One couldn't see in the windows as they were darkened and there were never any markings on the sides of the unit. The next morning the motor coach would be gone we would wonder if we might have housed an entertainer, a race driver or maybe a famous politician over night. I guess we'll never know. One time we had a man come in and stay in a large motor coach for a few days, and weeks later, we found we had had one of the top scientists in unmanned space travel stay with us. He had come back home to visit his local family and stay for a family reunion.

In an earlier column I mentioned preachers staying with us while they held revivals near by. Upon occasion they would come to our Sunday worship service, sing along with us and even one time lead the song service. Some left CD's of themselves or of their singing group and nearly always left a "business card."

Back in the days when we took our students on camping trips to the south and southeast over Spring Break we'd come upon miles of stopped traffic in both lanes south bound or north bound on I-65 or I-75. We'd get on the CB radio and ask what was ahead, why the traffic stopped. The most gracious responders were the truckers with, "a big traffic accident 7 miles ahead. Gonna be here for hours."

Put yourself in our place with 2 passenger vans loaded with teenagers, pulling trailers with camping and cooking gear and clothes for a week and no rest-rooms around. We learned very early to ask the truckers where to get off the interstate and the best way around the accident to our destination. I think I had all the escape routes memorized for years. You don't hear much about CB's anymore with the advent of cell phones and texting and iPhones. In emergency we find it best to call the state highway department or the state police at the next exit to find the way around the problem.

In contact this summer with some of the snowbirds around our town and other parts of the state we find they're making lists, organizing items in a special place in their garage or barn and starting to pack for the trek south in a few weeks. Some say they'll not take as much this year as there are places where they winter that have items they might need and no use to short themselves while they're back home.

We're enjoying answering questions on e-mails and phone calls. Some types of questions we thought we'd never hear. But, we try to answer the in the best way we can, or, research them and call or e-mail you back. Now, fully retired, we'll have more chance to see you in our favorite camping areas.

Contact us with ideas or questions at 260-637-3524 or [jmacnut@yahoo.com](mailto:jmacnut@yahoo.com). John and El McCory

**KAMPFIRE KOOKIN'**  
CONTINUED FROM PAGE 11

recipe is also good when using ground, cooked roast beef, deer, raccoon, squirrel, or rabbit, not 'possum; maybe skunk.)

**NOTE: DO NOT TELL ANYONE WHAT IS IN THE SPREAD,** not until sometime later - like at least a week - prepare for gagging reflexes.

So why not serve up some 'wild' foods the next time it's your turn to do the kookin' 'round your kampfire? ■

**FRENCH'S LOCKER PRIME MEATS**

Custom Processing  
Meat Locker

**BEEF - PORK - SHEEP - OSTRICH  
EMU - DEER - BUFFALO**

Portions - 5# - 10# - 50# Boxes & Sides  
Sausage - Jerky - Snack Sticks  
Hog Roasts - Custom Orders

106 Sycamore St., Batesville, IN 47006  
**812-934-2902**

**Indiana Outdoors**  
CONTINUED FROM PAGE 13

found that I would still connect with the target, usually just either high or low, and usually in the kill zone, while they usually missed altogether. They got frustrated, but it made me much more confident in my equipment. After a few rounds on the course it soon became apparent that my new bow delivers blistering speeds and flat-ass trajectory. Shooting through tight openings also posed no problems for me with my new Reezen. The Reezen is the most accurate bow I have ever shot, and I truly believe that the new Mathews Reezen is the most accurate bow that Mathews has ever built and I know this due to extensively shooting it in all types of hunting scenarios.

The bottom line is that practicing in real-life hunting situations will help prepare you for when that monster buck steps into one of your shooting lanes this fall. By then you should have no question as to which pin to use or where to put that pin because you will have been through this scenario a hundred times.

But probably one of the best reasons to shoot 3D has nothing to do with improving your skills at all. It is because it is just plain fun. Just getting a group of friends together to shoot, laugh at each other's misses and have fun is reason enough. ■

**MISFIRES & SNAGS**  
CONTINUED FROM PAGE 14

into deeper water I understood that we northerners have to settle for catfish and bluegills for supper.

To save face, I finally reeled in Spongebob with a tiny blue crab attached that fell through the net when I scooped it out. But I don't care. I plan to return armed to the teeth. I'll teach those salt water crawdads to respect us Yankees.

Dianna, Megan, both of you come to our part of the country and I'll hand each of you a fly rod and point you to a good trout stream. HA! REVENGE! How Sweet It Is! ■

**W. Central Indiana News**  
CONTINUED FROM PAGE 25

described defines these champion trees. Through the search by county or state, a tree may be found to make it into the pages of this national record.

Within Indiana, only a few - perhaps less than 6 counties - have begun their own big tree search. In this time of tree problems through insects, disease and man's shortsightedness, what better way to learn about one of our greatest natural resources - trees.

This writer welcomes all comments and inquiries with regard to this article.

E-mail: [edgeoftheprairie@sbcglobal.net](mailto:edgeoftheprairie@sbcglobal.net). ■

**READ  
THE GAD-A-BOU  
FREE ON LINE AT  
[www.thegadabout.com](http://www.thegadabout.com)**

**J. A. BERTCH & SON INC.**

**HARDWARE  
PAINT  
PLUMBING  
ELECTRIC**

51 WEST UNION STREET  
LIBERTY, IN 47353  
**PH: 765-458-5512**

## Guided Trail Rides

CONTINUED FROM PAGE 9

that gathers is larger than when he has regular bands come to the park. It was on one of those evenings when drummer Bob Baily joined in with him. It took awhile, but after their playing together for fun he learned from Bob that he played drums for none other than Jerry Lee Lewis and Carl Perkins. Dave told me that Bob would be on stage with him on July 4th weekend. He said that Baily lives near Lynn, Indiana.

Dave, CC and Ron went on about doing their chores for the day. Dave asked me if I wanted to take a photo of their buggy, new for this year, they are now offering buggy rides. They brought Moose up from the field, washed him off and hooked him to the buggy. I asked them if they could get in it for the photo. After taking the photo Dave asked me if I wanted to take a ride in the buggy to the beach and back. I thought about it for a couple seconds and said yes. Ron got up in the drivers seat, I rode shotgun on the left. Dave and CC rode in the back. Moose and Ron gave us a smooth pleasant ride with just the noise, clipety-clop, clipety-clop as we moved along. I was able to take some good photos along the route, a testimony to the smoothness of the ride was the clear images in the photos afterwards.

After we returned to the Saddle barn area several visitors arrived and parked their bicycles near the office. They wanted to know when they could take a trail ride, there was seven of them. They were from Antrim, Ohio. Dave told them he would be ready for them in about an hour. Dave, CC and Ron set about getting the horses ready for the ride. While they were doing that Dave had CC showed me some of her riding and trick skills with Dodger, a Canadian warmblood. She stood on his back with a whip in hand, she didn't have time to do her whole routine, but when she cracked that whip it got everyone's attention. Afterwards she gave Dodger a treat, he loves to suck a frozen pop-ice from the tube. He's real slick about it too, see photo.

Then Dave resumed his work with Bandit until the folks from Ansonia came back to take their trail ride. Dave, CC and Ron took them one by one, put them upon a horse, adjusted the saddle, gave them instructions and let each of them pose for a photo from another member of the group. When they were ready Ron took the lead and headed them down the trail, following at the rear was CC. Dave stayed behind.

We talked for quite a spell until another couple and a child arrived. I thanked Dave for taking the time to talk with me and I headed towards the road. Just as I neared the road here came the trail riders back so I stopped and took a couple more photos.

The Saddle barn is open from mid-March weekends until Memorial Day or thru the week by appointment (weather permitting) 9 a.m. to 5 p.m. After Memorial Day they are open 7 days a week 9 a.m. to 5 p.m. until Labor Day when they will go back to being open on weekends 9 a.m. to 5 p.m. or thru the week by appointment.

Dave and CC offer lots of activities for the visitors, from the basic trail rides to rodeo games, watermelon spitting contests, etc. Below is a listing of some of the activities.

### Trail Rides:

1.5 Mile ride taking about a half hour for \$15 per person.

2.5 Mile ride taking about an hour for \$20 per person.

9.0 Mile ride taking about 3 hours for \$50 per person (offers a lunch at the halfway point for \$4.50 per person, the lunch is prepared by a local restaurant, you can have ham, turkey, roast beef or club sandwiches). Private rides for the more advanced are available through the week or after 5 pm \$25 an hour (call ahead for reservations)!

**Pony rides:** \$3 for 3 laps or \$5 and play for as long as no one is waiting.

Private parties after 5 pm for large groups of 10 or more starting at \$300. for pony rides, horseback rides, hay rides, corn toss and live music. Two and a half hours of fun for the whole family!

Private riding lesson available - \$15. 1/2 hour - \$30. 1 hour

### Buggy Rides (New):

Saddle barn to Beach and back, fifteen minute ride. Adults \$8, Children 6 & under \$4.00.

### Sleigh Rides:

Weather permitting must have at least 3 inches of snow on frozen ground. \$5 per person

### Hay Rides:

Saturday evenings at 6 pm hay rides \$3.00 per person sign up ahead in the barn office. We can take between 20-25 people per wagon. When the 6 pm wagon gets full then we go to the 6:30 pm, then the 7 pm etc..

### Every Saturday Night:

Hayrides and Live music at the saddle barn. Jam session every Saturday. Bring your instruments and play, or your lawn chairs and enjoy.

### Karaoke:

Every 3rd Saturday of the month they do Karaoke.

### Rodeo Games:

Several times a year they do rodeo games, barrel racing and pole bending. For the rodeo games first Dave and CC show everyone how its done on a live horse, then they give the contestant a stick horse and time them. Its pretty funny and a lot of good family fun to boot. The mothers and fathers can participate too, they can win a \$20 pass and the 13 to 17, 6 to 12 and 5 and under can win pony rides. Dave and CC get a couple of live goats and tie them out on a ten foot tether, so the goat can go any direction, they (contestants) have to ride the stick horse to get the ribbon off the goat, its really fun to watch them.

### Talent Contest:

Once a year they do a talent contest. The last Talent Contest first place was \$100, second place \$75 and third place was \$50.00. They had three independent judges.

### Coming Events:

Aug. 7, Watermelon Days, Games, Music, Hayrides  
Aug. 14 Music, Hayrides  
Aug. 21, Music, Hayrides  
Aug. 28, Old Fashion Days, Games, Music, Hayrides

For a more complete list go to their website at [www.guidedtrailridesllc.com](http://www.guidedtrailridesllc.com) For Riding reservations or information call 765-458-6035 or Dave's Cell 765-618-4835.

Do me a favor, the next time you are looking for something to do on a weekend, or weekday for that matter, stop by Whitewater Memorial State Park Saddle Barn and visit with Dave and CC. I know you will enjoy your visit with them. If you ask, Dave just may sing you one of your favorite country, bluegrass or gospel song (s). Tell Dave and CC you read about them in the August Gad-a-bout.

Whitewater Memorial State Park is located at 1418 South SR 101, Liberty, IN 47353.

**Driving Directions:** From I-70 Exit 151 south on US 27 at Richmond, Indiana, go south into Liberty cross SR 44 go straight onto SR 101 south 1 mile to the park entrance. From I-74 Exit 169 onto US 52 north thru New Trenton and Cedar Grove north to Brookville merge right onto SR 101 north 17 miles to park entrance.

Stop by the park office at the entrance of the park, DNR employees Debbie Stang, May Jones or Danielle McGuire will be more than glad to help you in anyway that can.

You can also find information on all of the Indiana Department of Natural Resource Properties by visiting the IDNR website at [www.in.gov/dnr/](http://www.in.gov/dnr/)

**All Creatures Loved**  
**Crematory INC.**  
**PET CREMATORY**  
**13271 West Us 40**  
**Cambridge City, IN.**  
**877-655-5161**  
**765-541-9975**

## THE ORDER OF RED MEN

Greetings My Brothers!

Our Richmond tribe is growing. We have twenty four braves and/or chiefs since our start in February 2010.

Come to our Council Fire and learn about us; and share our fellowship, and help us help others through your prayers and your participation.

Our definition and purpose is "Freedom, Friendship, and Charity"; to inspire a greater love for the U.S. A. and principles of American liberty through its members linked together in a common

**KEN'S**  
**ASPHALT SEALING**  
DRIVEWAYS • PARKING LOTS • RESIDENTIAL • COMMERCIAL  
OWNER  
**KEN BALES**  
HAGERSTOWN, IN HOME 765-332-3068  
765-489-3422

**Light House Bait & Tackle**  
6330 So. C.R. 575 East  
Selma, IN 47383  
Ph. (765) 286-5049  
2830 E. Memorial  
Muncie, IN 47302  
Ph. (765) 287-8587  
Open 7 Days

**Peacepipe Bait & Tackle**  
HUNTING & FISHING LICENSE  
CAMPING SUPPLIES & GROCERIES  
FIREWOOD • OPEN ALL YEAR  
**DEER & TURKEY CHECK-IN STATION**  
4975 S. 1000 W., Andrews, IN 46702 • 260-468-2768

**Prairie Creek Pawn, Inc.**  
• Instant Cash for Items of Value •  
• New & Used Guns, Ammo, Holsters  
• Accessories • Coins • Jewelry  
Hours: Mon - Fri 9 a.m. - 5 p.m. / Sat 9 a.m. - 3 p.m.  
701 Burlington Drive, Muncie, IN 47302  
**1-765-288-2844**

**RIHM INC.**  
CAMBRIDGE CITY INDIANA 47322  
**FOODS**  
CUSTOM HOG & BEEF PROCESSING  
"Venison Sausage and Hams"  
Custom Curing - Hickory Smoked Hams & Bacon  
CATERING  
(765) 478-3426 1-800-846-6328  
[www.rihmfoods.com](http://www.rihmfoods.com)

**Marion's Greenhouse**  
4 miles North of 256 on Hwy 3, Deputy, Indiana  
**812-866-2856**  
Mon thru Sat 8 AM - 6 PM  
OPEN SUNDAYS!! 11-4:00  
**HALF PRICE SALE!**  
**ALL FLOWERS!!!**  
**Annuals & Perennials!!**  
**GARDEN PLANTS-late vegetables**  
**SOILS-MULCH-FERTILIZER**  
**All of your gardening needs!**

bond of brotherhood and friendship and to help others through organized local charitable efforts with the national charitable effort directed to Alzheimer's research.

We meet the third Thursday of each month at 6:00 P.M. at the MCL Cafeteria in Richmond to eat. Our council fire is lit at 6:45 P.M. and is quenched at approximately 7:30P.M. Our yearly dues is \$20.00. Look for us on the internet at [REDMEN.ORG](http://REDMEN.ORG). Locally call Malcolm Greene at 765-966-6404 or 765-259-1958 for additional information. May the Great Spirit be with you always!

## Reunion at Blue Licks

CONTINUED FROM PAGE 19

that the people are so friendly, the food is too good and the employees at the Lodge and especially the Hidden Waters Restaurant are like family. For some reason my recording tapes got jumbled so I'm just going to list the names I have in my memory and a one page note from our visit. I'm going to name them here in the order we visited with them this year. Darla at the front desk, Bernice Worls, Cindy Tackett, Justin Griggs, Joyce Alexander, Juanita Jolly, Jessica, Jean Dillon, Michael Schwendau (Property Manager), Wanda Teagarden and Brittanie. Let me tell you, we felt like royalty all the time we were staying with them at Blue Licks.

I do want to tell you about Wanda Teagarden, one of the ladies who cleans the rooms. It was around 10 a.m., boy was it hot. I was walking to my room and I heard this moanful dog barking. I looked out at the parking lot toward where the barking was coming from and there was a pickup with a dog carrier box in the bed sitting in that hot sun. The dog had to be very uncomfortable because it kept on barking and moaning. I saw Wanda and asked her if there was anything we could do to help the dog. She said she would check with someone. I returned to the Inn, when I came out Wanda told me she reported the dog to the front desk. Shortly thereafter, the truck was leaving the parking lot. Three cheers for Wanda, I know the dog would be cheering too.

Jim, Brenda, Sherry and I spent most of Saturday visiting Maysville and Washington, Kentucky. I am so glad we were able to get together this year.

After we returned to the park I sat down with the new Property Manager, Michael Schwendau, we talked about Blue Licks and outdoors in Kentucky. We had a very interesting conversation. Michael has some great plans for the park. He replaced Stephanie Gaither, who was the property manager when we first visited Blue Licks. Stephanie left to take another position offered to her with Kentucky State Parks.

On Sunday morning all of us had a wonderful breakfast in the Hidden Waters Restaurant before saying goodbye to all our friends there and saying goodbye to Jim and Brenda, then we headed home to Centerville.



Tim Woods caught this 24 lb. channel catfish on 6-18-10. (Norm's Bait Shop Photo, Campbellsburg, IN)



Shon Smith from Dubois, Indiana took 10 point buck in 2009 season. (Poor Boy Country Store Photo, Eckerty, IN)



Keith Reece took this 24 lb. Turkey in May 2010, it had a 10 inch beard and 27mm spurs. (Dave's Triangle Inc. Photo, Brookville Lake, IN)



Tyler Frame took this 27 lb Turkey with a 11" beard. (Frame's Outdoor Photo, Liberty, IN)

**Riverside Sporting Goods**  
 1811 N. Washington St.  
 Marion, IN 46952  
 765-662-1590  
 Family Owned & Operated  
 Manager: Chad Phillips

Fishing Live Bait Tackle Propane Ice

Hunting Guns Ammo Archery Personal Protection

Home of CP's Wholesale Bait 765-662-8487

CANOE RENTAL

U-Haul Rental 765-664-7939

**Shadyside Bait & Tackle**  
 Snack Shack  
 HRS: Mon - Sat 7 a.m. to 7 p.m. / Sun 7 a.m. to 6 p.m.  
 Tim Gladney  
 765.649.9025 1117 Alexandria Pike Anderson, IN 46012

**Troyer's Country Store & Bakery**  
 20 Varieties Cheese, Plus Raw Milk Cheese • Deli Meats • Bulk Foods, etc.  
 Baked Goods Friday and Saturday  
 ADM Feed Available  
 Dog • Goat • Horse • Chicken & more  
 Hours: Mon.-Thur. 8-6 / Fri. 8-5 / Sat. 8-4  
 10599 South SR 3, Milroy, IN 46156  
 (765) 629-2604

**WAGNER'S BARBER SHOP & GUNS**  
 GUNS - SAFES  
 GUN REPAIR  
 PAINTBALL

532 W. Sheridan, Greensburg, IN 47240  
 Phone (812) 663-2553

**Wanamaker Guns**

Military and Collectable Weapons our Specialty  
 7915 Southeastern Ave., Indianapolis, IN 46239

- Buy-Sell-Trade • Class 3 Weapons
- Consignments Welcome • We Buy Collections
- Restorations-Repairs-Appraisals

Mon, Tue, Thu, Fri 9:30-5:00 / Wed 12-5:00 / Sat 9-1:00 / Sun Closed  
 Other Hours by Appointment  
 317-862-4867 www.wanamakerguns.com  
 wanagun@shcglobal.net

**Rick & Jeff's Floor Coverings, Inc.** *We Will Not Be Undersold!*

For All Your Floor Covering Needs  
 (812) 754-0888  
 Now Carrying In Stock

kathy ireland  
 Shades of America

Sherrill  
 Omega  
 Mannington

Hwy. 56 East • Scottsburg, IN 47170



Roger Stouffer took this 28 lb. turkey (Bozarth Country Store Photo, Lagro, IL)

**S & L ELECTRIC INC.**  
 HEATING COOLING ELECTRIC  
 A CENTURY OF RELIABLE COMFORT  
 320 W. MAIN ST.  
 AUSTIN, IN 47102  
 812-794-3260

bryant WHAT-ER IT TAKES  
 Heating & Cooling Systems

# Gad's Corner

SEND YOUR PHOTOS TO: THE GAD-A-BOUT, P.O. BOX 85, CENTERVILLE, IN 47330 (INCLUDE A SELF ADDRESSED STAMPED ENVELOPE IF YOU WANT THE PHOTO RETURNED)



Kevin and Amy Bales from Economy, Indiana with daughters Ty, Chy, and Ky. A lucky day! (Kevin & Amy Bales Photo)



Ten year old Taylor Jewell took this button buck, her first deer, on 11-21-09. (Kevin & Amy Bales Photo)



Rick Raufelsen from Eckerty, Indiana took this 10 point, 192 lb. Buck. (Poor Boy Country Store Photo, Eckerty, IN)



This was Shane Branham's first turkey and weighed 19 lbs. (Bozarth Country Store Photo, Lagro, IN)



Nine year old Hayden Herron caught this 22 inch, 6 lb. 7 oz largemouth bass in a private pond on 6-4-10 at 7:50 am. (Poor Boy Country Store Photo, Eckerty, IN)



Greg Harrison caught these catfish in April 2010 at Brookville Lake. (Dave's Triangle Inc. Photo, Brookville Lake, IN)



Cody Frame took his first Turkey, it weighed 24 lb. and had a 11" beard and had 20mm spurs. (Jeff at Frame's Outdoor Photo, Liberty, IN)



John Jennings took this 27 lb. Turkey on 4-22-10, it had a 11.5" beard and 29mm spurs. (Red Barn Bait Shop Photo, Salem, IN)



Toby Ladd took his first Turkey, it weighed 18 lb. and had a 8.5 inch beard with 16mm spurs. (Jeff at Frame's Outdoor Photo, Liberty, IN)

**FARLAND CONSERVATION CLUB**  
**OLD HUNTER'S SHOOT**  
 September 19, 2010  
 9 a.m. to 3 p.m.  
 Rifle, Pistol, Shotgun,  
 Muzzleloader and Trap Shoot  
 7 Different Events  
 OPEN TO PUBLIC  
 Contact: Mel Barnhart 765-584-1339  
 or [www.farlandconservationclub.org](http://www.farlandconservationclub.org)

**J & J FARMS**  
 Home Raised  
 All Naturally Fed Meats  
 Chicken, Turkey, Pork, Beef  
 Low Prices - High Quality  
 We Also Have Brown Eggs  
 Free Range Hens — All Natural  
 4199 US 36 East, New Castle  
 765-520-0897

**INDIANA'S LARGEST SELECTION OF TACKLE**  
 FULL LINE OF TACKLE  
 • GARY YAMAMOTO • ZOOM • NET BAIT  
 • POOR BOYS • STRIKE KING SEXY SHAD  
 • DO-IT MOLD PRODUCTS  
 • WAPSI FLY-TYING STUFF

ALSO OFFER **BASS PRO SHOP** PRODUCTS

**JIM'S TACKLE SHOP**  
 2021 S. WESTERN AVE., MARION, IN 46953  
 PH# 765-662-7806  
 Hours: 6:30 am - 5:00 pm / Close Sun & Wed



Mike Slusher of Metamora, Mike Goodson of Richmond & Jerry Eversole of Brookville, IN. took these wild boars with bow and arrow in southern Ohio on 5-8-10. (Reader Photo)



Dakota Harkness took 15 lb. Turkey on 4-18-10, it had 8mm spurs. (Red Barn Bait Shop Photo, Salem, IN)



Smoly and Linden caught these catfish in Brookville Lake in April 2010. (Dave's Triangle Inc. Photo, Brookville Lake, IN)



My stepdaughter, Carly Wagers, from Brookville, IN (Franklin County) harvested her first gobbler during the 2010 Youth Spring hunt. It weighed 24 lbs. and had 3 beards, a 12 inch, 8 inch and 6 inch beard. She took it on April 18, 2010. I have been hunting turkeys for over 20 years and have yet to harvest such a trophy. It would mean a great deal if you could add this to Gad's Corner pictures. Thanks a lot, Hincey Willie Geis. (William P. Geis Photo)



Heather Steed of Richmond, IN took this Trophy Barbarosa at 15 yards with a bow and arrow at Salt Creek Hunting Preserve on 5-22-10. (Reader Photo)



William Hertel took this 21 lb Turkey, it had 10.5 inch beard and 22mm spurs. It was called in by Ryan Jones. (Jeff at Frame's Outdoor Photo, Liberty, IN)



Poshia Slusher of Metamora, IN took this Trophy Barbarosa on 5-22-10 with her 44 mag. single shot at Salt Creek Hunting Preserve. (Reader Photo)



Bob Pence took this 25 lb. Turkey, it had a 12 inch beard and 22mm spurs. (Jeff at Frame's Outdoor Photo, Liberty, IN)

**SUMMIT LAKE BAIT & TACKLE, LLC**

5180 Messick Rd.  
New Castle, IN 47362  
(765) 766-5158

Azure & John Cross  
New Owners

- Primitive Camping • Camping Equipment
- Propane • Groceries • Boat Storage
- Live & Artificial Bait
- Hunting & Fishing Licenses

[Jacross94@aol.com](mailto:Jacross94@aol.com)

**THE GUN DEN**

Buy - Sell - Trade

338 Roosevelt Dr. Shelbyville, IN 46176  
(317) 398-3852

**FOR ALL YOUR OUTDOOR & HUNTING NEEDS**

CHECK OUT OUR WEBSITE AT  
[www.thegundenonline.com](http://www.thegundenonline.com)

We will have 12 different items on sale every 12 hours

We do special orders and layaways  
We do consignments too

**TOLLIVERS**

Hunting & Fishing Supplies

Directions: From Salem: go 135 N 12 mi. turn east bottom of Milport Knobs, go 3/10 mile from Brownstown, go 1/2 S. approx. 10 mi., then same as above.

(812) 358-4867 or 1-800-238-0358

Mathews SOLOCAM NISSAN MARINE

- Guns • Ammo
- Camo Clothing
- Mathews Bow Dealer
- Live Bait • Voyager Boats

See Us For All Your Archery



This photo shows my son Jeff Mallett with some beautiful moose heads that we found in northern Michigan. We found these on May 18 & 19, 2010. We are long time readers of The Gad-a-bout and if this picture is worthy of publication we will be thrilled. (Robert Mallett Photo)

**P.R.S. Insurance, Inc.**

17 W. Union Street  
(Across from the Court House)  
Liberty IN 47353 phone: 765-458-5792

representing



**PROGRESSIVE**

**GRIFFEY**

765-478-6297

- Nutrena Feeds
- Pride Dog Food
- Mulch
- Hay and Straw
- Baling Supplies
- Livestock Supplies
- Gates and Kennels



10041 Pottershop Road

**www.INDIANAOUTFITTERS.com**  
Indiana's Online Outdoor Recreation Guide



**Easy to use**  
Find destinations by clicking maps of the state!  
**Detailed**  
1,400+ pages of Indiana info & maps!  
**Comprehensive**  
Find all the info you need!



Easily plan Indiana trips at  
[www.IndianaOutfitters.com](http://www.IndianaOutfitters.com)

**NOTE TO:  
PROSPECTIVE  
ADVERTISERS**

**IE. - Example 1/8th Page**

\*1/8th Page Ad B&W  
For One Year Rate is  
**\$60.00 per Month**  
or **\$720.00 for the year**

Color Rate would be  
**\$85.00 per Month**  
or **\$1020 for the year**

MAIL TO: [TheGad-a-bout, P. O. Box 85, Centerville, IN 47330](mailto:TheGad-a-bout, P. O. Box 85, Centerville, IN 47330)

**THE GAD-A-BOUT ADVERTISING RATES**  
PLEASE NOTE: EACH DOLLAR AMOUNT BELOW IS PER INSERTION

FULL PAGE 15.75" X 10.37"	1/2 PAGE ALT. SIZES 8" X 10.37" 12" X 6.88" 15.75" X 5.13"	1/3 PAGE ALT. SIZES 5.25" X 10.37" 8" X 6.88" 15.75" X 3.37"	1/4 PAGE ALT. SIZES 4" X 10.37" 6" X 6.88" 8" X 5.13"	1/8 PAGE ALT. SIZES 3" X 6.88" 4" X 5.13" 6" X 3.37"	1/10 PAGE ALT. SIZES 3" X 5.13" 4.5" X 3.37"	4 COL. INCH ONE SIZE 4" X 3.37"	1/15 PAGE MONOPOLY CARD SIZE ONE SIZE 3" X 3.37"
96 COL. IN. 1 TIME \$7.00 PCI	48 COL. IN. 1 TIME \$7.00 PCI	32 COL. IN. 1 TIME \$7.00 PCI	24 COL. IN. 1 TIME \$7.00 PCI	12 COL. IN. 1 TIME \$7.00 PCI	9 COL. IN. 1 TIME \$7.00 PCI	8 COL. IN. 1 TIME \$7.00 PCI	6 COL. IN. 1 TIME \$7.00 PCI
\$651.00	\$336.00	\$224.00	\$168.00	\$84.00	\$63.00	\$56.00	\$42.00
2-11 TIMES \$6.00 PCI	2-11 TIMES \$6.00 PCI	2-11 TIMES \$6.00 PCI	2-11 TIMES \$6.00 PCI	2-11 TIMES \$6.00 PCI	2-11 TIMES \$6.00 PCI	2-11 TIMES \$6.00 PCI	2-11 TIMES \$6.00 PCI
\$558.00	\$288.00	\$192.00	\$144.00	\$72.00	\$54.00	\$48.00	\$36.00
12 TIMES \$5.00 PCI	12 TIMES \$5.00 PCI	12 TIMES \$5.00 PCI	12 TIMES \$5.00 PCI	12 TIMES \$5.00 PCI	12 TIMES \$5.00 PCI	12 TIMES \$5.00 PCI	12 TIMES \$5.00 PCI
\$465.00	\$240.00	\$160.00	\$120.00	*\$60.00	\$45.00	\$40.00	\$30.00

**ADVERTISERS INFORMATION**

(PLEASE PRINT LEGIBLY OR TYPE)

SALESPERSON: \_\_\_\_\_ DATE: \_\_\_\_\_  
 BUSINESS NAME: \_\_\_\_\_  
 OWNER NAME (S) \_\_\_\_\_ MGR. OR OTHER \_\_\_\_\_  
 STREET OR P.O. BOX: \_\_\_\_\_  
 CITY \_\_\_\_\_ STATE \_\_\_\_\_ ZIP CODE \_\_\_\_\_  
 PHONE: \_\_\_\_\_ FAX: \_\_\_\_\_  
 CELL PHONE: \_\_\_\_\_ OTHER: \_\_\_\_\_  
 E-MAIL: \_\_\_\_\_ WEB SITE: \_\_\_\_\_  
 Ad Size \_\_\_\_\_ Rate: \$ \_\_\_\_\_ Monthly Cost: \$ \_\_\_\_\_

METHOD OF PAYMENT & DATE - CHECK NUMBER: \_\_\_\_\_ CASH: \_\_\_\_\_

PLACE AD IN JAN FEB MAR APR MAY JUN JUL AUG SEP OCT NOV DEC  
(CIRCLE APPROPRIATE MONTH (S) • WRITE BELOW MONTH THE YEAR ADVERTISING BEGINS)

Customer Authorization Signature: \_\_\_\_\_ DATE: \_\_\_\_\_

The Size Measurements  
for the 1/8th Page are  
3" Tall x 6" Wide  
4" Tall x 5.13" Wide  
6" Tall x 3.37 Wide  
????? [www.thegadabout.com](http://www.thegadabout.com)

**NEW COLOR RATES  
EFFECTIVE MAY 2009**

1 SPOT COLOR (ALL SIZES) \$10

FULL COLOR 4-10 COL/IN - \$15  
 FULL COLOR 12-24 COL/IN - \$25  
 FULL COLOR 26-48 COL/IN - \$35  
 FULL COLOR 50-96 COL/IN - \$50



(ADVERTISING NOT ACCEPTED FOR: ALCOHOL, TOBACCO OR GAMBLING)