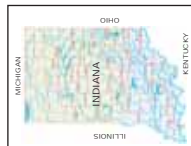


FREE HERE & ON [www.thegadabout.com](http://www.thegadabout.com)

**JANUARY 2011**  
**HAPPY NEW YEAR**

# THE GAD-A-BOUT

HUNTING, FISHING, ARCHERY, CAMPING, COOKING, HUMOR, DOGS, HORSES, TRAVEL, NEWS, OPINIONS, ETC.



**BOAT SHOW SHOW ISSUE**  
**CINCINNATI**  
**JAN 14-16 & JAN 19-23, 2011**  
**INDIANAPOLIS**  
**FEB 18-27, 2011**

BOAT, SPORT & TRAVEL SHOWS CINCINNATI & INDIANAPOLIS  
GEM SHOWS IN RICHMOND & INDIANAPOLIS SEE INDEX PG 3



JOHN TOOK THIS 200 LB INDIANA 9 POINT BUCK  
SEE MORE DEER ON PAGES 28, 29, 30 AND 31

PHOTO CREDITS PAGE 3



P.L.O. CATRON OFFERS SAFER ICE  
FISHING TIPS - SEE PAGE 7

ADVERTISER'S INDEX - SEE PAGE 2

TO ADVERTISE IN THE GAD-A-BOUT SEE RATES ON PAGE 32 • CALL TOLL FREE 1-877-855-4237 • CELL 1-765-960-5767



## FOURTRAX RANCHER AT



**BUY IT  
TODAY**

**ANDERSONS'**  
**Sales & Service**  
*Madison, In*

July 1 - February 28 M-F 8:00 AM - 5:00 PM Sat 8 AM - 1 PM

[www.andersonssales.com](http://www.andersonssales.com)

STOP BY TODAY AND SEE OUR FULL LINE OF  
**Honda ATV'S**  
&  
**MOTORCYCLES**

2914 CLIFTY DR  
**812-273-4262**



honda.com UTILITY ATVs ARE RECOMMENDED ONLY FOR RIDERS 16 YEARS OF AGE AND OLDER. ATVs CAN BE HAZARDOUS TO OPERATE. FOR YOUR SAFETY BE RESPONSIBLE. READ THE OWNER'S MANUAL. ALWAYS WEAR A HELMET, EYE PROTECTION AND PROTECTIVE CLOTHING. BE CAREFUL ON DIFFICULT TERRAIN. ALL ATV RIDERS SHOULD TAKE A TRAINING COURSE (FREE FOR NEW BUYERS. ASK YOUR DEALER OR CALL ASI AT 800-887-2887). NEVER RIDE UNDER THE INFLUENCE OF DRUGS OR ALCOHOL, ON PAVED SURFACES, ON PUBLIC ROADS, WITH PASSENGERS, OR AT EXCESSIVE SPEEDS. NO STUNT RIDING. RESPECT THE ENVIRONMENT WHEN RIDING. FourTrax® and Rancher® are registered trademarks of Honda Motor Co., Ltd. (12-10)

**ADVERTISER INDEX**  
**YOU CAN PICK UP A FREE COPY**  
**OF THE GAD-A-BOUT AT THESE**  
**ADVERTISER LOCATIONS LISTED**

## CANADA

## ALBERTA

Old Koots Outfitters Pg 13

## INDIANA

## AMBOY

IN Deer &amp; Elk Farmers' Assoc Pg 8

## ANDERSON

Crackshot Guns Pg 25

Girt's Archery Pg 9

## AUSTIN

Burr's Electric &amp; Plumbing Pg 22

S &amp; L Electric Inc. Pg 26

## BATESVILLE

On Target Polaris Pg 30

## BROOKVILLE

52 Pik-up Convenience Store Pg 5

Dairy Cottage Pg 11

Noble Boys Furniture Pg 18

Save-a-Lot Pg 27

## BROOKVILLE LAKE AREA

Barton Bay Pg 17

Chalet For Sale Franklin Co Pg 20

Dave's Triangle LLC Pg 15

Frame's Outdoor Pg 10

Hunters Choice Deer Process Pg 8

Hunting Land For Sale Pg 5

Max &amp; Mims Market Pg 11

Parkside Marine &amp; More Pg 3

Quakertown Marina Pg 22

Slev's Marine Pg 12

## CAMBRIDGE CITY

Amish Cheese Shop Pg 14

## CONNERSVILLE

Griffey Farms Pg 14

## DEPUTY

Marion's Greenhouse Pg 26

## DERBY

House on Ohio River For Sale Pg 13

## DUBLIN

Rithm's Meat Processing Pg 31

## FARMLAND

Concrete Creations Pg 18

## GAS CITY

Gas City Bail &amp; Tackle Pg 25

## GREENFIELD

Buck Scrape Taxidermy Pg 25

Highsmith Guns Pg 15

Jensen's Pawn &amp; Guns Pg 23

## GREENSBURG

Country Mart/Premier Ag Pg 10

Guns &amp; Tackle, Inc. Pg 24

Wagner's Barber Shop Pg 15

## HAGERSTOWN

David Federico, Attorney Pg 14

## HARDY LAKE

Pioneer Village Pg 28

## INDIANAPOLIS

Gem &amp; Jewelry Show Mar 25-27 Pg 18

Indiana State Police Pg 6

Indianapolis Sport Show Pg 17

www.IndianaOutfitters.com Pg 32

Wannemaker Guns Pg 19

## KNIGHTSTOWN

Knightstown Meats &amp; Catering Pg 29

McDonald's Bail &amp; Tackle Pg 31

## KOKOMO

Martino's Italian Villa Pg 11

## LAKE MICHIGAN AREA

Brother Nature Charters Pg 12

## LAUREL

Laurel Hotel &amp; Restaurant Pg 26

## LEXINGTON

McCleery's Dog Carriers. Pg 21

## LIBERTY

Carl Sharp State Farm Ins Pg 24

Country Mark Station Pg 19

J's Restaurant Pg 4

J.A. Berth Hardware Pg 25

Liberty Restaurant Pg 13

P.R.S. Insurance Pg 23

Pizza King Pg 19

The Country Store Pg 3

## LOGANSPORT

Dale Hardy Supplies Pg 7

## MADISON

Anderson Honda Pg 1

Burr's Elect &amp; Plumbing Pg 22

Madison Outdoors Pg 27

## MARION

Riverside Sporting Gds Pg 19

## MCCORDSVILLE

Cap'n Hooks Bail &amp; Tackle Pg 23

## METAMORA

Hearthstone Restaurant Pg 11

## MILROY

Milroy Shoes Pg 27

Troyers Country Store &amp; Bakery Pg 19

## MOORELAND

Mr. Ed's Taxidermy Pg 20

## MUNCIE

Buck Creek Outdoors HP Pg 20

## NEW CASTLE

J &amp; J Farms Pg 20

## NINEVEH

Ed's Trading Post Pg 7

## NOBLESVILLE

Log Home Center Pg 20

NURP Home &amp; Mtn Supply Pg 6

## NORTH VERNON

Diekhoff Mower Sales Pg 25

Scott's Gun &amp; Tackle Pg 28

## PARKER CITY

Ludco Gun Shop Pg 8

## PATOKA LAKE

Patoka Lovers Dream Cabin Pg 2

Poor Boys Country Store Pg 14

## REMINGTON

Caboose Lake Campground Pg 18

## RICHMOND

Army Navy Store Pg 10

Best Stop Auto Care Pg 15

Davis Transmissions Pg 24

Gem Show Mar 4-6 Pg 14

Mendenhall Hardware Pg 6

Middleton Tool Sharpening Pg 3

Riggle-Walterman Mortuary Pg 23

Rogan Equipment, Inc Pg 2

Tri County Awards Pg 27

## RUSHVILLE

Fields' Outdoor Adventures Pg 4

Flatrock Hunting Preserve Pg 24

Farthing Grocery Pg 23

## SALEM

Red Barn Bail Shop Pg 28

## SALAMONIES LAKE AREA

Bozarth Country Store Pg 18

D&amp;J's Corner Mart Pg 21

Peacepipe Bail &amp; Tackle Pg 19

## SCOTTSDALE

C &amp; T Cycles Pg 12

Rick &amp; Jeff's Floor Coverings Pg 26

Scott's Ace Hardware Pg 24

## SELMA

Dry Dock Marina Pg 15

## SHELBYVILLE

The Gun Den Pg 15

## SEYMOUR

Burr's Elect &amp; Plumbing Pg 22

## STRAUGHN

Girt's Archery Pg 31

## SUMMIT LAKE AREA

Summit Lake Bail &amp; Tackle Pg 20

## VALLONIA

Tollivers Hunting &amp; Fishing Supps Pg 14

## VEVAY

Dutch Discount Groceries Pg 10

## OHIO

## CINCINNATI, OHIO

Cincinnati Sport Show Pg 16

Stories by Golden Eagle Pg 14

## BOAT LOVERS DREAM AT PATOKA LAKE



New 3 bedroom, 2 bath, Open floor plan with large covered patio. 1 mile to Painters Creek boat ramp, and walking distance to government Public hunting property. Secluded cabin with all the luxuries of home.

See us at [VRBO.com](http://VRBO.com) listing #290904 or call 502-295-6043

**GET A FREE WINCH WITH THE PURCHASE**  
**OF A 2011 SPORTSMAN\***  
**OR UP TO \$1000 IN REBATES**  
**ON SELECT 2010 MODELS**  
**PLUS FINANCING AS LOW AS 3.99%**



**HOLIDAY**  
**SALES EVENT**

\*Offer good on new and unregistered units purchased between 1/1/10 and 2/28/11. Not select 2010 models. Free winch on select models. Does not include installation. See your dealer for details. \*\*On select 2010 models. See your dealer for details. \*\*\*Financing as low as 3.99% for 36 months. Offers only available at participating Polaris® dealers. Additional and any other terms and conditions apply. Subject to credit review. Example of monthly payments over a 36-month term at 3.99% APR: \$285.21 per \$5000 financed and at 10.99% APR: \$351.73 per \$5000 financed. Vehicles are shown with optional equipment. Warning: ATVs can be hazardous to operate. For your safety, avoid operating Polaris ATVs or RANGERS on paved surfaces or public roads. Riders and passengers should always wear helmets, eye protection, protective clothing, and seat belts on RANGER vehicles. Never carry passengers unless the vehicle has been designed by the manufacturer for that purpose. Please adjust ATVs models are for riders aged 16 and older. Drivers of RANGER vehicles must be at least 16 years old with a valid driver's license. All ATV riders should take a safety training course. For ATV safety and training information in the U.S. call at 800-887-2887. See your dealer or call Polaris at 800-342-3764. In Canada, visit your local Polaris dealer about Polaris ATVs. Check your local laws before riding on trails. ©2010 Polaris Industries Inc.

## ROGAN EQUIPMENT, INC.

4737 National Rd. W., Richmond, IN 47374

1-888-966-9801

765-966-9801

PARTS, SALES & SERVICE

[www.roganequipmentinc.com](http://www.roganequipmentinc.com)



### NEW SPECIALS



ITEM	LIST	SALE
06' Outlaw 500	6899. <sup>00</sup>	5800. <sup>00</sup>
Demo		
06' Sportsman 450	6299. <sup>00</sup>	5299. <sup>00</sup>
09' Trail Blazer 330	3999. <sup>00</sup>	3500. <sup>00</sup>
09' RZR 170	3999. <sup>00</sup>	3600. <sup>00</sup>

# THE GAD-A-BOUT

## IN THIS ISSUE

JANUARY 2011 • Volume XX • No. 250

Published by Ray Dickerson

P.O. Box 85

Centerville, IN 47330-0085

**CONTACT THE GAD-A-BOUT**

**Toll Free: 1-877-855-4237 - Lv Message**

Cell Phone: 765-960-5767

Office Phone: 765-855-5877

Fax: 765-855-3857 (Call First)

**NEW Website:**

[www.thegadabout.com](http://www.thegadabout.com)

E-Mail: [thegadabout@frontier.com](mailto:thegadabout@frontier.com)

**COPYRIGHT BY GADCOE 2011**

**DISCLAIMER:** The ideas and opinions expressed by the writers appearing in The Gad-a-bout are not necessarily the same as the publishers.

### MIDDLETON

#### TOOL SHARPENING & THE CAR CLINIC

IMPORTS & DOMESTIC • PARTS & SERVICE

AUTO REPAIR • TUNE UPS • BRAKES

ENGINE DIAGNOSIS • AIR CONDITIONING

LARRY MIDDLETON - OWNER ASE CERTIFIED

37 YEARS EXPERIENCE

630 N.W. 5th STREET

RICHMOND, IN 47374

765-962-6996

**COMPLETE SHARPENING SERVICE**

### SPECIAL FEATURES

Summit Lake State Park Troop 16 Campout by Ray Dickerson ..... Page 21, 26 & 27

### REGULAR FEATURED OUTDOOR WRITERS

Roaming The Outdoors by Ray Dickerson ([www.thegadabout.com](http://www.thegadabout.com), J's, Fields, 2011 Shows, Visiting Frontier Days Friends, Ice Fishing, Fill a Sticking DNR Gift Pack, Do me a favor, Happy New Year 2011) ..... Page 4

So You Wanna Catch More Fish by Tag Nobbe (My 3 favorite words, Get the net!) ..... Page 5

News from the Indiana State Police by Sgt. John D. Bowling (*Good Sense of Humor*) ..... Page 6

IDNR News by PIO Gary Catron (*Wait for nice ice, baby*) ..... Page 7

Indiana Outdoors by Joe Martino (*Passing on the torch is an Important part of hunting*) ..... Page 8-9

The Order of Red Men by Malcolm Greene (*The Great Council*) ..... Page 9

Hoosier Horse Happenings by Rhonda Helming (*Flying Up!*) ..... Page 10

Kampfire Kookin' with Ray McCune (*Carrying on a Tradition or Breakfast Time Opening Day*) ..... Page 11

Fishing Lake Michigan by Capt. Mike Schoonveld (*BOATU.S. Lists Boating Threats*) ..... Page 12

Outdoor Tales by Phil Junker (*Expert offers duck calling tips*) ..... Page 13

Talking Leaves by Golden Eagle (*January 2011*) ..... Page 14

Misfires and Snags by Dan Graves (*Committed to a watery grave*) ..... Page 15

Cincinnati Travel, Sports & Boat Show Jan 14-18 / Hunting & Fishing Show Jan 19-23 ..... Page 16

Indianapolis Boat, Sport & Travel Show Feb 18-27 ..... Page 17

Camping Here & Beyond by John and El McCory (*Interesting people are sometimes close*) ..... Page 18

The Simple Life by Jack & Leslie Turner (*Running the Trampoline...When the weather gets tough*) ..... Page 19

Outdoors with Rich Creason (*Summit Lake, Then & Now*) ..... Page 20

Dog Tales by Alan "Grizz" Smith (*At a Different Level*) ..... Page 21

News from West Central Indiana by Don Bickel (*Suckers, delicious eating!*) ..... Page 22

Ramblings from Da Region by Gene Clifford (*What about the load you're using?*) ..... Page 23

### GAD-A-BOUT DEPARTMENTS

Advertiser Index ..... Page 2

Gad's Corner (Readers and Other Fish & Game Photos, Send in your Photo or other) ..... Page 28,29,30 & 31

Rate Sheet, Contract Form ..... Page 27

## THE COVER PHOTOS

**Top:** Sport shows are at the top of places to go for thousands of people suffering from cabin fever. Our weather has been unreal, it hasn't even been winter yet, but feels like February anyway. This photo was taken at the 2010 Indianapolis Sport Show in the West Pavilion. Visit The Gad-a-bout

Boat T-337 in Tackle Town, on the main aisle as you are leaving Tackle Town and entering the RV Pavilion. See more info on Page 16 & 17 The 38th Annual Spring Gem, Mineral, Jewelry, Fossil Show & Sale at Wayne County 4-H Fairgrounds, Richmond, IN March 4-6, See Page 14. The 13th Annual Spring Indianapolis Gem Show, See Page 18. (Photo by Ray Dickerson)

**Bottom Left:** Ice fishing is a fun sport as long as you know there is no such thing as safe ice, just safer ice. See Page 7 for more information. (PIO Gary Catron Photo)

**Bottom Right:** Johnny Turner from Centerville took this 9 point, 200 lb buck with a gun in Union County. (Dave's Triangle LLC Photo)

### Deer Whistle Inset - Page 1 (Cover)

Protect yourself and the lives of raccoon, fox, coyote, skunk, squirrel, rabbit, ground hog, squirrel and even opossum by using this Deer Whistle I won't drive without it. Ray Dickerson The Gad-a-bout

You can purchase this Deer Whistle at Mendenhall True Value Hardware, 125 SW 5th Street in Richmond, Indiana 47374, Ph 765-962-4842 Or you can order it from the manufacturer, Mike Livingston, at Living Products, LLC, P.O. Box 2357, Platte City, MO 64079; Ph# 303-838-4083; Fax# 303-816-0152; E-mail [Info@Deerwhistle.com](mailto:Info@Deerwhistle.com) or Website: [WWW.DEERWHISTLE.COM](http://WWW.DEERWHISTLE.COM)

## CRESTLINER BOATS DEALER OF THE YEAR



1750 FISH HAWK



1900 SUPER HAWK



1600 FISH HAWK

## HARRIS Flotebote



200 CRUISER CX



250 GRAND MARINER

**2011 boat show specials**  
**COME SEE US AT SPORT SHOWS**  
**GINCINNATI OH, JAN 14-16 & 19-23**  
**DAYTON OH, FEB 18-20**  
**INDIANAPOLIS IN, FEB 18-27**

7191 Fox Run Rd Brookville, IN 47012  
765-647-4619

E-mail: [pmarine@wwwremc.net](mailto:pmarine@wwwremc.net) Website: [parksidemarineandmore.com](http://parksidemarineandmore.com)

"We are located across the road from Mounds S.R.A. Entrance at Brookville Lake"



## THE COUNTRY STORE



CRAFTS • GIFTS • HOME FURNISHINGS  
FISHING & HUNTING LICENSES  
CAMPING SUPPLIES • LIVE BAIT  
LP GAS • FIREWOOD • ICE  
"CASE KNIFE DEALERSHIP"

302 S. Main St., Liberty, IN 47353  
765-458-9977

## Roaming The Outdoors



by Ray Dickerson

[www.thegadabout.com](http://www.thegadabout.com)

### THE GAD-A-BOU IS FREE at

#### Advertisers Locations and on internet

I know this sounds like a broken record, but I keep running into folks and businesses who have misunderstood the reason I added a website. I did not go online to eliminate the printed copies of The Gad-a-bout. I began printing The Gad-a-bout in 1990, 5,000 copies distributed FREE. From then to the current issue, January (this one) the only difference between that very first issue and this one is that I now print 10,000 copies which is still given away for free from advertiser locations and several other locations determined by the locations of the advertisers.

The online copy of The Gad-a-bout is available to anyone who wants to open and read it. The reason I put it on line was two-fold. The first reason was to offer a copy to the few subscribers I mailed copies to via subscriptions. I discontinued the subscriptions due to the cost of mailing, which continued to rise with no end in sight. The permit I purchased annually required that I send a minimum of 200 copies per mailing and at the most I had 25 paid subscribers at any one time. I could no longer afford to mail copies for that reason. The second reason was to be able to offer the former readers in areas I discontinued delivering to a chance to continue reading it

online.

### J'S DAIRY INN RESTAURANT

Most every reader of The Gad-a-bout knows where J's Restaurant is in Liberty, Indiana. A few years ago Wendell Bias, owner of J's, branched out into Richmond, Indiana at a new location, J's II located in the median between South 8th and 9th Streets (US 27).

A few weeks ago Wendell closed J's II in Richmond attributing the closure mostly due to the lack of the customer base from the many closures of industry in the south end of Richmond.

I wanted to make this announcement in The Gad-a-bout to make sure everyone knows that J's Dairy Inn Restaurant in Liberty continues at the same location that it has for many, many years serving sandwiches, chicken, salads and soft serve desserts Highway 44, one block west of the traffic light at the intersection of SR 44 & US 27 in Liberty.

Stop in to J's on your next trip to Liberty his hours are 11 a.m. to 10 p.m. daily in the summer and in the winter they are 11 a.m. to 9 p.m. Sunday thru Thursday and 11 a.m. to 10 p.m. on Friday and Saturday. Check out J's website [www.jsdairyinn.com](http://www.jsdairyinn.com)

### FIELDS' OUTDOOR ADVENTURES

The new kid on the block, Fields' Outdoor Adventures, LLP located at 126 S. Perkins in Rushville, Indiana has a huge sale in progress for Christmas and couldn't get everything he needed on his ad for this issue. So I told him I would put the overflow in a narrative in this issue. I do this for all my advertisers when they need it.

At press time Fields' Outdoor Adventures became a authorized dealer of Hoyt Bows and Fuse Accessories. They have extended their Christmas Sale thru Dec 24th with all in stock clothing 50% off.

New 2011 bows in stock, buy a new bow from \$299.99 to \$599.99 and receive a new bag target, and 15 hrs of range time free. Buy a new bow from \$649.99 to \$899.99 and receive a new bag target, 15 hrs of range time and release for Free.

Their Archery Leagues will be starting in January 2011, call for details 765-932-3964.

Santa will be at Fields' Outdoor Adventures

every Saturday until Christmas, bring the whole family.

### DON'T MISS 2011 SHOWS

Beginning in January Chip Hart's Cincinnati Travel, Sports & Boat Show starts on January 14-16 (First Weekend), then the Cincinnati Hunting & Fishing Show is the following weekend January 19-23, 2011. I will be in my booth #645 in the Hunting & Fishing show located in the Duke Energy Cincinnati Convention Center. Besides myself other Gad-a-bout advertisers set up there will be Steve's Marine, Parkside Marine and More, and Quakertown Marina. I hope if you attend this show to stop by and say hi. See advertisement on Page 16.

In February the Indianapolis Boat, Sport & Travel Show begins February 18-17, 2011. One of the largest sport shows in the nation, it is located in the Indiana State Fairgrounds in the Pepsi Coliseum, East Pavilion, Blue Ribbon Pavilion (Tackle Town), West Pavilion, South Pavilion and Expo Hall. Tentatively I will be in booth T337 which is located in Tackle Town (Blue Ribbon Pavilion) adjacent to the Indiana Bass Federation display. Again if you attend this show please stop by my booth and say hi. Gad-a-bout advertisers who will be set up at this show are as follows: Parkside Marine

CONTINUED ON PAGE 10

## J's Dairy Inn Restaurant

Sandwiches, Chicken, Salads  
Soft Serve Desserts

Highway 44, One Block West of Traffic Light  
Liberty, IN 765-458-5812

### Prepared to Order Food

Summer Hours, Open Everyday 11 am to 10 pm  
Winter Hours, Sun-Thur 11am to 9pm / Fri & Sat 11am to 10pm  
[www.jsdairyinn.com](http://www.jsdairyinn.com)

**CHRISTMAS STORE-WIDE SALE thru DEC 24, 2010**  
LIMITED QUANTITIES  
Smith & Wesson M & P-22

**DELTA ECRONO BAG TARGET \$19.99**

**YOUTH BOWS STARTING AT \$16.99**

**Henry .22 LR Golden Boy \$399.99**

**ALL IN STOCK CLOTHING 50% OFF**

**Mathews Mission New 2011 Bow The Craze \$299.99**

**Diamond Nuclear Ice Fully Packaged \$189.99**

**Fred Bear Youth Bows In Stock**

**Ruger LCP .380 \$279.99**

**Fred Bear Apprentice Fully Packaged \$279.99**

**Mathews Mission New 2011 Bow The Craze \$299.99**

**Diamond Nuclear Ice Fully Packaged \$189.99**

**Fred Bear Youth Bows In Stock**

**AMBUSH LAYDOWN BLIND STARTING AT \$99.99**

\* Gifts & Ammo - Bows & Archery Supplies - Hunting Equipment - Fishing Equipment  
• Live Bait - Hunting & Farm Clothing - Hunting & Farm Footwear  
• Deer/Turkey Check Station • DNR Licenses • Indoor Archery Range

**If we do not have it, we will work hard to get it!!!**

**126 S. Perkins St., Rushville, Indiana 46173**  
**(765) 932-3964**  
[www.fieldsoutdooradventures.com](http://www.fieldsoutdooradventures.com)  
**\*FAMILY OWNED AND OPERATED\***  
Open 7 Days a Week  
Mon-Fri 10:00 A.M. - 6:00 P.M. / Sat 8:00 A.M. - 6:00 PM / Sun 1 - 5 P.M. (Other - Call for Appointment)

# So You Wanna Catch More Fish



by Tag Nobbe  
Professional Fishing Guide



## My 3 favorite words, Get the net

I have always heard that the best time to fish is when you can. And yes that is true, but if you can pick and choose when to fish throughout the year. You can increase your odds of catching fish by just that. Certain times of the year you can catch more fish due to the amount of food that is available such as bait fish, crayfish, worm, bugs Etc. The spawning times of fish can also help.

All the game fish in Brookville Lake feed on each other to a certain extent. But the main bait fish in Brookville Lake is shad. All the Game fish in Brookville Lake feed on shad, but not solely. In the spring of the year one of the first fish to spawn is the walleye. This will happen around the 1st week of April starting when the water temperature reaches about 46 degrees. The way they spawn is when the female gets ripe the male pushes her up in to Rocky Shallow areas and keeps bumping her in the side to expel her eggs on to the rocks then she swims over them to fertilize them. Then they are left alone to hatch and survive by themselves.



Scott Whitloc and Bob Makar's catch fishing with me on Brookville. (Photo by Tag Nobbe)

They will do this only at night and rest most of the day. So to fish for walleye during the spawn is not a good time because they are either spawning or resting, but give them about a week after spawning is over and their ready to put on the feed bag. With them being the first fish to spawn means that there are no small fish for anybody to feed on yet. So the odds of you catching fish at this time are greatly increased.

In the month of May a lot of other fish will start to spawn like blue gill, crappie, large and smallmouth bass. All of these fish will do this on the shore. So at this time of year that is where you want to be. Unlike the walleye all these fish will hatch their eggs and stay with them protecting them. The bass and the blue gill will build a nest and deposit their eggs in it. Then they will hover over them fanning silt off of them while protecting them from predators all at the same time. But this does not keep the predator fish from trying.

The crappie will spawn around standing timber and fallen timber close to the shore most of the time back in the coves. This usually lasts the entire month of May and it will hold all fish on the shores till the spawning cycles are over. Not to say you can't catch fish all summer but in the spring there is very little food, the fish are concentrated into tight groups, and the water is cool.

By the month of June the the carp start to spawn, they spawn very shallow right on the shore. For some reason their spawning doesn't draw many fish to the shore. I think may because the waters to warm. The catfish spawn in July and it takes about two weeks. We catch a lot of catfish while fishing for walleye at this time of year, but when the catfish are spawning we don't catch any catfish.

Shad is a bait fish that all fish in the lake feed on. When they spawn they put so much food in the lake that all the predator fish would have to swim backwards to keep from eating. When they show up in the lake in the middle of July fishing slows way down. Its not that the fish quit eating its that there is so much food they can eat when ever they want and get full in a matter of minutes. This is when timing is everything. First thing in the morning and late afternoon till dark are the best times, but location is also very important. Most of the

time its some off shore shallow hump in the middle of the lake surrounded by deep water that will be the feeding grounds for most all the predator fish.

If you a white bass fisherman though this is an exciting time of the year for you. This is when you catch them on the jumps. The young of the year shad are swimming in the main lake by the millions. Their schools are so large they look like clouds in the sky on the surface of the water. The white bass schools are also large.

What they do is move under the schools of shad and hold them on the surface in a feeding frenzy that is like no other. You can literally be driving your boat up the lake and say there they are just by seeing the commotion on the surface. Cut the motor ease up to the feeding frenzy and just cast a 1/8 ounce jig tipped with a a three each white curly tail into the school of feeding fish make about three cranks of the reel, then yell get the net. If you are fishing at this time you cannot help but have fun. See you on the water.

Good Luck Tag Nobbe

If you need more info e-mail me at [tag@tag-nobbe.com](mailto:tag@tag-nobbe.com) or go to the website [www.brookville-lakeguide.service.com](http://www.brookville-lakeguide.service.com) or call my cell phone **765-265-3238**. I guide fish for walleye, striped bass, and crappie starting mid April till mid December, 7 days a week on Brookville Lake. We fish out of a 2007 Lund Pro V 2025 with a 225 Honda motor. I supply everything all the way down to cleaning the fish. I can take 1 - 4 people. The price is according to how many people go \$400.00 for 4 people \$325.00 for 3 people \$275.00 for 2 people and \$225.00 for 1 person. We start at 7:00 am and fish till 1:00 pm. To schedule trips call me at home **765-647-4329** or on my cell phone **765-265-3238**. Fully licensed and insured for 13 years now. ■

## LAND FOR SALE

### OWN YOUR OWN HUNTING LAND



8 acres with pond, mostly wooded, level to gently rolling, deer, turkey, gray squirrels, ducks, 12 miles to Brookville Lake, nice building site or recreational use, excellent hunting, more acreage available, own your own hunting land, county road.

**Owner will sell on contract or finance.**

**765-458-7393**



Joe, Derrick and Allen Heim from Knightsstown, Indiana fishing with me on Brookville Lake. (Photo by Tag Nobbe)

## When it comes to fueling your outdoor needs

Gasoline • Fresh Coffee • Deli Style Sandwiches • Fountain Drinks • Snacks • Sporting Goods  
Live Bait & Tackle • Guided Fishing Trip Information • Hunting & Fishing Licenses • Check Station and More



Brookville Lake Guide Service

Guide: Tag Nobbe

Phone: 765-647-4329

Cell: 765-265-3238

Web: [www.brookvillelakeguideservice.com](http://www.brookvillelakeguideservice.com)

Near Brookville Lake just south of Brookville on U.S. Hwy 52 (765) 647-3600

# News from the Indiana State Police



by Sgt. John D. Bowling

## Being Outdoors and Having a Good Sense of Humor - Two Great Ways to Relieve Stress

When Ray said he would like some hunting stories this month, I thought this would be a good opportunity to give you some insight into what a lot of us troopers do with our time off, and include a couple pictures. People often tell me they wouldn't want my job. It's true we have to deal with a lot of tragedy and crazy situations that can cause stress.

That's why I think having a sense of humor is a must in this job. This is one of the reasons why I have always found it amusing to stand back and observe anytime a bunch of Troopers get together. Whether it's a large event we're working, like a race, or even training, it's always the same.

There are always a certain amount of pranks and practical jokes being played on each other. If you're



Indiana State Police Captain Mike Eslinger took this nice buck at 28 yards with a Mathews bow in Sullivan County on Veterans Day 2010. (Photo by Sgt. John Bowling)



Here I am with a nice Missouri buck I took while hunting with a former childhood friend, Dan Hite a few days before Thanksgiving. (Sgt. John Bowling Photo)

going to work around this bunch, you better have a good sense of humor. I guess we all have chosen because of certain personality traits and having a good sense of humor had to be one of them.

Along with observing guys joking with each other I always see and hear a lot of hunting and fishing stories. Nearly everyone I work with either hunts or fishes-great past times that let us get away from it all. A lot of us were raised on farms or in rural areas and grew up with these past times.

I've included a picture of a beautiful buck that was harvested by State Police Captain Mike Eslinger. He harvested this beauty at 28 yards with his Mathews Bow, in Sullivan County, on Veterans Day. Like me the Captain is an avid outdoorsman that spends a lot of days in the field during bow season; but unlike the Captain, I wasn't successful in bow season.

I personally love being in the woods. Like my job, every time I go out I see something different. Along with hunting in our beautiful state, I've also been blessed to hunt in northeast Missouri with my childhood friend Pastor Dan Hite for the last ten years.

Without a doubt there are more bucks, and more big bucks, in Missouri than any other state I've ever hunted in. They definitely have had deer management right there the last ten years-one reason why hunters like me come from all over the country pouring money into their economy just to hunt whitetails.

I've included a picture of the buck I was lucky enough to harvest on the third day of my hunt. We saw several bucks over the three days, with Dan taking a nice eight pointer to go along with the doe and buck I harvested. The rut was on while I was there (the week before Thanksgiving) and there were deer running everywhere.

After talking with a taxidermist that lives around

the corner from my friend Dan, I discovered he had a shop full of 150-160 class bucks-with a few approaching 200 and one bruiser scoring over 200. Five days into the season he already had 45 to mount and expected to get 100 before the season closed.

If you're a hunter, check out the Missouri Department of Conservation web site and see how they manage their deer. After ten years I can tell you, if you ever get the chance to hunt there you won't be disappointed.

## Stories from the Road-Excuses Heard on Traffic Stops

People have often said to me over the years, "I bet you've seen and heard it all." Well, as troopers we do hear some strange excuses from people, with most of them on traffic stops. Sometimes it can be hard to keep a straight face. We've all learned, you've never seen or heard it all-anything is possible.

I once stopped a car driven by a woman in her fifties that had a male passenger probably about 30. As I was walking up she was shouting out her window that she was sorry for her speeding, but her little boy had to go "POO."

Expecting to see a child sitting low in the back seat I discovered there was no child in the car-the grown man was her "little boy." So I kindly followed them up to the next exit and wrote the ticket while he ran inside.

One of our guys stopped a gentleman going in the 70's in a 30 zone just down from our old post in Connersville. When asked why he was speeding he said he had just left the car wash and was trying to "dry off" his car before he got home.

I recently stopped a 16 year old male for running a stop sign that I was sitting at. When I asked him why he would run a stop sign with a state trooper sitting there in a fully marked car, he calmly asked if the fact that he "slowed down some to take the corner" counted for anything. (In case you're wondering, NO IT DIDN'T!)

About 4 p.m. one afternoon a couple years ago, I was off duty and driving on a county road when a passing pickup flagged me down to say there was a drunk driver headed my way in a blue car. I got just up the road to find a blue car up in a yard. The driver door was open and a male was pulling on the driver-

CONTINUED ON PAGE 9

**Mendenhall**  
*True Value*  
Help is Just Around The Corner.

**WEATHER STRIP  
KEROSENE WICKS  
WINDOW PLASTIC**

125 S. W. 5th Street  
**Richmond, IN 47374**

WE CARRY BAIT FISHING LICENSE  
765-962-4842

**Nurpu**

River & Mountain Supply  
paddle - climb - trek

NATIVE OUTDOORS

16907 Mystic Rd - Noblesville, IN 46060  
(317) 773-1560  
4 Miles East of Noblesville On Hwy 38

**"DON'T LET THIS BE YOU"**  
**IF YOU CHOOSE TO DRIVE IN A DRUNKEN STATE...**



**DON'T DO IT IN OUR STATE!**  
**OVER THE LIMIT...UNDER ARREST**  
**INDIANA STATE POLICE**

# Indiana Department of Natural Resource News



by PIO Gary Catron

## Wait for nice ice, baby

Ice will be here. Maybe sooner than one may wish, maybe later, but the ice will come. It happens every year, so these words do not speak of doom but serve as a reminder that my ice fishing gear isn't going to walk itself out of the corner of my garage without a little help.

Taking to the ice for some is about an inherited ritual as much as it is about fishing. Nothing could be as simple as grabbing a fishing pole, a little bait, spud bar and 5-gallon bucket and heading out onto a frozen lake for some solitude.

Well, maybe not a spud bar. They can be a bit heavy and while chipping a hole in the ice they will not float if (when) you drop them. Perhaps a nice hand ice auger would be easier. Maybe even a 3-horsepower motorized auger. Of course, one fishing pole will not do. Several ultra-sensitive, custom-made rods may catch more fish. Tip-ups might be in order, especially on bass and pike lakes. Diminutive bobbers, lures and jigs of assorted colors and designs will be required. Live bait such as mosquitos, spikes and wax worms will be needed for panfish, and large



Ice fisherman fishing and talking to two Indiana Conservation Officers. (Photo by ICO Gary Catron)

minnows as bait for larger fish. The 5-gallon bucket that served as a seat might have to be retired in favor of a manufactured seat with a window that a lantern will fit nicely into, yielding a nice amount of heat as well as light. A nice sled would be useful to carry the equipment. Maybe one that pops up into an ice shelter. That would keep the wind off nicely while watching for fish on the screen of an underwater viewing system.

Okay, perhaps I was wrong. Ice fishing may not be all that simple, but there are some simple safety rules to keep in mind for those not-so-fair-weather fishermen. Remember, there is no such thing as safe ice, only safer ice.

\*Avoid the temptation to venture onto ice too soon, risking ice breakage underfoot. Four inches of new, clear ice is the rule when walking, five inches of good ice is the minimum if traveling by snowmobile or ATV. Check the ice thickness periodically as you proceed.

\*Forget about seeking solitude: Always fish with a buddy and let someone know where you are going to be fishing. In this case, there can be safety in numbers.

\*Wear a life jacket under your winter gear or wear specially designed survival clothing. A float coat provides warmth and floatation to its wearer.

\*Carry ice picks to help you pull yourself out of the water and back onto the ice should you fall through. A length of rope can prove useful to assist others who may fall through the ice.

\*If you fall through, turn in the direction you came from. Reach out and force the ice picks solidly into the ice, then kick your feet and pull yourself out of the ice. Roll away from the hole until you get to solid ice. Rolling better distributes your body weight. Do not stand up.

\*Carry a whistle attached to your clothing to signal for help if needed. Carry a cell phone to call for assistance. Hypothermia is a very real danger. Assistance should be called after extrication from the cold water as the body will continue to lose heat until proper treatment is provided.

\*Remember ice forms differently on flowing



Sportsman's Benevolence Fund, see below.

water than it does on lakes and ponds. Also, the ice may be thinner near objects like rocks and trees that break the surface of the water. These objects absorb heat and for a time may resist the formation of ice around them. Pay attention to possible water level fluctuations.

\*Keep an eye on the weather forecast. Even small amounts of rain or warmth can deteriorate the quality of ice.

Stay dry, stay safe.

## We Don't Need Reindeer to deliver these gifts

Do you have people on your holiday gift list who are difficult to shop for? The Indiana DNR can help. A visit to Mother Nature's Mercantile, the official DNR online alternative for products supplied by our Indiana State Parks and Indiana State Park Inns, is sure to provide some useful gift ideas for any outdoors oriented person. The 2011 DNR permits are available as well as gift certificates for Indiana State Park Inns. State Park Holiday Gift Packs are available that which include a subscription to Outdoor Indiana magazine. Whether you are looking for outdoor-themed apparel, books, DVDs or unique Indiana-style gifts, there is something for people of all ages. Visit [www.in.gov/dnr](http://www.in.gov/dnr) and link to Mother Nature's Mercantile.

Another option for your holiday gift giving is an associate membership to the Indiana Conservation Officer's Organization. The associate member application can be found at [www.icoo.com](http://www.icoo.com). Upon receipt of the membership fee, the member will be mailed an organization window sticker, a license plate and three issues of Indiana Conservation Officer Magazine. Also available are the 2010-2011 outdoor calendars. ICOW teamed with the Indiana Hunter Education Association to produce the calendar that features works of wildlife artist Anthony Padgett. While at the website, please view the information about the ICOT Thomas J. Demiston Scholarships and the Karl E. Kelley Memorial Youth Camp.

If it is charitable giving you are interested in, consider the Sportsman's Benevolence Fund. A Sportsman's Benevolence Fund pin was created to give Hoosier hunters the opportunity to give something back to their neighbors. The proceeds from each \$5 pin help pay deer processing costs to processors who receive donated deer. The resulting venison is donated to provide much needed meat to food banks across the state. SBF pins can be ordered by visiting [www.Sbf.IN.gov](http://www.Sbf.IN.gov).

## Dale Hardy Supplies

Just 2 Miles North of US 24 on US 35  
Logansport, Indiana  
(574) 753-6843



- Houndsmen Dog Boxes • Cajun Lights
- Nite Lites • Hunting & Trapping Supplies
- Diamond Dog Food • Buyer of Wild Road
  - Red Wing Shoes • Carharts
- Horse Supplies & Tack • Custom Leather



Monday - Friday 9-6  
Saturday 9-5  
Closed Sunday

[www.dalehardysupplies.com](http://www.dalehardysupplies.com)  
[dalehardy\\_supplies@hotmail.com](mailto:dalehardy_supplies@hotmail.com)



Boat Storage and Service

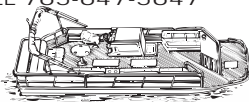
10055 State Road 101  
Brookville, IN 47012  
Phone/Fax 765-647-5647  
E-mail: [bartonsbay@bartonsbay.com](mailto:bartonsbay@bartonsbay.com)  
[www.bartonsbay.com](http://www.bartonsbay.com)

## INDOOR & OUTDOOR STORAGE

### CERTIFIED SERVICE MERCURY

Open For Season April 2011  
Reserve your indoor storage NOW  
STOP IN OR CALL 765-647-5647

"Let Us"  
Sell Your Boat!!



BUILT FOR THE LIFELONG PURSUIT OF FUN.



"WORTH THE DRIVE"  
LEADING EDGE  
OPEN 7 DAYS A WEEK  
8012 S. NEWYORK RD., NEWYORK, IN 46154  
(317) 933-6867

## THE ICE FISHING HEADQUARTERS



Ed's is your official headquarters for everything ice fishing. Now offering a large variety of supplies and bait to meet all of your ice fishing needs!

We also offer indoor and outdoor self-storage units in a variety of sizes as well as Uhaul service. They're perfect for boat & RV storage, moving assistance, or anything else you might need. Call or stop in today!

\*Guns • Bait • Tackle • Ammo • Archery & MORE\*  
"THE BIGGEST LITTLE STORE IN THE WORLD"  
(317) 933-GUNS (4867)



The author had the pleasure of taking Braden Maple (left) and his father Matt on their first-ever deer hunt, on which Braden was able to take his first deer. Nobody in the group will ever forget that special day. (Photos by Joe Martino)



Zeke Williams Went hunting with his father and the author and was able to take this huge 130 pound field dressed doe. (Photos by Joe Martino)

## Indiana Outdoors



by Joe Martino

### Passing on the torch is an important part of hunting

Hunting is an important tool of game management, we know that, but hunting is also a primal, human instinct that each of us possess. All humans are hunters and gatherers. It is how we choose to fuel that instinct that separates us. For some, it is the tradition and right of hunting game animals as our ancestors did. For others it may be sports, cooking, or whatever.

This year has been a blur, a very surreal, humbling deer season for me. Besides the fact that I have personally had a great season so far, what trumps it is that I have had the opportunity to introduce others to the wonders of hunting and that I was able to be a part of this important, sacred time in their lives.

It all started back in September during the youth season. My son Nicholas harvested his very first buck, and he is still proud as can be. Then, before the firearms season opened, a hunting buddy and I were able to give advice to a father who had never hunted before but wanted to intro-

duce his children to it. Each of his two children killed their first deer on opening day! And just last weekend another special set of circumstances took place.

One of Nicholas' football teammates has wanted to hunt for awhile, but his father did not have anywhere to take his son. I made the offer to take them last weekend, which they eagerly accepted. Sunday morning found young Braden, his father Matt, and I nestled in a blind with high hopes of Braden at least getting to lay eyes on a deer. Braden was the first to see the group of does cutting across the field. His heart sank a bit when I informed him that the first two deer did not offer an ethical shot and that he would have to wait. But within seconds, a third doe turned and ambled too close to our position. Upon hearing me whisper that it was okay to shoot, Braden anchored the large doe with one well-placed shot.

Later that morning, Braden proudly remarked, "I can call myself a hunter since I have actually been hunting now!" "Yes you can Braden, and Congratulations!" I said.

That very same afternoon, another one of my son's friends wanted to hunt with us and by 4:00 that afternoon he was situated in the same blind that Braden was that morning. As luck (and God) would have it, Zeke also squeezed the trigger that evening, harvesting another mature doe from the blind.

In reality, these boys are too young to really comprehend just what they have been fortunate enough to accomplish, but that's okay because we as parents do. All I know is that in the course of one season - no one weekend - I was able to be a part of introducing a few children and their parents to our hunting heritage, helping to make sure that it doesn't become a lost art and helping to instill a love of nature and all things wild into their hearts.

My son and his friends are very proud of their accomplishments, as they have every right to be. They have had the honor of winning the MIC

fourth grade football tournament this year, then taking to the woods and learning how to benefit from, as well as nurture and preserve, Mother Nature's gifts. And for me, like I said, it has been quite a humbling and surreal season so far - and it's not even over yet. I plan on taking my nephew from Chicago out this weekend for one of his first hunting trips so it may get even better.

Things to remember when taking children hunting:

Safety is number one. Make sure no unsafe shot is taken. Scan what lies beyond the target and make sure it is safe before allowing the child to shoot.

Keep it fun. I like sitting in blinds because it allows the child to play a Game Boy, etc. while being undetected. Also, when the child is ready to

## HUNTER'S CHOICE DEER PROCESSING

6164 Highland Center Rd  
Brookville, IN 47012

**\$65.00**

**STANDARD CUT**

**CAPEOUT \$15.00**

**765-647-0916**




**INDIANA DEER & ELK FARMERS' ASSOCIATION**

[WWW.INDIANADEER.NET](http://WWW.INDIANADEER.NET)

[www.indianadeer.net](http://www.indianadeer.net)

# Ludco Gun

146 W. Washington St. Parker City, IN 47368  
10 Miles East of Muncie, IN Since 1972

**over 2500 guns in stock**

OVER 750 HAND GUNS IN STOCK

New & Used Guns • Handguns • Rifles • Shotgun  
Ammo • Scopes • Holsters • Knives  
Black Powder Guns • Reloading Supplies • Gunsmith Service  
Coon Hunting Lights • Game Call Tapes  
Live Bait & Tackle • Archery Supplies  
White's Metal Detectors

OPEN 7 DAYS (765) 468-8136 1-800-241-3695  
WEBSITE: [WWW.LUDCOGUNSHOP.NET](http://WWW.LUDCOGUNSHOP.NET)

and/or call Pastor Malcolm Greene 765-966-6404 or 765-259-1958.



Nicholas Martino kneels proudly with his first buck. Nicholas harvested this eight pointer during the youth season this past September. (Photo by Joe Martino)



# The Order of RED MEN

Greetings: My Brothers!

It has been a very good year for our Miami Tribe; we held our first Tribal meeting in February, 2010. The Great Spirit has blessed us with twenty-nine warriors and Chiefs.

We are a proud and patriotic fraternal organization even older than the American Legion whom we hold in the very highest esteem and honor.

This past year we have had Native American speakers who have shared many of their traditions and rich heritage. Other speakers have spoken on the Revolutionary and the Civil Wars. Our presenters include Golden Eagle, Gene Fannin, Dennis Rigsby, Bill Ott, James Harlan, and Malcolm Greene. In December, we hope to have Aaron Stevens, and in February, Abraham Lincoln.

In January we will have nominations and elections of Chiefs to serve for six moons. We meet the third Thursday of each month at MCL Cafeteria in Richmond at 6:00 PM and the Council Fire is lit at 6:45 PM in Freedom, Friendship, and Charity. Yearly dues are only \$20.00. Back in 1990 our National Council joined with the National Alzheimer's Association and we have contributed over two million dollars in research. We are now collecting old ink cartridges for recycle and will use the proceeds for Alzheimer's research. Locally we donate to other worthy charities.

Look for us on the internet at: [REDMEN.ORG](http://REDMEN.ORG)

## News From The Indiana State Police

CONTINUED FROM PAGE 6

er, another male, who had a death grip on the wheel.

I asked what was going on and the male said his friend, the driver, was having a "medical problem." Well, he did have a problem alright-he had taken a popular tranquilizer before leaving his place to drive his friend home. Now he was so intoxicated he could hardly talk or keep his eyes open.

So the passenger, being a Habitual Traffic Violator, suspended for life, came up with an idea. He would steer the car from the passenger seat if his intoxicated friend would operate the pedals. That way if they got stopped he couldn't be arrested for driving while suspended. (It's no wonder they were driving all over the road.)

He was trying to get his friend out of the driver seat after they had lost control at 25 mph and run up in the yard-knowing the police would surely arrive soon. In his words, "Hey, they can't arrest either one of us for driving this way." RIGHT! As he found out, his thinking was "a bit flawed."

Yes folks, these are the rocket scientists we share the road with. How would you like your son or daughter to be driving home from school and meet these two men on the roadway at four in the afternoon? Guys just like these are out there every day and night....That's why it's so important to be careful and watch your driving habits, as well as watching the other guy.

I could go on and on with crazy stories-but Ray has only so much room. So this wraps up another month's installment. Thanks for reading and allowing all of us to serve all of you. Stay safe and warm, and remember to slow down on the slick roads-don't be another statistic for me to look up. Remember you can reach me at [jbwling@isp.in.gov](mailto:jbwling@isp.in.gov). I look forward to talking to you next month.

leave, then leave. Trying to force them to stay out longer than they want to will not be fun for them. Remember, this hunt is for them, not you.

Teach them about nature. It's not just about the kill. Respecting and appreciating nature and animals is the real lesson here, taking an animal now and then is part of it, but not the entire objective. Educate them. Show them different species of trees, plants and wildlife. They will be better off because of it.

Take pictures. Nothing will replace the glow in their eyes when they see a deer or collect their first game animal.

866-438-4478  
Toll Free

765-644-7113 Anderson, IN  
765-332-3048 Straughn, IN

**Experience Is Everything**

**Come See us at the Indiana Deer and Turkey Expo February 18th-20th**

Catch us if you can!

- ➔ 2 Locations To Serve You
- ➔ 1420 Main St. Anderson • 5245 US 40 E. Straughn
- ➔ Family Owned And Operated
- ➔ Certified Archery Techs
- ➔ Indoor Ranges @ Both Locations
- ➔ Friendly & Knowledgeable Customer Service
- ➔ Most Manufactures Available

- Archery Pro Shop
- Fishing Gear
- Hunting Supplies
- Camping Supplies
- Federal Firearm License
- Professional Instructors

[WWW.GIRTSARCHERY.COM](http://WWW.GIRTSARCHERY.COM) Est. 1997

## Hoosier Horse Happenings



by Rhonda Helming

### Tying Up!

No I don't mean like tying your horse up, it is a serious medical condition that can be extremely harmful to your horse if it goes untreated. According to what I could find the definition to tying up is: "Tying up (muscle tension/spasm) involves chronic tension in the muscles due to overwork. When the muscles are active, they produce lactate as part of their normal metabolism. Too much lactate causes lactic acidosis, a lowering of the PH in the muscles and the body in general. This makes the metabolism change which lends to fatigue. The excess lactate prevents the muscles from relaxing properly. Resulting in large muscles to seize up and keeping them in a state of contraction.

The reason I am writing about tying up is because it happened to my horse a couple of weeks ago. I had pulled to a horse show and planned on riding my young horse, Bia. I was only able to do some warm-up runs with her because of what happened next. I cooled Bia off, loosened her saddle, and proceeded to put her back in the stall and go watch some of the other competitors run some barrels. The young lady who had her horse in the stall next to mine came and found me and said, "your horse is trying to tie down". So I hurried back to the stall and found Bia sweating profusely and parked out. Parked out is when a horse is stretched, but still standing. I could tell by looking at her she was very uncomfortable and showing signs of pain. I have been around colic horses before and I knew that she was colicing, or at least I thought that was what she was doing. I led her out of the stall and she was very stiff on her front

end, and not wanting to walk at all. I knew I needed to watch her closely and give her something to make her comfortable. Unfortunately, I had nothing with me, but thanks to some good people I gave her something for pain, gave her some fresh water, and unsaddled her and scratched my classes for the rest of the day. I could not afford to let something happen to my young horse because my old mare is retired and that would leave me with no horse to ride unless I went out and bought a new one. That is just not in my budget right now.

Having never had a horse to tie up on me, at least not to my knowledge anyway, I decided to do some research on this and I never want to see my little mare go through this again. This is what I found out: Symptoms of tying up are-very short strides, sweating a lot, muscle stiffness, not wanting to move or walk, lazy breathing, elevated pulse, urine is brown in color, can't sleep. My mare had some of these symptoms; like sweating and moving stiffly and also wasn't eating or drinking any fluids.

Treatment for tying up is: A horse that has tied up needs to relax. The horse should remain on their feet and given fresh clean drinking water. Give your horse some electrolytes, and in some cases you may need to change your feed program by lowering their carbohydrate intake.

It seems that tying up is most common in young quarter horses and Thoroughbreds that are high strung or not in shape. My mare is only 4 years old. I thought that my mare was in shape and she doesn't really seem to be high strung.

Reducing the risk of tying up in your horse is to use preventative measures. Our horses should be warmed up and calmed down by first walking your horse for at least 15 minutes. You should never exercise your horse to the point where they become stressed. If you are just starting to get a horse back into shape, I would recommend the round pen before you even get on the horse. Just by letting the horse exercise without a rider for 15 minutes a day is a big help. The horse is less stressed, and when the horse is less stressed, you have a happy horse and a wonderful ride.

I thought that I had my horse in shape, but I need to do more exercises with her other than just loping circles. I try to ride at least 2-3 times a week, and when I am riding I will treat her like a track athlete and come up with different moves and exercises that will help Bia stretch her muscles and help me understand her better as well. I don't think I will ever know what caused Bia to tie up, but I am bound and deter-

mined to never let it happen again. I know I don't ever want to see Bia go through what she went through again. I will strive to be a better horse person to her. She did start feeling better after about 6 hours. In fact you would never know that she had been sick.

I hope everyone had a great start to his or her new year.

Until next month, stay safe and give your equine friend a big hug. If you have any questions you can contact me at [thehelmings@psci.net](mailto:thehelmings@psci.net).

**GLOVES-WOOL-BLANKETS-** War souvenirs  
See Miles or Sharrie  
**PINS-PATCHES-** 612 North A Street, Richmond, IN 47374  
**BOOKS-BELTS-** Bus. (765) 966-0417  
**KNIVES-** 1-800-686-2769  
**INCENSE-** [hhq313arty@frontier.com](mailto:hhq313arty@frontier.com)  
**AND LOTS MORE**

**Frame's Outdoor**

- Fishing, Hunting
- Fort Knox Gun Safes
- Cooper Custom Rifles
- Camping, Firewood
- Live Bait

**Whitewater State Park  
Brookville Lake  
Hunting & Fishing Headquarters  
Deer and Turkey Check-In Station**

Call: 765-458-7227  
855 South State Road 101  
Liberty, IN 47353  
Website: [www.framesoutdoor.net](http://www.framesoutdoor.net)  
E-mail: [framesoutdoor@aol.com](mailto:framesoutdoor@aol.com)

## Roaming The Outdoors

CONTINUED FROM PAGE 4

& More, Girt's Archery, Anderson Honda, Brookville Tourism, Dry Dock Marina, Indiana Deer & Elk Farmers Association, Indiana State Police will man information booths, Knightstown Meats & Catering, Indiana Outfitters and Caboose Lake Campground. See advertisement on Page 17.

In March the **38th Annual Spring Show Gem, Mineral, Jewelry, Fossil Show and Sale** will be **March 4,5,6, 2011** at the Wayne County Fairgrounds in the Kuhlman Center in Richmond, Indiana. The show will be open Friday 10 a.m. to 6 p.m., Saturday 10 a.m. to 6 p.m. and Sunday 10 a.m. to 4 p.m. Adults \$4, Senior Citizens 60+ \$3, Youth ages 7-18 \$1 and 6 & under FREE. Good food will be available. See advertisement on Page 14 this issue.

Also in March the **Treasures of the Earth Gem**

& Jewelry Shows **13th Annual Spring Indianapolis Bead, Gem, Mineral & Jewelry Show March 25-27, 2011** will be held at the Indiana State Fairgrounds - Ag/Hort. Building located at 1202 East 38th Street in Indianapolis, IN. The Show will be open Friday & Saturday 10 a.m. to 6 p.m. and Sunday 11 a.m. to p.m. Admission Adults \$5 (Good for all 3 days) Children under 16 FREE. See advertisement on Page 18.

**Indiana Smokin' On The Water Barbeque Festival by the Lake April 30 - May 1, 2011** sponsored by the Liberty Lions Club. Proceeds go to support Community Service Projects of the Liberty Lions Club. Saturday April 1st 9 a.m. to 9 p.m. & Sunday May 1st 9 a.m. to 5 p.m.

**Saturday Corn Hole Tournament**, Reg. 9 a.m., begins 10 a.m., Awards awarded 3:30 p.m., Entry Fee \$20 per team (2 people). **Craft Show \$60** for each

CONTINUED ON PAGE 23

**PREMIER AG**

Trophy Rocks \$15.99

We Carry  
Sportmix  
Dog Food



HOURS: Mon - Fri 8-5 / Sat 8 - Noon  
Teri Frye, Retail Manager  
766 W. Main Street  
Greensburg, IN 47240  
Office: 812-663-6411  
Toll Free 800-443-5993  
Website: [www.premierag.com](http://www.premierag.com)  
E-mail: [frye@premierag.com](mailto:frye@premierag.com)

## DUTCH DISCOUNT GROCERIES

Located in Center Square • 10390 N. St. Rd. 56 • Vevey, IN 47043  
(812) 427-2504 • Mon-Fri 8 am - 6 pm • Sat 8 am - 4 pm

Complete Line of Discounted Groceries • Cleaning Supplies  
Fresh Meats & Cheeses • Frozen Food • Bread & Milk  
Amish Made Crafts • Wooden Toys • Quilts & Hickory Rockers



**"ACROSS FROM COURTHOUSE"**

**HOURS:**  
Tues - Sat  
5 am to 1 pm



Home  
Cooked  
Meals  
  
Dine-In  
or  
Carry-Out

**LIBERTY RESTAURANT**

7 West Union St., Liberty, IN 47353  
765-458-5223

**Kampfire Kookin'**



with Ray McCune

**Carrying on a Tradition or  
Breakfast Time Opening Day**

It was just a week before opening day of Deer Season 2010 when Patrick McCune and Brian Jensen, co-owners of Bay Photography & Outfitters, got the "OK" from Marvin McNew, (Interpretive Specialist for the Upper Wabash Interpretive Services) to prepare and serve the traditional, annual breakfast/lunch (brunch) to the deer hunters located at 9214 W. Lost Bridge West, Andrews, Indiana, commonly known as the Salamone Reservoir Nature Center.

Marvin started the tradition many years ago and it has been a popular event for the cold hungry deer hunters in the area to come out of the woods, grab a bite to eat (free), use an indoor restroom, and go back out into the wilds in pursuit of the wary white-tail.

Sometimes the meal might be ham, beans, & cornbread, or like this time, all you could eat pancakes, butter, syrup, link sausages, coffee, tea, cocoa, and juice. Though the meal is advertised to be free, there is always a donation can in case a hunter would like to help the nature center defray the cost of the meal. Even at a dollar or two donation, an ALYCE meal is a bargain AND like I always say, "I don't have to do any cookin'."

Incidentally, Patrick and Brian are the official photographers of the Salamone Reservoir Trail Riders. They started the business at first to help sportsmen/women record their interests and activities in the out of doors like horse back riding, hunting successes, and fishing catches or events. They have since expanded their service to include weddings, engagement photos, pets/horses, outdoor subjects, family portraits, senior pictures, and birthday parties. They have facilities to deliver professional like photos within minutes after taking them.

Pat and Brian were assisted by Pat's brother Michael, who got roped into mixing and cooking "lots" of delicious, light pancakes after he said, "Let me know if I can help." Needless to say, these three generous volunteers missed opening day of deer season 2010 just to prepare the breakfast meal and to make sure the annual tradition did not die due to lack of volunteer participants. In 2009 the center served over 75 hungry hunters. This year the count was 40-plus hunters but the count was low due to the fact that "brochures" and announcements were only posted about a



Ray McCune with the 9 point buck he took on 11-11-10. (Photo taken by Ray Dickerson who visited with Ray that day)

week before opening day and not a month or two in advance like in the past. Next year the plan is to get the word out early through announcements in such publications as The Gad-A-Bout outdoor magazine, Midwest Outdoors magazine, The Waynedale News, and bulletin boards in local trading posts and bait shops in the area.

I want to congratulate these three guys not only because they volunteered their hunting time to prepare and serve this delicious meal for the cold hungry hunters but for (as Paul Harvey would say) "THE REST OF THE STORY."

I got up early that morning, got in my Chevy Blazer, drove to the nearest check-in station, signed in, and headed for my favorite area to hunt.

I parked in the area parking lot, walked to my favorite tree, raked away this last year's accumulation of leaves down to the bare earth, put my hunting bucket beside the tree, sat down, and nibbled on a candy bar for breakfast. I took a drink of water to wash it down, wishing it were coffee, even cold coffee, and then I settled down for that long wait. Deer hunting has been described as long hours of waiting interrupted by seconds of heart pounding terror known as buck fever when you aim your weapon for that kill.

My moment came and I killed my first buck in over 7 years of what I call dry hunting. It was a clean, one shot in the neck kill; I dropped the 9-point buck at 50 yards with my Mossberg 12-gauge using a Remington (2-inch magnum) rifled slug. I waited for 20-minutes like always to make sure he wasn't just unconscious and not dead. There is nothing worse than walking up to a downed deer and have it get up and charge you or take off in the opposite direction showing you his famous white flag; I call this getting deer mooned and it's a bad, sad feeling.

Back to the rest of the story; I looked at my watch; it was 9:00 o'clock. I called my son Patrick on my cell phone and said, "I've got a 10-point down." I had guessed the size of the rack; I was a little shaken to be specific). Since he knew what area I hunt in, he said, "We'll be there shortly." I didn't argue since they think that after 70 years I

**CONTINUED ON PAGE 24**

*Martino's* Inside Dining or Carry-Out  
= *Italian Villa*  
Restaurant & Lounge

**"Homemade Goodness In Every Bite"**

Real Italian Pizza • Full Menu

- LASAGNA
- PIZZA
- STEAK
- SPAGHETTI
- SANDWICHES
- SEAFOOD

11AM - 10PM MON - THURS 11AM - 11PM FRI & SAT

**765-457-9181**

1929 N. WASHINGTON • KOKOMO, IN

**MAX & MIMS MARKET**  
5987 S. STATE ROAD 101  
765-458-6300

- Live Bait & Tackle • Gas • Firewood
- Groceries & Snacks • Ice • Propane

(Located in front of Heritage Hills Campground)

**INDOOR & OUTDOOR STORAGE**

OPEN YEAR AROUND  
Sun - Mon & Wed - Sat 8 AM - 5 PM  
Closed Tuesday

**DAIRY COTTAGE RESTAURANT**  
(765) 647-5451

Home Of Flavor Rich Fried Chicken

Complete Line of Sandwiches, JoJos, Fries, Mozarella Sticks, Onion Rings, Etc.

LARGE SELECTION OF ICE CREAM, SHAKES, SUNDAES, CYCLONES

1116 Main St. Brookville, IN 47012  
Est. Oct. 02, 1958

**HEARTHSTONE FAMILY STYLE DINING**  
Located on U.S. 52 at The East End Of Metamora

**"OPEN TUESDAY THRU SUNDAY AT 11 A.M."**

Specializing In Pan-Fried Chicken, Country Cured Ham Catfish And Char-Broiled Steaks

WED-SUN BREAKFAST BUFFET - 7:30 to 10:30 A.M. \$4.99  
WED-SAT LUNCH BUFFET - 11 A.M. to 2 P.M. \$4.99  
FRI SEAFOOD BUFFET - 4:00 P.M. to 10:00 P.M.  
SAT COUNTRY & SEAFOOD BUFFET 4:00 P.M. to 10:00 P.M.  
SUN COUNTRY BUFFET - 11 A.M. to 8:00 P.M.

GROUP RATES and RESERVATIONS AVAILABLE

**PHONE AHEAD FOR CARRY-OUT MEALS CALL 765-647-5204**  
OPEN 5 DAYS WED THUR 7:30 AM - 9 PM / FRI SAT 7:30 AM - 10 PM / SUN 7:30 AM - 8 PM

# Fishing Lake Michigan



by Capt. Mike Schoonveld

## BOAT.U.S. LISTS BOATING THREATS

At a meeting of the Association of Great Lakes Outdoor Writers recently, Scott Croft, a representative of Boat.U.S. outlined what the organization believes to be the biggest issues facing boaters on the Great Lakes and elsewhere. Boat.U.S. with over a half-million members is the largest advocate group dealing with boating issues in the country.

First on their list is the threat that regular gasoline will be mandated to include 50 percent more ethanol than what's currently allowed. When gasoline with 10 percent ethanol became a standard blend in the USA, boat owners, in many instances, were among the first to notice the difference. Not many, but some marine fuel systems literally melted down when exposed to the E-10 blend. Most engines ran well enough on E-10 that performance problems weren't an issue, but when the ethanol dissolves fuel lines, gaskets and sealing rings on fuel pumps, filters and carburetors on your boat, a wise mariner takes notice. When the fuel tank itself fails filling the bilge with gasoline, it's time to run.

The current problem stems from a congressional mandate pushed through by the ethanol industry that the country use a minimum amount of ethanol each year, the exact amount determined by an ever-increasing scale based on the theory of ever-increasing gasoline consumption. That theory was blasted 2 years ago when gas prices soared past the 4 dollar per gallon mark and gasoline consumption remains below projections because of prices around \$3 and a down economy.

Buoyed by what was to be an insatiable demand for ethanol, alcohol distilleries sprang up across the Great Plains like dandelions in your lawn. Billions were invested in the ethanol bubble before it burst. And just as the people affected by the economic malaise in the banking, housing and automobile industry asked for a bailout, the ethanol industry has



Wearing life jackets is important, but should it be a government regulation?. (Mike Schoonveld Photo)

run to the government for help.

Enter E-15! Most newer autos are equipped with sensors which gauge the amount of alcohol in the fuel and the car's computer adjusts the engine to burn the gas-alcohol mixture accordingly. Most boat engines and outboard motors don't have those sensors, tests have not been run to see how they would perform, nor have studies looked at potential meltdowns of fuel system components.

### PFM MANDATES

No one would argue that boating would be a safer activity if everyone on board every boat were issued a life jacket and required to wear it. The question, however, is that something which should be a legal mandate or a personal choice?

All states require children under a certain age (usually 12 years) to wear a PFD when a boat is underway. New York now requires mandatory PFD use by boaters of any age from November through March. The push is on in nearly every state to legally mandate PFD usage for more and more boaters. In some, as New York, it's calendar related; in others, it's boat size related. The sky is the limit when it comes to progressive legislators assuming the role of deciding what's good for us.

Neither Boat.U.S. or myself would advocate people not wearing PFDs should they choose to do them when afloat. However, the key word is "choose." There are plenty of rules, regulations and

CONTINUED ON PAGE 24

**G&T CYCLE**  
WEEKDAYS 9-6 SATURDAY 9-12  
(812) 752-5466  
800-521-5344  
[www.gardtcycles.net](http://www.gardtcycles.net)

15% OFF ALL ATV ACCESSORIES IN STOCK  
10% OFF SPECIAL ORDERS  
We Service All Major Brands of ATV's  
From Oil Changes to Complete Rebuilds  
Hwy 31 S. in Scottsburg, IN. Just Off I-65  
30 Mile. N. of Louisville — 85 Miles S. of INDY.

**Steve's MARINE**  
BROOKVILLE LAKE  
1156 W. DUNLAPSVILLE RD. LIBERTY, IN 765-458-7527

**BENNINGTON** The Ultimate Fishing Experience  
**LUND**  
**South Bay**

**CAPTAIN MIKE SCHOONVELD**  
**AFFORDABLE**  
**LAKE MICHIGAN SALMON FISHING IN INDIANA**  
**FOR 1 TO 4 PEOPLE**  
**Tackle Furnished, Fish Cleaned**  
[www.brother-nature.com](http://www.brother-nature.com)

**Brother Nature Charters**  
**1-877-SALMON-5**

# Outdoors Tales



by Phil Junker

## Expert offers duck calling tips

Duck hunters are dedicated (some might call them crazy). Dedication is needed to get up when some others are just going to bed. They sip black coffee, wipe the sleep from their eyes, and make a trip in the pitch black, cold night to the lake or river.

Once there, they must be set out their decoys in the frigid, dark of early morning. The blind has to be set up, if they don't have a permanent one. The worse the weather, the better these hunters like it.

And before all that starts, there is obtaining and organizing equipment for the hunt. You need the gear and at least some bird knowledge to waterfowl hunt.

I've spent a number of mornings in duck boats and blinds, but have no duck hunting expertise. I've enjoyed mornings at Turtle Creek, the Ohio River embayments, Southern Illinois, and a few other locations.

While I enjoyed the experiences, most of my expertise includes sitting by the fireplace, drinking coffee and eating duck hors d'oeuvres.

Recently my friend Kevin Howard, a public relations guy who represents the Mossy Oak Company, sent me an email news release with an interview conducted with Mossy Oak pro staff member Altie Lannom of Herrin, IL. It provides good information for the outdoors person who wants to learn more about waterfowl hunting.



Altie Lannom, champion duck caller and Mossy Oak pro staffer, offers tips for new waterfowl hunters. (Photo by Phil Junker)

Altie's hunting career began at age six, with his father and grandfather. He began competition calling in 1990 at age 16. He is a two-time Illinois State Goose Calling Champion and Kansas State Goose Calling Champion.

Q: What is a good call for beginners?

A: For ducks, usually a double reed. It makes a raspy sound on its own with no voice inflection necessary from the caller. Most goose calls are a short reed style, the most important thing with any goose or duck call is finding one that is comfortable to the hands and mouth.

Some callers like a call that takes a little more air to blow, and some prefer less. A call that is a little harder to blow is actually easier to control. One that is too light is more apt to squeal or stick, and may cause the caller to make sounds they didn't mean to.

Q: How can I learn how and when to call?

A: Only time in the field will teach this. The basic ideas can be learned through television and DVDs but you have to do it to learn it. When people talk about "reading the birds" the number one thing is to listen and watch. Most hunters immediately pick up their calls and make as much noise as possible.

Waterfowl observed in refuges or parks is a good way for a beginner to learn some of their habits as far as the vocalizations that waterfowl make, and why. Most of a goose's

vocabulary is actually a defense, not a "come here and eat all this food I've found." They will typically get very vocal right before other birds land near them.

Q: What is the best way to set up if I only have a limited number of decoys?

A: Use natural looking setups, such as small family groups, and always with the majority of your decoys upwind of you. The harder the wind blows, the further you may have to move your decoys upwind. Because the birds have a long time to look things over while hanging in the wind, they are more likely to flare off at the last minute.

Q: What is your favorite way to hunt ducks?

A: In flooded timber

Q: What is the best call to use for pressured or "call shy" ducks?

A: No call or something subtle like a drake call. Let your decoys do the work. If the water is still, try to get some movement in them.

Indiana's northern zone duck season ended mid-December, however hunting opportunities in the Southern half of the state continue into January. The southern zone duck season continues through Jan. 13. The Ohio River zone (mostly below I-64, including most of Perry, Spencer, Warrick, Vanderburg, and Posey counties) runs through through Jan. 23.

Canada goose season in the north zone is open through Jan. 16, the south zone through Jan. 27, and it ends in the Ohio River zone Jan. 31.

#####

DEER CHILI -- If you are lucky enough to already have harvested a deer, a crock pot of venison chili makes a good entree for the evening before Christmas or anytime you was a meal of comfort food on a cold winter day.

Here are the suggested ingredients and recipe:

- 3 1/2 lbs. deer chuck roast
- 1 (1 lb.) can tomatoes
- 1 c. chopped onion
- 1 can chili beans
- 2 tsp. chili powder
- 1 lg can tomato juice
- 1/2 c. diced green pepper

Rice

This recipe will feed four to six people. If you want it to go a bit further or just like the taste, add a can of corn.

Cut meat into one inch strips. (You call can use deer burger) Roll strips in flour, and brown in skillet. Put in slow cooker or crock pot. Add tomatoes, tomato juice, onion, chili powder, soup, chili beans, and green pepper. Set on low to low-medium heat setting for about 6 hours. Serve with rice, or with crackers, cheese and pickles, or whatever you prefer.

#####

Contact writer Phil Junker by email at: [olddoorscribe@yahoo.com](mailto:olddoorscribe@yahoo.com)

**FOR SALE  
OHIO RIVER  
VIEW HOME**



**SITUATED  
ON 1.5 ACRES  
IN DERBY, IN**

This three bedroom home with two fireplaces has lot of glass in the two large living rooms to enjoy the river view. Large screened-in porch and two decks, two full baths, one with a jacuzzi tub, a nice kitchen at 13285 N. SR 66, Derby. Close to boat ramp, American Discovery Trail. \$149,000. **Cell Phone: 812-499-0209.**

**OLD KOOTS**

HUNTN CAMP

## Outfitters

12248-143 Ave., Edmonton, Alberta, Canada T5X 3R7  
**Licensed • Insured • Bonded**  
**BEARS ARE ALL WE DO**

**Contact: Bob Simpson**  
 Ph: (780) 456-4827 • Ph: (780) 980-1110  
 Fax: (780) 980-1016  
[www.oldkoots.com](http://www.oldkoots.com) • [oldkoots@oldkoots.com](http://oldkoots@oldkoots.com)

**INCLUDES:**

1. Pick up at Edmonton International Airport.
2. All transportation during the hunt.
3. Guiding services and licenses for the duration of the hunt
4. Food and accommodation for the duration of the hunt.
5. Field dressing, skinning, quartering and capping of your trophy.
6. Return to Edmonton International Airport.

# Talking Leaves



by Golden Eagle

## JANUARY 2011

Once again it is time to take stock of where we are. Twelve Moons have past, some were good, others not so good, but that's what life is all about. I've renewed old friendships and made new ones.

I have to admit that I look back more than forward these days, but that's because most of my ideas, plans etc. relate more to the past than the future.

Have you ever driven along a highway, particularly one weaving through the mountains and wondered what kind of trail passed this way a century ago.

I remember crossing the desert from Arizona to California and thinking about the settlers moving west. What took us a day must have taken them a week or more. The only water was what they carried with them on the wagons. I think about the thousands, mostly children, who died in the desert. Their graves now lost with the shifting of the sands and the earth. I'm sure their families marked them with a piece of wood or a pile of stones, meaning to come back someday and remove the remains to their new home. Many became so caught up in their new lives that they never came back. Even if they had the chance of finding those desolate graves would be almost impossible.

I have walked many trails in many places in my lifetime. The one that stays with me most is a section of the Appalachian Trail that I hiked the fall after I came home from the war. Beyond the natural wonders, I remember the people. They lived in cabins without the so call necessities of life, like water in the house or electricity. Behind the cabin was the little "phone booth" house with the moon cut in the door, sometimes called the "necessary" or "out house."

I learned very quickly to yell out as I approached a cabin. Dressed as I was in my army khakis, I looked a lot like a lawman or "revenoer."

However, after the word got out that I was OK, I was made welcome wherever I went. In fact some folks thought I'd make a pretty good catch for one of the local girls.

We went back as a family in 1970 and visited in Cade's Cove. Some families still lived around the cove. I understand that the government was buying up the land and eventually planned to turn it into a sort of outdoor museum of mountain life. I hope they did.

Of course I didn't have too far to go to walk a

# H.M.S. ENTERPRISES

## PRESENTS STORIES BY GOLDEN EAGLE

Here is a unique tape which includes favorites such as Grandmother Turtles Stories, the Boy Who Was Afraid of Animals, Burnt Face and many others.

Special Gad-a-bout price of only \$10.00 plus postage and handling fee of \$3.00. Call (513) 827-6151 weekdays from 10 a.m. to 4 p.m. to order.

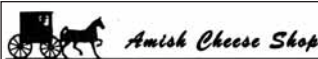
crooked trail and commune with nature. From 1960 to 1965 my family lived at LaBoiteaux Woods Nature Center in College Hill. One of my assigned tasks as resident staff member was to patrol the trails, after hours. My two older children Mike and Debbie loved to go with me. Mike was always the forward scout. No matter how many times we walked those trails he was always out front. When we came to a fork he would look back at his sister and me and wait for my signal as to which trail to take. Debbie was a good hiker but when we turned homeward and the trail became mostly up hill, she suddenly wanted a "horsie back" ride on my shoulders. I taught my children that if they got lost or confused, to sit down on the side of the trail and wait for me. They knew I would always come and find them. I also taught them not to hide and jump out at daddy. I was still too close to the army than and the war was still fresh in my mind. I did not want to react and hurt one of them by accident. Before my legs went bad a walk at LaBoiteaux was always a part of Mike's visit home regardless of the season.

I spent my teen years at California Woods over on the east side where my father was caretaker. I always wondered how I was going to give my children that wonderful experience but as always the "Powers That Be," arranged for me to do just that. After Tina was born the quarters at LaBoiteaux were too small, so we bought our first real home. Unfortunately she missed much of that out door experience.

Route 32 to East Fork Lake and further to Burr Oak Lodge is as straight as an arrow. Sometimes the scenery is beautiful, but it makes one a bit weary when driving such a stretch alone. I'd rather have the crooked roads that have descended from the old warrior trails and wagon trails from east to west. From civilization to the land north and west of the river Ohio.

I wish you all a Happy 2011 and pray that the Great Spirit's blessing is with you and yours until we meet again.

**OLD CHIEF SAYS:**  
Do care about what others think...but not so much of what they think of you.



ARTISAN CHEESES FROM AMISH MILK

Fresh Baked Goods, Jar Products, Crafts & Special Orders

Venison Sausage & Uncle Mike's Jerky  
Sample some of our 65 kinds of cheese  
Find us at [www.amishcheeseshop.com](http://www.amishcheeseshop.com)

170 Exit 137

2001 North State Road 1 • Cambridge City, IN 47327

Phone: (765) 478-5847 Toll Free: (800) 478-5849

## POOR BOY'S COUNTRY STORE



Patoka Lake Crappie Headquarters

Specializing in Crappie Baits

• Gas • Diesel • Live Bait

Featuring Poor Boys "Almost Famous Ribs & BBQ"

• Chicken • Fish Sandwiches • Angus Burger & Fries

• Breakfast Items • Groceries • Ice

Full Taxidermy Service

OPEN 7 DAYS A WEEK 5 AM TO 8 PM

476 N SR 145, ECKERTY, IN 47116

812-338-3151

## TOLLIVERS



Hunting & Fishing Supplies

Directions: From Salem go 136 N 12 mi, turn east bottom of Millport Road, go 3/10 mile. From Brownstown, go 135 S. approx. 10 mi. from same as above.

(812) 358-4867 or 1-800-238-0358



- Guns • Ammo
- Camo Clothing
- Mathews Bow Dealer
- Live Bait • Voyager Boats

See Us For All Your Archery

## GRIFFEY 765-478-6297

- Nutrena Feeds
- Pride Dog Food
- Mulch
- Hay and Straw
- Baling Supplies
- Livestock Supplies
- Gates and Kennels

10041 Pottershop Road



### BANKRUPTCY ATTORNEY

**DAVID A. FEDERICO**

Both Chapter 7 and Chapter 13

Friendly personal attention from an experienced attorney

49 East Main Street in Hagerstown

765-489-5888

## FREE CONSULTATION

"PROTECT YOUR FINANCIAL FUTURE"

This advertisement is for a debt counseling provider

## 38TH ANNUAL SPRING SHOW GEM, MINERAL, JEWELRY, FOSSIL SHOW & SALE

March 4, 5, 6, 2011

Friday 10-6 / Saturday 10-6 / Sunday 11-4

(SCHOOL CHILDREN FROM 10-3 ON FRIDAY)

Donation: Adults \$4.00 / Senior Citizens (60+) \$3.00  
Ages (7-18) \$1.00 / 6 & Under Free

KUHLMAN CENTER

Wayne County 4-H Fairgrounds - North Salisbury Road  
RICHMOND, INDIANA

Jewelry, Gem, Mineral & Fossil Dealers. Exhibits, Displays, Door Prizes - Silent Auctions, Children's Activities. Demonstrations of Fluorescent Minerals, Micro Mounts, Gold Panning & Wire Wrapping, Fossil Cleaning, Glass Bead Making, Flint Knapping & Faceting.

GOOD FOOD AVAILABLE

SPONSORED BY

Eastern Indiana Gem & Geological Society, Inc.

INFO: Dave Straw 765-966-4249 or John Lamont 765-647-4894

### DAVE'S TRIANGLE LLC

- GUNS & AMMO •BAIT & TACKLE
- FISHING & HUNTING SUPPLIES •ICE
- SNACKS •SOFT DRINKS •FIREWOOD
- PIZZA & SANDWICHES •LOCAL DELIVERY\*\*

### BOAT STORAGE

SUN - THUR 8 AM - 5 PM  
 FRI & SAT 8 AM - 7 PM  
 Hazel & Dave Wilcox Jr

2955 S. Old Dunlapville Road  
 Liberty, IN 47353, 765-458-7106

### THE GUN DEN

Buy - Sell - Trade

337 Roosevelt Dr. Shelbyville, IN 46176  
 (317) 398-3852

FOR ALL YOUR OUTDOOR & HUNTING NEEDS

CHECK OUT OUR WEBSITE AT  
[www.thegundenonline.com](http://www.thegundenonline.com)

We will have 12 different items  
 on sale every 12 hours

We do special orders and layaways  
 We do consignments too

### WAGNER'S BARBER SHOP & GUNS

Haircuts \$10  
 Guns Slightly More

GUNS  
 GUN REPAIR

532 W. Sheridan  
 Greensburg, IN 47240  
 Phone (812) 663-2553

## Misfires & Snags



by Dan Graves

### COMMITTED TO A WATERY GRAVE

For some odd reason, whenever I get near a body of water I tend to either drop something into it that costs a substantial amount of money, or leave a lure that was originally attached to the end of a fishing line firmly hooked to anything other than a fish. My wife gives me five dollars a month to spend however I like, either on artificial lures or live bait. Since the live bait I choose is always dead by the time I get to the lake, I normally spend my allowance on a jig or once in a while, a spinner bait. However, where night crawlers used to be reasonably cheap, now at the price of a dozen of the slimy little critters, I name each of them and wish them luck when I cast them out.

Rather than having to use my debit card to buy a dozen of the same thing I'm too lazy to dig out of the yard, I checked the price of spinner baits at our favorite fishing tackle store (the name starts with a "W" and ends with a "T"). When I read the price I staggered backwards. Clutching my chest, I looked up at the nearest security camera and shouted, "You thieves! Do you know that if I pay these prices I'll probably leave at least \$50 worth of lures on the bottom of the lake next summer?"

Realization of the cost of fishing suddenly struck me. It probably costs more to be a professional drag racer or an amateur in today's stock market, but not by a whole lot. Then, I started thinking about all the equipment I had left in various lakes and streams over the years. One of them still brings chills up my spine. Dad bought a tiny plywood boat called a skipjack with a 15 horsepower Mercury outboard that kicked up a five foot rooster tail at full throttle. Twelve feet long, it wasn't much bigger than a postage stamp, but it didn't seem to have enough power. So, my brother and I, with warnings from Dad that our lives wouldn't be worth a plug nickel if we did it, mounted a 35 horsepower engine on the thing. With my small dog clinging to the cowling in front of the cockpit I

roared up the river and made a sharp turn, only to have the motor, which we had failed to tighten on the transom, kick up and spin the boat 360 degrees before I could shut it down. Fortunately, I didn't lose the engine or the dog, but afterwards the dog would bite me if I got too close to it.

Today's serious fisherman has more equipment in his boat than the entire inventory of Bass Masters or Cabella's. For instance, I frequently fish with Rollin on our lake. Here's a man who considers fishing as more of a challenge than a sport; a man to whom the loss of a fancy spinner bait is the inevitable price of war between fish and man. Rollin thinks like a sport fish. He knows their habits and habitats. He knows what they prefer to eat at certain times of the year and subsequently presents the correct lures. And, he really hooks me off because I have no idea how a fish thinks. As a result he catches ten fish to my one. And, he loses far less equipment in the lake than I do. I guess that is because after years of fishing this lake he knows the topography of the bottom like the back of his hand. He's acquainted with every stump and every brush pile I've left a lure hanging from. He will point out a spot that harbors big fish but is full of hazards and warns me not to cast into it. That's like telling me that a particular gully is full of gold but also teeming with rattlesnakes. There goes another lure.

Like I'm sure Rollin had to do, I'm learning the lake the hard way. When you lose a crank bait that cost over six dollars to a submerged tree stump, you remember where that stump is located. Not that that does any good when you know that big bass hang around that stump and you just can't resist trying for them one more time. As a result, the thing begins to look like a Christmas tree covered with expensive ornaments. However, for the coming season I have a plan. I'm going to invest in a scuba diving outfit, complete with air tanks, a mask and swim fins. In any case costing more than that \$2.50 hang up I'm going after it. I'll take along a spear gun in case I happen to stumble across anything over three pounds.

So far this last summer I've left quite a collection of junk in the lake. While casting off a boat dock, the lower half of my reel spun off and fell into the water. A few days later I dropped my reading glasses in the water while untying the bow line on our boat. Then, one of the adjustable rods that support the cover for the boat fell in and sunk like a torpedoed tanker. After waiting a month for the annual lowering of the lake level, I managed with the use of a leaf rake to retrieve the reel housing and re-assemble it. But, after three attempts with the rake at the dock where the glasses went in I'm now listening as my wife reads to me from the latest issues of Field and Stream. As for the boat cover support rod I've decided that two out of three rods ain't bad, because I'm getting tired of answering people's questions about why I'm leaning over boat docks thrashing the water with a leaf rake while muttering obscenities. Maybe I could discreetly leak the word that I dropped the keys for my Triton bass boat in the water and whoever finds them can have the #5%# boat. I'd have my support rod back in no time. There's nothing wrong with a little deception when the occasion calls for it because I don't have a Triton bass boat.

*Reg Highsmith Guns*  
 GUNSMITHING & SALES  
 N.R.A. CERTIFIED FIREARMS INSTRUCTOR

Mark Highsmith  
 812 S. State Street  
 Greenfield, IN 46140  
 (317) 462-6290

**Best STOP Auto Care**  
 2 Salisbury Rd., Richmond, IN

**TECH-NET Professional AUTO SERVICE**  
 WE USE HIGH QUALITY CARQUEST REPLACEMENT PARTS

**Complete Auto Service**

- Tune-ups
- Major engine work
- Brakes
- Cooling system service
- Transmissions

Courteous, Friendly Service  
 Questions? Just Ask! We're Here To Help!  
 Pick up & delivery service available

CALL US TODAY  
 765-935-3849

**SALES SERVICE RENTALS**

**dry dock MARINA**  
 at Prairie Creek

6700 S. CR 560 East  
 Selma, IN 47383

PHONE: (765) 286-4976 FAX: (765) 286-4981

E-mail: [drydockmarina@aol.com](mailto:drydockmarina@aol.com)  
 Hours: Mon. - Fri. 9:00 AM - 5:30 PM Sat. 9:00 AM - 3:00 PM

25 Years of Technical Service on Most Makes and Models

**Godfrey** 2011 Evinrude E-TEC In Stock with 5 Year Warranty 15 to 150 Horsepower

**POLAR** *craft*

**See you at the Indianapolis Boat, Sport & Travel Show**

We are well equipped to take care of your needs, But small enough to care.  
 "WE SELL FUN"

# ESCAPE

FROM WINTER

to the

## Cincinnati Travel, Sports & Boat Show®



**GMC**

Presented by your  
Tri-State Buick GMC Dealers.

January 14 - 16 & 19 - 23

also included

## Cincinnati Hunting & Fishing Show®

January 19 - 23

Live!

Kevin VanDam  
Sun., Jan. 16  
Noon & 3 pm



Duke Energy Cincinnati  
Convention Center

Save \$3 at Kroger



when you use your Kroger Plus Card.

[hartproductions.com](http://hartproductions.com)

Another Quality  
Rentro Production



57TH ANNUAL

# INDIANAPOLIS BOAT, SPORT & TRAVEL SHOW<sup>SM</sup>

February 18th thru 27th

AT THE INDIANA STATE FAIRGROUNDS • INDIANAPOLIS, INDIANA

Expanded for 2011!



QUIET SPORTS

14th Annual

INDIANA

**Attention Waterfowl  
Calling Enthusiast!!!**



**FEBRUARY 18-20**

Seminars from hunting masters...  
**Ray Eye, Greg Miller & many more!**  
Plus don't miss the Indiana State  
Duck Calling Championships!

The Indiana State Sanctioned Duck  
Calling Championship sponsored by  
**Ducks Unlimited** will be held  
again this year at the Indiana Deer,  
Turkey & Waterfowl Expo!

  
DUCKS  
UNLIMITED



For complete show details as well as calling  
contest registration call 877.892.1723 or visit

[www.IndySportShow.com](http://www.IndySportShow.com)



**FOR TICKETS GO TO MARSH**  
Supermarkets  
**OR WWW.INDYSPORTSHOW.COM**

# Camping Here & Beyond



by John and El McCory

## Interesting people are sometimes very close by and Not just on camping trips.

During our journey through life, we, like a lot of you, have met some real interesting people. Many of them are reluctant to share their past and others who can't wait until they can spill their life story to anyone close enough to listen to them. My dad (1910-2003) was like the former early in life, but in later years he spent hours writing memoirs so we "kids" and our kids could relate to the "good 'ol days" and see how dad and grandpa fitted into history and what a lot of people went through in those really tough times. These times in history were World War I, the Depression, the Dust Bowl and how it affected the Midwest, and World War II.

My sister, Mary, took his writings, typed them up each time he gave her a new set, and distributed them to us kids. Eventually we all had a complete set of rambles—nothing in real chronological order but interesting tidbits on how he saw life from an early age into his 80's.

He recollected interesting "facts" we think, about people he met on our trips to the 48 states, either camping or staying in real inexpensive and not so quiet motels and with other members of our extended family, fishing trips with other men teachers over school breaks to Dale Hollow Dam, flying various places or being with members from their church family. Sometimes he had to "get back" at players on other teams who "had done him wrong" on the court while playing in the undersized high school gyms in the twenties and while playing football for coach Branch McCracken at Ball State.

While at Ball State he worked at any job he could get, from night-watching, to taking care of flower beds on campus, to working for the professors at their homes, etc. When going home to Sheridan one time his dad met him at the road as he turned in to the driveway and asked him how much money he had in his pocket. Dad said "thirty eight cents." Grandpa said, "John that's all you have, the banks have gone under." As my dad told it, he thought, "What a revolting development this is," in the words of Digby O'Dell, the friendly under-taker on the old Life of

Riley show. While coaching, he was never one to enjoy getting beaten by the other team. He always taught his students, his own kids, his teams, and every one he came in contact with to be fair, to be honest, play or study to the best of your ability, but play to win.

We didn't remember most of the events he wrote about since we were too young, or because we left home for college or jobs when we finished high school, but he, in person, and in his writings had us in stitches and sometimes in tears. The jokes he pulled "getting back at some people" were hilarious and hopefully never hurt them bodily or hurt their feelings. Many were ornery and for some he said he's glad the recipients didn't hit him in certain places with the salt pellet loaded shotguns or he'd still be burning.

We never did know when dad finished his Masters' Degree until recently one of my sisters found the information on the internet. During WW II he was teaching middle school south of Indianapolis, coaching all the middle school sports, going evenings to "Butler University for his degree, guarding war prisoners at the Farm Bureau fertilizer plant on highway 67, going across the highway and walking the guard posts around Allison's military equipment manufacturing plant and coming home to try to get some sleep to go again the next day. We kids had to take care of the big, nearly 5 acre garden, mow the big yard, take care of the chickens, pigs, and a couple of cows, the orchard—I think we had about 20 apple trees, 5 cherry trees, a couple of pear trees, and all of this we had on 10 acres we rented for the outlandish price of \$45.00 per month. We had no time to get in to any serious trouble, but we four were normal kids and did a few ornery and mischievous things. When mother told dad, his fraternity paddle or the razor strap really hurt. We sold the orchard and garden produce out in front of the house to people coming to and from Bloomington, Martinsville and Mooresville to work at the airport and in war plants in Indianapolis.

These are some of the reasons I agreed to write in the Gad-a-Bout, was to give others the incentive to keep notes on what they do during their lifetime. Another, probably selfish reason, is to try to keep our minds active and to allow us to have something for our kids and grandkids to read and see how we lived and what we did during the early days of our lives. How else but to write or talk with them. Today's kids don't concern themselves too much with parents and grandparents like in the past since there are so many more things to do. A lot of family history is being lost because we don't take time to reminiscence.

Why not start (if you haven't already) a daily log of things going on in your life and write them out monthly, type on the typewriter or internet and save the dated documents? If you don't know how, ask a young  
CONTINUED ON PAGE 24

## Noble Boys Furniture

Featuring Solid Oak and Solid Wood Bedrooms, Dining Rooms, Living Rooms, A Lazy Boy Owned Co. & Lane Recliners, Bedding and Other Household Items Dutch Craft Bedding Made by Amish

6032 Holland Rd., Brookville, IN (White's Farm - U.S. 52)  
Mon-Fri 9-5 / Sat 9-4 • 765-647-4875  
"Quality Furniture At Fair Prices"

## Concrete Creations

Quality Lawn & Garden Statuary Retail and Wholesale  
NEW GIFT SHOP  
Featuring Warm Glow Candles  
60 plus Different Fragrances  
Oils and Oil Warmers  
Lighted Infinity Mirrors & Solar Memorial Items  
7210 W. 100 N, Farmland, IN 47340  
765-468-8739  
E-mail: concreteranch@verizon.net



Remington, Indiana

I-65 (Exit 201) & US 24  
For Reservations & Info:  
219-261-3828

Open All Year  
115 Campsites with FHU  
Wireless Internet  
Fishing/Swimming/Activities  
Rentals - Cabin, RV, Caboose

[www.Cabooselake.com](http://www.Cabooselake.com)

# Bozarth Country Store

On The SALAMONIE RESERVOIR

Fishing Tackle Hunting Equip Camping Supplies Boating Equip Save BIG		LARGEST Selection of Cast Iron SPRING TACKLE SALE MARCH 4 THRU 13 Best Deals Of The year "Many Great Deals"
--	--	---

<b>Breakfast &amp; Sandwich Menu</b> Tenderloin/Fries/20 oz Drink - \$6.00 Hamburger/Fries/20 oz Drink - \$4.50 Many Other Great Food Items	
--	--

**We Have A Large Breakfast & Sandwich Menu**

Campstore / Grocery Fishing Tackle, Live Bait & License Camping & Hunting Supplies Cold & Hot Drinks Ice - Pizza - Sausage - Hot Dogs Snacks & Sandwiches		Hunting Check In Station Banquet Room w/Kitchenette Arcade Game Room Showers (All Year) Boat Storage (Inside) LP Gas Refill Station
--	--	--

765-981-4522 7309 East 400 South Wabash County Lagro, IN 46941	We Proudly Carry Bass Pro Products Save on Shipping	Open All Year - 6:00 AM to Dusk
---	---	---------------------------------

## Treasures of the Earth Gem & Jewelry Shows

[www.toteshows.com](http://www.toteshows.com)

13th Annual Spring Indianapolis Bead, Gem, Mineral & Jewelry Show  
Indiana State Fairgrounds - Ag/Hort. Building  
1202 East 38th Street - Indianapolis, Indiana

March 25-27, 2011

Friday & Sat 10am-6pm Sunday 11am-5pm

Admission \$5 Ticket good all 3 days  
Children under age 16 Free - Hourly Door Prizes  
Custom work & repairs while you wait - Food Available  
Beads - Pearls - Minerals - Fossils - Silver & Goldsmiths  
Displays by 500 Earth Science Club & Indiana Bead Society  
October 7-9, 2011 = 13th Annual Fall Indianapolis Show

# The Simple Life



by Jack & Leslie Turner

## Running the Trapline..... When the weather gets tough

You'll be reading this article in December and January when the weather turns bad. Temperatures are consistently below freezing causing frozen ground conditions and turning ponds, small lakes and creeks into areas more suitable for ice skating rather than trapping. At this point, we have two choices. We can call it a season or take measures to keep our lines in operation.

We'll start by telling you that just like with mild weather all types of traps and most sets can be utilized in the dead of winter. One exception may be the slide-wire drowning system.

When it comes to trapping furbearing animals on land, some trappers elect not to utilize foothold traps and will stick to snares only. There are few, if any, disadvantages to using snares in the middle of winter. Rain and freezing temperatures will not put them out of commission. They are in operation 24/7. Snares are already placed in the line of travel. Lures are not utilized so there is no threat of rain or snow washing away or covering scents. Only during a heavy snowfall (2 or more inches), snow won't put snares out of commission except for skunks, opossum and raccoon. And these three species won't be traveling much, if any, through heavy snow. Of course, if you are trapping fox and coyotes, the snare is hung higher above the ground.

For those that choose to continue to use foothold traps on land there are some things you'll need to do to keep those operational. Two things that quickly come to mind are to have antifreeze and dry dirt accessible. When making sets on land such as the dirthole, flat or post set, you'll need the dry dirt to help bed and cover the traps. Dirt at or around the set may be frozen or very wet making it difficult to use on the trap.

Once dirt gets moist and the temps drop below freezing your traps are locked in. To keep this from happening trappers seem to prefer one of two choices for an antifreeze at their sets. These are calcium chloride chips or a 50/50 mix of water and glycol in a spray bottle. For years, we have used calcium chloride chips at our sets with good results. You can use non-iodized salt if you are unable to locate calcium chloride chips. The salt is extremely cheap, but you'll use quite a bit. Remember that salt products will rust your traps so have your traps dyed and waxed. Dyeing and waxing traps also helps conceal them and will allow them to fire quicker.

Water trappers aren't necessary out of luck when the ponds, lakes and creeks freeze over. Bottom edge sets armed with conibear traps are

often successful for mink and muskrat. A bottom edge set is a set where a conibear trap is placed at the bottom of a waterway along the edge. That part is simple. The "secret" is to put the traps up against a root system such as sod clumps, grassy hummocks, trees, brush and old stumps. In addition to mink and muskrat, beaver and otter are caught hugging the edges of these underwater areas. Location and targeted furbearer will determine what size conibear you will use.

If you enjoy trapping muskrats, another popular set to use is the push up set. A push up is simply a resting and/or feeding area comprised of vegetation. The muskrat enter these areas underwater. These push ups are hollow inside. The best way to describe it would be to say that it's an igloo for muskrats. In this situation, trappers need to use a hatchet or trowel and cut out a "plug" a little bigger than the size of a man's fist. Then place a foothold trap inside of the push up. The trap is prepared to a wooden stake on the outside of the hole. After the trap is placed inside, the plug must be put back inside of the exposed hole. This set will continue to stay operational.

Sometimes trappers get so wrapped up in running traps in fields and along waterways they neglect to see some obvious areas that can literally save the season, especially those trappers that run small lines. Often overlooked in the dead of winter are barns, horse stalls, or other areas where an animal may take up shelter and/or find food in extreme weather conditions. Cage traps, a.k.a. live traps, work great in these areas. In our cage traps we frequently use white bread with several drops of a sweet lure sprinkled on it. Some use dog food as bait. We stay away from fish and chicken because of cats and peanut butter because of squirrels. You could even use table scraps as bait. If there are raccoon, opossum and skunk residing inside or coming into these buildings, you'll catch them. And we have no problem with catching and skinning a \$3.00 opossum. We skin, flesh, stretch and sell every legally caught furbearing animal.

Just because the weather turns bad doesn't mean that trappers have to "close up shop". Yes, we may need to work a little harder to keep our sets in operation, but it will allow us to continue to be outdoors as well as to put a few more dollars in our wallets at the end of the season. Go out and create memories that will last a lifetime.



The perfect shot, with a camera that is. Since moving my office here on South Street I have been able to get some really close photos of animals.

## Peacepipe Bait & Tackle

OPEN ALL YEAR  
HUNTING & FISHING LICENSE  
BAIT & TACKLE  
CAMPING SUPPLIES & GROCERIES  
FIREWOOD

DEER & TURKEY CHECK-IN STATION  
4975 S. 1000 W., Andrews, IN 46702  
260-468-2768

## Riverside Sporting Goods



1811 N. Washington St.  
Marion, IN 46952 • 765-662-1590  
Family Owned & Operated  
Manager: Chad Phillips

Fishing • Live Bait • Tackle • Propane  
Ice • Hunting • Guns • Ammo • Archery  
Personal Protection • Canoe Rental  
U-Haul Rental - 765-664-7939

## Troyer's Country Store & Bakery

20 Varieties Cheese, Plus Raw Milk  
Cheese • Deli Meats • Bulk Foods, etc.  
Baked Goods Friday and Saturday

ADM Feed Available  
Dog • Goat • Horse • Chicken & more

Hours: Monday to Friday 8-5 / Saturday 8-4  
10599 South SR 3, Milroy, IN 46156  
(765) 629-2604

## Wanamaker Guns

Military & Collectable Weapons our Specialty  
• Buy-Sell-Trade • Class 3 Weapons  
• Consignments Welcome • We Buy Collections  
• Restorations-Repairs-Appraisals

7915 Southeastern Ave.  
Indianapolis, IN 46239

Mon, Tue, Thu, Fri 9:30-5:00 / Wed 12-5:00 / Sat 9-1:00 / Sun Closed

Other Hours by Appointment

317-862-4867

www.wanamakerguns.com wanagun@shcglobal.net

**Noble Roman's PIZZA EXPRESS**  
4 Grades Gasoline  
2 Grades Road Diesel  
Plenty of Room for RV Fueling

**Krispy Kreme DOUGHNUTS**

**CountryMark.**  
CONVENIENCE STORE OPEN 24 HOURS  
Seating for Dining Inside or Carry Out

U.S. 27 NORTH IN LIBERTY, IN • PH: 765-458-0724

Why Cook Tonight, When We'll Deliver It right?

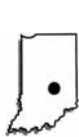
**Pizza King™**  
Lunch & Dinner  
of Liberty

11:00 A.M. - 10:00 P.M. SUNDAY Thru THURSDAY  
11:00 A.M. - 12:00 A.M. FRIDAY & SATURDAY

201 North Main Street - Liberty, IN 47353

DINE IN CARRY OUT DELIVERY (765) 458-5775

## Outdoors



With Rich Creason

### Summit Lake, Then & Now

Four decades ago, northeast of New Castle, I was hunting with my brother and two of his friends. Butch, my brother, and one of the others had just returned from spending a year in Vietnam with Uncle Sam and were anxious to resume doing "normal" outdoor activities. We were walking through fields and brush and woods, trying to flush some rabbits or maybe a covey of quail. Game was plentiful, and the hunting was good.

The farm we were hunting on belonged to Butch's in-laws. It was a typical farm back then. A herd of cows, some hogs, a few horses, and a flock of chickens called it home. A small creek ran through the property and provided cover and water for an assortment of furred creatures. Trapping season yielded muskrat, mink, raccoon, fox, and an occasional opossum or skunk.

Of course, back in the early 1970's, deer were almost nonexistent in Henry County and coyotes were unheard of in central Indiana. There wasn't any waterfowl on the property due to the scarcity of water. The fence rows were overgrown and brush a lot of cover for the local wildlife and creating piles and brier patches were numerous. Many of the trees supplied homes for tasty squirrels. The farm was an excellent spot to chase critters and the meals afterward were delicious.

Then, for better or worse, the government stepped in. The talk at the time as I remember it from 40 years ago was all the local farms in this area of Henry County were either bought up (probably at less than actual value) or taken over in some way by the state. Apparently, this area was a prime spot to be flooded. While the muskrats and mink probably didn't care one way or the other, the rabbits and squirrels in the area (probably along with some of the landowners) didn't appreciate their homes going to the fishes. A dam was built, and slowly the creeks were covered, the rolling hills saw water creeping up their sides and eventually, Summit Lake was born.

In 1988 Summit Lake and the area surrounding it was decreed an Indiana State Park, the 19th State Park in the Hoosier state. While the lake covers about 800 acres, the entire park measures 2680 acres. While the hills and valleys I used to know are underwater, the park still is an area comprised of woodlands, old fields, wetlands and prairie restoration areas. The southwest corner contains the Zeigler Woods Nature Preserve. Hiking trails are in various spots around the park and picnic areas and shelter houses (which can be reserved) are also available.

Summit Lake has an interpretive Naturalist

Service in season. It also boasts an excellent observation area for bird watching (over 100 species have been spotted here) and wildlife viewing. Campsites with water and electric are available and beach swimming is allowed although probably no swimmers are partaking this time of year.

For those interested in actually being on the water, a boat ramp is provided for park visitors who are more interested in the underwater creatures living here. A boat rental is offered for those who don't own their own craft. Paddle boats, rowboats and canoes are available for a fee. A concession area for food and drink is open also in season. Rumor says there are one or two heated restrooms for those who participate in the colder weather activities. I wouldn't know about that!

A local fisherman told me the east end of the lake is fairly shallow, deepening to 14-18 foot in the middle and around 30 foot near the dam. As with most Indiana waters, bass are common here, as are bluegill, and redear. Crappie are a popular species in Summit Lake and walleye are becoming more numerous. Back to the cold weather, Summit is a very desirable place for ice fishermen and numerous hard water anglers come from hours away to enjoy the winter fishing. Summit Lake Bait and Tackle store just north of State Road 36 and near the entrance to the Park is a year round establishment. Call them at 765-766-5158 for information on what's biting, what bait to use, and other necessary details to plan your visit. The store also has almost any item you would need to have an enjoyable time on the water including licenses, groceries, live and artificial bait, fishing tackle, etc.

Since this is a State Park, hunting is not usually allowed. As four decades ago, rabbits are numerous. (This is unusual in central IN because coyotes keep the rabbit population down most places. Maybe Summit has less coyotes or better cover for the bunnies.) But, as with several other state parks, overpopulation of some critters makes it necessary to have special hunts to thin their numbers and preserve the integrity of the park. When these special hunts are held, the Park is closed to the public. Notice is given well in advance of these special events and I believe applications must be submitted to the Indiana Department of Natural Resources to participate. Whitetail deer and geese are the two species which cause the major problems in the Park and hunts for these are held as needed to control their numbers. Contact the IDNR or call Summit Lake State Park at 765-766-5873 for any questions about any Park activities.

Many of the visitors to this area are too young to remember what was here before the water covered it and the Park stopped the activities of my youth. While the rabbits and squirrels are still around, I can't hunt them here anymore. Deer and geese numbers have exploded in central Indiana in the last 40 years, but again, I don't hunt them here. Certainly, there are more fish in Summit Lake than in the small creeks of past time, but I can't trap muskrat and mink and coon in this area anymore.

But, nothing can stop me from closing my eyes and thinking about the great hunts I had with my brother and friends in this and other lost areas.

The author may be reached at [eyewrite4u@aol.com](mailto:eyewrite4u@aol.com).



- Licensed Hunting Preserve
- NRA Firearms Training
- Guided/Unguided Hunts
- Wildlife Experience

Wes McDaniel

8080 S. State Road 3, Muncie, IN 47302

Wes' cell: 765-993-1531

[buckcreekoutdoors@gmail.com](mailto:buckcreekoutdoors@gmail.com)

## J & J FARMS

Home Raised

All Naturally Fed Meats

Chicken, Turkey, Pork, Beef

Low Prices - High Quality

We Also Have Brown Eggs

Free Range Hens — All Natural

4199 US 36 East, New Castle

765-520-0897

## Mr. Ed's Taxidermy

FULL-TIME PROFESSIONAL  
Complete Taxidermy Services

7675 E. C.R. 800 N.  
Mooreland, IN 47360  
(765) 774-3314

[mredtaxidermy@yahoo.com](mailto:mredtaxidermy@yahoo.com)



## SUMMIT LAKE BAIT & TACKLE, LLC

5180 Messick Rd.  
New Castle, IN 47362  
(765) 766-5158



Azure & John Cross  
New Owners



- Primitive Camping • Camping Equipment
- Propane • Groceries • Boat Storage
- Live & Artificial Bait
- Hunting & Fishing Licenses

[summitbaitandtackle@hotmail.com](mailto:summitbaitandtackle@hotmail.com)

## LOG HOME CENTER

Local distributor of

PERMA-CHINK  
SYSTEMS, INC.



Located 4 miles East of Noblesville on Rt. 38

773-3268 or Toll Free 1-800-773-6223

## CHALET WITH A BEAUTIFUL BREATH TAKING VIEW



New Construction 3 Bedroom, 3 Full Baths, 26x14 concrete walk-out patio, Huge wood deck 26x14.

This beautiful new construction chalet sits high on the side of a high hill on 3+ acres 4 1/2 miles west of Brookville, IN on US 52. As you can see it has one of the most beautiful views in Franklin County. Approximately 45 minutes to Hamilton, OH and 1 hour to Cincinnati, OH. Shown by Appt. Only Call (765) 458-5435



Troop 16's third campout since Dylan joined in September, this one was at Summit Lake State Park near New Castle, Indiana. This campout was attended by from left to right, Front row: Anthony Sharp, Dylan Smock and David Van Meter. Back Row: Scout leader Allen Bennett, Patrol leader Nathan Bennett, Quartermaster Josh Bennett and Scoutmaster Mark Culbertson.



Troop 16 members arrived at Summit Lake State Park in a dense fog at around 9 a.m. Undaunted by the weather the first course of duty was to set up the shelter and three tents. The shelter was up by 10:09 a.m., Josh and Nathan's tent was up by 10:29 a.m., followed by Dylan, Andrew and Dave's tent up at 10:35 a.m. and last the scoutmaster's tent done at 10:59 a.m.

# Summit Lake State Park Great Place to Camp

Article & Photos by Ray Dickerson

On November 20, 2010 at 7 a.m. my grandson, Dylan Smock and I arose early to meet with Troop 16 at the Methodist Church. New members, Dylan Smock, Anthony Sharp and David Van Meter were hoping for night time temperatures to be around 20 degrees so they would qualify for a Polar Merit Badge on their last campout for 2010. But it wasn't to be as the temperature was changed from the previous forecast low of 20 degrees to a balmy 40 degrees Saturday night. We awoke to a dense fog which had blanketed the area, visibility about fifteen feet. We quickly dressed, gathered all the supplies we had picked up at the grocery for the campout and drove to the church.

With the Troop 16 trailer loaded with everyone's gear, tents and other items we all headed for



Allen Bennett cooking corn bread patties.



Scouts David Van Meter (M) and Josh Bennett (R) washing up.

Summit Lake State Park near New Castle. All we had to do was get there safely in the dense fog. I planned spending a greater part of Saturday with them, but had to go a different direction to gas up.

I pulled up behind Scoutmaster Mark Culbertson's truck at the entrance to the park at about 9 a.m., he was waiting for Allen to arrive. Allen soon arrived and our small caravan drove to the Youth Tent area. Allen Bennett, Troop 16 Committee member directed the scouts to look over camping areas A,B,C & D to see which one they wanted to set up camp on. The scouts soon returned and had picked Area D. It was the better of the four.

Scoutmaster Mark Culbertson backed the trailer into position for everyone to unload and



Dylan Smock learning how to use an ax.

get the camp set up. First they set up the Fly, then set up the 3 tents by 10:59 a.m.

Then the scouts began setting up the cooking area, tables and other items under the fly.

Then Allen set up a demonstration table under the fly to explain to the scouts the difference in the type of sleeping bags, using their bags as examples. It was interesting, I learned more  
**CONTINUED ON PAGE 26**



Josh Bennett (L) and David Van Meter (R) getting the kitchen set up for cooking the noon meal.

**McCLEERY'S DOG CARRIERS**  
1/2" Treated Floor  
Walls & Top Insulated  
Custom Built Boxes & Trailers



LEXINGTON, INDIANA

812-866-4510

## D & J's CORNER MART



### DEER & TURKEY CHECK-IN STATION

Eat In or Carry Out "Good Food"

- Hot Soup & Coffee
- Deli Sandwiches
- Pizza
- Jerky
- Groceries
- Produce
- Snacks & Drinks
- Ice Cream
- Picnic Supplies
- Ice
- Propane
- Gas & Diesel
- Bait & Tackle
- Hunting & Ice Fishing Supplies

6581 West 600 S, Mt. Etna, IN • Jct. SR 9 & SR 124

Mon-Sat 6:30 a.m.-6:30 p.m. / Sun 8 a.m.-6 p.m. • Ph. (260) 468-2460

and that's the news from  
**West Central Indiana**



by Don Bickel, Forester

## Suckers, delicious eating

The weather has been decidedly cold. The ice on Sugar Creek is 4 to 6 inches thick over the quiet water. There has been no melting of the snow, so the creek water is clear and the bottom can be seen in most of the deeper holes. The call goes out, by whatever the handiest method - "We're going to snare suckers in Sugar Creek on Saturday, probably start around noon. Meet at Grandma Cain's barn."

It'll bet most of this makes some sense, but here and there the question arises, "How do you snare suckers and why?" The last part of the question first. The white sucker, the black sucker, the river redhorse, all are a delicious eating fish especially when caught in almost freezing water. Therefore, the reason to go sucker snaring. Say that fast 3 times.

As mentioned at the beginning, when the ice on the creek is thick enough for safe walking, and the water is at normal level and clear, the one item needed is a device to remove the suckers from the water.

This piece of fishing equipment may be a willow or other sapling cut from the creek bank. It may be a cast off fishing rod 5 to 6 feet in length. A fiberglass survey rod, electric fence post - just so it is a bit flexible and long enough to reach the bottom of the creek with a couple of feet to spare.

On the end of this pole or rod, a copper wire noose is attached. This is the snare or noose by which suck-



The first, effort once the creek has been reached and the ice is determined safe for walking, is to chop the holes in the ice. (Photo by Don Bickel)

ers are caught and lifted to the ice surface. The copper wire should be flexible, yet sturdy enough to maintain the loop's shape in the creek's current. Copper or brass wire of 20 to 22 gauge thickness will provide the needed requirements.

A wire segment 30 to 36 inches in length is generally sufficient to twist a small loop or eye in one end. Through this eye, insert the other end of the wire segment, forming a loop 8 to 10 inches in diameter. The tail end will then be attached to the end of the willow sapling, fiberglass rod or fishing rod.

By cutting a groove or notch around one end of the willow sapling, the wire can be wrapped and tightly twisted. If a fiberglass rod is used, a small hole or two the diameter of the wire should be drilled into the rod about an inch or so from the end. Threading the copper wire through his hole and twisting will secure it.

If a fishing rod is used, and the tip guide is in place, the wire can be attached here. It is not advisable to use your favorite spinning or bait casting rod. If it slips out of your hand, it could be gone forever. And if the rod used is of 2 piece construction, a wrap of duct tape at the ferrule or a piece of wire between the 1st and 2nd guides will insure it stays together.

There is a second piece of vital equipment needed - a long handled ax is used to chop a hole in the ice. With a creek location in mind, the group, whether 4, 12 or more people armed with wire snares affixed to rods, axes to chop holes, a piece of plastic or seed corn sack to kneel on, heads for the ol' fishin' hole.

The selected location may be a hole in the creek where schools of suckers were seen during the summer or fall. Or it may be a location picked because, "It looks good." The creek hole or basin is defined by an upstream and down-

stream riffle. The depth of the hole at 2 to 4 or 5 feet allows easy maneuvering to snare the passing suckers.

This should be a group activity. A creek hole 100 yards long and 8 to 10 yards wide can easily provide activity for 12 or more people. Most of these people will be snarer's, while 2,3 or 4 will be thumper's. Thumping the ice with the ax head or a stout stick picked up on the creek bank is how to get the suckers to move through the basin.

The first, effort once the creek has been reached and the ice is determined safe for walking, is to chop the holes in the ice. If the fishing party is 8 individuals, then about 6 holes are opened, each about 2 X 2 feet. Various locations over the creek's basin should be chosen, mostly over the deeper water.

Once opened, the snarer's, with their snare poles, kneel on the ice at the chopped holes and watch for fish movement below. The thumper's, maybe 2 or 3, walk to the upper end of the basin and begin a return trip thumping the ice as they walk. It is here, over the thinned ice on the riffle where the best chance of getting a leg wet.

As the fish move under the snarer's, the copper wire noose is positioned so that the sucker swims through it. A quick, upward jerk brings the fish up and onto the ice surface. The snare is loosened, reshaped and back into the water for another attempt. Only rough fish are legally kept - suckers, carp, quillback - other fish, if snared - bass, channel catfish - must be immediately returned to the water.

The flesh of suckers has numerous small bundles of tiny bones. To prepare for the table: Scale and then fillet the sucker. Lay each fillet, skin side down and with a sharp knife, score or cut through the flesh to, but not through, the skin. These scoring cuts should be 1/4 inch apart end to end of the fillet.

Dust the scored fillet with cornmeal, flour or your favorite dry breading. Fry in deep fat at 350 degrees. The fillet will curl and fry quickly. The scoring will allow the frying oil to penetrate and soften the small bones. Drain on paper towel and watch the fillets disappear.



With the hole cut in the ice on Sugar Creek, the snaring begins. (Photo by Don Bickel)

## QUAKERTOWN MARINA

On beautiful Brookville Lake, Indiana  
"Anchor in Paradise"



We are a full service marina located within the Quakertown State Recreation Area at the north end of Brookville Lake in Union County, Indiana

- Pontoon and Fishing Boat Rentals
  - Used Houseboats, Fishing and Pontoon Boats for Sale
  - Seasonal and Annual Docks and Seasonal Buoys
- See us for all your boating needs!

(765) 458-6490 - [www.quakertownmarina.com](http://www.quakertownmarina.com)

## BURRIS

SINCE 1980

### ELECTRIC & PLUMBING SUPPLY, INC.

#### COMPLETE LINE OF ELECTRIC & PLUMBING

CUTLER-HAMMER • G.E. SW GEAR  
HYDROMATIC • BROAN

TOLL FREE 1-800-998-3576

AUSTIN

812-794-2257

199 N. FRONTAGE RD.  
1-888-845-2388

MADISON

812-273-2976

2976 SHUN PIKE RD.  
1-877-322-7401

SEYMOUR

812-522-7401

110 N. O'BRIEN ST.

# Cap N Hook Sports

"Your Geist Lake Connection"

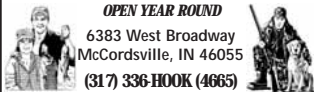
- Fishing • Hunting • Live Bait
- Joy Dog Food

Tim Wolfe Wildlife

"Deer & Turkey Check Station"

OPEN YEAR ROUND

6383 West Broadway  
McCordsville, IN 46055  
(317) 336-HOOK (4665)



# Ramblings from Da Region



by Gene Clifford

## What about the load you're using?

This is strictly about shotguns and their loads, as I am not a rifle owner.

Way too many hunters go out and buy whatever ammo is on sale, regardless of whether it shoots well in their gun and also whether it kills well. They say, "it was on sale so I bought it".

The selection of shotgun ammunition, even when using small payloads, cannot be taken lightly. The proper selection of shotgun ammunition depends primarily on what you are hunting. Currently, lead shot is legal for game, such as, doves, pheasant and quail, on private ground. Here in Indiana, steel shot is required on all State Properties, when hunting doves. Any load from 1 oz to 1 1/4 oz will work quite well if the shot size is matched to the game that is being hunted. Doves and quail take #7, #7 1/2, #8 sized shot, while pheasant, grouse and rabbits usually require a #6 sized shot and even a #4 sized shot sometimes. Ducks and Geese usually require at least a #4 Steel or larger shot. Remember that with Steel shot, because of their poorer ballistics down range, one should go with one size larger than what you used to use when hunting with lead shot.

Once a selection of shot sizes is made, then it's time for a trip to the outdoor gun range, before you

head out to do some actual hunting.

Most hunters don't even think, or know about checking the point of impact with their shotgun. The first thing you should do when arriving at the range is to set up, and shoot at some paper targets at 10, 20, 30, and 40 yards. Then you will see if your shotgun is shooting where you're aiming at, or not. If its shooting low, you may have to height to the top of the comb. If it's shooting high, you may have to do some other things to the stock. Even the height of the front bead can make a difference.

The all-around choke is a modified choke. It is a restriction, from open bore, of .20 of an inch. Whereas, full choke is a restriction of .35 hundredths of an inch, and improved cylinder is a restriction of .10 of an inch. Modified choke will give you full choke patterns when using steel shot on waterfowl. As steel shot deforms a lot less when passing thru the barrel and choke system. Most present-day shotguns for sale have interchangeable choke systems. You can take 3 or 4 of your choke tubes to the range and you'll then see that each will give you different results with the same shotgun and ammunition.

At least 5 shots should be fired with each load, as patterns of all types of shotgun shells will vary from shot to shot, so you'll have to make an average count with each load at the chosen distance. A good rule is to have at least 60 percent of the pellets within a 30" circle, pre-drawn on the target. This will be an effective load as long as the shot size is matched properly to the game being hunted.

Every choke tube is a character in itself. An improved cylinder choke tube should put at least 50 percent of its pellets in the 30" circle, while a modified choke tube should put 60 percent of its pellets in the same circle, and the full choke tube must place 70 percent in the same 30" circle.

Only by testing a variety of chokes and loads, at varying distances, will tell the hunter if his chosen gun/choke/load is going to be efficient for the game and range he is hunting.

Turkey hunters want a very tight centralized pattern, as the turkey head, which is your target, is only as big as the fist on the end of your arm. Whereas a quail hunter will want a wider pattern, and may select a lower priced game load that has softer shot, and no plastic buffering material.

# JENSEN S

Pawn, Jewelry,  
Black Powder Guns, & Bows

702 S. State Street • Greenfield, IN 46140

Art & Mel Jensen

317-462-4721

Immediate Cash Loans      Buying & Selling Gold  
on Secured Merchandise      & Diamond Jewelry  
Fast and Confidential      Guns, Electronics & More

Your "Hometown Agent"  
with roots going back  
to 1930 in Union County,  
with the same local family  
management!



## P.R.S. Insurance Inc.

17 W. Union Street, Liberty, IN 47353

Down town across from the courthouse.

phone: 458-5792 or "toll free" 888-PRS-9001

Protection Reliability Service


# Riggle-Waltermann

MORTUARY, INC.

32 SOUTH ELEVENTH STREET

RICHMOND, INDIANA 47374

PHONE (765) 966-7684



N.F.D.A.  
I.F.D.A.

www.riggle-waltermann.com

## Roaming The Outdoors

CONTINUED FROM PAGE 10

space (approx 15' x 20' for entire weekend.

**Barbeque KCBS BBQ** entries \$225 for each 20'x30' space, limited 20'x60' spaces available for extra \$50. Each cooker allowed as many assistants as needed. 1 free T-shirt per KCBS team entry.

**Barbeque Open BBQ** \$125 for each 20'x30' space. Each cooker will be allowed as many assistants as needed; Cookers may cook with any type of fuel that they wish; all other KCBS rules will prevail. 1 free T-shirt will also be included per Open BBQ Contest team entry.

**Kids Gun Entries** \$20 for each 15'x15' space. A separate entry form will be used for all Kids Gun entries. This event is for trophies only. 1 free T-shirt will be included per Kids Gun team entry.

**Sunday Judging times:** Chicken 12 Noon, Pork Ribs 12:30 p.m., Pork 1 p.m., Beef Brisket 1:30 p.m.,

Sauce 2 p.m., Anything Butt 2:30 p.m., Showmanship 3 p.m. and Grand Champion 3:30 p.m.

**Sunday Car & Truck Show** Entry Fee \$15 on site, \$10 advance. Reg 9 a.m. to 12:30 p.m., Dash Plaques to the first 100 entries... Trophies to top 30 entries, plus Best in Class (by class), and Best of Show trophies. Entries will be judged from 12:30 to 2 p.m., Awards ceremony 3 p.m.

For information contact Carl Sharp 765-458-5574 (O) or 765-580-0215 (H). Make checks payable to: Liberty Lions Club and Mail to: Liberty Lions Club, 27 W. Union St., Liberty, IN 47353. (Pre-registration must be received by April 25, 2011.)

### VISITING FRONTIER DAYS FRIENDS

Back on Oct 1-2 I was at Salamonie Reservoir for Bozarth's Crappie Tournament. I spent Saturday night at a Motel 6 in Warren, Indiana. While I was in Warren I took a chance and called an old phone

CONTINUED ON PAGE 24



# PARTYING GROCERY

Rushville, In

514 W. SECOND STREET  
(765) 932-2155

HOURS: 7AM - 8PM

- Pressure Fried Chicken
- Hand Bred Tenderloin
- Hot Lunches
- Deli Sandwiches
- Fresh Meats & Salads
- Dine-In / Carry Out

OPEN 365 DAYS A YEAR!



WE ARE A STATE DEER & TURKEY CHECK STATION

## KAMPFIRE KOOKIN'

CONTINUED FROM PAGE 11

needed help to get the deer out of the woods; I appreciated it.

I dragged the buck over to the access road, sat down on my bucket, took a drink of water, and waited. They had stopped at my Blazer and got my deer cart and headed to where I was waiting. They strapped the deer on the cart and headed for the parking lot. They even carried my empty gun and bucket out for me. They knew how to help the 'old man' who I tell everyone, "... has to show them how it's done from time to time."

These guys did this 'before' they had to prepare and serve breakfast, which was to start at 11:00 AM. They just made it in time. I checked the deer in at D & J's corner of 9 and 124 and then drove to Deer Track, our private campground, hung the buck on the tripod meat pole in back of the shed, gutted it, took the gut pile out into the field for the Coyotes, washed up, and headed to get my breakfast and some hot coffee at the nature center. It was a good morning, yes sir, a very good morning.

I hope you had a good and successful hunting season. I have some good recipes for the deer meat I just put in the freezer and I'll share them with you later on.

## Camping Here and Beyond

CONTINUED FROM PAGE 18

relative. Most kids can now type, save and copy. They may even get to know you better. They'd be proud to be asked by mom, dad, or grandparent to help chronicle your life. Its surely would open dialogue between you and your relative. It might take real hard thinking to remember things of old but a lot of the past could be brought up to save.

Get out the old pictures you've inherited and inquire from relatives or friends, or people who lived where the picture might have been taken to identify unknown people in the photos. Time flies and people forget. This could help to make an interesting annual get-to-gather with some of the people you might meet.

When I was born, my paternal grandmother jotted in her daily journal, "John and Evelyn had a boy." That's it!!!! I was born young (2 months early), small (3 pounds, 12 ounces) at home with a mid-wife helping, cute (debatable), naked, and innocent. I've outgrown all these attributes. Grandma McCory probably didn't think I'd make it, as (at that time) 1936 was the hottest summer and the coldest winter on record in Indiana. They kept me in the dresser drawer with a warm hot water bag. Grandma had many more important things to record, such as

what the farmers were doing, what meals the farm wives cooked, how the hens were laying, the fact she was afraid the teams of horses were being over-worked, how much of each crop of hay corn or oats they could expect and how much the prices were fluctuating.

The next couple of months I'll be writing about camping with groups of teenagers. We'll relate some of the experiences taking high school students on camping trips during Spring Break during my 41 years of teaching, and on caving trip (one of my favorite hobbies). We'll see you in February. If you have anything on camping you'd like us to write about, contact us at: 260-637-3524 or e-mail at: [jmacnut@yahoo.com](mailto:jmacnut@yahoo.com)

## Fishing Lake Michigan

CONTINUED FROM PAGE 12

other issues which either keep people from boating or cause people to quit boating. Mandatory life jacket laws are just one more negative issue.

### BOATER EDUCATION

A few states require anyone operating a boat to have taken and passed a boater education course. Many states require youngsters under certain ages, usually 12 to 18 years to have a boater ed card and the trend is for more states to follow this trend.

Again, neither BoatU.S. or myself believe people are born with the necessary boating skills to be a safe operator and attending a boater education class is a good choice. Many states, however, have mandated Boater Education classes without providing adequate network of instructors, classrooms and reasonable opportunities to attend the classes. Some states have used boater ed classes and licensing as a money maker, charging more to get a boat driving license than a motor vehicle driving license. Boater Education, when mandated, needs to be affordable and accessible to anyone wanting to operate a boat.

THE END

## Roaming The Outdoors

CONTINUED FROM PAGE 23

number I had in my address book for Randy and Cindy Bellamy. Randy and Cindy live outside of Huntington, Indiana in a woods, back in the 1990's when I was putting on Frontier Days at Treaty Line Pioneer Village, they came to Frontier Days for several years. I hadn't talked to them for ages. Luckily they were home, I told them I was in the area, could we get together. They had plans for Saturday, but could meet me for breakfast in Warren before church.



Visiting Randy and Cindy Bellamy at their home near Huntington, Indiana. From left to right: Sherry Dickerson, Dylan Smock, Cindy Bellamy, Breanna Smock and Randy Bellamy. (Photo by Ray Dickerson)

## ACE Hardware

Junction 31 & 56, Scottsburg, IN

812-752-2991

- FISHING SUPPLIES
- CARHARTT CLOTHING
- HUNTING SUPPLIES
- GUNS & AMMO

Hours:

7 am - 8 pm Mon. - Sat. / 8 am - 6 pm Sun.

Like a  
good neighbor,  
State Farm  
is there.®

CARL SHARP

27 W. Union St. Liberty, IN

458-5574 or

800-974-5574

[www.carlsharp.com](http://www.carlsharp.com)



State Farm  
Insurance • Crop-Insurance  
Home Offices  
Bloomington, Illinois

FREE INSPECTION

## DAVIS TRANSMISSIONS

RANDY DAVIS, OWNER

715 NW 5TH STREET  
RICHMOND, IN 47374

DIAL 765-962-9744



Merrill A. Carrigan  
Owner/Operator

Pheasant and Chukar hunting  
Hunt with your dogs or mine

7516 S. 500 W.  
Rushville, IN 46173  
(765) 629-2354

website: [www.flatrockhunting.com](http://www.flatrockhunting.com)  
e-mail: [flatrockhunting@wildblue.net](mailto:flatrockhunting@wildblue.net)

PRE - 1964 WINCHESTER'S & COLLECTIBLES

SOUTHEASTERN INDIANA'S  
LARGEST GUN TRADER!

MARVIN L. COLE  
ROBERTA S. COLE  
812-663-2030

1510 NORTH LINCOLN STREET, GREENSBURG, INDIANA 47240

- CASE KNIVES • DISCONTINUED - WINCHESTER 9422 & 9417 RIFLES
- TRAP GUNS - 17 HMR RIFLES
- RELOADING COMPONENTS
- PROFESSIONAL & REASONABLE GUNSMITH
- NITE LITES
- "SPECIAL ORDERS & LAYAWAYS"

**Buck Scrape Taxidermy**

107 N 600 E  
Greenfield, IN 46140



317-498-4372

www.buckscrape.com

At Buck Scrape Taxidermy we stand behind our work to provide the sportsman with quality taxidermy and customer satisfaction. We are competent in all areas of taxidermy including fish, birds, mammals and game heads.  
Visit our website for more details.

MIKE CLEVENGER 765-642-GUNS  
Owner 642-4867



BUY • SELL • TRADE  
GUNSMITHING

715 East 53rd Street  
Anderson, IN



We met Sunday morning early at a restaurant just across from my motel. It was great seeing them again. Before parting I mentioned that Sherry really wanted to meet with them too, would they be home on November 13th, she would be off and she and the grandkids (Breanna and Dylan) could come to visit with them. We set the date tentatively.

The week before Nov. 13th I called Randy to see if we could still meet, they invited us to their home for whatever time we arrived, preferably before lunch. I told him I was going to deliver the December Gad-a-bout enroute and we would get there before lunch.

It was a little bit after twelve noon when we knocked on their door. Randy and Cindy welcomed us into their home, after all the hugs we all sat down and talked about Frontier Days, Mississinewa Battle of 1812, and everything that has happened in all of our lives since 2004, the last time we had been together at the Frontier Days Reunion at Treaty Line Pioneer Village. They still camp at Mississinewa Battle of 1812, they portray a French frontier family. Randy, Cindy and their family enjoy the pre-1840 events, but say they limit their activities to just 3 events. The time before last seeing them, was at Mississinewa. I took Breanna and Dylan up to Mississinewa a few years ago. We had a real good time and I introduced them to Randy and Cindy at that time in their camp along the Mississinewa River. They also met some of the Pre-1840 traders there that used to come to Frontier Days, but at this writing I can't place their names (old age).

At 1:30 p.m. Randy and Cindy served up a wonderful lunch of chicken and noodles with trimmings and desert.

After lunch they gave us a tour of their property which included meeting their new **big dog** (can't remember its name) for those who knew Louie, former pet dog that came to Frontier Days, he passed away. They raise chickens, the grandkids really enjoyed feeding the chickens and seeing inside where they gather the brown eggs. We then walked through their woods on a meandering path that wound around to the back of their house.

We went back into the house and visited for a while longer. Many of you will remember that Randy has M.S., he is doing okay, he walked with a cane when he was with us. He and Cindy are optimistic, but realistic when we talked about how he was doing. Their house when they had it built was built with wide doorways if the time came for him to use a wheel chair. For now though he gets around really good, they both are exactly like we remembered them.

We didn't want to leave, but thanked them for having us there, it was a very enjoyable day. We promised to call them again and left for home.

I think that meeting with good friends is one of the things that keep us all going in this world today. I know that Dylan and Breanna enjoyed the visit too.

**ICE FISHING, THE ULTIMATE GUIDE**

The ink is dry, actually frozen on "Ice Fishing, The Ultimate Guide" new ice fishing book is turning heads like tripped tip-ups in a mob of anxious anglers.

Ottawa, Ontario - Ice Fishing -The Ultimate Guide is the edgiest and most comprehensive guide to help ice fishing enthusiasts catch more and bigger fish. Winter fishing technology and strategies are advancing at a blistering pace and this new 214-page book covers everything from timeless ice fishing basics to the latest techniques.

"Whether you are an ice fishing novice or pro, there is something in this book for you," says Bob Izumi, host of The Real Fishing Show.

Inside, readers will be enchanted by over 200 full-color photos that portray the spirit and science of modern ice fishing. Part reference guide, part coffee table book, Ice Fishing - The Ultimate Guide is the perfect Christmas gift for any angler, and "a great tool for the modern ice angler," says Brian "Bro" Brosdahl, ice fishing pioneer and iconic northwoods guide.

Written by outdoors author/photographer and ice-fishing fanatic, Tim Allard, Ice Fishing - The Ultimate Guide talks the talk and walks the walk on contemporary ice fishing clothing, electronics, on-the-ice safety, seasonal techniques, the newest gear, and chapter after chapter of species-specific coverage of North America's most sought after fish.



TIM ALLARD

Readers will also appreciate the contributions from over 20 of North America's most respected hardwood experts, such as Gord Ellis, Noel Vleck, Dave Genz, not to mention the signature quality publishing that is The Heliconia Press.

**Purchasing Information**

\$24.95 US/CDN  
ISBN number: 978-1-896980-49-2

Available direct from Heliconia (click here), at national book chains like Amazon, Chapters, Barnes & Noble; and specialty outdoor stores.

For wholesale inquiries or to request a media review copy contact: [Brendan@helipress.com](mailto:Brendan@helipress.com) or call toll free 888-582-2001

About Tim Allard:

Tim Allard is a full-time outdoor journalist and a regular contributor to numerous North American publications, visit [www.timallard.ca](http://www.timallard.ca)

**FILLA STOCKING WITH DNR GIFT PACK**

You can give the outdoor lovers on your list the gift of Indiana's state parks, reservoirs, state park inns and Outdoor Indiana magazine, all in one package, without ever leaving your home.

The \$99 State Park Holiday Gift Pack includes an annual resident park entrance permit, an Indiana State Park Inns gift certificate worth \$70 and a one-year subscription to Outdoor Indiana magazine and a 2001 Outdoor Indiana full-color calendar for \$99, a savings of \$19 over the regular price if purchased separately.

The \$129 State Park Holiday Gift Pack upgrades your \$99 State Park Holiday Gift Pack to include a \$100 Indiana State Park Inns gift certificate.

Indiana has 33 state parks and reservoirs scattered throughout the state, each of which charges a daily gate entrance fee, which is generally \$5 for an in-state vehicle per day. The entrance permit grants gate entrance for all of 2011 for all state parks and reservoirs.

The gift certificate can be used at any of seven state park lodging facilities, including an award-winning Pete Dye designed golf course.

Outdoor Indiana is a bi-monthly magazine that brings you the best of the state's outdoors in 48 pages of full color.

Order at [Innsgifts.com](http://Innsgifts.com) now through Dec. 31.

**DO ME A FAVOR**

I would really like to hear from everyone who looks at The Gad-a-bout on my website: [www.thegadabout.com](http://www.thegadabout.com)

Critique it and send me your honest opinion, constructive criticism, list what you like and what you don't like. Remember this though, The Gad-a-bout is written and produced by a fellow who didn't go to college nor take any journalism classes.

**HAPPY NEW YEAR TO EVERYONE**

I'm optimistic about 2011 and am looking forward to a very prosperous year, in that light may I wish all of you a Very Happy New Year 2011

**Gas City Bait & Tackle**

113 South Harrisburg Ave.  
Gas City, IN 46933

(765) 674-7643

WHOLESALE BAIT



*Fishing: The World's number one sport. So be a sport and take a kid fishing.*

**J. A. BERTCH & SON INC.**



**HARDWARE  
PAINT  
PLUMBING  
ELECTRIC**



51 WEST UNION STREET  
LIBERTY, IN 47353  
PH: 765-458-5512

# Troop 16 Campout Summit Lake State Park

CONTINUED FROM PAGE 21



From left to right, Dylan Smock, David Van Meter and Anthony Sharp proudly displaying their newly earned "Totin' Chip" and "Firem'n Chit" cards.

about them too.

At 1 p.m. Mark and Allen got out an ax and began instructing Dylan, Anthony and David on the proper use of an ax. It was the hope of Mark and Allen that the three new scouts would get their "Totin' Chip" and "Firem'n Chit at this campout.

To earn the "Totin' Chip" the scout must demonstrate the proper handling, care, and use of the pocket knife, ax and saw and the "Firem'n Chit they must demonstrate the proper use of matches to start a fire.

Shortly there after scouts Josh Bennett and David Van Meter began setting up the cooking area for the preparation of lunch. Two different scouts are assigned to cook and cleanup at the different meals.

It was during the lunch preparation that Allen who was mixing up the batter for the corn bread asked me if I had gotten the eggs that was listed on the grocery list they gave me and Dylan at the prior meeting. Dylan and I volunteered to do the grocery shopping for the campout. I told him, yes, I had purchased them, butttttt - flash back from that morning - they were still in my refrigerator, uh oh! I told him no problem, I jumped into my van and headed for Mt. Summit to get a dozen eggs. Once I got back, lunch was back on schedule. Allen finished mixing up the corn bread batter and started cooking it in patties like you would fix pancakes.

Josh prepared the chili and David prepared the hot chocolate. When everything was ready they all sat down to a hot lunch. Most everyone was finished eating by a little after 2 p.m.

Mark and Josh had to go get some fresh water for the dish washing setup so I volunteered to run them over in my van, Marks truck was still hooked up to the trailer. We drove across the park to where there was a fresh water outlet and filled the 3 large water containers and then returned to the campsite.

When we got back Anthony and Dylan was back at practicing their new skills of chopping wood with the ax.

Josh and David went right to work setting up the dish washing buckets so the scouts could go through the line and wash up their mess kits. It was a very efficient setup.

By 3:30 p.m. all the lunch chores were done and the scouts had other projects to take care of, myself I had leave for home.

I wished them well for their night of camping, told Dylan I would pick him up at the school parking lot the next morning.

When I arrived at the school parking lot Dylan showed me that he had earned the "Totin' Chip" and "Firem'n Chit at the campout. Anthony and David had also earned them, see above photo.



Dylan Smock attending Troop 16 Boy Scout meeting. Here they are reciting the Pledge of Allegiance to the American Flag.



Dylan here listening to Scoutmaster Mark Culbertson covering some of the requirements of being a Tenderfoot from the Boy Scout Handbook.



Here Dylan Smock learns how to properly fold the American Flag. Scoutmaster Mark Culbertson assists him.

constantly learning to be a Boy Scout. At the end of December Dylan will be going home to Massachusetts and will be transferring his membership to Troop 54 in Worcester, MA. Dylan and his sister, Breanna, came to live with us from July 1st to the end of December 2010. Dylan had expressed a desire to join the scouts after being told about them at the Centerville Elementary where he and Breanna was attending school while here in Centerville.

A few days later we met with Mark Culbertson, Scoutmaster of Troop 16. Mark is a distant cousin of mine. I told Mark that Dylan wanted to join the scouts and explained the circumstances of his visit. We showed him a Scout form a leader had given us at the elementary school, he told us to fill it out and bring it to the next Boy Scout meeting at the Centerville Methodist Church on Monday September 18.

We attended his first Scout meeting that evening, Sept. 13th, at the Centerville Methodist Church. We learned that they were planning a Fall Camporee at Old Trails Rifle and Pistol Club the next weekend. When Mark asked how many wanted to go, Dylan looked at me for approval, I nodded and up went his hand. For the next hour we learned what Dylan needed for the campout, his uniform, handbook, what did they want to eat

and where to drop them off. I asked Mark if Dylan could wear my old B.S.A. Explorer cap to the campout since he didn't have his uniform yet. Mark agreed.

Between Monday evening and Friday afternoon I got everything he needed; sleeping bag, mess kit, backpack, camp chair, lantern, canteen and belt, raincoat and snack. Then at 6 p.m. Friday we dropped him and his equipment off at Allen and Janet Bennetts home south of Centerville.

Scouts going on the campout was David Van Meter, Josh and Nathan Bennett and Mark Culbertson, adults attending was Mark Culbertson, Bob Nuss, Allen and Janet Bennett. It was truly a learning experience for Dylan. Sunday around noon we got a call to pick up Dylan at the

## LAUREL HOTEL RESTAURANT

200 E. PEARL ST. LOCATED 1 BLOCK OFF SR 121 IN THE QUAIN HISTORICAL TOWN OF LAUREL, IN

- PAN FRIED CHICKEN
  - CHAR-BROILED STEAKS
  - SEAFOOD & Much More
  - Seafood or Country Buffet, Fri. - Sat. 4 - 9 P.M.
  - Full Menu, Sunday 11 A.M. - 8 P.M.
- MENUS AVAILABLE, ALSO CHILDRENS MENU  
FAMILY DINING - LARGE BANQUET ROOM  
RESERVATIONS WELCOME 765-698-2912

Closed MON-TUE HRS: WED-THU 11am-9pm / FRI-SAT 11am-10pm / SUN 11am-9pm  
Less than 10 minutes from Metamora

## Marion's Greenhouse

4 miles North of 256 on Hwy 3, Deputy, Indiana

812-866-2856

### Holiday Hours

November - December

Friday - Saturday 9 am - 4 pm

Sunday 11 am - 4 pm

Fresh Wreaths • Poinsettias

Unique Christmas & Holiday

Decor

All of your Gardening Needs

## Rick & Jeff's We Will Not Be Undersold!

Floor Coverings, Inc.



For All Your Floor Covering Needs  
(812) 754-0888

Now Carrying In Stock

Kathy Ireland

Shades Of America



Hwy. 56 East • Scottsburg, IN 47170



## S & L ELECTRIC INC.

HEATING COOLING ELECTRIC

A CENTURY OF RELIABLE CONFIDENCE

320 W. MAIN ST.

AUSTIN, IN 47102

812-794-3260



## It's a learning process

Since joining Centerville's Troop 16 on September 13, 2010 my grandson Dylan has been

Bennetts. (See more on this campout by reading November Gad-a-bout page 24-25 at [www.the-gadabout.com](http://www.the-gadabout.com))

On October 22-24 Troop 16 camped out at Clifton Gorge near Springfield, Ohio. Again we dropped Dylan with all of his equipment off at Allen and Janet Bennetts home. Attending this campout was Scouts Anthony Sharp, Josh and Nathan Bennett, David Van Meter, Anthony Britto and Dylan Smock, adults Bob Sharp and James Britto. (See more on this campout by reading December Gad-a-bout page 24 at [www.the-gadabout.com](http://www.the-gadabout.com))

Then of course his last campout was this one at Summit Lake State Park.

One thing in a young man's life that is more important, I think than anything else, is learning



On Saturday, December 4, 2010 Boy Scout Troop 16 from Centerville volunteered to help the Salvation Army collect donations in front of the Kmart Department Store just west of Richmond at North Salisbury and U.S. 40. Here Allen Bennett (Troop 16 Committee Member), Breanna Smock, Troop 16 Scout Dylan Smock and Janet Bennett (Troop 16 Committee Member) are ringing the hand held bells. This was the changing of volunteers, Breanna, Dylan and I relieved Allen, Josh and Nathan Bennett after their hour of duty. (Photo by Ray Dickerson)

to be self reliant. Being a boy scout helps fill that need. Boys eleven to seventeen can learn so many things as a Boy Scout, if any of you reading this are interested in becoming a member of Centerville's Boy Scout Troop 16 contact Scoutmaster Mark Culbertson at home 765-855-2504 or cell 765-220-0452 or Allen Bennett at home 765-855-5209 or cell 765-977-5103. Or if you live outside of Centerville you can go online to [www.scouting.org](http://www.scouting.org), click the word more in the About box, then click on FAQ and click onto "Is there a Scouting unit in my area?" This will locate the local council giving you their contact information.

**COLOR RATES: 1 SPOT COLOR (ALL SIZES) \$10 • FULL COLOR 4-10 COL IN \$15 / 12-24 COL IN \$25 / 26-48 COL IN \$35 / 50-96 COL IN \$50**

**MAIL TO: The Gad-a-bout, P.O. Box 85, Centerville, IN 47330**

**THE GAD-A-BOU ADVERTISING RATES**

**PLEASE NOTE: EACH DOLLAR AMOUNT BELOW IS PER INSERTION**

FULL PAGE 15 7/8" X 10 3/8"	1/2 PAGE ALT. SIZES 8 1/2" X 10 3/8" 12" X 8 1/8" 15 7/8" X 5 1/8"	1/3 PAGE ALT. SIZES 6 1/2" X 10 3/8" 8 1/2" X 8" 15 7/8" X 5 1/8"	1/4 PAGE ALT. SIZES 6 X 10 3/8" 7 X 8 1/8" 8 X 5 1/8"	1/6 PAGE ALT. SIZES 7 1/2" X 8 1/8" 8 X 5 1/8"	1/10 PAGE ALT. SIZES 7" X 5 1/8" 4 1/2" X 3 3/8"	4 COL. INCH ONE SIZE 4" X 3 3/8"	1/15 PAGE MONOPOLY CARD SIZE ONE SIZE 7" X 3 3/8"
96 COL. IN.	48 COL. IN.	32 COL. IN.	24 COL. IN.	12 COL. IN.	9 COL. IN.	8 COL. IN.	6 COL. IN.
1 TIME	1 TIME	1 TIME	1 TIME	1 TIME	1 TIME	1 TIME	1 TIME
\$7.00 PCI	\$7.00 PCI	\$7.00 PCI	\$7.00 PCI	\$7.00 PCI	\$7.00 PCI	\$7.00 PCI	\$7.00 PCI
<b>\$651.00</b>	<b>\$336.00</b>	<b>\$224.00</b>	<b>\$168.00</b>	<b>\$84.00</b>	<b>\$63.00</b>	<b>\$56.00</b>	<b>\$42.00</b>
2-11 TIMES	2-11 TIMES	2-11 TIMES	2-11 TIMES	2-11 TIMES	2-11 TIMES	2-11 TIMES	2-11 TIMES
\$6.00 PCI	\$6.00 PCI	\$6.00 PCI	\$6.00 PCI	\$6.00 PCI	\$6.00 PCI	\$6.00 PCI	\$6.00 PCI
<b>\$558.00</b>	<b>\$288.00</b>	<b>\$192.00</b>	<b>\$144.00</b>	<b>\$72.00</b>	<b>\$54.00</b>	<b>\$48.00</b>	<b>\$36.00</b>
12 TIMES	12 TIMES	12 TIMES	12 TIMES	12 TIMES	12 TIMES	12 TIMES	12 TIMES
\$5.00 PCI	\$5.00 PCI	\$5.00 PCI	\$5.00 PCI	\$5.00 PCI	\$5.00 PCI	\$5.00 PCI	\$5.00 PCI
<b>\$465.00</b>	<b>\$240.00</b>	<b>\$160.00</b>	<b>\$120.00</b>	<b>\$60.00</b>	<b>\$45.00</b>	<b>\$40.00</b>	<b>\$30.00</b>

**ADVERTISERS INFORMATION**

(PLEASE PRINT LEGIBLY OR TYPE)

SALESPERSON: \_\_\_\_\_ DATE: \_\_\_\_\_

BUSINESS NAME: \_\_\_\_\_

OWNER NAME (S): \_\_\_\_\_ MGR. OR OTHER \_\_\_\_\_

STREET OR P.O. BOX: \_\_\_\_\_

CITY: \_\_\_\_\_ STATE: \_\_\_\_\_ ZIP CODE: \_\_\_\_\_

PHONE: \_\_\_\_\_ FAX: \_\_\_\_\_

CELL PHONE: \_\_\_\_\_ OTHER: \_\_\_\_\_

E-MAIL: \_\_\_\_\_ WEB SITE: \_\_\_\_\_

Ad Size: \_\_\_\_\_ Rate: \$ \_\_\_\_\_ Monthly Cost: \$ \_\_\_\_\_

METHOD OF PAYMENT & DATE - CHECK NUMBER: \_\_\_\_\_ CASH: \_\_\_\_\_

PLACE AD IN: JAN FEB MAR APR MAY JUN JUL AUG SEP OCT NOV DEC

(CIRCLE APPROPRIATE MONTH (S) • WRITE BELOW MONTH THE YEAR ADVERTISING BEGINS)

Customer Authorization Signature: \_\_\_\_\_ DATE: \_\_\_\_\_

(ADVERTISING NOT ACCEPTED FOR: ALCOHOL, TOBACCO OR GAMBLING)

**Madison Outdoors**  
**GUNS AMMO SCOPES**

Indiana Deer Check Station  
 Shotguns Handguns Rifles  
 Inline Muzzleloaders & Supplies  
 Scopes Slugs Ammo Holsters  
 Hunting Supplies

at the junction of Cragmont and SR 7  
 504 West State Street  
 Madison, Indiana 47250  
**(812) 265-9306**

**RED WING SHOES**  
 BUILT TO FIT. BUILT TO LAST.

**MILROY SHOES**  
 Mastercard - Visa  
 9214 S. State Rd. 3, Milroy, IN 46156  
 (765) 629-2109  
 Mon-Thur 8 - 5 / Fri 8 - 6 / Sat 8 - 3 / Closed Sun

**SAVE-A-LOT**  
 Don't Pay A Lot!

MON. - THURS. 8 A.M. - 8 P.M.  
 FRI. 8 A.M. - 9 P.M. • SAT. 8 A.M. - 8 P.M.  
 SUN. 8 A.M. - 5 P.M.

11143 U.S. 52  
 Brookville, IN 47012  
 (765) 647-2781

**A-1 LOCK & SAFE SHOP**  
 765-966-2597

**Tri-County Awards**  
 765-966-0757

**Sign Graf X**  
 765-962-3636

1001 South "E" Street, Richmond, IN 47374

# Gad's Corner

SEND YOUR PHOTOS TO: THE GAD-A-BOUT, P.O. BOX 85, CENTERVILLE, IN 47330 (INCLUDE A SELF ADDRESSED STAMPED ENVELOPE IF YOU WANT THE PHOTO RETURNED)



Karlie Shaw age 13 took this doe, it weighed 95 lbs. She took it on opening Day, her first time hunting. (Photo by Joe Martino)



Evan Shaw age 10 took this doe, it weighed 75 lbs. he took it on opening Day, his first time hunting. (Photo by Joe Martino)



Johnny Turner from Centerville took this 9 point, 200 pound buck with a gun in Union County. (Dave's Triangle Inc. Photo, Brookville Lake, IN)



Willy Geis took this 16 point, Green Score 203 3/8" Buck during Archery Season. (52 Pickup Marathon Convenience Store Photo, Brookville, IN)



Tony Cole took this 9 point Buck on 11-5-10. (Poor Boy Country Store Photo, Eckerty, IN)



Brent Sanger caught this striper on the whitewater river. one of several. (Photo by Joe Rouse)



Diane Ozbun took this 13 point, 215 pound Buck on opening Day of gun season 11-11-10. (Midlake Trading Post Photo, Liberty, IN)



Photo submitted by Fred Ludington (Ludco Gun Shop, Parker City, IN)



Joe Martino took this 9 point Buck, FD 170 lbs, gross scored in the 150's. He took him with a Mathews Z7 bow, Express arrows and Slick Trick broadheads. (Photo by Joe Martino)



## PIONEER VILLAGE

*Gateway to Hardy Lake*

- LIVE BAIT • TACKLE
- FIREWOOD • GAS
- BIO-DIESEL
- FISHING LICENSE
- HOT FOOD • DELI
- ICE • POP • CHIPS

3614 E. Hwy. 256  
Scottsburg, IN 47170  
PH: 812-794-2769

[www.pioneersvillage.com](http://www.pioneersvillage.com)  
E-mail: [whittymore@pioneersvillage.com](mailto:whittymore@pioneersvillage.com)

## Red Barn Bait Shop



Hunting, Fishing, Camping,  
Guns, Ammo & Accessories  
Buy - Sell - Trade  
Open 7 Days  
Phone: (812) 883-6483

*For all your hunting & camping needs stop by the Red Barn*  
3 1/2 Miles North of Salem on SR 135



## SCOTT'S GUN & TACKLE

ULTRA DOG FOOD / OWEN'S DOG BOXES  
HUNTING LIGHTS / DAN'S HUNTING CLOTHES  
GARMIN TRACKING SYS. / DOG LEADS & COLLARS

ARCHERY SUPPLIES / BOWTECH BOWS  
INDOOR ARCHERY RANGE / TECHNO HUNTING SYS.

MUCK BOOTS / RELOADING SUPPLIES  
LONG GUNS / HAND GUNS / AMMO  
FISHING TACKLE, SUPPLIES & LIVE BAIT

Under New Management  
Manager: John Durham

HOURS: Monday thru Saturday 7 am - 8 pm  
Sunday 9 am - 5 pm

200 N. Highway 3 & 7  
North Vernon, IN 47265  
812-352-7075



Olivia Steward took this, her first deer while, hunting with her father, Brad Steward. (Photo by Joe Martino)



Shelbianna Brunner took her 1st Buck in Wayne County during this deer season. It had 8 points and weighed 131 pounds. (Frame's Outdoor Photo, Liberty, IN)



Eric Barrett took this 13 Point Buck with a 27 inch inside spread during Archery Season. (52 Pickup Marathon Convenience Store Photo, Brookville, IN)



Photo submitted by Fred Ludington (Ludco Gun Shop, Parker City, IN)



Photo submitted by Fred Ludington (Ludco Gun Shop, Parker City, IN)



Photo submitted by Fred Ludington (Ludco Gun Shop, Parker City, IN)

# KNIGHTSTOWN MEATS AND CATERING

**8037 South County Road 575 West, Knightstown, Indiana 46148**

765-345-2410 or 1-800-718-6010

Directions: 1 Mile North of U.S. 40 on County Road 575 West — East of Knightstown

**Deer Processing:** \$80.00 (includes skinning, cleaning, cutting, wrapping & freezing)

**Extra Costs:** Cape for Mount \$15.00 (must be picked up ASAP) Skull Cap/Hide \$8.00

*Save \$\$ Bring in WHOLE ROUNDS (back legs whole) & we can make jerky;*

*Bring in BONELESS VENISON & we can make your favorite sausage.*

Sausage Options (approx. 2 lb roll)

Snack Stick (approx. 10 sticks in 1 lb.)	Regular Summer Sausage	\$5.00/roll	*JERKY	
Snack Stick	Summer Sausage w/Cheddar Cheese	\$5.50/roll	(whole Muscle Only)	\$9.50/lb.
Snack Stick w/Cheddar Cheese	Summer Sausage w/Jalapeno Cheese	\$5.50/roll	Smoked Deer Hams	\$15.00 each
Snack Stick w/Jalapeno Cheese	Hot Summer Sausage	\$5.50/roll	*Deer Bacon	\$2.99/lb.
Hot Snack Stick	Salami	\$5.50/roll	Deer Bratwurst	\$1.89/lb.
	Bologna	\$5.50/roll	*on finished wt.	

**24 HOUR DROP OFF COOLER AVAILABLE  
(BEFORE DROPPING OFF MAKE SURE DEER HAS METAL TAG)**

**Hours of Operation:**

Monday-Wednesday-Friday 8:00 A.M. - 6:00 P.M. / Tuesday-Thursday 8:00 A.M. - 5:00 P.M.

Saturday 8:00 A.M. - 12:00 PM (call for special weekend hours)

[www.Ktownmeatsandcatering.com](http://www.Ktownmeatsandcatering.com)





Kelsey Hoff took this 13 Point Buck in the Youth Season with a Muzzleloader. (52 Pickup Marathon Convenience Store Photo, Brookville, IN)



Alicia Bennett caught this 8 pound largemouth bass on 10-21-10 (Norm's Bait Shop Photo, Campbellsburg, IN)



Darian Day took this 15 Point, 165 Pound Buck in Wayne County. (Frame's Outdoor Photo, Liberty, IN)



Bill Weidner from Connersville caught this 8 lb., 27 In. Walleye in Nov 2010 around power line. (Dave's Triangle Inc. Photo, Brookville Lake, IN)



Doug Steinar took this 8 point, 249 pound buck during this deer season. (Frame's Outdoor Photo, Liberty, IN)

**GET A FREE WINCH WITH THE PURCHASE OF A 2011 SPORTSMAN<sup>™</sup>**  
**OR UP TO \$1000 IN REBATES ON SELECT 2010 MODELS**  
**PLUS FINANCING AS LOW AS 3.99%**



**POLARIS HOLIDAY SALES EVENT**

Offer good on new and unregistered ATVs purchased between 12/10 and 2/2/11. On select 2010 models. Free winch on select models. Does not include installation. See your dealer for details. \*\*On select 2010 models. See your dealer for details. \*\*\*Rebate as low as 3.99% for 36 months. Offer only available at participating Polaris<sup>™</sup> dealers. Amount, and any taxes and terms provided, are based on creditworthiness. Other financing offers are available. Applies to the purchase of all new ATV and RANGER<sup>™</sup> models made on the Polaris Production Program from 11/10-12/2/11. Fixed APR of 3.99%, 7.99%, or 10.99% will be assigned based on credit appraisal criteria. Examples of monthly payments over a 36-month term at 3.99% APR: \$29.52 per \$5000 financed and at 10.99% APR: \$117.73 per \$5000 financed. Vehicles are shown with optional equipment. Warning: ATVs can be hazardous to operate. For your safety, avoid operating Polaris ATVs or RANGERS on paved surfaces or public roads. Riders and passengers should always wear helmets, eye protection, protective clothing, and seat belts on RANGER vehicles. Never carry passengers unless the vehicle has been designed by the manufacturer for that purpose. Polaris adult ATV models are for riders aged 16 and older. Drivers of RANGER vehicles must be at least 16 years old with a valid driver's license. All ATV riders should take a safety training course. For ATV safety and training information in the U.S. call the 811 at 1800-887-2887. See your dealer or call Polaris at (800) 342-3764. In Canada, visit your local Polaris dealer about Polaris ATVs. Check your local laws before riding on trails. ©2010 Polaris Industries Inc.

 Merry Christmas to all our Great Customers over the last 20 Years!

Check out our Christmas Specials!

- \*\*Additional \$150 off on kids ATVs and \$200 off the new Kids RZR 170 side x side!
- \*\*Free 2500 # Winch or \$300 off on all Sportsman 300, 400, 500, 550, 800, and 850's.
- \*\*\$200 off any New Polaris Ranger 400, 500, 800 or RZR 800.
- \*\*Check out our website for our large selection of Used Kids ATVs, Sport ATVs, 4x4 Utility ATVs and Rangers!

[www.ontargetpolaris.com](http://www.ontargetpolaris.com)

**On Target Inc.**  
**Sunman, IN**  
**I-74 and State Road 101, Exit 156**  
**812-623-2300**





Preach Howard caught this 6 pound largemouth bass on 7-12-10. (?????)

Need your help, does anyone recognize this photo? Don't know where I got it. Contact me if you know, call toll free 1-800-855-4237.



Darren Brack took this 9 Point Buck during Archery Season. (52 Pickup Marathon Convenience Store Photo, Brookville, IN)



Cole Bowers from Liberty, Indiana took this doe with a gun. (Dave's Triangle Inc. Photo, Brookville Lake, IN)



Donny Smith took this 8 point, 163 pound Buck on 10-31-10. (Poor Boy Country Store Photo, Eckery, IN)



Mathew Bass took this 8 point buck with a gun during the current deer season. (Dave's Triangle Inc. Photo, Brookville Lake, IN)



Andrew Bourne took this 10 point, 190 pound buck during this deer season. (Frame's Outdoor Photo, Liberty, IN)



Joe Nuze took this 10 point, field dressed 190 pounds Buck in Sullivan County on 11-7-10. (Photo sent in by Joe Nuze)



Rick Crane took this 8 point 200 pound buck during this deer season. (Frame's Outdoor Photo, Liberty, IN)

**GIRTS ARCHERY**  
 765.332.3048 Straughn, IN

**HOYT & MATTHEWS**  
 For the best in service & sales, come see us for all your outdoor needs.  
 5245 US 40 EAST  
 STRAUGHN, INDIANA

Tues - Fri 1 PM - 8 PM / Sat 11 AM-5 PM  
 Closed Sunday & Monday

www.girtsarchery.com

**McDonald's**  
*Bait and Tackle*

*Live & Artificial Bait  
 Fishing & Hunting License  
 Open 7 Days 6:00 a.m.*

"Deer and Turkey Check Station"  
 Home Processing Supplies  
 Excellent Sausage & Jerky Seasonings,  
 Casings, etc. — "*Check us out!*"

15 W. Grant Street  
 Knightstown, IN 46148  
 765-345-2074

**RIHM INC.**  
 CAMBRIDGE CITY INDIANA 47321  
**FOODS**

**CUSTOM HOG & BEEF PROCESSING**  
 "Venison Sausage and Hams"  
*Custom Curing*  
**Hickory Smoked Hams & Bacon**  
 CATERING

(765) 478-3426 1-800-846-6328  
[www.rihmfoods.com](http://www.rihmfoods.com)

Plan your Indiana adventures at

**www.INDIANAOUTFITTERS.com**

INDIANA'S ONLINE OUTDOOR RECREATION GUIDE

Find all the info you need  
with this **FREE**  
Indiana Trip Planning Website!



Where do you want to go  
this weekend?

Visit  
**www.INDIANAOUTFITTERS.com**



**FREE! Indiana Cabin Rentals Guide**  
**www.IndianaCabinRentals.com**



Now finding cabin rentals is easy.

Use a clickable map of the state to find a rental cabin!

Find traditional log cabins, historic cabins, floating cabins, camping cabins, and unique rental homes throughout Indiana.



Want a secluded cabin with peace & quiet?

Want a cabin near the heart of the action?



Looking for lodging with a hot tub?

Want a place by the water?

Why settle for a stuffy hotel room when there are options like this?

Rent your own private cabin!



Need a pet-friendly cabin?

Want a basic camping cabin without all the frills?



**www.IndianaCabinRentals.com**

Find specials, pictures & links to cabin rentals around Indiana